



Registrar

# National Electric Power Regulatory Authority Islamic Republic of Pakistan

NEPRA Tower, Attaturk Avenue (East), G-5/1, Islamabad.  
Tel: +92-51-9206500, Fax: +92-51-2600026  
Web: www.nepa.org.pk, E-mail: registrar@nepa.org.pk

No. NEPRA/R/ADG(Tariff)/TRF-100/38584-86

December 20, 2023

Subject: **DECISION OF THE AUTHORITY IN THE MATTER OF REQUESTS  
FILED BY XWDISCOS FOR PERIODIC ADJUSTMENT IN TARIFF  
FOR THE 1<sup>ST</sup> QUARTER OF FY 2023-24**

Dear Sir,

Enclosed please find herewith the subject Decision of the Authority along with Annex-A, B & C (10 Pages) in the matter of Requests filed by XWDISCOs for Periodic Adjustment in Tariff for the 1<sup>st</sup> Quarter of FY 2023-24.

2. The decision is being sent to the Federal Government for intimation and action, if any, by the Federal Government under Proviso (ii) of Section 31(7) of NEPRA Act, before its notification by NEPRA pursuant to the said Proviso of Section 31(7) of NEPRA Act, 1997.

Encl: As above



(Syed Zavar Haider)

Secretary  
Ministry of Energy (Power Division)  
'A' Block, Pak Secretariat  
Islamabad

CC:

1. Secretary, Cabinet Division, Cabinet Secretariat, Islamabad.
2. Secretary, Ministry of Finance, 'Q' Block, Pak Secretariat, Islamabad.




**DECISION OF THE AUTHORITY IN THE MATTER OF REQUESTS FILED BY XWDISCOs FOR  
PERIODIC ADJUSTMENT IN TARIFF FOR THE 1<sup>st</sup> QUARTER of FY 2023-24**

1. The Authority determined Consumer-end Tariff for FY 2023-2, including Power Purchase Price (PPP) reference for XWDISCOs on July 14, 2023, and intimated same to the Federal Government. The Federal Government, against the aforementioned determinations/decisions, filed Motion, under Section 7 and 31 of the NEPRA Act 1997 read with Rule 17 of the NEPRA (Tariff Standards and Procedure) Rules, 1998 for recommendation of uniform consumer end tariff. The said Motion was decided by the Authority on July 25, 2023 and was subsequently notified by the Federal Government w.e.f. July 01, 2023.
2. XWDISCOs, in line with the NEPRA Act and prescribed quarterly adjustment mechanism as per their tariff determinations, filed adjustment requests on account of variation in PPP, including impact of T&D losses etc., for the 1<sup>st</sup> quarter of the FY 2023-24 i.e. from July to September 2023, including addendums, as summarized below;

											Rs. Million
Description	FESCO	GEPCO	HESCO	SEPCO	IESCO	LESCO	MEPCO	PESCO	TESCO	QESCO	TOTAL
Capacity Charges	4,391	(620)	9	138	3,743	10,450	(2,672)	(93)	1,072	(3,313)	13,105
Variable O&M	810	471	188	149	306	1,021	678	448	40	173	4,284
UoSC & MoF	1,589	918	665	358	1,190	2,650	1,425	1,004	303	198	10,300
Impact of T&D Losses on monthly FCA	615	560	496	367	548	1,124	1,082	1,260	39	317	6,408
Impact of incremental units	(2,651)	(934)	(302)	(87)	(246)	(4,937)	(1,241)	(523)	(126)	-	(11,047)
Total	4,754	396	1,056	926	5,542	10,308	(728)	2,096	1,328	(2,625)	23,053


\* - XWDISCOs that have revised their request

3. Although, the proposed quarterly adjustments are formula based and as per the already prescribed mechanism but since the impact of any such adjustments has to be made part of the consumer end tariff, hence, the Authority, in order to provide an opportunity of hearing to all the concerned and meet the ends of natural justice, decided to conduct a hearing on the issue.
4. Hearing in the matter was scheduled on November 14, 2023, for which advertisement was published in newspapers on October 28, 2023, along-with subsequent addendum on November 9, 2023. Separate notices were also sent to the stakeholders for inviting comments from the interested/ affected parties. Salient features of the proposed adjustments along-with adjustment requests/addendums of all DISCOs were uploaded on NEPRA's website for information of all concerned.
5. Hearing was held as per the Schedule on November 14, 2023, which was attended by the Ministry of Energy, Power Division (MoE, PD), XWDISCOs, CPPA-G, K-Electric and other stakeholders including General public and media.
6. The Authority, in order to work out the instant quarterly adjustments of XWDISCOs, obtained details of actual Power Purchase cost billed by CPPA-G to DISCOs for the 1<sup>st</sup> quarter of the FY 2023-24 i.e. July to September 2023. CPPA-G provided the information, and also certified that:
  - a. **2002 Power Policy Plants**
    - i. Invoices of all Capacity Purchase have been processed in accordance with rates, Terms & Conditions as determined by NEPRA. Payments related to periodical adjustments are also made as per decision of NEPRA.



- ii. The above statement is true, based on facts and from verifiable documentary evidences. In case of any deviation/variation observed if not rectified at later stage, CPPA-G will be responsible for the consequences arising out of any misstatement under NEPRA Act and its Rules & Regulations.
- b. **1994 Power Policy Plants**
  - i. Invoices of all Capacity Purchase have been made strictly in accordance with the rates, terms & conditions as stipulated in the respective Power Purchase Agreement.
  - ii. All payments to IPPs are being made after observing all formalities provided in the respective Power Purchase Agreement.
  - iii. The above statement is true, based on facts and from verifiable documentary evidences. In case of any deviation/variation observed if not rectified at later stage, CPPA-G will be responsible for the consequences arising out of any misstatement under NEPRA Act and its Rules & Regulations.
7. Thus, for the purpose of determination of 1<sup>st</sup> quarterly adjustment for the FY 2023-24, the information submitted by CPPA-G along-with certification of CPPA-G has been relied upon. The plant wise detail of capacity charges and utilization factors for the quarter July to September 2023, as submitted by CPPA-G are attached as **Annex-C** with the instant decision. In case of any variation, error, omission or misstatement found out at a later stage, CPPA-G shall be responsible and the same would adjusted in the subsequent quarterly adjustments.
8. The Authority observed that vide its decision dated December 01, 2020, while approving the Motion filed by the Ministry of Energy (Power Division) with respect to recommendations of support package for additional consumption and abolishment of Time of Use tariff scheme for Industrial Consumers of XWDISCOs, whereby a rate of Rs.12.96/kWh was allowed for B1, B2, B3 and B4 consumers w.e.f. 1<sup>st</sup> November 2021 to 31<sup>st</sup> October 2023, it was decided that;  
*"...in future in order to streamline its approach with the proposal, the Authority has decided to modify its calculations methodology for subsequent periodic adjustments.*  
*No Quarterly adjustments would be passed on to B1, B2, B3 and B4 industrial consumers to the extent of incremental sales till continuation of the instant package, as the capacity charges would be actualized from the previous level of corresponding months sales"*
9. In view of the above decision, submissions of CPPA-G and earlier decisions of the Authority, the Authority has decided to work out the quarterly adjustment based on net units i.e. units purchased for Industrial incremental sales have not been included while working out the quarterly adjustments. The units netted off on account of incremental sales have been provided by CPPA-G. Accordingly, the cost recovered on such incremental units, over and above the Fuel cost i.e. (Rs.12.96 less Reference Fuel Cost for each month) has been adjusted from the quarterly adjustments, worked out based on net units. Resultantly, the Prior Year Adjustment (PYA) as well as sales mix for the period would be worked out based on net units i.e. excluding units purchased for Industrial incremental sales. Hence, no further adjustment would be allowed for such units purchased.

Mali 9






10. CPPA-G vide its letter dated 07.11.2023, has also requested to allow Rs.743.16 million on account of legal charges, which were previously disallowed by the Authority and Rs.127.67 million for the instant Quarter, as detailed below;

Period	Disallowed Amount (in million)	Status
FY 2019-20 2 <sup>nd</sup> Quarter to FY 2020-21 4 <sup>th</sup> Quarter	455.11	Disallowed
FY 2021-22 1 <sup>st</sup> Quarter	52.32	Disallowed
FY 2021-22 (2 <sup>nd</sup> Quarter)	5.56	Disallowed
FY 2021-22 (3 <sup>rd</sup> Quarter)	33.10	Disallowed
FY 2021-22 (4 <sup>th</sup> Quarter)	(0.05)	Disallowed
FY 2022-23 (1 <sup>st</sup> Quarter)	4.21	Disallowed
FY 2022-23 (2 <sup>nd</sup> Quarter)	14.93	Disallowed
FY 2022-23 (3 <sup>rd</sup> Quarter)	139.37	Disallowed
FY 2022-23 (4 <sup>th</sup> Quarter)	38.61	Disallowed
FY 2023-24 (1 <sup>st</sup> Quarter)	127.67	Requested
<b>Total</b>	<b>870.83</b>	

11. CPPA-G submitted that it is engaged in Local & International legal proceedings in its capacity as agent of DISCOs, the litigation charges incurred by CPPA-G on behalf of DISCOs are passed on to DISCOs in accordance with the Article III of Power Procurement Agency Agreement (PPAA) between CPPA-G and DISCOs dated June 03, 2015.
12. Here it is pertinent to mention that the Authority in the determinations of CPPA-G Market Operation fee observed that CPPA-G reflects the costs incurred on account of legal / litigation charges in the capacity costs billed to DISCOs. The Authority had directed CPPA-G to include such costs in its market operation fees and get it approved from the Authority.
13. The Authority, in consistency with its earlier decision in the matter, has decided not to allow the amount of legal charges requested for the 1<sup>st</sup> Quarter amounting to Rs.127.67 million and also the previously disallowed amounts of Rs.743.16 million, while working out the instant quarterly adjustment.
14. In light of above discussion, information submitted by CPPA-G and adjustment requests filed by XWDISCOs, the Authority has decided to restrict the amount of quarterly adjustment for the 1<sup>st</sup> Quarter of FY 2023-24, as requested by XWDISCOs on account of variation in Capacity charges, Variable O&M, Use of System Charges and Market Operator Fee. However, regarding FCA impact on T&D losses, the same has been worked out as per the Authority's approved monthly FCAs decisions for the relevant months, as at the time of filing of quarterly adjustment request by DISCOs, approved FCA for the month of Sep. 2023 was not available. Similarly, for working out the impact of recovery of fixed cost on incremental sales, the data of incremental units as provided by CPPA-G has been considered, as few of the DISCOs did not provide the required information in their adjustment requests.
15. Based on the discussion made in the above paragraphs and after considering the aforementioned adjustments, the Authority has determined a positive adjustment of Rs.22,297 million on account of variation in Capacity charges, Variable O&M, additional recovery on Incremental sales, Use




Arshad Q

of System Charges, Market Operator Fee and FCA impact on T&D losses for the 1<sup>st</sup> quarter of FY 2023-24.

16. Here it is pertinent to mention that as per earlier practice, and the fact that the adjustment is being made in the already notified Uniform tariff, the Authority beside determination of DISCO wise rate of quarterly adjustment, also determines a uniform rate for the quarterly adjustments to be charged from the consumers, as mentioned below;

Description	UNIT	FESCO	GEPCO	HESCO	SEPCO	IFESCO	LESCO	MEPCO	PESCO	TESCO	QESCO	Total
FCA Impact of T&D Losses	Rs. Mln	621	471	367	292	373	1,093	1,085	1,229	39	311	5,880
V. O&M	Rs. Mln	623	400	168	130	306	1,021	678	448	37	147	3,957
Capacity Charges	Rs. Mln	4,391	(644)	9	(499)	3,743	10,450	(2,677)	(93)	1,072	(3,313)	12,438
UOSC/MoF	Rs. Mln	1,585	905	665	301	1,179	2,642	1,425	1,002	303	198	10,205
Recovery of PPP on Incremental Units	Rs. Mln	(2,651)	(934)	(402)	(87)	(246)	(4,937)	(1,240)	(523)	(137)	(70)	(11,227)
<b>Total Under / (Over) Recovery</b>	<b>Rs. Mln</b>	<b>4,570</b>	<b>198</b>	<b>807</b>	<b>137</b>	<b>5,354</b>	<b>10,269</b>	<b>(730)</b>	<b>2,062</b>	<b>1,314</b>	<b>(2,727)</b>	<b>21,254</b>
<b>Less- Legal Charges</b>	<b>Rs. Mln</b>	<b>17.64</b>	<b>13.80</b>	<b>7.36</b>	<b>4.58</b>	<b>12.11</b>	<b>26.80</b>	<b>23.18</b>	<b>14.07</b>	<b>2.25</b>	<b>5.89</b>	<b>127.67</b>
<b>Add: Net Metering &amp; SPP previous cost Reversal</b>	<b>Rs. Mln</b>	<b>163.57</b>	<b>120.27</b>	<b>53.31</b>	<b>44.06</b>	<b>119.26</b>	<b>241.52</b>	<b>215.10</b>	<b>148.69</b>	<b>11.85</b>	<b>53.45</b>	<b>1,171</b>
<b>Total Under / (Over) Recovery net of Legal charges</b>	<b>Rs. Mln</b>	<b>4,716</b>	<b>304</b>	<b>853</b>	<b>176</b>	<b>5,461</b>	<b>10,484</b>	<b>(538)</b>	<b>2,197</b>	<b>1,324</b>	<b>(2,679)</b>	<b>22,297</b>
<b>Projected Sales for 3 months (excluding Life Line sales)</b>	<b>GWh</b>	<b>2,244</b>	<b>4,130</b>	<b>1,995</b>	<b>2,504</b>	<b>2,852</b>	<b>2,628</b>	<b>757</b>	<b>1,228</b>	<b>499</b>	<b>548</b>	<b>19,385</b>
<b>Per Unit Impact</b>	<b>Rs./kWh</b>	<b>2.1012</b>	<b>0.0736</b>	<b>0.4276</b>	<b>0.0704</b>	<b>1.9148</b>	<b>3.9895</b>	<b>(0.7107)</b>	<b>1.7887</b>	<b>2.6548</b>	<b>(4.8878)</b>	<b>1.1502</b>

17. In view thereof, the Authority hereby allows the positive quarterly adjustments of Rs.22,297 million pertaining to the 1<sup>st</sup> quarter of the FY 2023-24, to be recovered from the consumers of XWDISCOs in a period of 03 months i.e. January 2024 to March 2024, as per the category wise rates mentioned in the SoT attached herewith as **Annex-A**.
18. Here it is pertinent to mention that Federal Government issued Policy Guidelines to NEPRA, vide letter dated 22.08.2023, ratified by the Federal Cabinet, for uniform application of quarterly adjustments on XWDISCOs and K-Electric consumers. The policy guidelines state that NEPRA shall determine the same tariff rationalization for K-Electric consumers as determined for XWDISCOs consumers, with same application period. The Policy Guidelines are reproduced hereunder:
- In order to maintain uniform tariff across country, NEPRA shall determine application of quarterly tariff determinations (QTAs) of XWDISCOs on KE consumers by way of tariff rationalization. NEPRA shall determine the same tariff rationalization for K-Electric consumers as determined for XWDISCOs consumers, with same application period, keeping in view financial sustainability of the sector and uniform tariff policy of the Federal Government.*
  - Subsidy or surcharge against the determined tariff for K-Electric consumers shall be assessed on an annual basis instead of monthly or quarterly basis.*
  - Federal Government's motion with respect to recommendation of consumer end tariff for K-Electric Limited dated March 17, 2023 pursuant to the 1<sup>st</sup> Quarterly adjustment of FY 2022-23 determination for XWDISCOs, shall be considered accordingly.*
19. It is also important to mention here that in light of aforementioned policy guidelines, the Authority earlier allowed application of the 4th quarterly adjustment of FY 2022-23, determined for XWDISCOs, on the consumers of K-Electric, with the same applicability period, as of XWDISCOs.



Muhammad 9



20. In view of the foregoing discussion, relevant provisions of NEPRA Act, NE Policy and the Policy Guidelines issued by the Federal Government, the Authority has decided to allow the application of instant quarterly adjustments on the consumers of K-Electric as well, with the same applicability period. Accordingly, the instant quarterly adjustment of Rs.1.1502/kWh shall also be charged from the consumers of K-Electric, to be recovered in a period of 03 months i.e. January to March 2024, as per the category wise rates mentioned in the SoT attached herewith as **Annex-B**.
21. While effecting the Quarterly Adjustments, the concerned DISCOs shall keep in view and strictly comply with the orders of the courts notwithstanding this order.
22. The instant decision along-with attached Annexures, is intimated to the Federal Government, prior to its notification in the official Gazette as per Section 31 (7) of the NEPRA Act.

**AUTHORITY**

Mathar Niaz Rana (nsc)  
Member

Rafique Ahmed Shaikh  
Member

Engr. Maqsood Anwar Khan  
Member


Ms. Amina Ahmed  
Member

Waseem Mukhtar  
Chairman



## DISCO wise and National Average Uniform 1st Quarterly Adjustment of FY 2023-24

Description	IESCO	FESCO	LESCO	MEPCO	GEPCO	PESCO	HESCO	SEPCO	QESCO	TESCO	Uniform National Average Determined 1st Quarterly Adjustment for the FY 2023-24
	Variable Charges Rs./kWh	Variable Charges Rs./kWh	Variable Charges Rs./kWh	Variable Charges Rs./kWh	Variable Charges Rs./kWh	Variable Charges Rs./kWh	Variable Charges Rs./kWh	Variable Charges Rs./kWh	Variable Charges Rs./kWh	Variable Charges Rs./kWh	Variable Charges Rs./kWh
<b>Residential</b>											
For peak load requirement less than 5 kW											
Up to 50 Units - Life Line											
51-100 units - Life Line											
01-100 Units	2.1012	0.0704	0.0736	1.9148	0.4276	3.9895	(0.7107)	2.6548	1.7887	(4.8878)	1.1502
101-200 Units	2.1012	0.0704	0.0736	1.9148	0.4276	3.9895	(0.7107)	2.6548	1.7887	(4.8878)	1.1502
01-100 Units	2.1012	0.0704	0.0736	1.9148	0.4276	3.9895	(0.7107)	2.6548	1.7887	(4.8878)	1.1502
101-200 Units	2.1012	0.0704	0.0736	1.9148	0.4276	3.9895	(0.7107)	2.6548	1.7887	(4.8878)	1.1502
201-300 Units	2.1012	0.0704	0.0736	1.9148	0.4276	3.9895	(0.7107)	2.6548	1.7887	(4.8878)	1.1502
301-400 Units	2.1012	0.0704	0.0736	1.9148	0.4276	3.9895	(0.7107)	2.6548	1.7887	(4.8878)	1.1502
401-500 Units	2.1012	0.0704	0.0736	1.9148	0.4276	3.9895	(0.7107)	2.6548	1.7887	(4.8878)	1.1502
501-600 Units	2.1012	0.0704	0.0736	1.9148	0.4276	3.9895	(0.7107)	2.6548	1.7887	(4.8878)	1.1502
601-700 Units	2.1012	0.0704	0.0736	1.9148	0.4276	3.9895	(0.7107)	2.6548	1.7887	(4.8878)	1.1502
Above 700 Units	2.1012	0.0704	0.0736	1.9148	0.4276	3.9895	(0.7107)	2.6548	1.7887	(4.8878)	1.1502
For peak load requirement exceeding 5 kW											
Time of Use (TOU) - Peak	2.1012	0.0704	0.0736	1.9148	0.4276	3.9895	(0.7107)	2.6548	1.7887	(4.8878)	1.1502
Time of Use (TOU) - Off-Peak	2.1012	0.0704	0.0736	1.9148	0.4276	3.9895	(0.7107)	2.6548	1.7887	(4.8878)	1.1502
Temporary Supply	2.1012	0.0704	0.0736	1.9148	0.4276	3.9895	(0.7107)	2.6548	1.7887	(4.8878)	1.1502
<b>Total Residential</b>											
<b>Commercial - A2</b>											
For peak load requirement less than 5 kW	2.1012	0.0704	0.0736	1.9148	0.4276	3.9895	(0.7107)	2.6548	1.7887	(4.8878)	1.1502
For peak load requirement exceeding 5 kW											
Regular	2.1012	0.0704	0.0736	1.9148	0.4276	3.9895	(0.7107)	2.6548	1.7887	(4.8878)	1.1502
Time of Use (TOU) - Peak	2.1012	0.0704	0.0736	1.9148	0.4276	3.9895	(0.7107)	2.6548	1.7887	(4.8878)	1.1502
Time of Use (TOU) - Off-Peak	2.1012	0.0704	0.0736	1.9148	0.4276	3.9895	(0.7107)	2.6548	1.7887	(4.8878)	1.1502
Temporary Supply	2.1012	0.0704	0.0736	1.9148	0.4276	3.9895	(0.7107)	2.6548	1.7887	(4.8878)	1.1502
Electric Vehicle Charging Station	2.1012	0.0704	0.0736	1.9148	0.4276	3.9895	(0.7107)	2.6548	1.7887	(4.8878)	1.1502
<b>Total Commercial</b>											
<b>General Services-A3</b>											
Industrial	2.1012	0.0704	0.0736	1.9148	0.4276	3.9895	(0.7107)	2.6548	1.7887	(4.8878)	1.1502
B1	2.1012	0.0704	0.0736	1.9148	0.4276	3.9895	(0.7107)	2.6548	1.7887	(4.8878)	1.1502
B1 Peak	2.1012	0.0704	0.0736	1.9148	0.4276	3.9895	(0.7107)	2.6548	1.7887	(4.8878)	1.1502
B1 Off Peak	2.1012	0.0704	0.0736	1.9148	0.4276	3.9895	(0.7107)	2.6548	1.7887	(4.8878)	1.1502
B2	2.1012	0.0704	0.0736	1.9148	0.4276	3.9895	(0.7107)	2.6548	1.7887	(4.8878)	1.1502
B2 - TOU (Peak)	2.1012	0.0704	0.0736	1.9148	0.4276	3.9895	(0.7107)	2.6548	1.7887	(4.8878)	1.1502
B2 - TOU (Off-peak)	2.1012	0.0704	0.0736	1.9148	0.4276	3.9895	(0.7107)	2.6548	1.7887	(4.8878)	1.1502
B3 - TOU (Peak)	2.1012	0.0704	0.0736	1.9148	0.4276	3.9895	(0.7107)	2.6548	1.7887	(4.8878)	1.1502
B3 - TOU (Off-peak)	2.1012	0.0704	0.0736	1.9148	0.4276	3.9895	(0.7107)	2.6548	1.7887	(4.8878)	1.1502
B4 - TOU (Peak)	2.1012	0.0704	0.0736	1.9148	0.4276	3.9895	(0.7107)	2.6548	1.7887	(4.8878)	1.1502
B4 - TOU (Off-peak)	2.1012	0.0704	0.0736	1.9148	0.4276	3.9895	(0.7107)	2.6548	1.7887	(4.8878)	1.1502
Temporary Supply	2.1012	0.0704	0.0736	1.9148	0.4276	3.9895	(0.7107)	2.6548	1.7887	(4.8878)	1.1502
<b>Total Industrial</b>											
<b>Single Point Supply</b>											
C1(a) Supply at 400 Volts-less than 5 kW	2.1012	0.0704	0.0736	1.9148	0.4276	3.9895	(0.7107)	2.6548	1.7887	(4.8878)	1.1502
C1(b) Supply at 400 Volts-exceeding 5 kW	2.1012	0.0704	0.0736	1.9148	0.4276	3.9895	(0.7107)	2.6548	1.7887	(4.8878)	1.1502
Time of Use (TOU) - Peak	2.1012	0.0704	0.0736	1.9148	0.4276	3.9895	(0.7107)	2.6548	1.7887	(4.8878)	1.1502
Time of Use (TOU) - Off-Peak	2.1012	0.0704	0.0736	1.9148	0.4276	3.9895	(0.7107)	2.6548	1.7887	(4.8878)	1.1502
C2 Supply at 11 kV	2.1012	0.0704	0.0736	1.9148	0.4276	3.9895	(0.7107)	2.6548	1.7887	(4.8878)	1.1502
Time of Use (TOU) - Peak	2.1012	0.0704	0.0736	1.9148	0.4276	3.9895	(0.7107)	2.6548	1.7887	(4.8878)	1.1502
Time of Use (TOU) - Off-Peak	2.1012	0.0704	0.0736	1.9148	0.4276	3.9895	(0.7107)	2.6548	1.7887	(4.8878)	1.1502
C3 Supply above 11 kV	2.1012	0.0704	0.0736	1.9148	0.4276	3.9895	(0.7107)	2.6548	1.7887	(4.8878)	1.1502
Time of Use (TOU) - Peak	2.1012	0.0704	0.0736	1.9148	0.4276	3.9895	(0.7107)	2.6548	1.7887	(4.8878)	1.1502
Time of Use (TOU) - Off-Peak	2.1012	0.0704	0.0736	1.9148	0.4276	3.9895	(0.7107)	2.6548	1.7887	(4.8878)	1.1502
<b>Total Single Point Supply</b>											
<b>Agricultural Tube-wells - Tariff D</b>											
Scarp	2.1012	0.0704	0.0736	1.9148	0.4276	3.9895	(0.7107)	2.6548	1.7887	(4.8878)	1.1502
Time of Use (TOU) - Peak	2.1012	0.0704	0.0736	1.9148	0.4276	3.9895	(0.7107)	2.6548	1.7887	(4.8878)	1.1502
Time of Use (TOU) - Off-Peak	2.1012	0.0704	0.0736	1.9148	0.4276	3.9895	(0.7107)	2.6548	1.7887	(4.8878)	1.1502
Agricultural Tube-wells	2.1012	0.0704	0.0736	1.9148	0.4276	3.9895	(0.7107)	2.6548	1.7887	(4.8878)	1.1502
Time of Use (TOU) - Peak	2.1012	0.0704	0.0736	1.9148	0.4276	3.9895	(0.7107)	2.6548	1.7887	(4.8878)	1.1502
Time of Use (TOU) - Off-Peak	2.1012	0.0704	0.0736	1.9148	0.4276	3.9895	(0.7107)	2.6548	1.7887	(4.8878)	1.1502
<b>Total Agricultural</b>											
Public Lighting - Tariff G	2.1012	0.0704	0.0736	1.9148	0.4276	3.9895	(0.7107)	2.6548	1.7887	(4.8878)	1.1502
Residential Colonies	2.1012	0.0704	0.0736	1.9148	0.4276	3.9895	(0.7107)	2.6548	1.7887	(4.8878)	1.1502
Railway Traction	2.1012	0.0704	0.0736	1.9148	0.4276	3.9895	(0.7107)	2.6548	1.7887	(4.8878)	1.1502
Tariff K - A/K	2.1012	0.0704	0.0736	1.9148	0.4276	3.9895	(0.7107)	2.6548	1.7887	(4.8878)	1.1502
Time of Use (TOU) - Peak	2.1012	0.0704	0.0736	1.9148	0.4276	3.9895	(0.7107)	2.6548	1.7887	(4.8878)	1.1502
Time of Use (TOU) - Off-Peak	2.1012	0.0704	0.0736	1.9148	0.4276	3.9895	(0.7107)	2.6548	1.7887	(4.8878)	1.1502
Tariff K - Rawat Lab	2.1012	0.0704	0.0736	1.9148	0.4276	3.9895	(0.7107)	2.6548	1.7887	(4.8878)	1.1502



## Annex- B

**Protected**

## A 2 GENERAL SUPPLY TARIFF COMMERCIAL


Sr. No.	TARIFF CATEGORY / PARTICULARS	TOTAL VARIABLE CHARGES	
		Rs/kWh	
a)	For Sanctioned load less than 5 kW	1.1502	
b)	For Sanctioned load 5 kW & above	1.1502	
c)	Time Of Use	Peak	Off-Peak
		1.1502	1.1502
d)	Electric Vehicle Charging Station	3.2814	

### A-3 GENERAL SERVICES

Sr. No.	TARIFF CATEGORY / PARTICULARS	TOTAL VARIABLE CHARGES Rs/kWh
a)	General Services	1.1502

## B INDUSTRIAL SUPPLY TARIFFS

Sr. No.	TARIFF CATEGORY / PARTICULARS	TOTAL VARIABLE CHARGES Rs/kWh	
B1	Upto 25 kW (at 400/230 Volts)	1.1502	
B2(a)	25-500 kW (at 400 Volts)	1.1502	
B3(a)	For all loads upto 5000 KW (at 11,33 kV)	1.1502	
B4(a)	For all loads upto 5000 KW (at 66,132 kV)	1.1502	
	Time Of Use	Peak	Off-Peak
B1(b)	Upto 25 kW (at 400/230 Volts)	1.1502	1.1502
B2(b)	25-500 kW (at 400 Volts)	1.1502	1.1502
B3(b)	For All Loads up to 5000 kW (at 11,33 kV)	1.1502	1.1502
B4(b)	For All Loads (at 66,132 kV & above)	1.1502	1.1502
B5	For All Loads (at 220 kV & above)	1.1502	1.1502





**C - SINGLE-POINT SUPPLY**

Sr. No.	TARIFF CATEGORY / PARTICULARS	TOTAL VARIABLE CHARGES Rs/kWh	
C -1	For supply at 400/230 Volts		
a)	Sanctioned load less than 5 kW	1.1502	
b)	Sanctioned load 5 kW & up to 500 kW	1.1502	
C -2(a)	For supply at 11,33 kV up to and including 5000 kW	1.1502	
C -3(a)	For supply at 132 and above, up to and including 5000 kW	1.1502	
	Time Of Use	Peak	Off-Peak
C -1(c)	For supply at 400/230 Volts 5 kW & up to 500 kW	1.1502	1.1502
C -2(b)	For supply at 11,33 kV up to and including 5000 kW	1.1502	1.1502
C -3(b)	For supply at 132 kV up to and including 5000 kW	1.1502	1.1502

**D - AGRICULTURE TARIFF**

Sr. No.	TARIFF CATEGORY / PARTICULARS	TOTAL VARIABLE CHARGES Rs/kWh	
D-1	For all Loads	1.1502	
	Time of Use	Peak	Off-Peak
D-2	For all Loads	1.1502	1.1502

**E - TEMPORARY SUPPLY TARIFFS**


Sr. No.	TARIFF CATEGORY / PARTICULARS	TOTAL VARIABLE CHARGES Rs/kWh	
E-1(i)	Residential Supply	1.1502	
E-1(ii)	Commercial Supply	1.1502	
E-2 (i)	Industrial Supply	1.1502	
E-2 (ii)	Bulk Supply		
	(a) at 400 Volts	1.1502	
	(b) at 11 kV	1.1502	

**G- PUBLIC LIGHTING**

Sr. No.	TARIFF CATEGORY / PARTICULARS	TOTAL VARIABLE CHARGES Rs/kWh	
	Street Lighting	1.1502	

**H - RESIDENTIAL COLONIES ATTACHED TO INDUSTRIAL PREMISES**

Sr. No.	TARIFF CATEGORY / PARTICULARS	TOTAL VARIABLE CHARGES Rs/kWh	
	Residential Colonies attached to industrial premises	1.1502	




Matti Q

## Plant wise Capacity Charges and Plant Factors

Annex-C

Power Producer	Jul-23		Aug-23		Sep-23	
	CPP (Rs.)	Plant Factor	CPP (Rs.)	Plant Factor	CPP (Rs.)	Plant Factor
ACT Wind (Pvt) Limited	304,649,866	41%	592,272,706	0%	224,188,414	28%
ACT2 DIN Wind (Pvt) Ltd.	227,481,176	43%	399,761,289	64%	193,432,962	35%
AJ Power (Private) Ltd.	55,504,540	18%	48,189,439	19%	47,693,744	19%
Almoiz Industries Limited	13,248,949	10%	2,491	0%	251,120	0%
Appolo Solar Development Pakistan Limited	649,879,417	18%	720,776,200	20%	684,296,352	20%
Artistic Energy (Pvt.) Limited	464,568,702	53%	633,943,467	80%	456,764,739	43%
Artistic Wind Power (Pvt) Ltd.	328,829,026	41%	413,883,820	62%	153,611,894	33%
Atlas Power Limited	520,436,215	10%	206,971,544	38%	196,530,874	16%
Atlas Solar Limited	113,486,753	24%	719,949,563	26%	1,021,984,194	25%
Attock Gen Limited	279,026,466	13%	303,976,393	39%	184,164,499	23%
Azad Jammu & Kashmir Power Development Organization	4,275,259	80%		78%		60%
Best Green Energy Pakistan Limited	494,968,832	17%	755,688,751	20%	708,079,472	19%
Central Power Generation Company Limited-(Genco-2)	2,764,382,069	19%	(152,013,025)	26%	397,120,401	17%
China Power Hub Generation company (Pvt.) Ltd	11,978,226,579	17%	10,508,056,561	8%	12,011,990,406	9%
Chiniot Power Limited		39%	168,210,991	5%	(285)	0%
Crest Energy Pakistan Limited	566,660,413	19%	779,756,610	21%	728,922,423	20%
DIN Energy Ltd.	486,211,953	41%	418,480,432	62%	239,074,314	34%
DISCOs' Net-Metering arrangement	(1,045,307,692)					
Engro Powergen Qadirpur Limited	431,160,324	48%	372,456,352	43%	227,342,663	42%
Engro Powergen Thar (Pvt) Limited	5,174,825,513	77%	5,250,985,684	95%	5,215,992,270	90%
Fauji Kabirwala Power Company Ltd.	169,448,651	30%	143,198,651	0%	-	11%
FFC Energy Limited	146,747,309	32%	368,032,254	58%	164,664,358	22%
Foundation Power Company Daharki Ltd.	481,551,015	70%	394,183,900	80%	(651,067,197)	79%
Foundation Wind Energy-I Limited	831,516,580	38%	969,704,248	62%	676,339,542	31%
Foundation Wind Energy-II (Pvt.) Limited	818,150,120	41%	1,098,952,656	68%	662,786,278	32%
Gul Ahmed Electric Limited	338,169,167	43%	518,140,992	64%	340,625,979	37%
Gul Ahmed Wind Power Ltd	543,541,946	33%	804,609,253	47%	501,472,996	25%
Habibullah Coastal Power Co. (Pvt.) Ltd.	(62,292,250)					
Halmore Power Generation Company Limited	433,327,849	45%	371,427,543	68%	296,498,221	17%
Harappa Solar (Pvt) Limited	78,809,384	21%	89,364,781	24%	66,907,400	22%
Hawa Energy (Private) Limited	607,437,042	40%	906,588,856	54%	467,150,340	31%
Huaneng Shandong Ruyi Energy (Pvt) Ltd	10,284,899,474	16%	12,269,118,997	28%	11,032,245,064	17%
Hydrochina Dawood Power (Private) Limited	659,043,801	34%	1,033,236,395	51%	557,783,862	30%
Indus Wind Energy Ltd.	510,959,251	44%	413,516,923	65%	180,904,846	36%
Jamshoro Power Company Limited-(Genco-1)	284,152,500	0%	284,152,500	0%	284,152,500	0%
JDW Sugar Mills Ltd.		56%	246,234,203	98%	175,390,213	98%
Jhimpir Power (Private) Limited	591,608,018	42%	974,891,526	55%	482,396,868	32%
Karachi Nuclear Power Plant-Unit-2	9,764,721,450	96%	5,852,630,430	83%	8,627,638,849	99%
Karachi Nuclear Power Plant-Unit-3	(3,614,742,748)	98%	8,218,799,008	94%	7,168,532,324	94%
Karot Power Company (Pvt.) Limited	2,018,003,120	99%	16,116,370,452	66%	3,755,528,581	30%
Kohinoor Energy Ltd.	200,302,152	30%	200,302,152	22%	200,302,152	49%
Lakeside Energy Limited	645,475,958	44%	332,326,438	63%	261,384,510	35%
Lalpir Power (Private) Limited	712,464,849	24%	712,442,289	35%	718,653,323	0%
Laraib Energy Limited	305,868,536	9%	407,145,067	27%	251,018,780	65%
Legal Fee	79,212,248		40,779,591		7,681,453	
Liberty Daharki Power Limited	346,542,635	61%	408,653,382	72%	405,447,008	51%
Liberty Power Tech Limited	354,292,645	30%	371,590,765	42%	386,328,553	17%
Liberty Wind Power-I Ltd.	126,888,993	42%	670,177,586	64%	88,590,324	33%
Liberty Wind Power-II (Pvt.) Ltd.	129,791,046	43%	608,812,305	65%	83,059,473	33%
Liquidated Damages Receipts	-		(798,061)		(21,977)	
Lucky Electric Power Company Limited	6,282,839,750	69%	4,518,653,482	64%	2,877,463,538	57%
Lucky Renewables (Private) Limited	130,222,131	43%	183,219,869	60%	98,093,991	35%
Master Green Energy Limited	332,712,766	42%	367,266,787	59%	220,170,382	33%
Master Wind Energy Limited	620,606,060	35%	973,421,880	52%	414,555,016	24%
Metro Power Company Ltd	828,610,369	39%	756,931,161	64%	513,102,647	29%
Metro Wind Power Limited	442,918,228	48%	636,861,492	67%	421,204,430	42%
Mira Power Limited	643,705,391	79%	643,705,391	52%	643,705,391	20%
Narowal Energy Limited	1,238,555,330	4%	440,590,191	42%	256,287,660	20%
NASDA Green Energy Limited	128,383,685	44%	1,017,249,795	64%	110,315,283	36%
National Power Parks Management Company Private Limited	5,004,117,585	79%	5,313,829,452	74%	5,097,634,938	68%
Neelum Jhelum Hydropower Company (Pvt.) Ltd.		0%	3,600,547,958	55%	2,735,416,050	43%
Nishat Chunian Power Limited	312,330,224	26%	427,807,110	58%	292,309,553	16%
Nishat Power Limited	381,298,743	34%	297,916,270	86%	67,352,820	40%
Northern Power Generation Company Limited-(Genco-3)	1,150,169,839	18%	1,588,761,733	21%	1,113,034,071	13%
Orient Power Company (Private) Limited	393,270,133	61%	401,901,207	78%	252,183,768	62%
PAEC Chashma Nuclear Power Plant.	9,158,645,529	70%	10,603,179,198	77%	11,912,568,081	98%
Pak Gen Power Limited	711,602,862	13%	717,283,542	27%	728,183,817	1%
Pakhtunkhwa Energy Development Organization (Malakand-III)	(78,511,626)	7%	1,169,354,033	34%	126,401,419	47%
Port Qasim Electric Power Company (Pvt.) Limited	(7,179,493,844)	9%	9,897,502,365	10%	10,147,247,995	18%



Nali 9

9/10

Punjab Thermal Power Private Limited	2,428,432,641	64%	1,005,477,918	81%	1,078,044,682	49%
Quaid E Azam Solar Power Pvt Ltd	368,210,443	17%	478,329,054	20%	448,456,290	19%
Quaid-e-Azam Thermal Power (Pvt) Limited	2,291,328,883	50%	2,633,125,822	4%	2,374,308,748	21%
Rousch Pak Power Ltd.	631,227,733	0%	522,938,354	0%	-	0%
RYK Mills Limited	12,129,645	7%		0%		0%
Saba Power Company (Pvt.) Ltd.	267,632,248	4%	267,632,244	24%	267,632,250	11%
Sachal Energy Development (Private) Limited	969,150,749	37%	988,352,997	60%	586,309,312	26%
Saif Power Limited	334,954,372	46%	326,409,140	61%	448,373,773	17%
Sapphire Electric Company Limited	365,546,041	57%	340,681,706	70%	265,038,562	57%
Sapphire Wind Power Company Limited	579,186,612	30%	1,059,389,355	47%	433,652,915	21%
SPPs	(189,904,666)					
Star Hydro Power Limited	1,790,914,697	71%	498,760,974	72%	(859,145,774)	38%
Tavanir Iran		37%	82,492,521	34%		0%
Tenaga Generasi Limited	641,345,223	37%	963,452,027	53%	625,469,623	30%
ThalNova Power Thar (Pvt.) Ltd	8,120,837,816	82%	1,926,168,971	82%	5,428,199,002	74%
Thar Coal Block-1 Power Generation Company (Pvt) Limited	2,755,761,161	79%	38,208,098,082	87%	2,900,659,657	82%
Thar Energy Limited	6,443,535,731	85%	6,051,359,387	88%	1,391,598,003	78%
The Hub Power Company Limited	2,436,826,467	0%	2,511,997,340	0%	2,436,826,467	0%
Three Gorges First Wind Farm Pakistan (Private) Limited	626,729,720	37%	1,267,404,504	62%	611,516,617	25%
Three Gorges Second Wind Farm Pakistan Limited	500,369,387	34%	885,391,837	49%	386,075,964	25%
Three Gorges Third Wind Farm Pakistan (Private) Limited	505,500,175	35%	880,155,843	49%	395,292,202	26%
Tricon Boston Consulting Corporation (Private) Limited	1,997,621,311	45%	3,105,199,774	58%	1,502,635,575	33%
Uch Power Ltd.	631,725,062	88%	714,350,350	90%	686,497,150	86%
Uch-II Power (Pvt.) Limited	1,818,206,691	87%	2,657,412,039	89%	1,784,467,562	79%
UEP Wind Power (Pvt)Ltd	1,229,734,674	33%	1,913,356,027	50%	1,108,238,901	25%
WAPDA Hydel	11,073,783,000	77%	11,067,663,211	81%	11,166,839,838	73%
Yunus Energy Limited	543,344,812	33%	770,429,737	48%	361,411,588	24%
Zephyr Power (Pvt.) Limited	696,279,491	52%	783,132,600	58%	908,073,093	40%
Zorlu Enegy Pakistan Limited	480,149,866	0%	(97,911,026)	36%	342,030,704	60%
<b>Grand Total</b>	<b>122,450,948,241</b>		<b>202,333,168,056</b>		<b>134,989,568,621</b>	

Source: Information provided by CPPA-G

