



**National Electric Power Regulatory Authority**  
**Islamic Republic of Pakistan**

**Registrar**

NEPRA Tower, Attaturk Avenue (East), G-5/1, Islamabad  
Ph: +92-51-9206500, Fax: +92-51-2600026  
Web: www.nepa.org.pk, E-mail: registrar@nepa.org.pk

No. NEPRA/ADG(Tariff)/TRF-100/ 33892-94

September 22, 2023

**Subject: Decision of the Authority in the matter of Requests filed by XWDISCOs for Periodic Adjustment in Tariff for the 4<sup>th</sup> Quarter of FY 2022-23**

Dear Sir,

Enclosed please find herewith the subject Decision of the Authority along with Annex-A & B (total 11 Pages) in the matter of Requests filed by XWDISCOs for Periodic Adjustment in Tariff for the 4<sup>th</sup> Quarter of FY 2022-23.

The decision is being sent to the Federal Government for intimation and action, if any, by the Federal Government under Proviso (ii) of Section 31(7) of NEPRA Act, before its notification by NEPRA pursuant to the said Proviso of Section 31(7) of NEPRA Act, 1997.

Enclosure: As above

**(Engr. Mazhar Iqbal Ranjha)**

Secretary,  
Ministry of Energy (Power Division)  
'A' Block, Pak Secretariat  
Islamabad

CC:

1. Secretary. Cabinet Division, Cabinet Secretariat, Islamabad.
2. Secretary, Ministry of Finance, 'Q' Block, Pak Secretariat, Islamabad



**DECISION OF THE AUTHORITY IN THE MATTER OF REQUESTS FILED BY XWDISCOs FOR PERIODIC ADJUSTMENT IN TARIFF FOR THE 4<sup>th</sup> QUARTER of FY 2022-23**


1. Tariff petitions were filed by 07 XWDISCOs for determination of tariff under Multi Year Tariff (MYT) Regime for period from FY 2020-21 to FY 2024-25. Similarly, 03 XWDISCOs i.e. IESCO, FESCO & LESCO, already awarded MYTs, also filed their adjustment/indexation request, as per the mechanism prescribed in their MYTs for the FY 21 & FY 22. The Authority decided the MYT petitions and the adjustment / indexation requests of XWDISCOs, along-with upfront indexation for the FY 2022-23. The same were intimated to Federal Government for notification.
2. The Federal Government, against the aforementioned determinations/decisions, filed a motion dated July 05, 2022, under Section 7 and 31 of the NEPRA Act 1997 read with Rule 17 of the NEPRA (Tariff Standards and Procedure) Rules, 1998 for recommendation of uniform consumer end tariff at national level, which was decided by the Authority on July 22, 2022. The uniform tariff so determined by the Authority was notified by the Federal Government w.e.f. July 25, 2022.
3. XWDISCOs, in line with NEPRA Act and the prescribed quarterly adjustment mechanism, as per their tariff determination, filed their adjustment requests on account of variation in PPP, including impact of T&D losses etc., for the 4<sup>th</sup> quarter of the FY 2022-23 i.e. from April to June 2023, including addendums, as summarized below;

Rs. Mn

	FESCO	GEPCO	HESCO	IESCO	LESCO	MEPCO	PESCO	QESCO	SEPCO	TESCO	TOTAL
Capacity Charges	21,170	13,891	7,554	8,024	28,906	22,634	6,794	6,042	5,816	3,469	124,300
Variable O&M	1,096	797	351	439	1,798	1,401	935	388	250	87	7,542
UoSC & MoF	2,320	1,573	950	870	3,236	2,622	970	715	654	448	14,358
Impact of T&D Losses on monthly FCA	751	509	604	741	1,060	1,298	1,411	437	383	59	7,253
Impact of incremental units	-1,847	-631	-132	-141	-3,123	-716	-323		-41	-47	-7,001
	23,491	16,139	9,328	9,938	31,877	27,240	9,787	7,582	7,062	4,016	146,455

\* DISCOs revised their claim

4. Although, the proposed quarterly adjustments are formula based and as per the already prescribed mechanism but the impact of any such adjustments has to be made part of the consumer end tariff, hence, the Authority, in order to provide an opportunity of hearing to all the concerned and meet the ends of natural justice, decided to conduct a hearing on the issue.
5. Hearing in matter was scheduled on August 24, 2023, for which advertisement was published in newspapers on August 05, 2023 and separate notices were also sent to the stakeholders for inviting comments from the interested/ affected parties. Salient features of the proposed adjustments along-with adjustment requests/addendums of all DISCOs were uploaded on NEPRA's website for information of all concerned.
6. Hearing was held as per the Schedule on August 24, 2023, which was attended by the Ministry of Energy, Power Division (MoE, PD), XWDISCOs, CPPA-G, and other stakeholders including General public and media.
7. Representative of MoE during hearing submitted that the proposed quarterly adjustment may be recovered from consumers in a period of 06 months i.e. Oct. 2023 to March 2024, in order to minimize impact on consumers. The impact as per the MoE, would be around Rs.3.55/kWh instead of Rs.6.20/kWh, if passed on to consumers in a period of 06 months instead of 03 months.




1/11

*J. Hall*



8. The Authority directed, the Ministry to provide its submissions in writing, with regard to revision in applicability period of the proposed quarterly adjustments.
9. Representative of MoE further submitted that it has filed Policy Guidelines to NEPRA, issued by the Federal Government vide letter dated 22.08.2023, pursuant to the decision of the Authority dated 22.05.2023, for uniform application of quarterly adjustments on XWDISCOs and K-Electric consumers. The policy guidelines state that in the onward quarterly tariff determinations of XWDISCOs, NEPRA shall also determine the same tariff rationalization to be recovered from K-Electric consumers with same applicability period, keeping in view financial sustainability of the sector and uniform tariff policy of the Federal Government. Subsequently, the MoE vide letter dated 24.08.2023, also submitted that same has been ratified by the Federal Cabinet vide Case No. 131125123 dated August 09, 2023. The Policy Guidelines are reproduced hereunder:
  - i. *In order to maintain uniform tariff across country, NEPRA shall determine application of quarterly tariff determinations (QTAs) of XWDISCOs on KE consumers by way of tariff rationalization. NEPRA shall determine the same tariff rationalization for K-Electric consumers as determined for XWDISCOs consumers, with same application period, keeping in view financial sustainability of the sector and uniform tariff policy of the Federal Government.*
  - ii. *Subsidy or surcharge against the determined tariff for K-Electric consumers shall be assessed on an annual basis instead of monthly or quarterly basis.*
  - iii. *Federal Government's motion with respect to recommendation of consumer end tariff for K-Electric Limited dated March 17, 2023 pursuant to the 1<sup>st</sup> Quarterly adjustment of FY 2022-23 determination for XWDISCOs, shall be considered accordingly.*
10. The Authority, keeping in view the request of the Federal Government and Policy Guidelines to apply same quarterly adjustments on the consumers of K-Electric, decided to hold a hearing in the matter to seek comments from K-Electric and its consumers. The hearing in the matter was held on 11.09.2023. During hearing, the consumers of K-Electric submitted that the National Electricity Policy, 2021, emphasizes that electric supply shall be at affordable rates, and the request of the MoE underscores the importance of making electricity accessible to all consumers at rates that align with their ability to pay.
11. Subsequent to hearing, the MoE vide email dated 12.09.2023 was asked to submit its written response, with regard to revision in applicability period of the proposed Quarterly adjustments. The MoE vide email dated 20.09.2023 submitted that;
  - ✓ The Authority has powers to revise the applicability timelines keeping in view the practicability under Section 31 of the Act and the same powers have been exercised in the past whenever the already approved timelines were lapsed and were no longer practical. If the Power Division goes for seeking fresh approval from the Cabinet for revised timelines, it would cause further delays in recovery. Therefore, it is requested that the Authority may streamline the recovery timelines in its determination.
  - ✓ It must be noted that if QTAs are not applied in KE the principle of uniformity is defeated and creates a liability for the Federal Government.



*[Handwritten signature]*

2/11


*[Handwritten signature]*



12. The Authority, in order to work out the instant quarterly adjustments of XWDISCOs, obtained details of actual Power Purchase cost billed by CPPA-G to DISCOs for the relevant period. CPPA-G provided the information for the 4<sup>th</sup> quarter of the FY 2022-23 i.e. April to June 2023, and also certified that:
- a. **2002 Power Policy Plants**
    - i. Invoices of all Capacity Purchase have been processed in accordance with rates, Terms & Conditions as determined by NEPRA. Payments related to periodical adjustments are also made as per decision of NEPRA.
    - ii. The above statement is true, based on facts and from verifiable documentary evidences. In case of any deviation/variation observed if not rectified at later stage, CPPA-G will be responsible for the consequences arising out of any misstatement under NEPRA Act and its Rules & Regulations.
  - b. **1994 Power Policy Plants**
    - i. Invoices of all Capacity Purchase have been made strictly in accordance with the rates, terms & conditions as stipulated in the respective Power Purchase Agreement.
    - ii. All payments to IPPs are being made after observing all formalities provided in the respective Power Purchase Agreement.
    - iii. The above statement is true, based on facts and from verifiable documentary evidences. In case of any deviation/variation observed if not rectified at later stage, CPPA-G will be responsible for the consequences arising out of any misstatement under NEPRA Act and its Rules & Regulations.
13. Accordingly for the purpose of determination of quarterly adjustment for the 4<sup>th</sup> quarter of FY 2022-23, the information submitted by CPPA-G along-with certification of CPPA-G has been relied upon. CPPA-G initially vide its letter dated provided information on August 04, 2023, however, subsequently submitted revised data through email on 12.09.2023. The plant wise detail of capacity charges and utilization factors for the quarter April to June 2023, as provided by CPPA-G is attached as **Annex-C** with the instant decision. In case of any variation, error, omission or misstatement found out at a later stage, CPPA-G shall be responsible and the same would adjusted in the subsequent quarterly adjustments.
14. The Authority observed that vide its decision dated December 01, 2020, while approving the Motion filed by the Ministry of Energy (Power Division) with respect to recommendations of Support Package for Additional Consumption and Abolishment of Time of Use Tariff Scheme for Industrial Consumers of XWDISCOs, whereby a rate of Rs.12.96/kWh was allowed for B1, B2, B3 and B4 consumers w.e.f. 1<sup>st</sup> November 2021 to 31<sup>st</sup> October 2023, it was decided that;

*"...in future in order to streamline its approach with the proposal, the Authority has decided to modify its calculations methodology for subsequent periodic adjustments.*

*No Quarterly adjustments would be passed on to B1, B2, B3 and B4 industrial consumers to the extent of incremental sales till continuation of the instant package, as the capacity charges would be actualized from the previous level of corresponding months sales"*




Math  
7



15. In view of the above, submissions of CPPA-G and earlier decisions of the Authority, the Authority has decided to work out the quarterly adjustment based on net units, i.e. units purchased for Industrial incremental sales have not been included while working out the quarterly adjustments. The units netted off on account of incremental sales have been provided by CPPA-G. Accordingly, the cost recovered on such incremental units, over and above the Fuel cost i.e. (Rs.12.96 less Reference Fuel Cost for each month) has been adjusted from the quarterly adjustments worked out based on net units. Resultantly, the Prior Year Adjustment (PYA) as well as sales mix for the period would be worked out based on net units i.e. excluding units purchased for Industrial incremental sales. Thus, no further adjustment would be allowed for such units purchased.
16. CPPA-G vide its letter dated August 04, 2023, requested to allow Rs.743.16 million ( Rs.38.61 million pertaining to instant Quarter) on account of Legal charges requested/disallowed by the Authority in previous quarters as detailed below;

Period	Disallowed Amount (in million)	Status
FY 2019-20 2 <sup>nd</sup> Quarter to FY 2020-21 4 <sup>th</sup> Quarter	455.11	Disallowed
FY 2021-22 1 <sup>st</sup> Quarter	52.32	Disallowed
FY 2021-22 (2 <sup>nd</sup> Quarter)	5.56	Disallowed
FY 2021-22 (3 <sup>rd</sup> Quarter)	33.10	Disallowed
FY 2021-22 (4 <sup>th</sup> Quarter)	(0.05)	Disallowed
FY 2022-23 (1 <sup>st</sup> Quarter)	4.21	Disallowed
FY 2022-23 (2 <sup>nd</sup> Quarter)	14.93	Disallowed
FY 2022-23 (3 <sup>rd</sup> Quarter)	139.37	Disallowed
FY 2022-23 (4 <sup>th</sup> Quarter)	38.61	Requested
<b>Total</b>	<b>743.16</b>	

17. CPPA-G submitted that it is engaged in Local & International legal proceedings in its capacity as agent of DISCOs, the litigation charges incurred by CPPA-G on behalf of DISCOs are passed on to DISCOs in accordance with the Article III of Power Procurement Agency Agreement (PPAA) between CPPA-G and DISCOs dated June 03, 2015.
18. Here it is pertinent to mention that the Authority in the determinations of CPPA-G Market Operation fee observed that CPPA-G reflects the costs incurred on account of legal / litigation charges in the capacity costs billed to DISCOs. In view thereof, CPPA-G was directed to include the said cost in its market operation fees and got it approved from the Authority.
19. The Authority, in consistency with its earlier decision in the matter, has decided not to allow the amount of legal charges requested for the 4<sup>th</sup> Quarter amounting to Rs.38.61 million and amount of Rs.704.55 million, requested for the previous quarters, while working out the instant quarterly adjustments.
20. In light of above discussion, information submitted by CPPA-G and adjustment requests filed by XWDISCOs, the Authority has decided to restrict the amount of quarterly adjustment for the 4<sup>th</sup> Quarter of FY 2022-23, as requested by XWDISCOs on account of variation in Capacity charges, Variable O&M, Use of System Charges and Market Operator Fee. However, regarding FCA






impact on T&D losses, since the Authority's decision in the matter of monthly FCA for June 2023 was not finalized till the submissions of quarterly adjustment requests by DISCOs, therefore, the same has been worked out based the approved monthly FCA decisions of the Authority for the relevant months. Similarly, for working out the impact of recovery of fixed cost on incremental sales, the data of incremental units as provided by CPPA-G has been considered, as few of the DISCOs did not provide the required information in their adjustment requests.

21. Based on the discussion made in the above paragraphs and after considering the aforementioned adjustments, the Authority has determined a positive adjustment of Rs.135,584 million on account of variation in Capacity charges, Variable O&M, additional recovery on Incremental sales, Use of System Charges, Market Operator Fee and FCA impact on T&D losses for the 4<sup>th</sup> quarter of FY 2022-23.
22. Here it is pertinent to mention that as per earlier practice, and the fact that the adjustment is being made in the already notified Uniform tariff, the Authority beside determination of DISCO wise rate of quarterly adjustment, also determines a uniform rate for the quarterly adjustments to be charged from the consumers, as mentioned below;

Description	UNIT	IESCO	LESCO	GEPCO	FESCO	MEPCO	PESCO	HESCO	QESCO	SEPCO	TESCO	Total
FCA Impact of T&D Losses	Rs. Min	430	1,016	525	724	1,301	1,420	500	435	377	58	6,786
V. O&M	Rs. Min	439	1,797	779	1,096	1,401	935	351	388	250	83	7,519
Capacity Charges	Rs. Min	7,028	26,637	12,870	19,734	20,728	5,650	7,105	5,641	5,372	3,288	114,053
UOSC/MoF	Rs. Min	870	3,234	1,573	2,320	2,622	970	950	715	654	447	14,355
Recovery of PPP on Incremental Units	Rs. Min	(155)	(3,113)	(631)	(1,847)	(716)	(323)	(175)	(40)	(41)	(50)	(7,091)
<b>Total Under / (Over) Recovery</b>	<b>Rs. Min</b>	<b>8,613</b>	<b>29,571</b>	<b>15,115</b>	<b>22,027</b>	<b>25,337</b>	<b>8,652</b>	<b>8,732</b>	<b>7,139</b>	<b>6,611</b>	<b>3,827</b>	<b>135,623</b>
Less- Legal Charges	Rs. Min	3.83	8.26	3.77	5.28	6.97	4.27	2.08	1.88	1.59	0.68	38.61
<b>Total Under / (Over) Recovery net of Legal charges</b>	<b>Rs. Min</b>	<b>8,609</b>	<b>29,563</b>	<b>15,111</b>	<b>22,022</b>	<b>25,330</b>	<b>8,647</b>	<b>8,729</b>	<b>7,137</b>	<b>6,609</b>	<b>3,826</b>	<b>135,584</b>
Projected Sales for 6 months (excluding Life Line sales)	GWh	4,831	8,621	4,249	5,407	6,355	5,205	1,746	2,607	1,196	1,102	41,319
Per Unit Impact	Rs./kWh	1.7818	3.4290	3.5568	4.0731	3.9858	1.6614	4.9986	2.7383	5.5245	3.4724	3.2814

23. In view thereof and the request of the MoE to recover the amount in a period of 06 months, the Authority hereby allows the positive quarterly adjustments of Rs.135,584 million pertaining to the 4<sup>th</sup> quarter of the FY 2022-23, to be recovered from the consumers of XWDISCOs in a period of 06 months i.e. October 2023 to March 2024, as per the category wise rates mentioned in the SoT attached herewith as Annex-A.
24. Regarding request of the MoE, for uniform application of quarterly adjustments on XWDISCOs and K-Electric consumers, the Authority noted that as per Section 31 of the Act, the Authority shall, in the determination, modification or revision of rates, charges and terms and conditions for the provision of electric power services, be guided by the national electricity policy, the national electricity plan and such guidelines as may be issued by the Federal Government in order to give effect to the national electricity policy and national electricity plan. NE Policy provides that the Regulator shall, in public consumer interest, determine a uniform tariff (inclusive of quarterly adjustments) for all the state-owned distribution companies. Additionally, Government may maintain a uniform consumer-end tariff for K-Electric and state-owned distribution companies (even after privatization) through incorporation of direct / indirect subsidies. The Policy Guidelines issued by the Federal Government clearly stipulates that NEPRA shall determine application of quarterly tariff determinations of XWDISCOs on K-Electric



*Mohi*



- consumers by way of tariff rationalization and NEPRA shall determine the same tariff rationalization for K-Electric consumers as determined for XWDISCOs consumers, with same application period, keeping in view financial sustainability of the sector & uniform tariff policy of the Federal Government.
25. In view of the foregoing discussion, relevant provisions of NEPRA Act, NE Policy, response of the MoE vide email dated 20.09.2023, and the Policy Guidelines issued by the Federal Government, the Authority has decided to allow the application of quarterly adjustments as allowed for XWDISCOs, on the consumers of K-Electric, with the same applicability period, as of XWDISCOs. Accordingly, a rate of Rs.3.2814/kWh shall be charged for the consumers of K-Electric, to be recovered in a period of 06 months i.e. October 2023 to March 2024, as per the category wise rates mentioned in the SoT attached herewith as **Annex-B**.
26. Here it is pertinent to mention that no Quarterly adjustments would be passed on to B1, B2, B3 and B4 industrial consumers to the extent of incremental sales till continuation of the package, in line with the Authority's decision dated 01.12.2020.
27. While effecting the Quarterly Adjustments, the concerned DISCOs shall keep in view and strictly comply with the orders of the courts notwithstanding this order.
28. The instant decision along-with attached Annexures, is intimated to the Federal Government, prior to its notification in the official Gazette as per Section 31 (7) of the NEPRA Act.

AUTHORITY

Mathar Niaz Rana (nsc)  
Member

Rafique Ahmed Shaikh  
Member

Engr. Maqsood Anwar Khan  
Member


Ms. Amina Ahmed  
Member

Waseem Mukhtar  
Chairman



DISCO wise and National Average Uniform 4th Quarterly Adjustment of FY 2022-23

Description	IESCO	FESCO	LESCO	MEPCO	GEPSCO	PESCO	HESCO	SEPCO	QESCO	TESCO	Uniform National Average Determined 4th Quarterly Adjustment for the FY 2022-23
	Variable Charges Rs./kWh	Variable Charges Rs./kWh	Variable Charges Rs./kWh	Variable Charges Rs./kWh	Variable Charges Rs./kWh	Variable Charges Rs./kWh	Variable Charges Rs./kWh	Variable Charges Rs./kWh	Variable Charges Rs./kWh	Variable Charges Rs./kWh	Variable Charges Rs./kWh
<b>Residential</b>											
For peak load requirement less than 5 kW											
Up to 50 Units - Life Line											
51-100 units - Life Line											
01-100 Units	1.7818	4.0731	3.4290	3.9858	3.5568	1.6614	4.9986	5.5245	2.7383	3.4724	3.2814
101-200 Units	1.7818	4.0731	3.4290	3.9858	3.5568	1.6614	4.9986	5.5245	2.7383	3.4724	3.2814
01-100 Units	1.7818	4.0731	3.4290	3.9858	3.5568	1.6614	4.9986	5.5245	2.7383	3.4724	3.2814
101-200 Units	1.7818	4.0731	3.4290	3.9858	3.5568	1.6614	4.9986	5.5245	2.7383	3.4724	3.2814
201-300 Units	1.7818	4.0731	3.4290	3.9858	3.5568	1.6614	4.9986	5.5245	2.7383	3.4724	3.2814
301-400 Units	1.7818	4.0731	3.4290	3.9858	3.5568	1.6614	4.9986	5.5245	2.7383	3.4724	3.2814
401-500 Units	1.7818	4.0731	3.4290	3.9858	3.5568	1.6614	4.9986	5.5245	2.7383	3.4724	3.2814
501-600 Units	1.7818	4.0731	3.4290	3.9858	3.5568	1.6614	4.9986	5.5245	2.7383	3.4724	3.2814
601-700 Units	1.7818	4.0731	3.4290	3.9858	3.5568	1.6614	4.9986	5.5245	2.7383	3.4724	3.2814
Above 700 Units	1.7818	4.0731	3.4290	3.9858	3.5568	1.6614	4.9986	5.5245	2.7383	3.4724	3.2814
For peak load requirement exceeding 5 kW	1.7818	4.0731	3.4290	3.9858	3.5568	1.6614	4.9986	5.5245	2.7383	3.4724	3.2814
Time of Use (TOU) - Peak	1.7818	4.0731	3.4290	3.9858	3.5568	1.6614	4.9986	5.5245	2.7383	3.4724	3.2814
Time of Use (TOU) - Off-Peak	1.7818	4.0731	3.4290	3.9858	3.5568	1.6614	4.9986	5.5245	2.7383	3.4724	3.2814
Temporary Supply	1.7818	4.0731	3.4290	3.9858	3.5568	1.6614	4.9986	5.5245	2.7383	3.4724	3.2814
<b>Total Residential</b>											
<b>Commercial - A2</b>											
For peak load requirement less than 5 kW	1.7818	4.0731	3.4290	3.9858	3.5568	1.6614	4.9986	5.5245	2.7383	3.4724	3.2814
For peak load requirement exceeding 5 kW											
Regular	1.7818	4.0731	3.4290	3.9858	3.5568	1.6614	4.9986	5.5245	2.7383	3.4724	3.2814
Time of Use (TOU) - Peak	1.7818	4.0731	3.4290	3.9858	3.5568	1.6614	4.9986	5.5245	2.7383	3.4724	3.2814
Time of Use (TOU) - Off-Peak	1.7818	4.0731	3.4290	3.9858	3.5568	1.6614	4.9986	5.5245	2.7383	3.4724	3.2814
Temporary Supply	1.7818	4.0731	3.4290	3.9858	3.5568	1.6614	4.9986	5.5245	2.7383	3.4724	3.2814
Electric Vehicle Charging Station	1.7818	4.0731	3.4290	3.9858	3.5568	1.6614	4.9986	5.5245	2.7383	3.4724	3.2814
<b>Total Commercial</b>											
<b>General Services-A3</b>											
	1.7818	4.0731	3.4290	3.9858	3.5568	1.6614	4.9986	5.5245	2.7383	3.4724	3.2814
<b>Industrial</b>											
B1	1.7818	4.0731	3.4290	3.9858	3.5568	1.6614	4.9986	5.5245	2.7383	3.4724	3.2814
B1 Peak	1.7818	4.0731	3.4290	3.9858	3.5568	1.6614	4.9986	5.5245	2.7383	3.4724	3.2814
B1 Off Peak	1.7818	4.0731	3.4290	3.9858	3.5568	1.6614	4.9986	5.5245	2.7383	3.4724	3.2814
B2	1.7818	4.0731	3.4290	3.9858	3.5568	1.6614	4.9986	5.5245	2.7383	3.4724	3.2814
B2 - TOU (Peak)	1.7818	4.0731	3.4290	3.9858	3.5568	1.6614	4.9986	5.5245	2.7383	3.4724	3.2814
B2 - TOU (Off-peak)	1.7818	4.0731	3.4290	3.9858	3.5568	1.6614	4.9986	5.5245	2.7383	3.4724	3.2814
B3 - TOU (Peak)	1.7818	4.0731	3.4290	3.9858	3.5568	1.6614	4.9986	5.5245	2.7383	3.4724	3.2814
B3 - TOU (Off-peak)	1.7818	4.0731	3.4290	3.9858	3.5568	1.6614	4.9986	5.5245	2.7383	3.4724	3.2814
B4 - TOU (Peak)	1.7818	4.0731	3.4290	3.9858	3.5568	1.6614	4.9986	5.5245	2.7383	3.4724	3.2814
B4 - TOU (Off-peak)	1.7818	4.0731	3.4290	3.9858	3.5568	1.6614	4.9986	5.5245	2.7383	3.4724	3.2814
Temporary Supply	1.7818	4.0731	3.4290	3.9858	3.5568	1.6614	4.9986	5.5245	2.7383	3.4724	3.2814
<b>Total Industrial</b>											
<b>Single Point Supply</b>											
C1(a) Supply at 400 Volts-less than 5 kW	1.7818	4.0731	3.4290	3.9858	3.5568	1.6614	4.9986	5.5245	2.7383	3.4724	3.2814
C1(b) Supply at 400 Volts-exceeding 5 kW	1.7818	4.0731	3.4290	3.9858	3.5568	1.6614	4.9986	5.5245	2.7383	3.4724	3.2814
Time of Use (TOU) - Peak	1.7818	4.0731	3.4290	3.9858	3.5568	1.6614	4.9986	5.5245	2.7383	3.4724	3.2814
Time of Use (TOU) - Off-Peak	1.7818	4.0731	3.4290	3.9858	3.5568	1.6614	4.9986	5.5245	2.7383	3.4724	3.2814
C2 Supply at 11 kV	1.7818	4.0731	3.4290	3.9858	3.5568	1.6614	4.9986	5.5245	2.7383	3.4724	3.2814
Time of Use (TOU) - Peak	1.7818	4.0731	3.4290	3.9858	3.5568	1.6614	4.9986	5.5245	2.7383	3.4724	3.2814
Time of Use (TOU) - Off-Peak	1.7818	4.0731	3.4290	3.9858	3.5568	1.6614	4.9986	5.5245	2.7383	3.4724	3.2814
C3 Supply above 11 kV	1.7818	4.0731	3.4290	3.9858	3.5568	1.6614	4.9986	5.5245	2.7383	3.4724	3.2814
Time of Use (TOU) - Peak	1.7818	4.0731	3.4290	3.9858	3.5568	1.6614	4.9986	5.5245	2.7383	3.4724	3.2814
Time of Use (TOU) - Off-Peak	1.7818	4.0731	3.4290	3.9858	3.5568	1.6614	4.9986	5.5245	2.7383	3.4724	3.2814
<b>Total Single Point Supply</b>											
<b>Agricultural Tube-wells - Tariff D</b>											
Scarp	1.7818	4.0731	3.4290	3.9858	3.5568	1.6614	4.9986	5.5245	2.7383	3.4724	3.2814
Time of Use (TOU) - Peak	1.7818	4.0731	3.4290	3.9858	3.5568	1.6614	4.9986	5.5245	2.7383	3.4724	3.2814
Time of Use (TOU) - Off-Peak	1.7818	4.0731	3.4290	3.9858	3.5568	1.6614	4.9986	5.5245	2.7383	3.4724	3.2814
Agricultural Tube-wells	1.7818	4.0731	3.4290	3.9858	3.5568	1.6614	4.9986	5.5245	2.7383	3.4724	3.2814
Time of Use (TOU) - Peak	1.7818	4.0731	3.4290	3.9858	3.5568	1.6614	4.9986	5.5245	2.7383	3.4724	3.2814
Time of Use (TOU) - Off-Peak	1.7818	4.0731	3.4290	3.9858	3.5568	1.6614	4.9986	5.5245	2.7383	3.4724	3.2814
<b>Total Agricultural</b>											
Public Lighting - Tariff G	1.7818	4.0731	3.4290	3.9858	3.5568	1.6614	4.9986	5.5245	2.7383	3.4724	3.2814
Residential Colonies	1.7818	4.0731	3.4290	3.9858	3.5568	1.6614	4.9986	5.5245	2.7383	3.4724	3.2814
Railway Traction	1.7818	4.0731	3.4290	3.9858	3.5568	1.6614	4.9986	5.5245	2.7383	3.4724	3.2814
Tariff K - A/K	1.7818	4.0731	3.4290	3.9858	3.5568	1.6614	4.9986	5.5245	2.7383	3.4724	3.2814
Time of Use (TOU) - Peak	1.7818	4.0731	3.4290	3.9858	3.5568	1.6614	4.9986	5.5245	2.7383	3.4724	3.2814
Time of Use (TOU) - Off-Peak	1.7818	4.0731	3.4290	3.9858	3.5568	1.6614	4.9986	5.5245	2.7383	3.4724	3.2814
Tariff K - Rawat Lab	1.7818	4.0731	3.4290	3.9858	3.5568	1.6614	4.9986	5.5245	2.7383	3.4724	3.2814



*J. Malik*

7/11



**SCHEDULE OF ELECTRICITY TARIFF  
FOR K-ELECTRIC LIMITED**

**Annex- B**

Sr. No.	TARIFF CATEGORY / PARTICULARS	TOTAL VARIABLE CHARGES Rs/kWh	
		Peak	Off-Peak
Protected	a) For Sanctioned load less than 5 kW		
	i Up to 50 Units - Life Line		-
	ii 51 - 100 Units - Life Line		-
	iii 001 - 100 Units		3.2814
Unprotected	iv 101 - 200 Units		3.2814
	v 001- 100 Units		3.2814
	vi 101- 200 Units		3.2814
	vii 201- 300 Units		3.2814
	viii 301- 400 Units		3.2814
	ix 401- 500 Units		3.2814
	x 501- 600 Units		3.2814
	xi 601- 700 Units		3.2814
	xii Above 700 Units		3.2814
	b) For Sanctioned load 5 kW & above		
	Time Of Use	3.2814	3.2814

**A-2 GENERAL SUPPLY TARIFF - COMMERCIAL**


Sr. No.	TARIFF CATEGORY / PARTICULARS	TOTAL VARIABLE CHARGES Rs/kWh	
		Peak	Off-Peak
a)	For Sanctioned load less than 5 kW		3.2814
b)	For Sanctioned load 5 kW & above		3.2814
c)	Time Of Use	3.2814	3.2814
d)	Electric Vehicle Charging Station		3.2814

**A-3 GENERAL SERVICES**

Sr. No.	TARIFF CATEGORY / PARTICULARS	TOTAL VARIABLE CHARGES Rs/kWh
a)	General Services	3.2814

**B INDUSTRIAL SUPPLY TARIFFS**

Sr. No.	TARIFF CATEGORY / PARTICULARS	TOTAL VARIABLE CHARGES Rs/kWh	
		Peak	Off-Peak
B1	Upto 25 kW (at 400/230 Volts)		3.2814
B2(a)	25-500 kW (at 400 Volts)		3.2814
B3(a)	For all loads upto 5000 KW (at 11,33 kV)		3.2814
B4(a)	For all loads upto 5000 KW (at 66,132 kV)		3.2814
	Time Of Use		
B1(b)	Upto 25 kW (at 400/230 Volts)	3.2814	3.2814
B2(b)	25-500 kW (at 400 Volts)	3.2814	3.2814
B3(b)	For All Loads up to 5000 kW (at 11,33 kV)	3.2814	3.2814
B4(b)	For All Loads (at 66,132 kV & above)	3.2814	3.2814
B5	For All Loads (at 220 kV & above)	3.2814	3.2814



*mate*

**C - SINGLE-POINT SUPPLY**

Sr. No.	TARIFF CATEGORY / PARTICULARS	TOTAL VARIABLE CHARGES Rs/kWh	
C -1	For supply at 400/230 Volts		
a)	Sanctioned load less than 5 kW	3.2814	
b)	Sanctioned load 5 kW & up to 500 kW	3.2814	
C -2(a)	For supply at 11,33 kV up to and including 5000 kW	3.2814	
C -3(a)	For supply at 132 and above, up to and including 5000 kW	3.2814	
	Time Of Use	Peak	Off-Peak
C -1(c)	For supply at 400/230 Volts 5 kW & up to 500 kW	3.2814	3.2814
C -2(b)	For supply at 11,33 kV up to and including 5000 kW	3.2814	3.2814
C -3(b)	For supply at 132 kV up to and including 5000 kW	3.2814	3.2814

**D - AGRICULTURE TARIFF**

Sr. No.	TARIFF CATEGORY / PARTICULARS	TOTAL VARIABLE CHARGES Rs/kWh	
D-1	For all Loads	3.2814	
	Time of Use	Peak	Off-Peak
D-2	For all Loads	3.2814	3.2814

**E - TEMPORARY SUPPLY TARIFFS**


Sr. No.	TARIFF CATEGORY / PARTICULARS	TOTAL VARIABLE CHARGES Rs/kWh	
E-1(i)	Residential Supply	3.2814	
E-1(ii)	Commercial Supply	3.2814	
E-2 (i)	Industrial Supply	3.2814	
E-2 (ii)	Bulk Supply		
	(a) at 400 Volts	3.2814	
	(b) at 11 kV	3.2814	

**G- PUBLIC LIGHTING**

Sr. No.	TARIFF CATEGORY / PARTICULARS	TOTAL VARIABLE CHARGES Rs/kWh	
	Street Lighting	3.2814	

**H- RESIDENTIAL COLONIES ATTACHED TO INDUSTRIAL PREMISES**

Sr. No.	TARIFF CATEGORY / PARTICULARS	TOTAL VARIABLE CHARGES Rs/kWh	
	Residential Colonies attached to industrial premises	3.2814	



*Mali' 9*

## Plant wise Capacity charges and Plant factors

Power Producer	Apr-23		May-23		Jun-23	
	CPP (Rs.)	Plant Factor	CPP (Rs.)	Plant Factor	CPP (Rs.)	Plant Factor
ACT Wind (Pvt) Limited	128,962,602	20%	324,674,622	43%	330,167,728	46%
ACT2 DIN Wind (Pvt) Ltd.	61,673,473	30%	686,113,634	57%	524,091,745	53%
AJ Power (Private) Ltd.	5,631,657	22%	112,121,860	20%	49,169,688	20%
Almoiz Industries Limited	-	34%	72,238,923	21%	58,959,396	45%
Appolo Solar Development Pakistan Limited	744,983,538	22%	610,034,623	21%	769,901,089	21%
Artistic Energy (Pvt.) Limited	227,178,121	30%	442,704,691	55%	433,310,221	59%
Artistic Wind Power (Pvt) Ltd.	585,616,995	28%	265,570,265	56%	307,916,979	49%
Atlas Power Limited	501,135,396	20%	373,860,212	30%	445,106,179	51%
Attock Gen Limited	192,000,000	25%	22,013,560	15%	226,523,432	46%
Best Green Energy Pakistan Limited	789,804,285	22%	790,008,928	21%	733,487,951	21%
Central Power Generation Company Limited-(Genco-2)	4,256,873,154	27%	2,090,333,205	27%	(9,660,651,479)	26%
China Power Hub Generation company (Pvt.) Ltd	9,336,997,983	0%	17,702,916,570	3%	12,687,388,867	27%
Chiniot Power Limited	-	26%	269,887,152	47%	137,696,827	38%
Crest Energy Pakistan Limited	816,802,020	22%	802,100,193	21%	706,268,272	21%
DIN Energy Ltd.	31,344,193	27%	520,024,028	53%	289,914,067	49%
Engro Powergen Qadirpur Limited	128,859,476	53%	922,860,448	50%	343,814,013	48%
Engro Powergen Thar (Pvt) Limited	4,096,234,967	41%	7,134,737,584	88%	5,302,080,460	86%
Fauji Kabirwala Power Company Ltd.	219,077,038	19%	219,077,038	31%	219,077,038	5%
FFC Energy Limited	92,037,616	14%	770,058,765	34%	370,532,133	35%
Foundation Power Company Daharki Ltd.	558,206,911	87%	402,941,203	82%	434,759,057	90%
Foundation Wind Energy-I Limited	523,598,136	20%	807,434,820	41%	909,360,619	37%
Foundation Wind Energy-II (Pvt.) Limited	524,938,746	22%	791,651,807	44%	911,827,271	43%
Gul Ahmed Electric Limited	66,127,590	35%	518,940,011	58%	290,476,411	51%
Gul Ahmed Wind Power Ltd	309,699,257	20%	636,636,769	37%	724,837,990	37%
Halmore Power Generation Company Limited	286,937,218	29%	1,002,183,224	51%	526,289,273	33%
Hamza Sugar Mills Limited	(8,823)	76%	142,739,207	79%	3,537,621	4%
Harappa Solar (Pvt) Limited	80,050,096	25%	106,355,028	25%	106,786,058	27%
Hawa Energy (Private) Limited	302,322,056	23%	704,467,735	47%	954,051,832	50%
Huaneng Shandong Ruiyi Energy (Pvt) Ltd	8,191,958,072	27%	14,235,416,430	5%	10,286,798,669	38%
Hydrochina Dawood Power (Private) Limited	342,216,136	20%	560,564,558	4%	624,299,636	34%
Indus Wind Energy Ltd.	81,458,966	31%	694,755,908	58%	272,595,264	42%
Jamshoro Power Company Limited-(Genco-1)	284,152,500	0%	284,152,500	0%	284,152,500	0%
JDW Sugar Mills Ltd. II	-	99%	40,656,036	95%	140,431,203	98%
JDW Sugar Mills Ltd. III	-	98%	101,171,625	70%	40,144,477	98%
Jhampir Power (Private) Limited	311,755,643	23%	729,657,315	49%	962,501,711	52%
Karachi Nuclear Power Plant-Unit-2	7,852,583,882	96%	(773,605,971)	86%	28,435,032,689	93%
Karachi Nuclear Power Plant-Unit-3	7,854,277,860	67%	5,822,949,680	0%	7,187,842,632	55%
Karot Power Company (Pvt.) Limited	(2,613,317,397)	70%	9,265,491,459	95%	24,579,589,857	99%
Kohinoor Energy Ltd.	174,697,695	32%	174,697,695	39%	174,697,695	46%
Lakeside Energy Limited	77,243,631	32%	149,219,068	57%	148,971,304	52%
Lalpir Power (Private) Limited	621,540,880	0%	621,540,880	3%	621,540,880	37%
Larrah Energy Limited	642,814,822	56%	1,300,506,597	88%	15,246,858	53%
Legal Fee	18,476,873	-	10,660,364	-	9,476,862	-
Liberty Power Tech Limited	292,148,032	27%	291,993,275	25%	328,866,519	53%
Liberty Wind Power-I Ltd.	68,635,278	28%	144,864,716	54%	125,126,086	38%
Liberty Wind Power-II (Pvt.) Ltd.	71,515,179	29%	148,477,689	55%	128,376,250	40%
Liquidated Damages Receipts	-	-	-	-	(131,398,020)	-
Lucky Electric Power Company Limited	2,648,564,081	68%	8,128,872,909	79%	2,896,838,394	81%
Lucky Renewables (Private) Limited	79,668,970	27%	149,582,637	55%	155,465,028	53%
Master Green Energy Limited	98,029,772	23%	278,083,666	50%	276,905,132	48%
Master Wind Energy Limited	267,768,930	18%	950,666,716	42%	695,262,540	43%
Metro Power Company Ltd	2,413,161	21%	1,185,984,182	40%	806,944,648	40%
Metro Wind Power Limited	748,509,693	39%	155,402,151	63%	82,284,219	57%
Mira Power Limited	566,995,737	40%	945,528,316	48%	643,705,387	55%
Narowal Energy Limited	421,319,743	36%	407,529,570	17%	520,693,748	43%
NASDA Green Energy Limited	113,663,723	32%	158,594,896	59%	151,526,270	53%
National Power Parks Management Company Private Limited Baloki	1,525,591,780	83%	3,309,583,178	78%	2,986,585,543	66%
National Power Parks Management Company Private Limited HBS	1,365,139,305	74%	2,979,580,832	89%	2,513,425,986	78%



## Plant wise Capacity charges and Plant factors

Power Producer	Apr-23		May-23		Jun-23	
	CPP (Rs.)	Plant Factor	CPP (Rs.)	Plant Factor	CPP (Rs.)	Plant Factor
Neelum Jhelum Hydropower Company (Pvt.) Ltd.	-	-	11,534,776.00	-	-	-
Net-Metering Units	732,539,265		667,689,327		377,618,364	
Nishat Chunian Power Limited	249,930,861	9%	329,489,427	10%	312,737,868	59%
Nishat Power Limited	431,647,498	15%	259,816,745	32%	364,034,920	73%
Northern Power Generation Company Limited-(Genco-3)	1,109,986,319	10%	1,146,952,348	19%	1,109,921,451	13%
Orient Power Company (Private) Limited	342,489,674	50%	663,097,178	65%	430,718,883	50%
PAEC Chashma Nuclear Power Plant. I	980,230,978	97%	1,030,649,660	99%	996,321,912	98%
PAEC Chashma Nuclear Power Plant. II	1,934,567,553	27%	1,981,059,478	103%	1,917,142,753	102%
PAEC Chashma Nuclear Power Plant. III	3,110,570,389	100%	3,138,853,632	88%	3,037,181,359	51%
PAEC Chashma Nuclear Power Plant. IV	3,688,791,958	99%	3,198,378,966	99%	3,092,994,836	99%
Pak Gen Power Limited	620,799,577	1%	620,799,577	0%	620,799,577	42%
Pakhtunkhwa Energy Development Organization (Malakand-III)	126,401,419	51%	130,604,140	53%	1,393,915,738	54%
Port Qasim Electric Power Company (Pvt.) Limited	8,139,155,927	20%	14,355,684,045	35%	9,205,478,889	16%
Quaid E Azam Solar Power Pvt Ltd	526,078,855	21%	573,972,488	20%	446,789,319	20%
Quaid-e-Azam Thermal Power (Pvt) Limited	2,489,564,031	62%	2,446,075,523	71%	4,011,253,263	62%
Rousch Pak Power Ltd.	42,636,455	19%	475,783,152	27%	807,933,654	1%
RYK Mills Limited	(42)	43%	149,762,268	44%	74,529,461	44%
Saba Power Company (Pvt.) Ltd.	225,961,523	9%	235,007,752	10%	235,007,754	52%
Sachal Energy Development (Private) Limited	282,251,898	20%	790,940,437	38%	742,990,212	39%
Saif Power Limited	241,140,680	43%	453,616,274	61%	334,484,739	41%
Sapphire Electric Company Limited	227,073,862	46%	287,576,169	55%	331,103,586	44%
Sapphire Wind Power Company Limited	270,136,558	16%	704,537,206	35%	983,806,397	36%
SPPs	61,866,110		92,601,025		97,303,641	
Star Hydro Power Limited	184,001,019	51%	2,683,704,156	78%	1,486,879,458	99%
Tavanir Iran	-	41%	-	45%	263,973,761	33%
Tenaga Generasi Limited	144,373,326	21%	406,186,812	8%	1,108,274,312	41%
Thal Industries Corporation Ltd	-	83%	143,752,308	20%	-	0%
ThalNova Power Thar (Pvt.) Ltd	843,371,554	75%	881,147,083	96%	812,824,557	89%
Thar Coal Block-1 Power Generation Company (Pvt) Limited	3,279,230,751	84%	3,168,923,337	60%	2,252,254,169	66%
Thar Energy Limited	739,352,179	9%	879,621,649	63%	811,378,262	92%
The Hub Power Company Limited	3,818,933,470	0%	2,324,916,754	0%	2,361,655,594	0%
Three Gorges First Wind Farm Pakistan (Private) Limited	253,119,896	18%	1,016,787,895	37%	797,733,335	40%
Three Gorges Second Wind Farm Pakistan Limited	272,077,614	19%	633,819,231	41%	608,180,721	40%
Three Gorges Third Wind Farm Pakistan (Private) Limited	285,947,936	20%	645,422,995	42%	609,111,606	39%
TNB Liberty Power Ltd.	340,666,074	49%	130,447,608	61%	340,666,074	64%
Tricon Boston Consulting Corporation (Private) Limited A	412,481,897	29%	874,920,373	54%	836,367,929	55%
Tricon Boston Consulting Corporation (Private) Limited B	391,661,411	28%	852,337,955	52%	808,750,365	53%
Tricon Boston Consulting Corporation (Private) Limited C	395,546,300	28%	841,035,887	51%	800,081,197	52%
Uch Power Ltd.	818,373,369	95%	843,159,209	92%	846,539,175	89%
Uch-II Power (Pvt.) Limited	1,519,202,235	83%	2,454,215,599	94%	1,791,827,280	89%
UEP Wind Power (Pvt)Ltd	710,680,079	20%	1,530,414,420	39%	1,859,870,040	39%
WAPDA Hydel	7,164,652,028	22%	8,248,668,504	41%	9,395,929,613	56%
Yunus Energy Limited	268,556,884	19%	620,038,212	38%	558,704,913	38%
Zephyr Power (Pvt.) Limited	387,103,795	31%	137,486,057	10%	713,548,965	56%
Zhenfa Pakistan New Energy Company Limited	89,243,272	28%	141,241,445	29%	131,510,258	28%
Zorlu Enerji Pakistan Limited	66,993,383	17%	1,052,638,327	36%	276,284,122	38%
Grand Total	105,196,296,469		155,952,632,390		165,497,024,988	

Source: Information provided by CPPA-G

