



CENTRAL POWER PURCHASING AGENCY GUARANTEE LIMITED
(A Company of Government of Pakistan)

Shaheen Plaza | Plot no. 73-West | Fazal-E-Haq Road,
Blue Area, Islamabad
Fax: +92-51-9216949, Ph: +92-051- 9213616
www.cppa.gov.pk

No. CPPA-G/2024/CEO/ 9630-31

Dated: December 13th, 2024

The Registrar NEPRA
NEPRA Tower Ataturk Avenue (East),
Sector G-5/1, Islamabad.

SUBJECT: XWDISCOs' ENERGY PURCHASE DATA FOR MONTH OF NOVEMBER 2024

With reference to the FCA mechanism provided in XWDISCOs' tariff determination, please find attached the Energy Data for the month of November 2024. The soft copy of the FCA Claim along with the EPP invoices is also being sent to NEPRA for its consideration.


CHIEF EXECUTIVE OFFICER
CPPA-G

CC:

- Joint Secretary (PF) Power Division, Islamabad.
- Master File

TARIFF (DEPARTMENT)

Dir. (H)
Dir. (M)
Dir. (W)
Asst. Dir. (R)
Date:

For information & n.a, please.

• DG (Tariff)

Copy to:

- DG ()

- MF

CC: Chairman

- M (Tariff)

REGISTRAR OFFICE


Diary No: 13553


Date: 16/12/24


CERTIFICATE

Subject: MONTHLY FUEL CHARGES ADJUSTMENT OF DISCOS FOR THE MONTH OF NOVEMBER-2024.

- I. It is certified that Economic Merit order was followed as defined under section 2 of the NEPRA Licensing (Generation) Rules 2000, while operating power plants in its fleet during month of NOVEMBER-2024. However, Economic Merit Order violations if any, is purely due to System constraints & System Stability.
- II. Partial Loading of power plants was strictly in accordance with the provision of their respective Power Purchase Agreement and the plants were operated on partial load as per system load demand variations and for fuel conservation where needed.


Deputy Manager (PC-I)
NPCC, NTDC, Islamabad


Manager Power Control
NPCC, NTDC, Islamabad


Chief Engineer (Network Operation)
NPCC, NTDC, Islamabad



CERTIFICATE

FOR FUEL ADJUSTMENT IN THE CONSUMER-END TARIFF

REGARDING 1994 POWER POLICY (HUBCO INCLUSIVE)

FOR THE MONTH OF NOVEMBER 2024

This is to certify that: -

- i) All purchases have been made from IPPs under 1994 Policy, including HUBCO, Chasnupp and excluding Tavanir, having valid generation license issued by NEPRA.
- ii) Invoices of all Electricity Purchases have been made strictly in accordance with the rates, terms & conditions as stipulated in the respective Power Purchase Agreements.
- iii) All payments to IPPs are being made after observing all formalities provided in the respective Power Purchase Agreements.
- iv) All purchases have been made in accordance with the Power Purchase Agreement.

The above statement is true, based on facts and from verifiable documentary evidence. In case of any deviation / variation observed if not rectified at later stage, CPPA-G will be responsible for the consequences arising out of any misstatement under NEPRA Act and its Rules & Regulations.

DGM Technical-I, CPPA-G

DGM Technical-II, CPPA-G

DGM Technical-III, CPPA-G

GMF, CPPA-G



CERTIFICATE
FOR FUEL ADJUSTMENT IN THE CONSUMER-END TARIFF
REGARDING 2002 POWER POLICY
FOR THE MONTH OF NOVEMBER 2024

This is to certify that:-

- 1) All purchases have been made from Generation Companies having valid generation License issued by NEPRA.
- 2) Invoices of all Electricity Purchases have been processed in accordance with the rates, terms & conditions as determined by NEPRA. Payments related to periodical adjustments are also made as per decision of NEPRA.
- 3) The above statement is true, based on facts and from verifiable documentary evidence. In case of any deviation / variation observed if not rectified at later stage, CPPA-G will be responsible for the consequences arising out of any misstatement under NEPRA Act and its Rules & Regulations.

DGM Technical-I, CPPA-G

DGM Technical-II, CPPA-G

DGM Technical-III, CPPA-G

DGMF-I, CPPA-G

CENTRAL POWER PURCHASING AGENCY (CPPA)
 For the Month of November 2024

S No	Power Products	Fuel	Energy MWh	Fuel Charges Rs.	Cost Being made (Rs.)	Price Adjustment per Unit (Rs.)	Price Adjustment in Volum (Rs.)	Price Adjustment in COP Total (Rs.)	Rate Charges Rs.	Total Fuel Cost Rs.	Total COPM Rs.	Total Energy Cost Rs.
I												
1	WPPA	Hydro	2,65,334.43	245,71,582	245,71,582					245,71,582	245,71,582	245,71,582
2	Jaipur	Hydro	3,79,119	5,16,608	5,16,608					5,16,608	5,16,608	5,16,608
3	Jaipur	Hydro	14,22,315	22,79,773	22,79,773					22,79,773	22,79,773	22,79,773
4	Jaipur	Hydro	19,81,130	27,11,950	27,11,950					27,11,950	27,11,950	27,11,950
5	Jaipur	Hydro	65,745	12,871	12,871					12,871	12,871	12,871
6	Jaipur	Hydro	5,77,745	7,71,817	7,71,817					7,71,817	7,71,817	7,71,817
7	Jaipur	Hydro	75,81,900	1,04,78,871	1,04,78,871					1,04,78,871	1,04,78,871	1,04,78,871
8	Jaipur	Hydro	88,22,300	1,21,07,101	1,21,07,101					1,21,07,101	1,21,07,101	1,21,07,101
9	Jaipur	Hydro	2,43,144,209	3,17,42,488	3,17,42,488					3,17,42,488	3,17,42,488	3,17,42,488
10	Jaipur	Hydro										
11	Jaipur	Hydro										
12	Jaipur	Hydro										
13	Jaipur	Hydro										
14	Jaipur	Hydro										
15	Jaipur	Hydro										
16	Jaipur	Hydro										
17	Jaipur	Hydro										
18	Jaipur	Hydro										
19	Jaipur	Hydro										
20	Jaipur	Hydro										
21	Jaipur	Hydro										
22	Jaipur	Hydro										
23	Jaipur	Hydro										
24	Jaipur	Hydro										
25	Jaipur	Hydro										
26	Jaipur	Hydro										
27	Jaipur	Hydro										
28	Jaipur	Hydro										
29	Jaipur	Hydro										
30	Jaipur	Hydro										
31	Jaipur	Hydro										
32	Jaipur	Hydro										
33	Jaipur	Hydro										
34	Jaipur	Hydro										
35	Jaipur	Hydro										
36	Jaipur	Hydro										
37	Jaipur	Hydro										
38	Jaipur	Hydro										
39	Jaipur	Hydro										
40	Jaipur	Hydro										
41	Jaipur	Hydro										
42	Jaipur	Hydro										
43	Jaipur	Hydro										
44	Jaipur	Hydro										
45	Jaipur	Hydro										
46	Jaipur	Hydro										
47	Jaipur	Hydro										
48	Jaipur	Hydro										
49	Jaipur	Hydro										
50	Jaipur	Hydro										
51	Jaipur	Hydro										
52	Jaipur	Hydro										
53	Jaipur	Hydro										
54	Jaipur	Hydro										
55	Jaipur	Hydro										
56	Jaipur	Hydro										
57	Jaipur	Hydro										
58	Jaipur	Hydro										
59	Jaipur	Hydro										
60	Jaipur	Hydro										
61	Jaipur	Hydro										
62	Jaipur	Hydro										
63	Jaipur	Hydro										
64	Jaipur	Hydro										
65	Jaipur	Hydro										
66	Jaipur	Hydro										
67	Jaipur	Hydro										
68	Jaipur	Hydro										
69	Jaipur	Hydro										
70	Jaipur	Hydro										
71	Jaipur	Hydro										
72	Jaipur	Hydro										
73	Jaipur	Hydro										
74	Jaipur	Hydro										
75	Jaipur	Hydro										
76	Jaipur	Hydro										
77	Jaipur	Hydro										
78	Jaipur	Hydro										
79	Jaipur	Hydro										
80	Jaipur	Hydro										
81	Jaipur	Hydro										
82	Jaipur	Hydro										
83	Jaipur	Hydro										
84	Jaipur	Hydro										
85	Jaipur	Hydro										
86	Jaipur	Hydro										
87	Jaipur	Hydro										
88	Jaipur	Hydro										
89	Jaipur	Hydro										
90	Jaipur	Hydro										
91	Jaipur	Hydro										
92	Jaipur	Hydro										
93	Jaipur	Hydro										
94	Jaipur	Hydro										
95	Jaipur	Hydro										
96	Jaipur	Hydro										
97	Jaipur	Hydro										
98	Jaipur	Hydro										
99	Jaipur	Hydro										
100	Jaipur	Hydro										
101	Jaipur	Hydro										
102	Jaipur	Hydro										
103	Jaipur	Hydro										
104	Jaipur	Hydro										
105	Jaipur	Hydro										
106	Jaipur	Hydro										
107	Jaipur	Hydro										
108	Jaipur	Hydro										
109	Jaipur	Hydro										
110	Jaipur	Hydro										
111	Jaipur	Hydro										
112	Jaipur	Hydro										
113	Jaipur	Hydro										
114	Jaipur	Hydro										
115	Jaipur	Hydro										
116	Jaipur	Hydro										
117	Jaipur	Hydro										
118	Jaipur	Hydro										
119	Jaipur	Hydro										
120	Jaipur	Hydro										
121	Jaipur	Hydro										
122	Jaipur	Hydro										
123	Jaipur	Hydro										
124	Jaipur	Hydro										
125	Jaipur	Hydro										
126	Jaipur	Hydro										
127	Jaipur	Hydro										
128	Jaipur	Hydro										
129	Jaipur	Hydro										
130	Jaipur	Hydro										
131	Jaipur	Hydro										
132	Jaipur	Hydro										
133	Jaipur	Hydro										
134	Jaipur	Hydro										
135	Jaipur	Hydro										
136	Jaipur	Hydro										
137	Jaipur	Hydro										
138	Jaipur	Hydro										
139	Jaipur	Hydro										
140	Jaipur	Hydro										
141	Jaipur	Hydro										
142	Jaipur	Hydro										
143	Jaipur	Hydro										
144	Jaipur	Hydro										
145	Jaipur	Hydro										
146	Jaipur	Hydro										
147	Jaipur	Hydro										
148	Jaipur	Hydro										
149	Jaipur	Hydro										
150	Jaipur	Hydro										
151	Jaipur	Hydro										
152	Jaipur	Hydro										
153	Jaipur	Hydro										
154	Jaipur	Hydro										
155	Jaipur	Hydro										
156	Jaipur	Hydro										
157	Jaipur	Hydro										
158	Jaipur	Hydro										
159	Jaipur	Hydro										
160	Jaipur	Hydro										
161	Jaipur	Hydro										
162	Jaipur	Hydro										
163	Jaipur	Hydro										
164	Jaipur	Hydro										
165	Jaipur	Hydro										
166	Jaipur	Hydro										
167	Jaipur	Hydro										
168	Jaipur	Hydro										
169	Jaipur	Hydro										
170	Jaipur	Hydro										
171	Jaipur	Hydro	</									

[illegible]

CENTRAL POWER PURCHASING AGENCY (CPWA)
 Report on the Month of November 2024

S.no	Power Producers	Fuel	Energy (MWh)	Fuel Charge Rs.	VOCA Charge Rs.	EPF Rating points (Rs.)	Price Adjustment in Fuel Cost (Rs.)	Price Adjustment in VOCA (Rs.)	Price Adjustment in EPF Fund Rs.	Supp. Charge	Total Fuel Cost Rs.	Total VOCA Rs.	Total Energy Cost Rs.
1	Hydel		2,028,345,000	1,43,10,84,437	317,12,42,408	517,50,43,698	54,11,12,560	2,84,11,02,187	2,84,11,02,187		1,43,10,84,437	612,34,42,178	575,45,27,715
2	Thermal		4,78,887,450	7,17,84,04,354	97,74,13,137	1,60,61,81,892	248,40,4,490	644,09,9,374	644,09,9,374		7,17,84,04,354	1,61,70,10,602	1,68,87,95,017
3	Wind				185,13,75,4	2,00,00,000						2,00,00,000	2,00,00,000
4	Solar				1,44,13,110	13,22,40,0,377	17,50,4,87	34,78,4,87	34,78,4,87		1,44,13,110	1,44,13,110	1,44,13,110
5	Gas		996,615,253	21,001,34,0,112	248,18,7,406	21,39,46,7,218	2,48,18,7,406	2,48,18,7,406	2,48,18,7,406		21,001,34,0,112	24,81,8,7,406	24,81,8,7,406
6	Hydro		1,66,300,000	3,48,5,14,000	98,24,4,207	98,24,4,207	11,04,0,7,71	11,04,0,7,71	11,04,0,7,71		3,48,5,14,000	98,24,4,207	98,24,4,207
7	Hydro		34,400,818	98,24,4,207		34,400,818					98,24,4,207		98,24,4,207
8	Hydro		61,15,378	3,12,0,538	78,62,0,844	3,12,0,538					3,12,0,538		3,12,0,538
9	Hydro												
10	Hydro												
11	Hydro												
12	Hydro												
Grand Totals			8,07,00,000	1,43,10,84,437	317,12,42,408	517,50,43,698	54,11,12,560	2,84,11,02,187	2,84,11,02,187		1,43,10,84,437	612,34,42,178	575,45,27,715
Price Adjustment													
Grand Totals			8,07,00,000	1,43,10,84,437	317,12,42,408	517,50,43,698	54,11,12,560	2,84,11,02,187	2,84,11,02,187		1,43,10,84,437	612,34,42,178	575,45,27,715

Energy Cost (Rs.)	54,228,544,433	3,054,288,025	61,872,832,458
Cost not chargeable to DPCOs etc.	2,473,398,884		2,473,398,884
EPF Chargeable (Rs.)	55,764,621,549	3,054,288,025	58,818,909,574
Energy Sold (MWh)	7,715,781,817	7,715,781,817	7,715,781,817
Avg Rate (Rs./MWh)	7.2274	0.4710	7.6984
Reference Rate (Rs./MWh)			7.8609
FCR Rate Current month (Rs./MWh)			(0.6335)

CENTRAL POWER PURCHASING AGENCY (CPPA)

Detail Breakup of FCC Claimed

For the Month of November 2024

S.No.	Power Producer	Fuel	Dep. Capacity (MW)	Energy KWh	Fuel Cost component as determined by Authority (Rs./kWh)	Fuel Cost as per NEPRA Approved Rate (Rs.)	Heat Degradation Factor (Dh) Rs.	Load Correction Factor (kL) Rs.	Any other Cost as per PPA (Rs.)	Fuel Charges Rs.
A										B
1	Foundation Power Company Daharki Ltd.	Gas	171	79,479,556	7.9197	629,452,001	20,771,916	61,749,017	-	711,972,934
2	Engro Powergen Qadirpur Limited	Gas	213	70,364,177	8.6828	610,958,847	18,328,765	87,529,728	-	716,817,340
3	Uch-II Power (Pvt.) Limited	Gas	381	183,811,884	13.0630	2,401,137,711	84,039,820	51,593,587	-	2,536,771,118
4	Quaid-e-Azam Thermal Power (Pvt) Limited	RLNG	1,180	157,379,700	21.3359	3,357,836,670	50,367,550	298,977,800	-	3,707,182,020
5	National Power Parks Management Company Private	RLNG	2,453	749,130,553	20.9611	15,702,582,364	235,538,735	1,385,947,053	-	17,324,068,152
IPPs Total:-			4,398	1,240,165,870		22,701,967,592	409,046,786	1,885,797,185	-	24,996,811,564