Registrar,
National Electric Power Regulatory Authority
NEPRA Tower, Attaturk Avenue (East),
Sector G-5/1,
Islamabad.

Ref No. KE/BPR/NEPRA/2023/183
June 16, 2023

Subject: MONTHLY COST VARIATION FOR MAY 2023 UNDER MULTI-YEAR TARIFF 2017 - 2023

Dear Sir,

This is with reference to the mechanism for monthly and quarterly variations provided in the Multi-Year Tariff Determination of K-Electric Limited (KE) dated July 5, 2018 (MYT), notified vide SRO No. 576 (I)/2019 dated May 22, 2019.

In this regard, please find enclosed calculation of monthly variation for the month of May 2023 along with relevant supports, for Authority's approval.

Please note that the calculation for the month of May 2023 for purchases from CPPA is based on CPPAG's requested rate for the month of May 2023 and is subject to actualization based on the Authority's decision.

Summary of cost variation for the month May 2023 is as below:

Month	Variation Amount (PKR Million)	Variation per unit (PKR / kWh)
May 2023	2,780	1.495

KE dispatches as per Economic Merit Order from its own generating units (with the available fuel resources) and import from external sources. It is also certified that the cost of fuel and power purchase claim does not include any amount of late payment surcharge / mark-up / interest. All the requisite details including generation statistic sheets and invoices are enclosed.

Heat Rate

Heat Rates for BQPS I, BQPS II, KCCP (Gas), KGTPS and SGTPS are in line with the heat rates determined by NEPRA pursuant to independent engineers as required in MYT decision dated July 05, 2018.

For KCCP (HSD), KE has filed a review against NEPRA's decision dated Aug 04, 2022. Any adjustment in this regard would be claimed subsequent to Authority's determination.

For BQPS III, KE has claimed the cost of May 2023 based on NEPRA allowed provisional heat rate. Any adjustment in this regard will be claimed based on Heat Rate approved by NEPRA.

Sincerely,

Ayaz Jaffar Ahmed
Director – Finance

For information & n/a please.
DG (Tariff)
Copy to:
- DG (M&E)
- M/F

CC: Chairman
- M (Tariff)

Tariff Division Record
Dy No. 3732
Dated 20-06-23

TARIFF (DEPARTMENT)
Dir (T-I)..... Dir (T-II).....
Dir (T-III)..... Dir (T-IV).....
Dir (T-V)..... Addl. Dir (RE).....
Date. 20-06-23

REGISTRAR OFFICE
Diary No: 8033
Date: 19-6-23

Enclosed:

- Calculation sheet of monthly variation – May 2023
- Supporting Documents for May 2023

K-Electric Limited
39-B KE House Sunset Boulevard, DHA- Phase 2, Karachi, Pakistan

K Electric Limited

SUMMARY OF REQUIRED ADJUSTMENT ON ACCOUNT OF VARIATION IN COST OF FUEL AND POWER PURCHASES

	DESCRIPTION		Unit	Mar-23 Reference	May-23 Current
A)	**Cost of fuel**				
	Cost of fuel - KE	a	Mill Rs.	13,505.171	21,374.027
	Cost of fuel - Power Purchases	b	Mill Rs.	10,134.527	11,161.966
	EMO Adjustments	c	Mill Rs.	(1.420)	-
	Total	d = a + b + c	Mill Rs.	23,638.278	32,535.994
B)	**Units Sent Out**				
	Units Sent Out - KE	e	GWh	519.883	882.821
	Units - Power purchases	f	GWh	957.996	977.517
	Total	g = e + f	GWh	1,477.880	1,860.338
C)	**Cost per unit on respective Sent Out**				
	Cost of fuel - KE	h = a / e	Rs./kWh	25.977	24.211
	Cost of fuel - Power Purchases	i = b / f	Rs./kWh	10.579	11.419
	EMO Adjustments	j = c / g	Rs./kWh	(0.001)	-
	Weighted Average Cost / Total cost per unit	k = d / g	Rs./kWh	15.995	17.489
D)	**Cost per unit on total sent out - Note 1**				
	Cost of fuel - KE on total sent out	l = a / g	Rs./kWh	9.1382	11.489
	Cost of fuel - Power Purchases on total sent out	m = b / g	Rs./kWh	6.8575	6.000
	EMO Adjustments	n = c / g	Rs./kWh	(0.0010)	-
	Weighted Average Cost / Total cost per unit	o = d / g	Rs./kWh	15.995	17.489
E)	**Variation per unit - Note 2**				
	Cost of fuel - KE	p = l(May-23) - l(Mar-23)	Rs./kWh		2.351
	Cost of fuel - Power Purchases	q = m(May-23) - m(Mar-23)	Rs./kWh		(0.858)
	EMO Adjustments	r = n(May-23) - n(Mar-22)	Rs./kWh		0.001
	Total Fuel Cost Adjustment	s = p + q + r	Rs./kWh		1.495
F)	**Total Fuel Cost Adjustment**	t = s x 100	Ps/kWh		149.456
G)	**Variation amount**				
	Cost of fuel - KE	u = p x g	Mill Rs.		4,373.870
	Cost of fuel - Power Purchases	v = q x g	Mill Rs.		(1,595.262)
	EMO Adjustments	w = r x g	Mill Rs.		1.787
	Total Fuel Cost Adjustment	x = u + v + w	Mill Rs.		2,780.396

Note 1: As per mechanism given in MYT, weighted average cost for KE's fuel cost and power purchase is calculated by dividing fuel cost with total units sent out (KE+power purchase) in GWh as per Annexure II & III of MYT Decision.

Note 2: Calculated as difference of current and reference month of cost per unit for the month.

Note 3: Fuel cost for the reference month March 2023 is aligned with NEPRA's decision in the matter of Fuel Charges Adjustment of KE for the month of March 2023 dated May 11, 2023.

Work Sheet - Generation Fuel Cost Variation

DESCRIPTION		Mar-23 Reference	May-23 Current
1 Units Generated - Actual			
1a UNITS GENERATED ON FURNACE OIL + (LDO Bifurcated)			
i Bin Qasim - I			
Unit 1	GWh	9.341	5.842
Unit 2	GWh	49.868	37.408
Unit 3	GWh	-	-
Unit 4	GWh	-	-
Unit 5	GWh	48.948	55.964
Unit 6	GWh	23.666	22.252
Total unit generated on furnace oil - Bin Qasim - I	GWh	131.824	121.466
1b UNITS GENERATED ON INDIGENOUS GAS			
I Bin Qasim - I			
Unit 1	GWh	0.321	0.084
Unit 2	GWh	0.197	0.089
Unit 3	GWh	-	-
Unit 4	GWh	-	-
Unit 5	GWh	4.693	0.073
Unit 6	GWh	0.370	0.046
Total unit generated on Indigenous Gas - Bin Qasim - I	GWh	5.580	0.293
ii (a) Bin Qasim II - 560 MW with one compressor	GWh	10.040	3.438
ii (b) Bin Qasim II - 560 MW with two compressors	GWh	8.385	8.655
iii Korangi Town Gas Turbine II	GWh	-	-
iv Site Gas Turbine II	GWh	-	-
v Korangi CCPP	GWh	-	0.002
Total unit generated on Indigenous Gas	GWh	24.005	12.387
1c UNITS GENERATED ON LNG			
i Bin Qasim - I			
Unit 1	GWh	0.724	0.659
Unit 2	GWh	0.444	0.698
Unit 3	GWh	-	-
Unit 4	GWh	-	-
Unit 5	GWh	10.602	0.572
Unit 6	GWh	0.835	0.360
Total unit generated on LNG - Bin Qasim - I	GWh	12.605	2.289
ii (a) Bin Qasim II - 560 MW with one compressor (SSGC)	GWh	31.363	21.685
ii (b) Bin Qasim II - 560 MW with two compressors (SSGC)	GWh	26.191	54.593
ii (c) Bin Qasim II - 560 MW with no compressor (PLL)	GWh	-	20.257
ii (d) Bin Qasim II - 560 MW with one compressor (PLL)	GWh	61.489	40.118
ii (e) Bin Qasim II - 560 MW with two compressors (PLL)	GWh	1.207	17.751
iii Korangi Town Gas Turbine II	GWh	-	-
iv Site Gas Turbine II	GWh	-	-
v Korangi CCPP-220 MW	GWh	-	0.631
vi (a) BQPS III - Unit 1	GWh	171.469	305.430
vi (b) BQPS III - Unit 2	GWh	83.589	317.240
Total unit generated on LNG	GWh	387.912	779.994
1d UNITS GENERATED ON HSD			
i Korangi CCPP - 220 MW	GWh	-	-
Total unit generated on HSD	GWh	-	-
Total Units Generated - KE	GWh	543.741	913.847

Work Sheet - Generation Fuel Cost Variation

DESCRIPTION		Mar-23 Reference	May-23 Current
2 Auxiliary Consumption - NEPRA allowed percentage			
i Bin Qasim - I			
Unit 1		8.1%	8.1%
Unit 2		8.0%	8.0%
Unit 3		8.3%	8.3%
Unit 4		8.2%	8.2%
Unit 5		7.8%	7.8%
Unit 6		7.7%	7.7%
ii (a) Bin Qasim II - 560 MW with no compressor - Note 1		3.0%	3.0%
ii (b) Bin Qasim II - 560 MW with one compressor - Note 1		4.5%	4.5%
ii (c) Bin Qasim II - 560 MW with two compressors - Note 1		6.1%	6.1%
iii Korangi Town Gas Turbine II		2.5%	2.5%
iv Site Gas Turbine II		2.5%	2.5%
v Korangi CCPP		6.9%	6.9%
vi BQPS III		2.0%	2.0%
3 Auxiliary Consumption - NEPRA allowed			
3a AUXILIARY CONSUMPTION ON FURNACE OIL			
Bin Qasim - I			
Unit 1	GWh	0.758	0.474
Unit 2	GWh	3.989	2.993
Unit 3	GWh	-	-
Unit 4	GWh	-	-
Unit 5	GWh	3.793	4.337
Unit 6	GWh	1.825	1.716
Total Auxiliary on Furnace Oil - Bin Qasim	GWh	10.365	9.519
3b AUXILIARY CONSUMPTION ON INDIGENOUS GAS			
i Bin Qasim - I			
Unit 1	GWh	0.026	0.007
Unit 2	GWh	0.016	0.007
Unit 3	GWh	-	-
Unit 4	GWh	-	-
Unit 5	GWh	0.364	0.006
Unit 6	GWh	0.029	0.004
Total Auxiliary on Indigenous Gas - Bin Qasim	GWh	0.434	0.023
ii (a) Bin Qasim II - 560 MW with one compressor	GWh	0.456	0.156
ii (b) Bin Qasim II - 560 MW with two compressors	GWh	0.512	0.529
iii Korangi Town Gas Turbine II	GWh	-	-
iv Site Gas Turbine II	GWh	-	-
v Korangi CCPP	GWh	-	0.000
Total Auxiliary on Indigenous Gas - KE	GWh	1.402	0.708
3c AUXILIARY CONSUMPTION ON LNG			
i Bin Qasim - I			
Unit 1	GWh	0.059	0.053
Unit 2	GWh	0.036	0.056
Unit 3	GWh	-	-
Unit 4	GWh	-	-
Unit 5	GWh	0.822	0.044
Unit 6	GWh	0.064	0.028
Total Auxiliary on LNG - Bin Qasim	GWh	0.980	0.181
ii (a) Bin Qasim II - 560 MW with one compressor (SSGC)	GWh	1.424	0.984
ii (b) Bin Qasim II - 560 MW with two compressors (SSGC)	GWh	1.600	3.336
ii (c) Bin Qasim II - 560 MW with no compressor (PLL)	GWh	-	0.602
ii (d) Bin Qasim II - 560 MW with one compressor (PLL)	GWh	2.792	1.821
ii (e) Bin Qasim II - 560 MW with two compressors (PLL)	GWh	0.074	1.085
iii Korangi Town Gas Turbine II	GWh	-	-
iv Site Gas Turbine II	GWh	-	-
v Korangi CCPP	GWh	-	0.044
vi (a) BQPS III - Unit 1	GWh	3.510	6.252
vi (b) BQPS III - Unit 2	GWh	1.711	6.494
Total Auxiliary on LNG - KE	GWh	12.091	20.799
3d AUXILIARY CONSUMPTION ON HSD			
i Korangi CCPP - 220 MW	GWh	-	-
Total Auxiliary on HSD	GWh	-	-
Total auxiliary units- KE	GWh	23.858	31.026

Work Sheet - Generation Fuel Cost Variation

	DESCRIPTION		Mar-23 Reference	May-23 Current
4	**UNITS SENT OUT**			
	4a **UNITS SENT OUT ON FURNACE OIL**			
	i Bin Qasim - I			
	Unit 1	GWh	8.584	5.368
	Unit 2	GWh	45.879	34.416
	Unit 3	GWh	-	-
	Unit 4	GWh	-	-
	Unit 5	GWh	45.154	51.627
	Unit 6	GWh	21.842	20.536
	Total units sent out on furnace oil - Bin Qasim - I	GWh	121.458	111.947
	4b **UNITS SENT OUT ON INDIGENOUS GAS**			
	i Bin Qasim - I			
	Unit 1	GWh	0.295	0.078
	Unit 2	GWh	0.181	0.082
	Unit 3	GWh	-	-
	Unit 4	GWh	-	-
	Unit 5	GWh	4.330	0.068
	Unit 6	GWh	0.341	0.043
	Total units sent out on indigenous gas - Bin Qasim - I	GWh	5.146	0.270
	ii (a) Bin Qasim II - 560 MW with one compressor	GWh	9.585	3.282
	ii (b) Bin Qasim II - 560 MW with two compressor	GWh	7.872	8.126
	iii Korangi Town Gas Turbine II	GWh	-	-
	iv Site Gas Turbine II	GWh	-	-
	v Korangi CCPP	GWh	-	0.001
	Total units sent out on indigenous gas - KE	GWh	22.603	11.679
	4c **UNITS SENT OUT ON LNG**			
	i Bin Qasim - I			
	Unit 1	GWh	0.665	0.605
	Unit 2	GWh	0.409	0.642
	Unit 3	GWh	-	-
	Unit 4	GWh	-	-
	Unit 5	GWh	9.780	0.527
	Unit 6	GWh	0.771	0.333
	Total units sent out on LNG - Bin Qasim - I	GWh	11.625	2.107
	ii (a) Bin Qasim II - 560 MW with one compressor (SSGC)	GWh	29.939	20.700
	ii (b) Bin Qasim II - 560 MW with two compressors (SSGC)	GWh	24.590	51.257
	ii (c) Bin Qasim II - 560 MW with no compressor (PLL)	GWh	-	19.655
	ii (d) Bin Qasim II - 560 MW with one compressor (PLL)	GWh	58.697	38.297
	ii (e) Bin Qasim II - 560 MW with two compressors (PLL)	GWh	1.133	16.667
	iii Korangi Town Gas Turbine II	GWh	-	-
	iv Site Gas Turbine II	GWh	-	-
	v Korangi CCPP	GWh	-	0.587
	vi (a) BQPS III - Unit 1	GWh	167.959	299.178
	vi (b) BQPS III - Unit 2	GWh	81.878	310.746
	Total units sent out on LNG - KE	GWh	375.822	759.195
	4d **UNITS SENT OUT ON HSD**			
	I Korangi CCPP - 220 MW	GWh	-	-
	Total units sent out on HSD	GWh	-	-
	Total units sent out KE	GWh	519.883	882.821

Work Sheet - Generation Fuel Cost Variation

	DESCRIPTION		Mar-23	May-23
			Reference	Current
5	HEAT RATE AT BUS BAR (Note 2)			
Ia	Bin Qasim - I - FO -			
	Unit 1	Btu/kWh	10,844	10,844
	Unit 2	Btu/kWh	10,653	10,653
	Unit 3	Btu/kWh	12,818	12,818
	Unit 4	Btu/kWh	13,006	13,006
	Unit 5	Btu/kWh	10,614	10,614
	Unit 6	Btu/kWh	10,785	10,785
Ib	Bin Qasim - I - Gas			
	Unit 1	Btu/kWh	11,525	11,525
	Unit 2	Btu/kWh	11,277	11,277
	Unit 3	Btu/kWh	12,818	12,818
	Unit 4	Btu/kWh	13,006	13,006
	Unit 5	Btu/kWh	11,277	11,277
	Unit 6	Btu/kWh	11,667	11,667
ii (a)	Bin Qasim II - 560 MW with no compressor - Note 1	Btu/kWh	8,101	8,101
ii (b)	Bin Qasim II - 560 MW with one compressor - Note 1	Btu/kWh	8,238	8,238
ii (c)	Bin Qasim II - 560 MW with two compressors - Note 1	Btu/kWh	8,381	8,381
iii	Korangi Town Gas Turbine II	Btu/kWh	9,099	9,099
iv	Site Gas Turbine II	Btu/kWh	9,149	9,149
v	Korangi CCPP	Btu/kWh	8,477	8,477
vi	Korangi CCPP - HSD - Note 3	Btu/kWh	7,922	7,922
vii	BQPS III	Btu/kWh	6,381	6,381

Note 1: Heat rate for BQPS-II is based on Net Heat Rate with one compressor, two compressor and with no compressor adjusted for part load factor of 1.0152 as allowed by NEPRA in decision dated January 01, 2020. Accordingly auxiliary consumption with one compressor and with no compressor has been used based on auxiliary allowed under NEPRA's decision July 05, 2018 adjusted for reduction on auxiliary consumption.

Note 2: Heat Rates are based on NEPRA's determination for relevant plants except for BQPS III for which, the cost has been claimed the cost for the Month of May 2023 based on NEPRA allowed provisional heat rate at 6,381 BTU / KWh at 100% load.

Note 3: Heat Rate of KCCP (HSD) is based on NEPRA's decision dated Aug 04, 2022 against which KE has filed review motion. Any adjustment in this regard, would be claimed subsequent to NEPRA's final determination

Work Sheet - Generation Fuel Cost Variation

	DESCRIPTION			Mar-23	May-23
				Reference	Current
6	Calorific Value - Furnace Oil		Btu/kg	40,351	40,351
7	FUEL PRICES				
	7a	Fuel Price - Indigenous Gas	Rs./MMBTU	1,050	1,050
	7b	Fuel Price - Furnace Oil	Rs./Mton	125,982	129,598
	7c	Fuel Price - Furnace Oil	Rs./MMBTU	3,122	3,212
	7d	Fuel Price - LNG	Rs./MMBTU	3,807	3,908
	7e	Fuel Price - HSD	Rs./MMBTU	6,234	6,234
	7f	Fuel Price - HSD	Rs./Litre	228	228
	7g	Fuel Price - RLNG (PLL for BQPS III) - Note 4	Rs./MMBTU	3,477	3,323
	7h	Fuel Price - RLNG (PLL for BQPS II) - Note 4 & 5	Rs./MMBTU	3,486	3,327
8	COST OF FUEL				
	8a	Furnace oil			
	i	Bin Qasim - I			
		Unit 1	Mill Rs.	290.616	186.961
		Unit 2	Mill Rs.	1,525.905	1,177.497
		Unit 3	Mill Rs.	-	-
		Unit 4	Mill Rs.	-	-
		Unit 5	Mill Rs.	1,496.293	1,759.886
		Unit 6	Mill Rs.	735.475	711.371
		Total Cost of Furnace Oil - Bin Qasim - I	Mill Rs.	4,048.289	3,835.715
	8b	Indigenous Gas			
	i	Bin Qasim - I			
		Unit 1	Mill Rs.	3.565	0.938
		Unit 2	Mill Rs.	2.143	0.974
		Unit 3	Mill Rs.	-	-
		Unit 4	Mill Rs.	-	-
		Unit 5	Mill Rs.	51.266	0.799
		Unit 6	Mill Rs.	4.181	0.522
		Total Cost of Indigenous Gas - Bin Qasim - I	Mill Rs.	61.155	3.233
	ii (a)	Bin Qasim II - 560 MW with one compressor (SSGC)	Mill Rs.	82.910	28.389
	ii (b)	Bin Qasim II - 560 MW with two compressors (SSGC)	Mill Rs.	69.275	71.508
	iii	Korangi Town Gas Turbine II	Mill Rs.	-	-
	iv	Site Gas Turbine II	Mill Rs.	-	-
	v	Korangi CCPP	Mill Rs.	-	0.012
		Total Cost of Indigenous Gas - KE	Mill Rs.	213.340	103.142
	8c	LNG			
	i	Bin Qasim - I			
		Unit 1	Mill Rs.	29.193	27.273
		Unit 2	Mill Rs.	17.553	28.304
		Unit 3	Mill Rs.	-	-
		Unit 4	Mill Rs.	-	-
		Unit 5	Mill Rs.	419.821	23.238
		Unit 6	Mill Rs.	34.235	15.166
		Total Cost of LNG - Bin Qasim - I	Mill Rs.	500.803	93.981
	ii (a)	Bin Qasim II - 560 MW with one compressor (SSGC)	Mill Rs.	938.865	666.546
	ii (b)	Bin Qasim II - 560 MW with two compressors (SSGC)	Mill Rs.	784.465	1,678.970
	ii (c)	Bin Qasim II - 560 MW with no compressor (PLL)	Mill Rs.	-	529.817
	ii (d)	Bin Qasim II - 560 MW with one compressor (PLL)	Mill Rs.	1,685.507	1,049.836
	ii (e)	Bin Qasim II - 560 MW with two compressors (PLL)	Mill Rs.	33.106	464.780
	iii	Korangi Town Gas Turbine II	Mill Rs.	-	-
	iv	Site Gas Turbine II	Mill Rs.	-	-
	v	Korangi CCPP	Mill Rs.	-	19.448
	vi(a)	BQPS III - Unit 1	Mill Rs.	3,726.566	6,343.262
	vi(b)	BQPS III - Unit 2	Mill Rs.	1,816.665	6,588.530
		Total Cost of LNG - KE	Mill Rs.	9,485.976	17,435.170
	8d	HSD			
	i	Korangi CCPP	Mill Rs.	-	-
		Total Cost of HSD - KE	Mill Rs.	-	-
	Other Adjustments			(242.434)	
	Total cost of fuel - KE		a Mill Rs.	13,505.171	21,374.027

Work Sheet - Generation Fuel Cost Variation

	DESCRIPTION			Mar-23 Reference	May-23 Current
9	Variation in Cost of Fuel - KE				
9a	Units Sent Out - KE		GWh	519.883	882.821
9b	Units - Power Purchases		GWh	957.996	977.517
	Total Units Sent Out	b	GWh	1,477.880	1,860.338
9c	Cost per unit	c = a/b	Rs./kWh	9.138	11.489
9d	Variation per unit (Cost of Fuel - KE)		Rs./kWh		2.351
9e	Variation amount (Cost of Fuel - KE)		Mill Rs.		4,373.870

Note 4: KE had requested for basket rate prices determination for supply from PLL and OGRA determination for PLL supply to KE is awaited. Accordingly, the prices for RLNG are provisional and subject to adjustment based on OGRA determination in future.

Note 5: KE was able to get the RLNG from PLL to BQPS II in order to ensure optimum utilization of BQPS II. KE has claimed the cost of RLNG (PLL) for BQPS II based on weighted average rate for the month May 2023 as per PLL's invoices.

Work Sheet- Power Purchase

	DESCRIPTION			Mar-23 Current	May-23 Current
1	**POWER PURCHASES**				
	a TAPAL		GWh	39.877	50.098
	b GUL AHMED		GWh	33.809	47.269
	c CPPA-G		GWh	767.020	790.535
	d INT. STEELS LTD (ISL)		GWh	5.199	1.638
	e INT. INDUSTRIES LTD (IIL)		GWh	1.775	0.218
	f FPCL		GWh	35.958	13.666
	g SNPC I		GWh	24.874	23.952
	h SNPC II		GWh	24.223	24.444
	i OURSUN		GWh	8.586	8.642
	j GHARO SOLAR		GWh	9.962	10.891
	k LOTTE		GWh	0.569	0.157
	l LUCKY		GWh	0.126	0.256
	m NET METERING - Note 2		GWh	6.019	5.752
	TOTAL		GWh	957.996	977.517
2	**COST OF POWER PURCHASES - FUEL COST**				
	a TAPAL		Mill Rs.	900.755	1,388.655
	b GUL AHMED		Mill Rs.	724.291	1,249.442
	c CPPA-G - Note 1		Mill Rs.	7,289.681	7,811.830
	d INT. STEELS LTD (ISL)		Mill Rs.	61.130	19.260
	e INT. INDUSTRIES LTD (IIL)		Mill Rs.	20.965	-
	f FPCL		Mill Rs.	700.282	266.145
	g SNPC I		Mill Rs.	217.042	209.574
	i SNPC II		Mill Rs.	210.050	212.564
	i OURSUN		Mill Rs.	-	-
	j GHARO SOLAR		Mill Rs.	-	-
	k LOTTE		Mill Rs.	9.001	1.796
	l LUCKY		Mill Rs.	1.329	2.701
	m NET METERING - Note 2		Mill Rs	-	-
	TOTAL		Mill Rs.	10,134.527	11,161.966
3	**FUEL COST / UNIT**				
	a TAPAL		Rs./kWh	22.588	27.719
	b GUL AHMED		Rs./kWh	21.423	26.433
	c CPPA-G - Note 1		Rs./kWh	9.504	9.882
	d INT. STEELS LTD (ISL)		Rs./kWh	11.758	11.758
	e INT. INDUSTRIES LTD (IIL)		Rs./kWh	11.814	-
	f FPCL		Rs./kWh	19.475	19.475
	g SNPC I		Rs./kWh	8.726	8.750
	h SNPC II		Rs./kWh	8.672	8.696
	i OURSUN		Rs./kWh	-	-
	j GHARO SOLAR		Rs./kWh	-	-
	k LOTTE		Rs./kWh	15.818	11.442
	l LUCKY		Rs./kWh	10.550	10.550
	m NET METERING - Note 2		Rs./kWh	-	-
4	**VARIATION IN COST OF FUEL - POWER PURCHASES**				
	4a Cost of Fuel - Power Purchases	a	Mill Rs.	10,134.527	11,161.966
	Units Sent out:				
	Units Sent Out - KE		GWh	519.883	882.821
	Units - Power Purchases		GWh	957.996	977.517
	4b Total Units Sent Out	b	GWh	1,477.880	1,860.338
	4c Cost per unit	c = a/b	Rs./kWh	6.857	6.000
	4d Variation per unit (Cost of Fuel - Power Purchases)		Rs./kWh		(0.858)
	4e Variation amount (Cost of Fuel - Power Purchases)		Mill Rs.		(1,595.262)

Note 1: CPPA-G's fuel cost for the month of May 2023 is based on CPPAG's requested rate for May 2023 and is subject to be actualized based on NEPRA's Decision for May 2023.

Note 2: Excess Net Metering units for the month of May 2023 are 5.8 GWh net off units carried forward from April 2023. Total units 12.6 GWh (6.8 GWh for Apr 2023 and 5.8 GWh for May 2023) have been carried forward for future consumption till the end of the quarter. Accordingly, units out of 12.6 GWh adjusted in the next month's consumption will be taken as adjustment in next month's Power Purchase units. Further, the amount of these units will be claimed as a part of capacity cost in the quarterly adjustment for the period April 2023 to June 2023 as directed by the Authority in KE's FCA decision dated February 09, 2023.

Impact of Net Metering

Description	Unit	Legend	May-23
Load connected			
Commissioned load			
at May 1, 2023	MW	A	178.83
at May 31, 2023	MW	B	189.25
Average	MW	C= (A+B) / 2	184.04
Estimated Units at standard load factor of 18%	GWh	D= (C x 31 [1] x 24 [2] x 18%) / (10^3)	24.65
Units supplied by Net metering consumers to KE			
-Units netted off with supply to consumers (off-set at respective rates)	GWh	E	8.95
Excess Net Metering units for the month of May 2023 (Note-1)	GWh	F	5.75
Total units	**GWh**	**G= E + F**	**14.70**
Self Consumption by Net Metering consumers	GWh	H= D - G	9.95
Amount of units purchased (excluding taxes)			
-Amount of Units netted off with supply to consumers (off-set at respective rates)	PKR million	I	278.91
Total amount	**PKR million**	**J= I**	**278.91**
Cost per unit			
- Units netted off	PKR / kWh	K= I / E	31.17
Financial impact			
Average cost of fuel per unit sent out (KE and power purchase) (as filed in FCA)	PKR / kWh	L	17.49
Contribution margin per unit	PKR / kWh	M	4.72
Contribution loss on netted units with sales	PKR million	N= -(E x M)	(42.24)
Contribution loss on self consumption	PKR million	O= -(M x H)	(46.95)
Net loss	**PKR million**	**P = N + O**	**(89.19)**

Note 1:
Excess Net Metering units for the month of May 2023 are 5.8 GWh net off units carried forward from April 2023. Total units 12.6 GWh (6.8 GWh for Apr 2023 and 5.8 GWh for May 2023) have been carried forward for future consumption till the end of the quarter. Accordingly, units out of 12.6 GWh adjusted in the next month's consumption will be taken as adjustment in next month's Power Purchase units. Further, the amount of these units will be claimed as a part of capacity cost in the quarterly adjustment for the period April 2023 to June 2023 as directed by the Authority in KE's FCA decision dated February 09, 2023.

[1] No. of days in May

[2] No. of hours in a day

KE - BQPS - I Generation Statistics May-2023

ITEM		UNITS	UNIT NO. 1	UNIT NO. 2	UNIT NO. 5	UNIT NO. 6
CAPACITY	INSTALLED	MW	210	210	210	210
	GDC *		180	180	190	180
UNITS GENERATED	GAS	kWh	743,238	787,402	644,692	406,527
	HFO		5,841,762	37,407,598	55,963,308	22,251,473
	LDO		0	0	0	0
	GROSS		6,585,000	38,195,000	56,608,000	22,658,000
AUX. CONSUMPTION		kWh	1,543,185	2,978,715	4,347,610	1,967,450
		%	23.43	7.80	7.68	8.68
NET GENERATION		kWh	5,041,815	35,216,285	52,260,390	20,690,550
BUS BAR SENT OUT			5,114,625	34,823,625	52,046,875	20,421,875
REACTIVE UNITS		kVARh	2,222,000	8,841,000	18,502,000	9,535,000
TOTAL GAS VOLUME	NG	MCF	1,105.16	943.29	738.49	491.18
	LNG		8,630.47	7,366.40	5,767.05	3,835.74
	TOTAL GAS		9,735.62	8,309.69	6,505.54	4,326.92
FUEL CONSUMPTION	HFO	M Ton	1,893.23	9,767.24	13,971.99	5,859.65
	LDO	K Lit	0.00	0.00	0.00	0.00
SPECIFIC FUEL CONSUMPTION	GAS	CFt/kWh	13.099	10.553	10.091	10.644
	HFO	Kg/kWh	0.324	0.261	0.250	0.263
HEAT RATE	GROSS	BTU/kWh	13,077	10,536	10,074	10,626
	BUS BAR		16,637	11,556	10,957	11,790
THERMAL EFFICIENCY		%	26.09	32.38	33.87	32.11
GROSS CALORIFIC VALUES	GAS	BTU/CFt	998.35	998.35	998.35	998.35
	HFO	BTU/Lb	18,300	18,300	18,300	18,300
	LDO		19,000	19,000	19,000	19,000

SYED FAIZAN AHMED
Manager
BQPS-1 (Commercial)
K-ELECTRIC LIMITED

DGM (Performance)

SAQIB SHAHEEN
General Manager Operations
BQPS-1 Generation
K-ELECTRIC LIMITED

G. M. (Performance)

LATIFULLAH NIAZI
Plant Head BQPS-1
K-ELECTRIC LIMITED

PLANT HEAD (BQPS-I)

KE - BQPS - I Generation Statistics May-2023

ITEM		UNITS	May-2022	May-2023	Apr-2023
CAPACITY	INSTALLED	MW	840	840	840
	GDC *		730	730	730
UNITS GENERATED	GAS	kWh	52,025,850	2,581,859	2,463,153
	HFO		440,264,150	121,464,141	9,035,847
	HSDO/LDO		1,040	1,960	1,120
	GROSS		492,291,040	124,047,960	11,500,120
AUXILIARY CONSUMPTION		kWh	31,839,040	10,836,960	4,087,120
		%	6.47	8.74	35.54
NET GENERATION		kWh	460,452,000	113,211,000	7,413,000
BUS BAR SENT OUT			456,691,000	112,407,000	7,339,000
REACTIVE UNITS		kVARh	127,365,000	39,100,000	4,788,000
TOTAL GAS VOLUME	NG	MCF	80,705.58	3,278.11	16,306.01
	LNG		431,605.83	25,599.66	38,095.22
	TOTAL GAS		512,311.42	28,877.77	54,401.23
FUEL CONSUMPTION	HFO	M.TON	107,563.35	31,492.11	2,917.78
	LDO	LITRE	520.00	980.00	560.00
SPECIFIC FUEL CONSUMPTION	GAS	CFt/kWh	9.85	11.18	22.09
	HFO	Kg/kWh	0.24	0.26	0.32
	LDO	Litre/kWh	0.50	0.50	0.50
HEAT RATE	GROSS	BTU/kWh	9,857	10,477	14,988
	BUS BAR		10,620	11,562	23,485
THERMAL EFFICIENCY		%	34.62	32.57	22.77
COST OF FUELS	NG	Rs.	69,189,735	3,595,832	17,344,318
	LNG		1,991,395,951	99,890,575	146,970,603
	TOTAL GAS		2,060,585,686	103,486,407	164,314,921
	HFO		17,012,040,279	4,027,804,775	360,962,278
	LDO		16,346	31,105	17,774
	TOTAL		19,072,642,311	4,131,322,287	525,294,973
COST OF FUELS PER UNIT GENERATED	GAS	Rs.	39.61	40.08	66.71
	HFO		38.64	33.16	39.95
	LDO		15.72	15.87	15.87
	AVERAGE		38.74	33.30	45.68
SENTOUT COST / UNIT		Rs.	41.42	36.49	70.86
BUSBAR SENT OUT COST			41.74	36.75	71.58
GROSS CALORIFIC VALUE	GAS	BTU/CFt	999.31	998.35	1,003.71
	HFO	BTU/Lb	18,300	18,300	18,300
	LDO		19,000	19,000	19,000

Unit-3 Put-Off on 01-10-20 at 19:42 hrs for decommissioning / Resynchronized for interim period to meet summer demand/ Put-Off on 15-08-21 at 13:35 hrs for decommissioning
Unit-4 Put-Off on 20-09-20 at 14:09 hrs for decommissioning US GDC Revised from 01-07-21

SYED FAIZAN SHAHID
Manager
BQPS-I (Generation)
K-ELECTRIC LIMITED
DGM (Performance)

SAQIB SHAHEEN
General Manager Operations
BQPS-I Generation
K-ELECTRIC LIMITED
G. M. (Performance)

LATIFULLAH NIAZI
Plant Head BQPS-I
K-ELECTRIC LIMITED
PLANT HEAD (BQPS-I)

K-ELECTRIC LIMITED
560 MW CCPP, BIN QASIM POWER STATION-II

GENERATION STATISTICS COMPARISON

BIN QASIM POWER STATION-II

ITEM		UNITS	May-22	April-23	May-23
CAPACITY	INSTALLED (ISO CONDITIONS/ KE LICENSE)	MW	572.67	572.67	572.67
	DEPENDABLE		525.58	525.58	525.58
UNITS GENERATED	SSGC GAS with Two Compressor	kWh	372,878,000	-	63,247,647
	SSGC GAS with One Compressor		-	117,677,097	25,122,775
	PLL RLNG with Two Compressor		-	-	17,751,353
	PLL RLNG with One Compressor		-	132,899,903	40,118,225
	PLL RLNG without Compressor		-	1,946,000	20,257,000
	HSDO		-	-	
	GROSS		372,878,000	252,523,000	166,497,000
AUXILIARY CONSUMPTION	GAS	kWh		6,084,633	5,819,815
	PLL RLNG			6,972,367	5,145,185
	ToTal		21,375,000	13,057,000	10,965,000
	RATIO	%	5.73%	5.17%	6.59%
NET GENERATION		kWh	351,503,000	239,466,000	155,632,000
BUSBAR SENT OUT	GAS	kWh		111,413,052	82,450,824
	PLL RLNG			127,667,948	72,893,176
	ToTal		351,038,000	239,081,000	155,344,000
REACTIVE UNITS		kVARh	66,851,000	34,010,000	32,523,000
FUEL CONSUMPTION	GAS	MCF	135,353.63	283,334.01	96,707.87
	LNG	MCF	2,754,530.99	646,824.48	610,001.97
	PLL RLNG	MCF	-	991,650.90	576,122.77
	HSDO	M.TON	-	-	-
	LDO	LITRE	-	-	-
SPECIFIC FUEL CONSUMPTION	GAS / LNG	CFt/kWh	7.75	7.90	8.00
	PLL RLNG	CFt/kWh		7.35	7.37
	HSDO	Kg/kWh	-	-	-
	LDO	Litre/kWh	-	-	-
HEAT RATE	GROSS	BTU/kWh	7,745	7,978	7,951
	BUS BAR		8,227	8,427	8,522
THERMAL EFFICIENCY		%	44.06%	42.77%	42.91%
COST OF FUELS Without GST(2)	GAS	Rs	115,959,386	298,674,738	101,445,766
	LNG		12,709,193,081	2,495,436,057	2,380,244,355
	PLL RLNG			3,571,055,069	2,057,465,942
	HSDO		-	-	-
	LDO		-	-	-
	TOTAL		12,825,152,467	6,365,165,864	4,539,156,063
COST OF FUELS PER UNIT GENERATED	GAS / LNG	Rs	34.40	23.74	28.08
	PLL RLNG		-	26.48	26.34
	HSDO		-	-	
	LDO		-	-	
	AVERAGE		34.40	25.21	27.26
SENTOUT COST / UNIT		Rs	36.49	26.58	29.18
BUSBAR SENT OUT COST			36.53	26.62	29.22
GROSS CALORIFIC VALUE	GAS	BTU/CFt	999.31	1,003.71	998.35
	PLL RLNG	BTU/CFt	-	1,090.15	1,073.26
	HSDO	BTU/Ltr	-	-	
	LDO		19,590.00	19,590.00	19,590.00
Average load		MW	501.18	350.73	223.79

Note

1. Fuel Gas & LNG Consumption are based on SSGC billed gas volume. Only total volume is verified.
2. SSGC metered GCV is 0.10 % (0.97 BTU/SCF) higher than Plant Metering.

M. MASHOOD AHMAD
DM Performance
Generation
K-ELECTRIC LIMITED

DM (PERFORMANCE)

HARIS (PERFORMANCE)
Generation
K-ELECTRIC LIMITED

05-06-23
MUHAMMAD ZUBAIR KHAN
Plant Head-BQPS-II
Generation
K-ELECTRIC LIMITED

PLANT HEAD (BQPS-II)

K-ELECTRIC Limited

GENERATION STATISTICS FOR 248 MW CCPP Korangi Creek

ITEM	ITEMS	UNITS	May-23	May-22	* Apr-23
CAPACITY	ISO /KE Gen License	MW	247.5	247.492	247.5
Gross Dependable Capacity		MW	227	227	227
UNITS GENERATED	GAS	KWH	632,100.00	5,830,334.90	102,900.00
	HSD		-	88,560,465.10	-
	GROSS		632,100.00	94,390,800.00	102,900.00
AUX. CONSUMPTION	UNITS	KWH	387,001.00	4,040,900.00	247,416.00
	RATIO	%	61.22%	4.28%	240.44%
NET-GENERATION		KWH	245,099.00	90,349,900.00	(144,516.00)
BUS BAR SENT OUT			166,000.00	89,993,000.00	(224,000.00)
REACTIVE. UNITS		KVARH	131,100.00	23,035,300.00	20,700.00
FUEL CONSUMPTION	Total Gas	MSCF	5,902.67	47,542.74	1,119.41
	NG	MSCF	14.06	3,941.99	333.25
	LNG	MSCF	5,888.62	43,600.75	786.15
	Total HSD	Liters	-	18,725,027.17	-
SPECIFIC FUEL CONSUMPTION	GAS/LNG	SCF/KWH	9.34	8.15	10.88
	HSD	Liter/KWH	-	0.21	-
HEAT RATE	GROSS	BTU/KWH	9,426.33	7,693.64	10,969.68
	SENT OUT		35,893.89	8,069.62	-
THERMAL EFF.	Gross	%	36.20	44.35	31.11
	Sent Out		9.51	42.28	0.00
COST OF FUELS	GAS	RS	83,193.67	3,451,996.51	421,140.86
	LNG		23,232,717.67	201,632,204.37	3,047,060.10
	TOTAL GAS+LNG		23,315,911.33	205,084,200.88	3,468,200.96
	TOTAL HSD		-	2,721,984,464.87	-
COST OF FUELS PER UNIT GENERATED	Gross	RS/KWHR	36.89	31.01	33.70
NET GENERATION COST/UNIT		RS/KWHR	95.13	32.40	-
BUS BAR SENT OUT COST / UNIT			140.46	32.53	-
GROSS CALORIFIC VALUE	GAS/LNG	BTU/CFt	1,009.44	1,001.60	1,008.37
Cost of Gas		RS/MSCF	3,950.06	4,313.68	3,098.25
GROSS CALORIFIC VALUE	HSD	GCV (BTU/LB)	19,936	19,793.00	19,936
DENSITY		kg/m3	833.1	830.50	833.1
Cost of HSD		RS/LITER	-	145.37	-
			23,315,911.33	205,084,200.88	3,468,200.96

General Note:

1. Cost of Gas & Oil is exclusive of GST.
2. Heat Rate calculations are based on GCV 1009.44 BTU/SCF (for the month of May-2023)
3. Individual Auxiliary Energy Meters of GT and STG not available.
4. Meter Rent included in Gas Charges.
5. KTPS Gas charges included.
6. Steam Turbine generation on HSD is calculated based weighted average on daily basis. No separate energy metering is available.
7. HSD density and CV is used from HSD test report from third party.

SOHAIB KHALID
Assistant Manager-Performance, HSE and Engg (Generation)
K-ELECTRIC LIMITED

MUHAMMAD ABDULLAH KHAN
Plant Head
CCPP
K-ELECTRIC LIMITED

K-ELECTRIC LIMITED
BIN QASIM POWER STATION-III

GENERATION STATISTICS COMPARISON

BIN QASIM POWER STATION-III

ITEM		UNITS	April-23	May-23
CAPACITY	INSTALLED (ISO CONDITIONS/ KE LICENSE)	MW	942.32	942.32
	INSTALLED (SITE CONDITIONS) *		918.40	918.40
	DEPENDABLE		918.40	918.40
UNITS GENERATED	GAS	kWh	423,153,700	622,670,100
	GROSS		423,153,700	622,670,100
AUXILIARY CONSUMPTION	UNIT	kWh	8,967,000	11,916,000
	RATIO	%	2.12%	1.91%
NET GENERATION		kWh	414,186,700	610,754,100
BUSBAR SENT OUT			412,627,600	608,414,000
REACTIVE UNITS		kVARh	53,360,200	98,532,000
OPERATING TIME		HRS	720.00	744.00
SHUT DOWN	PLANNED		-	-
	FORCED		-	-
	STANDBY		-	-
TOTAL HOURS			720.00	744.00
STATION LOAD	MAX	MW	913.0	911.0
	MIN		30.0	443.0
NO OF SHUTDOWNs----Forced/Planned/Standby			0/0/0	0/0/0
LOAD FACTOR		%	64.37%	91.87%
PLANT FACTOR wrt INSTALLED			63.99%	91.13%
PLANT FACTOR wrt GDC			63.99%	91.13%
AVAILABILITY FACTOR			100.00%	100.00%
RELIABILITY FACTOR			100.00%	100.00%
POWER FACTOR		-	0.992	0.988
FUEL CONSUMPTION	RLNG	MMSCF	2,550.86	3,680.94
FUEL CONSUMPTION	RLNG	MMBTU	2,728,764.04	3,968,239.00
SPECIFIC FUEL CONSUMPTION	RLNG	CFt/kWh	6.03	5.91
HEAT RATE	GROSS - HHV	BTU/kWh	6,448.64	6,372.94
	BUS BAR - HHV		6,613.14	6,522.27
THERMAL EFFICIENCY - GROSS HHV		%	52.91%	53.54%
COST OF FUELS Without GST	RLNG	Rs.	8,991,688,301	13,185,361,399
GROSS CALORIFIC VALUE	GAS	BTU/CFt	1,069.74	1,078.05
Average load		MW	588	837

Note:

** Capacity pertains to Unit-1 & Unit-2*

UMER KHALID
Manager Performance
900 MW BQPS-3
K-ELECTRIC LIMITED
Manager Performance

UMER KHALID
Manager Performance
900 MW BQPS-3
K-ELECTRIC LIMITED
GM Operations

Plant Head

GENERATION STATISTICS COMPARISON
BIN QASIM POWER STATION-III

			Unit-1		Unit-2
		UNITS	1-May-23 to 9-May-23	10-May-23 to 31-May-23	May-23
CAPACITY	INSTALLED (ISO CONDITIONS/ KE LICENSE)	MW	471.16	471.16	471.16
	INSTALLED (SITE CONDITIONS) *		459.20	459.20	459.20
	DEPENDABLE		459.20	459.20	459.20
UNITS GENERATED	GAS	kWh	74,953,500	230,476,700	317,239,900
	GROSS		74,953,500	230,476,700	317,239,900
AUXILIARY CONSUMPTION	UNIT	kWh	1,434,381	4,410,619	6,071,001
	RATIO	%	1.91%	1.91%	1.91%
NET GENERATION		kWh	73,519,119	226,066,081	311,168,899
BUSBAR SENT OUT			73,237,431	225,199,911	309,976,658
REACTIVE UNITS		kVARh	11,322,300	67,913,900	19,295,800
OPERATING TIME		HRS	-	528.00	733.70
SHUT DOWN HRS	PLANNED		-	-	10.30
	FORCED		-	-	-
STANDBY HRS			-	-	-
TOTAL HRS			-	528.00	744.00
LOAD	MAXIMUM	MW	456.00	455.00	455
	MINIMUM		-	250.00	-
SHUT DOWN Nos.	PLAN / ST BY	No.	-	0/0	1/0
	FORCED		-	-	-
LOAD FACTOR		%	-	95.94%	95.03%
PLANT FACTOR wrt INSTALLED			-	95.06%	92.86%
PLANT FACTOR wrt GDC			-	95.06%	92.86%
AVAILABILITY FACTOR			-	100.00%	98.62%
RELIABILITY FACTOR			-	100.00%	100.00%
POWER FACTOR			0.989	0.959	0.998
FUEL CONSUMPTION	RLNG	MMSCF	455.03	1,349.31	1,876.60
FUEL CONSUMPTION	RLNG	MMBTU	482,623.91	1,463,780.63	2,021,834.47
SPECIFIC FUEL CONSUMPTION	RLNG	CFI/kWh	6.07	5.85	5.92
HEAT RATE	GROSS - HHV	BTU/kWh	6,438.98	6,351.10	6,373.20
	BUS BAR - HHV		6,589.85	6,499.92	6,522.54
THERMAL EFFICIENCY - GROSS HHV		%	52.99%	53.73%	53.54%
GROSS CALORIFIC VALUE	GAS	BTU/CFI	1,060.63	1,084.84	1,077.39
Average load		MW	347	437	426

Note:

1. Auxiliary consumption adjusted proportionately for individual units.

2. USO adjusted proportionately for individual units.

** Capacity pertains to Unit-1 & Unit-2*

UMER KHALID
Manager Performance
BQPS-2 Generations
K-ELECTRIC LIMITED
Manager Performance

UMER KHALID
Manager Performance
900 MW BQPS-3
K-ELECTRIC LIMITED
GM Operations

AMIR FAYYAZ KHAN
Deputy Director (Plant Head)
900 MW CCPP, BQPS-III
K-ELECTRIC LIMITED
Plant Head

KGT-PERF-SOP-N001-F02

K- ELECTRIC LTD.

KGTPS Generation Statistics Comparison May-23

ITEMS		UNITS	May-22	May-23	Apr-23
CAPACITY	INSTALLED (ISO)	MW	106.81	107.31	107.31
	DEPENDABLE		97.50	95.51	95.51
UNITS GENERATED	GAS	kWh	10,577,530	0	8,477
	GROSS		10,577,530	0	8,477
AUXILIARY CONSUMPTION	UNIT	kWh	504,050	96,859	92,977
	RATIO	%	4.77%	-	-
NET GENERATION		kWh	10,073,480	-96859	-84500
BUSBAR SENT OUT			9,909,230	-115,270	-102,880
REACTIVE UNITS		kVARh	962,650		1,065
FUEL CONSUMPTION	Total Gas	MCF	103,088	-	88.5
	GAS	MCF	14,096	-	26.4
	LNG	MCF	88,993	-	62.1
SPECIFIC FUEL CONSUMPTION	GAS/LNG	MCF/kWh	0.010	-	0.010
HEAT RATE (1)	GROSS	BTU/kWh	9,207	0	10,009
	BUSBAR		9,828	0	-825
THERMAL EFFICIENCY		%	37.06	0.00	34.09
COST OF FUELS	GAS	Rs.	11,477,579	94,694	92,410
	LNG		388,163,256	-	228,717
	TOTAL		399,640,835	94,694	321,127
COST OF FUELS PER UNIT GENERATED (2)	GAS/LNG	Rs.	37.78	-	37.88
	AVERAGE		37.78	-	37.88
SENTOUT COST/UNIT(2)		Rs.	39.67	-	-
BUSBAR SENT OUT COST(2)			40.33	-	-
GROSS CALORIFIC VALUE	GAS/LNG	BTU/CFt	944.69	960.35	958.52
Average load		MW	14.22	-	0.01

1-Heatrate and efficiency not calculated due to zero generation.

2- Cost of generation per unit is not calculated due to zero generation.

JUNAID WASEEM
Manager Operations
Generations-SGTPS
Junaid Waseem-ECTRIC LIMITED

Manager Performance
SGTPS & KGTPS

SYED ZEESHAN MUMTAZ
Syed Zeeshan Mumtaz (S&K Plants)
K-ELECTRIC LIMITED

Deputy Director
(Plant Head)
SGTPS & KGTPS

SGT-PERF-SOP-N001-F02

K- ELECTRIC LTD.

SGTPS Generation Statistics Comparison May-23

ITEMS		UNITS	May-22	May-23	Apr-23
CAPACITY	INSTALLED (ISO)	MW	107.31	107.31	107.31
	DEPENDABLE		96.25	96.19	96.19
UNITS GENERATED	GAS	kWh	12,194,643	0	0
	GROSS		12,194,643	0	0
AUXILIARY CONSUMPTION	UNIT	kWh	534,370	120,836	109,935
	RATIO	%	4.38%	-	-
NET GENERATION		kWh	11660273	-120836	-109935
BUSBAR SENT OUT			11,492,220	-139,200	-126,330
REACTIVE UNITS		kVARh	1,271,727	0	0
FUEL CONSUMPTION	Total Gas	MCF	112,462	-	1.03
	GAS	MCF	12,239	-	0.32
	LNG	MCF	100,223	-	0.71
SPECIFIC FUEL CONSUMPTION	GAS/LNG	MCF/kWh	0.009	-	-
HEAT RATE (1)	GROSS	BTU/kWh	9,349	-	-
	BUSBAR		9,920	-	-
THERMAL EFFICIENCY		%	36.50	-	-
COST OF FUELS	GAS	Rs.	10,638,587	63,296	33,902
	LNG		469,099,277	-	31,398
	TOTAL		479,737,864	63,296	65,300
COST OF FUELS PER UNIT GENERATED (2)	GAS/LNG	Rs.	39.34	-	-
	AVERAGE		39.34	-	-
SENTOUT COST/UNIT (2)		Rs.	41.14	-	-
BUSBAR SENT OUT COST (2)			41.74	-	-
GROSS CALORIFIC VALUE	GAS/LNG	BTU/CFt	1013.74	1,004.30	1,010.58
Average load		MW	16.39	-	-

1-Heatrate and efficiency not calculated due to zero generation.

2- Cost of generation per unit is not calculated due to zero generation.

JUNAID WASEEM
Manager Operations
Generations-SGTPS
K-ELECTRIC LIMITED

Junaid Waseem
Manager Performance
SGTPS & KGTPS

SYED ZEESHAN MUMTAZ
Plant Head (SGK Plants)
K-ELECTRIC LIMITED

Syed Zeeshan Mumtaz
Deputy Director
(Plant Head)
SGTPS & KGTPS

FO Details - May 2023

S.No	Vendor	Invoice Date	GRN Date	Invoice	Quantity	Amount
1	PSO	18.05.2023	24.05.2023	9603115509	1,999	267,150,229
2	PSO	18.05.2023	24.05.2023	9603115514	1,997	266,918,070
3	PSO	19.05.2023	24.05.2023	9603118831	2,004	271,976,084
4	PSO	22.05.2023	29.05.2023	9603133006	2,490	327,647,515
5	PSO	23.05.2023	29.05.2023	9603133007	2,486	337,413,837
6	PSO	24.05.2023	30.05.2023	9603138253	2,983	404,833,906
7	PSO	26.05.2023	30.05.2023	9603144014	2,991	393,647,698
8	PSO	26.05.2023	30.05.2023	9603144015	3,408	462,557,086
9	PSO	28.05.2023	31.05.2023	9603147314	3,582	486,125,713
10	PSO	29.05.2023	31.05.2023	9603147316	3,482	458,241,341
					27,423	**3,676,511,478**

PSO	Mtrs	PKR '000
Opening as at May-23	**33,068**	**4,099,014**
Purchases May-23	**27,423**	**3,676,511**

Date	Quantity	Amount '000
08-May-23	(21)	(2,594)
08-May-23	(5)	(563)
09-May-23	(800)	(99,164)
09-May-23	(530)	(65,649)
11-May-23	(158)	(19,615)
15-May-23	(461)	(57,101)
15-May-23	(37)	(4,567)
15-May-23	(152)	(18,816)
15-May-23	(109)	(13,549)
15-May-23	(116)	(14,327)
18-May-23	(134)	(16,553)
19-May-23	(118)	(15,229)
19-May-23	(635)	(82,066)
27-May-23	(441)	(56,932)
27-May-23	(56)	(7,255)
27-May-23	(506)	(65,398)
27-May-23	(121)	(15,602)
28-May-23	(204)	(26,349)
28-May-23	(117)	(15,126)
29-May-23	(586)	(75,778)
29-May-23	(29)	(3,705)
30-May-23	(122)	(15,766)
30-May-23	(645)	(83,379)
31-May-23	(187)	(24,129)
31-May-23	(106)	(13,608)
31-May-23	(232)	(29,656)
31-May-23	(300)	(38,827)
31-May-23	(934)	(119,626)
31-May-23	(501)	(64,091)
31-May-23	(1,048)	(134,196)
31-May-23	(729)	(93,352)
31-May-23	(224)	(28,940)
31-May-23	(774)	(99,050)
31-May-23	(1,068)	(136,805)
31-May-23	(913)	(116,878)
31-May-23	(511)	(65,442)

31-May-23	(622)	(79,655)
31-May-23	(218)	(27,875)
31-May-23	(792)	(101,418)
31-May-23	(714)	(91,411)
31-May-23	(180)	(23,050)
31-May-23	(1,044)	(133,717)
31-May-23	(980)	(125,548)
31-May-23	(1,103)	(141,251)
31-May-23	(829)	(106,184)
31-May-23	(24)	(3,030)
31-May-23	(6)	(757)
31-May-23	(662)	(84,805)
31-May-23	(863)	(110,571)
31-May-23	(61)	(7,806)
31-May-23	(187)	(23,913)
31-May-23	(147)	(18,935)
31-May-23	(625)	(80,091)
31-May-23	(788)	(100,967)
31-May-23	(687)	(87,989)
31-May-23	(136)	(17,420)
31-May-23	(361)	(46,193)
31-May-23	(140)	(18,139)
31-May-23	(1,105)	(141,479)
31-May-23	(822)	(105,307)
31-May-23	(318)	(40,669)
31-May-23	(1,048)	(134,206)
31-May-23	(71)	(9,051)
31-May-23	(678)	(86,778)
31-May-23	(672)	(86,115)
31-May-23	(228)	(29,132)
31-May-23	(697)	(89,272)
31-May-23	(45)	(5,861)
31-May-23	(641)	(82,777)
31-May-23	(18)	(2,291)
31-May-23	(1,045)	(133,783)
02-May-23	18	2,198
15-May-23	153	19,713
15-May-23	521	67,322
31-May-23	18	2,291
02-May-23	(18)	(2,198)
	(31,492)	**(4,027,805)**
Consumption May-23		
Closing as at May 23	**28,999**	**3,747,721**

Issuance

Material Stocks Between 01.05.2023 and 31.05.2023

Valuation Area: PS01
Material: 950005
Description: OIL, FURNACE OIL
Batch:

Stock/Value on 01.05.2023	33,069.761- MT		4,098,014,161.32 PKR
Total/Val. of Receipts	28,121.781 MT		3,968,634,855.83 PKR
Total/Value of Issues	33,251.916- MT		4,118,736,162.72- PKR
Stock/Value on 31.05.2023	28,068.536 MT		3,947,726,424.25 PKR

Plant	Mvt	Posting Date	Quantity	Amount in LC	Mat. Doc.	S	Val. Type	Batch	User Name	Item	Time	Entry Date	Time
BQ04	262	02.05.2023	15.780-	2,257,995.67	4904579949				MAYAMIL		1	02.05.2023	14:58:02
BQ04	702	02.05.2023	15.780	2,257,995.67-	4904579961				MAYAMIL		1	02.05.2023	14:59:59
BQ04	261	02.05.2023	20.000-	2,864,141.20-	4904582829				MAYAMIL		1	18.05.2023	17:58:11
BQ04	701	02.05.2023	1.500-	182,588.25-	4904583821				MAYAMIL		1	18.05.2023	17:40:12
BQ04	261	03.05.2023	150.000-	21,631,538.25-	4904582822				MAYAMIL		1	18.05.2023	17:41:21
BQ04	701	03.05.2023	150.000-	21,631,538.25-	4904582823				MAYAMIL		1	18.05.2023	17:42:16
BQ04	261	11.05.2023	15.000-	2,165,213.55-	4904582788				MAYAMIL		1	18.05.2023	17:20:07
BQ04	701	15.05.2023	15.000	2,165,213.55	4904582789				MAYAMIL		1	18.05.2023	17:20:52
BQ04	261	15.05.2023	400.000-	57,521,499.91-	4904582784				MAYAMIL		1	18.05.2023	17:21:38
BQ04	701	15.05.2023	115.000-	16,539,067.54-	4904582786				MAYAMIL		1	18.05.2023	17:22:42
BQ04	261	15.05.2023	100.000-	14,378,711.10-	4904582787				MAYAMIL		1	18.05.2023	17:23:34
BQ04	701	15.05.2023	100.000-	14,378,711.10-	4904582788				MAYAMIL		1	18.05.2023	17:24:23
BQ04	702	15.05.2023	182.590	19,712,713.65	4904590826				MAYAMIL		1	01.06.2023	16:15:13
BQ04	702	15.05.2023	5204.510	67,521,504.91	4904590821				MAYAMIL		1	01.06.2023	16:16:46
BQ04	261	18.05.2023	100.000-	14,453,754.60-	4904582834				MAYAMIL		1	18.05.2023	17:43:28
BQ04	701	18.05.2023	10.000-	1,445,375.46-	4904581226				MAYAMIL		1	02.06.2023	10:52:51
BQ04	261	19.05.2023	2000	14,453,754.60-	4904581227				MAYAMIL		1	02.06.2023	10:54:23
BQ04	701	27.05.2023	150.000-	19,501,857.75-	4904580963				MAYAMIL		1	01.06.2023	16:32:16
BQ04	261	27.05.2023	500.000-	65,121,498.50-	4904580965				U00015173		1	01.06.2023	16:33:38
BQ04	701	27.05.2023	300.000-	39,072,899.70-	4904580966				MAYAMIL		1	01.06.2023	16:33:57
BQ04	261	27.05.2023	91.000-	11,845,438.23-	4904580969				U00015173		1	01.06.2023	16:35:03
BQ04	261	28.05.2023	300.000-	39,115,053.60-	4904580952				MAYAMIL		1	01.06.2023	16:42:20
BQ04	261	26.05.2023	100.000-	13,038,351.20-	4904580984				U00015175		1	01.06.2023	16:42:51
BQ04	261	29.05.2023	500.000-	65,191,755.50-	4904580969				MAYAMIL		1	01.06.2023	16:41:13
BQ04	261	29.05.2023	50.000-	6,597,021.75-	4904580990				U00015175		1	01.06.2023	16:41:14
BQ04	261	30.05.2023	500.000-	65,378,253.50-	4904580980				U00015173		1	01.06.2023	16:35:27
BQ04	261	26.05.2023	150.000-	19,557,526.65-	4904581224				MAYAMIL		1	02.06.2023	10:50:29
BQ04	261	31.05.2023	500.000-	65,510,958.50-	4904580589				MAYAMIL		1	31.05.2023	10:17:45
BQ04	261	31.05.2023	500.000-	65,510,958.50-	4904585715				U00015175		1	31.05.2023	19:26:14
BQ04	261	31.05.2023	1,000.000-	131,021,917.00-	4904589714				U00015173		1	31.05.2023	10:27:46
BQ04	261	31.05.2023	1,000.000-	131,021,917.00-	4904585715				U00015175		1	31.05.2023	19:30:19
BQ04	261	31.05.2023	500.000-	65,510,958.50-	4904589718				U00015173		1	31.05.2023	10:24:01
BQ04	261	31.05.2023	22.500-	2,929,793.32-	4904585723				U00015175		1	31.05.2023	19:39:41
BQ04	261	31.05.2023	175.000-	22,928,812.75-	4904589725				U00015173		1	31.05.2023	10:41:04
BQ04	261	31.05.2023	500.000-	65,510,958.50-	4904585726				U00015175		1	31.05.2023	19:43:24
BQ04	261	31.05.2023	300.000-	39,306,575.10-	4904589727				U00015173		1	31.05.2023	10:46:19
BQ04	261	31.05.2023	1,000.000-	131,021,917.00-	4904585736				U00015175		1	31.05.2023	19:47:53
BQ04	261	31.05.2023	500.000-	65,510,958.50-	4904589729				U00015173		1	31.05.2023	10:51:48
BQ04	261	31.05.2023	231.000-	30,262,304.91-	4904585760				U00015175		1	31.05.2023	19:53:13
BQ04	261	31.05.2023	700.000-	91,715,241.90-	4904589761				U00015173		1	31.05.2023	10:54:32
BQ04	261	31.05.2023	250.000-	32,755,479.25-	4904585765				U00015175		1	31.05.2023	19:55:59
BQ04	261	31.05.2023	715.000-	93,691,882.03-	4904589764				U00015173		1	31.05.2023	10:57:04
BQ04	261	31.05.2023	5.000-	655,054.59-	4904589766				U00015173		1	31.05.2023	10:56:16
BQ04	261	31.05.2023	232.000-	30,391,813.54-	4904585766				U00015175		1	31.05.2023	19:58:31
BQ04	261	31.05.2023	850.000-	111,368,229.45-	4904589769				U00015173		1	31.05.2023	11:01:01
BQ04	261	31.05.2023	50.000-	6,550,445.85-	4904585782				U00015175		1	31.05.2023	11:02:27
BQ04	261	31.05.2023	80.000-	10,480,712.68-	4904589783				U00015173		1	31.05.2023	11:04:41
BQ04	261	31.05.2023	277.000-	36,284,765.17-	4904585784				U00015175		1	31.05.2023	11:06:03
BQ04	261	31.05.2023	75.000-	9,826,437.53-	4904589785				U00015173		1	31.05.2023	11:12:38
BQ04	261	31.05.2023	700.000-	91,715,241.90-	4904585815				U00015175		1	31.05.2023	11:13:49
BQ04	261	31.05.2023	850.000-	111,368,229.45-	4904589812				U00015173		1	31.05.2023	11:15:16
BQ04	261	31.05.2023	850.000-	111,368,229.45-	4904585814				U00015175		1	31.05.2023	11:16:40
BQ04	261	31.05.2023	850.000-	111,368,229.45-	4904589816				U00015173		1	31.05.2023	11:17:55
BQ04	261	31.05.2023	850.000-	111,368,229.45-	4904585817				U00015175		1	31.05.2023	11:22:11
BQ04	261	31.05.2023	850.000-	111,368,229.45-	4904589840				U00015173		1	31.05.2023	11:25:15
BQ04	261	31.05.2023	850.000-	111,368,229.45-	4904585841				U00015175		1	31.05.2023	11:26:29
BQ04	261	31.05.2023	850.000-	111,368,229.45-	4904589842				U00015173		1	31.05.2023	11:21:13
BQ04	261	31.05.2023	850.000-	111,368,229.45-	4904585844				U00015175		1	31.05.2023	11:34:09
BQ04	261	31.05.2023	850.000-	111,368,229.45-	4904589845				U00015173		1	31.05.2023	11:35:44
BQ04	261	31.05.2023	850.000-	111,368,229.45-	4904585847				U00015175		1	31.05.2023	11:40:52
BQ04	261	31.05.2023	850.000-	111,368,229.45-	4904589849				U00015173		1	31.05.2023	11:42:47
BQ04	261	31.05.2023	1,047.000-	137,155,512.11-	4904585851				U00015175		1	31.05.2023	11:43:57
BQ04	261	31.05.2023	1,000.000-	131,021,917.00-	4904589825				U00015173		1	31.05.2023	11:45:35
BQ04	261	31.05.2023	850.000-	111,368,229.45-	4904589834				U00015173		1	31.05.2023	12:01:35
BQ04	261	31.05.2023	250.000-	32,755,479.25-	4904589898				U00015173		1	31.05.2023	12:03:06
BQ04	261	31.05.2023	1,000.000-	131,021,917.00-	4904585837				U00015173		1	31.05.2023	12:05:31
BQ04	261	31.05.2023	3,035.000-	397,526,617.95-	4904589898				U00015173		1	31.05.2023	12:06:31
BQ04	261	31.05.2023	300.000-	39,306,575.10-	4904590961				MAYAMIL		1	01.06.2023	16:31:04
BQ04	261	31.05.2023	175.000-	22,928,812.75-	4904590962				U00015173		1	01.06.2023	16:31:56
BQ04	261	31.05.2023	250.000-	32,755,479.25-	4904590981				MAYAMIL		1	01.06.2023	16:35:41
BQ04	261	31.05.2023	250.000-	32,755,479.25-	4904590984				U00015173		1	01.06.2023	16:36:23
BQ04	261	31.05.2023	150.000-	19,653,287.55-	4904590985				MAYAMIL		1	01.06.2023	16:38:36
BQ04	261	31.05.2023	175.000-	22,928,812.75-	4904590988				U00015173		1	01.06.2023	16:39:41
BQ04	261	31.05.2023	50.000-	6,550,445.85-	4904590987				MAYAMIL		1	01.06.2023	16:39:51
BQ04	261	31.05.2023	27.000-	3,538,320.09-	4904591225				MAYAMIL		1	02.06.2023	10:51:15
BQ04	702	31.05.2023	13.780	1,351,394.15-	4904592744				MAYAMIL		1	06.06.2023	14:28:08
*			31,420.116-	4027,834,775.25-									

ORIGINAL SEEN

260347

PAKISTAN STATE OIL COMPANY LIMITED

SALES TAX INVOICE (STR # 02-06-3208-015-46)

P.O. BOX # 3973, 3983, 8501 KARACHI

SLS-01

CUSTOMER CODE	105494	DATE	18.05.2023 15:18:35
NAME	Ms. PIPRI THARMAL POWERS	INVOICE NO.	9603115509
ADDRESS	UNIT NO-1 KESC PIPRI BIN QASIM KARA	DELIVERY NO.	8806341223
		VEHICLE CODE	BQPS-1 (Administration Dept.)
S.TAX REG. NO.	1200271600728	FLEET GROUP	
CONTRACT NO.		T/L REG NO.	19 MAY 2023 126
INDENT NO.	340940 KE ZOT ARL	L. L. ACK NO.	K-ELECTRIC LIMITED
SHIPPING POINT	1500-Zot (Inst.)	CALIBRATION NO.	
DEST. CODE	01046-Karachi East	CALIBRATION EXP	
SHIPMENT TYPE		TOKEN NO.	503935772
C/C No.		FREIGHT PO NO.	
C/C NAME		LC NO.	

PROD. CODE	DESCRIPTION	TEMP/DEN	S.LOC	BATCH/UNIT	QTY	RATE	PRICE
HSFO-180	High Sulphur Furnace Oil - 180	33/939	0006	MTO	1,998.804	133,655.04	267150,228.57
					EXCL. STAX		267150,228.57
					SALES TAX		48087,041.14
					TOTAL		315237,269.71

PSO NTN NO	0711554-7
CUSTOMER NTN NO	1543137
CUSTOMER CNIC NO	

For any Query and Complaint please contact Taaluq 0800-03000.

Qty 1998.804 Mt VERIFIED

TOTAL INVOICE AMOUNT

SYED FAIZAN AHMED
Manager
BQPS-1 (Generation)
K-ELECTRIC LIMITED

F.O LITERS:- 2,131,829.800		CHMB 1	CHMB 2	CHMB 3	CHMB 4	CHMB 5	CHMB 6
کوئی کی ذمہ داری اس وقت ختم ہو جاتی ہے جب مال پک کیرے کے حوالے کر دیا گیا ہو اور اس سے واضح رسید حاصل کر لی گئی ہو۔	Ref Dip						
	Prod Dip						
Product meets specification issued b Ministry of Peroloum and Natural Resources, Letter No. PL - NRL (4) - 86 (SPEC) Dated 13.4.1988	Seal No						
	Short Dip						

Bank	Inst. Type	Inst. No.	Amount

Miscellaneous information

I CONFRIM THAT THE QUALITY OF PRODUCT RECEIVED AGAINST THE INVOICE IS IN ACCORDANCE WITH MY REQUIRMENTS AND IS FREE FROM ANY ADULTERATION

RR DATE	RR NUMBER	RR INV NO	WEIGHT
	PZOT1005		

PREPARED BY:

APPROVED By:

RELEASED BY:

DRIVER'S SIGNATURE:

NIC No:

BUYER'S SIGNATURE:

DATED:

SHORTAGE VOLUME AND TEMP/DENSITY

CONSIGNEE SIGNATURE & SEAL WITH DATE

VALUE EXCLUSIVE GST	48087,041.14 315237,269.71
GST	
VALUE INCLUSIVE GST	

P.O. # 4110031215 Dated 29-07-2022

CUSTOMER

016349190

ORIGINAL SEEN

PAKISTAN STATE OIL COMPANY LIMITED

SALES TAX INVOICE (STR # 02-06-3206-013-46)

P.O. BOX # 3973, 3983, 8501 KARACHI 19/5/23 SLS-01

CUSTOMER CODE	105494	DATE	18.05.2023 15:18:47
NAME	Ms. PIPRI THARMAL POWERS	INVOICE NO.	9603115514
ADDRESS	UNIT NO-I KESC PIPRI BIN QASIM KARA	DELIVERY NO.	8806341270
		VEHICLE CODE	BQPS-I (Administration Dept.)
S.TAX REG. NO.	1200271600728	FLEET GROUP	
CONTRACT NO.		T/L REG NO.	19 MAY 2023
INDENT NO.	840940 KE ZOT ARL	L. L. ACK NO.	Inward No. 127 K-ELECTRIC LIMITED
SHIPPING POINT	1500-Zot (Inst.)	CALIBRATION NO.	
DEST. CODE	01046-Karachi East	CALIBRATION EXP	
SHIPMENT TYPE		TOKEN NO.	503935772
C/C No.		FREIGHT PO NO.	
C/C NAME		LC NO.	

PROD. CODE	DESCRIPTION	TEMP/DEN	S.LOC	BATCH/UNIT	QTY	RATE	PRICE
HSFO-180	High Sulphur Furnace Oil - 180	33/939	0006	MTO	1,997.067	133,655.04	266918,069.77
					EXCL. STAX		266918,069.77
					SALES TAX		48045,252.56
					TOTAL		314963,322.33

PSO NTN NO	0711554-7
CUSTOMER NTN NO	1543137
CUSTOMER CNIC NO	

For any Query and Complaint please contact Tealuq 0800-03000

Qty 1997.067 Mt VERIFIED

TOTAL INVOICE AMOUNT

SYED FAIZAN AHMED
Manager
BQPS-1 (Generation)
K-ELECTRIC LIMITED

F.O LITERS:- 2,129,978.000	CHMB 1	CHMB 2	CHMB 3	CHMB 4	CHMB 5	CHMB 6
Ref Dip						
Prod Dip						
Seal No						
Short Dip						

کمپنی کی ذمہ داری اس وقت ختم ہوجاتی ہے جب مال پلانٹ کیرئر کے حوالے کردیا گیا ہو اور اس سے واضح رسید حاصل کرلی گئی ہو۔

Product meets specification issued b Ministry of Peroloum and Natural Resources, Letter No. PL - NRL (4) - 86 (SPEC) Dated 13.4.1988

Bank	Inst. Type	Inst. No.	Amount

Miscellaneous Information

I CONFRIM THAT THE QUALITY OF PRODUCT RECEIVED AGAINST THE INVOICE IS IN ACCORDANCE WITH MY REQUIRMENTS AND IS FREE FROM ANY ADULTERATION

RR DATE	RR NUMBER	RR INV NO	WEIGHT
	PZOTT005		

PREPARED BY:

APPROVED By:

RELEASED BY:

DRIVER'S SIGNATURE:

NIC No:

BUYER'S SIGNATURE:

DATED:

SHORTAGE VOLUME AND TEMP/DENSITY

CONSIGNEE SIGNATURE DATE

VALUE EXCLUSIVE GST 48045,252.56 314963,322.33

GST

VALUE INCLUSIVE GST

P.O. # 4110031215 Dated 29-07-2022

CUSTOMER

016349191

ORIGINAL SEEN
BMC.AP
DP # _____
K-ELECTRIC

260345 GM (OPS)

PAKISTAN STATE OIL COMPANY LIMITED

0018568340

SALES TAX INVOICE (STR # 02-06-3208-015-46)

P.O. BOX # 3973, 3983, 8501 KARACHI 20/5/23 SLS-01

CUSTOMER CODE	105494	DATE	19.05.2023 14:48:14
NAME	Ms. PIPRI THARMAL POWERS	INVOICE NO.	9603118831
ADDRESS	UNIT NO-1 KESC PIPRI BIN QASIM KARA	DELIVERY NO.	8806345971
		VEHICLE CODE	BQPS-1 (Administration Dept.)
S.TAX REG. NO.	1200271600728	FLEET GROUP	20 MAY 2023
CONTRACT NO.		T/L REG NO.	129
INDENT NO.	840941 KE ZOT PARCO	L. L. ACK NO.	Inward No. K-ELECTRIC LIMITED
SHIPPING POINT	1500-Zot (Inst.)	CALIBRATION NO.	
DEST. CODE	01046-Karachi East	CALIBRATION EXP	
SHIPMENT TYPE		TOKEN NO.	/ 503935769
C/C No.		FREIGHT PO NO.	
C/C NAME		LC NO.	

PROD. CODE	DESCRIPTION	TEMP/DEN	S.LOC	BATCH/UNIT	QTY	RATE	PRICE
HSFO-180	High Sulphur Furnace Oil - 180	35/936	0006	-MTO	2,004.097	135,710.04	271976,084.03
					EXCL. STAX		271976,084.03
					SALES TAX		48955,695.13
					TOTAL		320931,779.16

PSO NTN NO	0711554-7
CUSTOMER NTN NO	1543137
CUSTOMER CNIC NO	

For any Query and Complaint please contact Taaluq 0800-03000

Qty 2004.097 Mt VERIFIED

TOTAL INVOICE AMOUNT

SYED FAIZAN AHMED
Manager
BQPS-1 (Generation)
K-ELECTRIC LIMITED

F.O LITERS:- 2,128,045.800		CHMB 1	CHMB 2	CHMB 3	CHMB 4	CHMB 5	CHMB 6
کمپنی کی ذمہ داری اس وقت ختم ہو جاتی ہے جب مال پبلک کیریر کے حوالے کر دیا گیا ہو اور اس سے واضح رسید حاصل کر لی گئی ہو۔	Ref Dip						
	Prod Dip						
	Seal No						
	Short Dip						

Product meets specification issued b Ministry of Peroloum and Natural Resources, Letter No. PL - NRL (4) - 86 (SPEC) Dated 13.4.1988

Bank	Inst. Type	Inst. No.	Amount

Miscellaneous information

I CONFRIM THAT THE QUALITY OF PRODUCT RECEIVED AGAINST THE INVOICE IS IN ACCORDANCE WITH MY REQUIRMENTS AND IS FREE FROM ANY ADULTERATION

RR DATE	RR NUMBER	RR INV NO	WEIGHT
	PZOTT006		

20/5/23

PREPARED BY: _____

APPROVED By: _____

RELEASED BY: _____

DRIVER'S SIGNATURE: _____

NIC No: _____

BUYER'S SIGNATURE: _____

DATED:

SHORTAGE VOLUME AND TEMP/DENSITY

CONSIGNEE SIGNATURE & DATE

VALUE EXCLUSIVE GST 271976,084.03

GST 48955,695.13

VALUE INCLUSIVE GST 320931,779.16

P.O. # 4110031215 Dated 29-07-2022 CUSTOMER 016349304

PAKISTAN STATE OIL COMPANY LIMITED

SALES TAX INVOICE (STR # 02-06-3208-015-46)

0018595804

P.O. BOX # 3973, 3983, 8501, KARACHI

SLS-01

Times Business Aids

CUSTOMER CODE	105494	DATE	26.05.2023 13:17:50
NAME	Ms. PIPRI THARMAL POWERS	INVOICE NO.	9603144015
ADDRESS	UNIT NO-1 KESC PIPRI	DELIVERY NO.	8806377652
	BMC-AP 261510 DP # K-ELECTRIC	VEHICLE CODE.	
S.TAX REG. NO.	1200271600728	FLEET GROUP	BQPS-I (Administration Dept.)
COTRACT NO.		T/L REG. NO.	29 MAY 2023
INDENT NO.	840949 KE ZOT PARCO	L.L. ACK NO.	136
SHIPPING POINT	1500-Zot (Inst.)	CALIBRATION NO.	Inward No. K-ELECTRIC LIMITED
DEST. CODE	01046-Karachi East	CALIBRATION EXP	
SHIPMENT TYPE		TOKEN NO.	/ 503958614
C/C No.		FREIGHT PO NO.	
C/C NAME		LC NO.	

PROD. CODE	DESCRIPTION	TEMP/DEN	S.LOC	BATCH/UNIT	QTY	RATE	PRICE
HSFO-180	High Sulphur Furnace Oil - 180	32/941	0006	-MTO	3,408.422	135,710.04	462557,085.96
					EXCL. STAX		462557,085.96
					SALES TAX		83260,275.47
					TOTAL		545817,361.43

PSO NTN NO	0711554-7
CUSTOMER NTN NO	1543137
CUSTOMER CNIC NO	

For any Query and Complaint please contact Taaluq 0800-03000.

Qty 3408.422 Mt VERIFIED

TOTAL INVOICE AMOUNT

SYED FAIZAN AHMED
Manager
BQPS-1 (Generation)
K-ELECTRIC LIMITED

K.O LITERS:- 3,623,668.300

	CHMB 1	CHMB 2	CHMB 3	CHMB 4	CHMB 5	CHMB 6
Ref Dip						
Prod Dip						
Seal No						
Short Dip						

کمپنی کی ذمہ داری اس وقت ختم ہو جاتی ہے جب مال پبلک کیریئر کے حوالے کر دیا گیا اور اس سے واضح رسید حاصل کر لی گئی ہے۔

Product meets specification issued by Ministry of Petroleum and Natural Resources, Letter No. PL-NRL(4)-86(SPEC) Dated 13.4.1988

Bank	Inst. Type	Inst. No.	Amount

Miscellaneous Information

I CONFIRM THAT THE QUALITY OF PRODUCT RECEIVED AGAINST THE INVOICE IS IN ACCORDANCE WITH MY REQUIREMENTS AND IS FREE FROM ANY ADULTERATION

R R DATE	R R NUMBER	R R INV NO	WEIGHT
	I ZOT1019		

30/05/23

SYED FAIZAN AHMED
Manager
BQPS-1 (Generation)
K-ELECTRIC LIMITED

PREPARED BY: _____

APPROVED BY: _____

RELEASED BY: _____

DRIVER'S SIGNATURE: _____

NIC No: _____

BUYER'S SIGNATURE: _____

DATED:

CONSIGNEE SIGNATURE STAMP & DATE

SHORTAGE VOLUME AND TEMP/DENSITY

VALUE EXCLUSIVE GST	545817,361.43
GST	
VALUE INCLUSIVE GST	

P.O. No: 4110029876 Dt 09/08/21 CUSTOMER

16023049

PAKISTAN STATE OIL COMPANY LIMITED

0018595803

SALES TAX INVOICE (STR # 02-06-3208-015-46)

P.O. BOX #3973, 3983, 8501, KARACHI SLS-01

CUSTOMER CODE	105494	**DATE**	26.05.2023 13:17:35
NAME	Ms. PIPRI THARMAL POWERS	**INVOICE NO.**	9603144014
ADDRESS	UNIT NO-1 KESC PIPRI QASIMABAD ORIGINAL SEEN BMC-AP 261509 DP # K-ELECTRIC	**DELIVERY NO.**	8806377645
		VEHICLE CODE.	
S.TAX REG. NO.	1200271600723	**FLEET GROUP**	BQPS-I (Administration Dept)
COTRACT NO.		**T/L REG. NO.**	20 MAY 2023 735
INDENT NO.	840947 KE ZOT ARL	**L.L. ACK NO.**	Inward No. K-ELECTRIC LIMITED
SHIPPING POINT	1500-Zot (Inst.)	**CALIBRATION NO.**	
DEST. CODE	01046-Karachi East	**CALIBRATION EXP**	
SHIPMENT TYPE		**TOKEN NO.**	/ 503952039
C/C No.		**FREIGHT PO NO.**	
C/C NAME		**LC NO.**	

PROD. CODE	DESCRIPTION	TEMP/DEN	S.LOC	BATCH/UNIT	QTY	RATE	PRICE
HSFO-180	High Sulphur Furnace Oil - 180	32/941	0006	-MTO	2,991.243	131,600.04	393647,698.45
					EXCL. STAX		393647,698.45
					SALES TAX		70856,585.72
					TOTAL		464504,284.17

PSO NTN NO	0711554-7
CUSTOMER NTN NO	1543137
CUSTOMER CNIC NO	

For any Query and Complaint please contact Taaluq 0800-03000.

Qty 2991.243 Mt VERIFIED

TOTAL INVOICE AMOUNT

SYED FAIZAN AHME
Manager
BQPS-1 (Generatio
K-ELECTRIC LIMIT

K.O LITERS:- 3,180,143.800		CHMB 1	CHMB 2	CHMB 3	CHMB 4	CHMB 5	CHMB 6
کمپنی کی ذمہ داری اس وقت ختم ہو جاتی ہے جب مال پیک کر دیے جانے کے بعد اس کے ساتھ رہے۔	Ref Dip						
	Prod Dip						
Product meets specification issued by Ministry of Petroleum and Natural Resources. Letter No. PL-NRL(4)-86(SPEC) Dated 13.4.1988	Seal No						
	Short Dip						

Bank	Inst. Type	Inst. No.	Amount

Miscellaneous Information

I CONFIRM THAT THE QUALITY OF PRODUCT RECEIVED AGAINST THE INVOICE IS IN ACCORDANCE WITH MY REQUIREMENTS AND IS FREE FROM ANY ADULTERATION

R R DATE	R R NUMBER	R R INV NO	WEIGHT
	I ZOTTO 6		

SYED FAIZAN AHMED 30/05/23
Manager
BQPS-1 (Generation)
K-ELECTRIC LIMITED

CONSIGNEE SIGNATURE STAMP & DATE

PREPARED BY:

APPROVED BY:

RELEASED BY:

DRIVER'S SIGNATURE:

NIC No:

BUYER'S SIGNATURE:

DATED:

SHORTAGE VOLUME AND TEMP/DENSITY

VALUE EXCLUSIVE GST	464504,284.17
GST	
VALUE INCLUSIVE GST	

P.O. No: 4110029876 Dt 09/08/21 **CUSTOMER**

16023048

PAKISTAN STATE OIL COMPANY LIMITED

SALES TAX INVOICE (STR # 02-06-3208-015-46)

P.O. BOX # 3973, 3983, 8501, KARACHI

SLS-01

0018598075

CUSTOMER CODE	105494	DATE	28.05.2023 15:17:15
NAME	Ms. PIPRI THARMAL POWERS	INVOICE NO.	96031473114
ADDRESS	UNIT NO-1 KESC PIPRI HUNJASIN KARA	DELIVERY NO.	3806381572
	ORIGINAL SEEN BMC-AP 261512 DP #	VEHICLE CODE.	BQPS-I (Administration Dept.)
S.TAX REG. NO.	1200271600728 K-ELECTRIC	FLEET GROUP	
COTRACT NO.		T/L REG. NO.	30 MAY 2023 1140
INDENT NO.	340956 HSFO1-180 PARCO	L.L. ACK NO.	Inward No.
SHIPPING POINT	1500-Zot (Inst.)	CALIBRATION NO.	
DEST. CODE	01046-Karachi East	CALIBRATION EXP	
SHIPMENT TYPE		TOKEN NO.	T 303959475
C/C No.		FREIGHT PO NO.	
C/C NAME		LC NO.	

PROD. CODE	DESCRIPTION	TEMP/DEN	S.LOC	BATCH/UNIT	QTY	RATE	PRICE
HSFO-180	High Sulphur Furnace Oil - 180	34/997	0006	MTO	3,582.091	135,710.04	486125,712.89
					EXCL. STAX		486125,712.89
					SALES TAX		87502,628.32
					TOTAL		573628,341.21

PSO NTN NO	0711554-7
CUSTOMER NTN NO	1543137
CUSTOMER CNIC NO	

For any Query and Complaint please contact Taaluq 0800-03000.

Qty 3582.091 Mt VERIFIED

SYED FAIZAN AHMED
Manager
BQPS-1 (Generation)
K-ELECTRIC LIMITED

TOTAL INVOICE AMOUNT

	CHMB 1	CHMB 2	CHMB 3	CHMB 4	CHMB 5	CHMB 6
Ref Dip						
Prod Dip						
Seal No						
Short Dip						

x.O LITERS:- 3,823,344.000

کمپنی کی ذمہ داری اس وقت ختم ہو جاتی ہے جب مال پیک کیریئر کے حوالے کر دیا جائے اور اس سے واضح رسید حاصل کر لی جائے۔

Product meets specification issued by Ministry of Petroleum and Natural Resources, Letter No. PL-NRL(4)-86(SPEC) Dated 13.4.1988

Bank	Inst. Type	Inst. No.	Amount

Miscellaneous Information

I CONFIRM THAT THE QUALITY OF PRODUCT RECEIVED AGAINST THE INVOICE IS IN ACCORDANCE WITH MY REQUIREMENTS AND IS FREE FROM ANY ADULTERATION

R R DATE	R R NUMBER	R R INV NO	WEIGHT
	PZOTT006		

PREPARED BY:

APPROVED BY:

RELEASED BY:

DRIVER'S SIGNATURE:

NIC No:

BUYER'S SIGNATURE:

DATED:

SHORTAGE VOLUME AND TEMP/DENSITY

SYED FAIZAN AHMED
Manager
BQPS-1 (Gens.
K-ELECTRIC

30/5/23

CONSIGNEE SIGNATURE,STAMP & DATE

VALUE EXCLUSIVE GST	573628,341.21
GST	
VALUE INCLUSIVE GST	

16023086

P.O. No: 4110029876 Dt 09/08/21 CUSTOMER

Times Business Aids

PAKISTAN STATE OIL COMPANY LIMITED

SALES TAX INVOICE (STR # 02-06-3208-015-46)

P.O. BOX # 3973, 3983, 8501, KARACHI

SLS-01

0018598077

Times Business Aids

CUSTOMER CODE	105494	DATE	29.05.2023 15:17:25
NAME	Ms. PIPRI THARMAL POWERS	INVOICE NO.	9603147316
ADDRESS	UNIT NO-1 KESC PIPRI KHIMKARAN	DELIVERY NO.	8806381590
S.TAX REG. NO.	1200271600728	VEHICLE CODE.	BQPS-I (Administration Dept.)
COTRACT NO.		FLEET GROUP	
INDENT NO.	340950 KE HSFO-180 ARL-EX ZOT	T/L REG. NO.	30 MAY 2023
SHIPPING POINT	I500-Zot (Inst.)	L.L. ACK NO.	Inward No. K-ELECTRIC LIMITED
DEST. CODE	01046-Karachi East	CALIBRATION NO.	
SHIPMENT TYPE		CALIBRATION EXP	
C/C No.		TOKEN NO.	303959476
C/C NAME		FREIGHT PO NO.	
		LC NO.	

ORIGINAL SEEN
BMC-AP 261511
DP #
K-ELECTRIC

PROD. CODE	DESCRIPTION	TEMP/DEN	S.LOC	BATCH/UNIT	QTY	RATE	PRICE
HSFO-180	High Sulphur Furnace Oil - 180	32/937	0006	MTO	3,482.076	131,800.04	458241,340.88
					EXCL. ST.EX		458241,340.88
					SALES TAX		82483,441.36
					TOTAL		540724,782.24

PSO NTN NO	0711554-7
CUSTOMER NTN NO	1543137
CUSTOMER CNIC NO	

For any Query and Complaint please contact Taaluq 0800-03008

Qty 3482.076 Mt VERIFIED

TOTAL INVOICE AMOUNT

SYED FAIZAN AHMED
Manager
BQPS-1 (Generation)
K-ELECTRIC LIMITED

P.O LITERS:- 3,717,423,332		CHMB 1	CHMB 2	CHMB 3	CHMB 4	CHMB 5	CHMB 6
کمپنی کی ذمہ داری اس وقت ختم ہوجاتی ہے جب مال پہنچ کیریر کے حوالے کر دیا گیا ہو اور اس سے واضح رسید حاصل کر لی گئی ہو۔	Ref Dip						
	Prod Dip						
Product meets specification issued by Ministry of Petroleum and Natural Resources. Letter No. PL-NRL(4)-86(SPEC) Dated 13.4.1988	Seal No						
	Short Dip						

Bank	Inst. Type	Inst. No.	Amount

Miscellaneous Information

I CONFIRM THAT THE QUALITY OF PRODUCT RECEIVED AGAINST THE INVOICE IS IN ACCORDANCE WITH MY REQUIREMENTS AND IS FREE FROM ANY ADULTERATION

R R DATE	R R NUMBER	R R INV NO	WEIGHT
	P2OTT006		

SYED FAIZAN AHMED 30/5/23
Manager
BQPS-1 (Generation)
K-ELECTRIC LIMITED

PREPARED BY:

APPROVED BY:

RELEASED BY:

DRIVER'S SIGNATURE:

NIC No:

BUYER'S SIGNATURE:

DATED:

SHORTAGE VOLUME AND TEMP/DENSITY

CONSIGNEE SIGNATURE, STAMP & DATE

VALUE EXCLUSIVE GST	540724,782.24
GST	
VALUE INCLUSIVE GST	

P.O. No: 4110029876 Dt 09/08/21

CUSTOMER

16023087

PAKISTAN STATE OIL COMPANY LIMITED

0018588270 SALES TAX INVOICE (STR # 02-06-3208-015-46) SDS-01

P.O. BOX # 3973, 3983, 8501 KARACHI

CUSTOMER CODE	105494	DATE	24.05.2023 15:22:04
NAME	Ms. PIPRI THARMAL POWERS	INVOICE NO.	9803138253
ADDRESS	UNIT NO-1 KESC PIPRI BIN QASIM KARA	DELIVERY NO.	8805370049
		VEHICLE CODE	
S.TAX REG. NO.	1200271600728	FLEET GROUP	
CONTRACT NO.		T/L REG NO.	
INDENT NO.	840946 KB ZOT PARCO	L. L. ACK NO.	
SHIPPING POINT	1500-Zot (Inst.)	CALIBRATION NO.	
DEST. CODE	01046-Karachi East	CALIBRATION EXP	
SHIPMENT TYPE		TOKEN NO.	/ 503952037
C/C No.		FREIGHT PO NO.	
C/C NAME		LC NO.	

ORIGINAL SEEN BMC-AP 261196 DP # K-ELECTRIC

BQPS-I (Administration Dept.) 26 MAY 2023 Inward No. 134 K-ELECTRIC LIMITED

PROD. CODE	DESCRIPTION	TEMP/DEN	S.LOC	BATCH/UNIT	QTY	RATE	PRICE
HSFO-180	High Sulphur Furnace Oil - 180	32/941	0006	MTO	2,983.080	135,710.04	404833,906.12
					EXCL. STAX		404833,906.12
					SALES TAX		72870,103.10
					TOTAL		477704,009.22

PSO NTN NO	0711554-7
CUSTOMER NTN NO	1543137
CUSTOMER CNIC NO	

For any Query and Complaint please contact Taaluq 0800-03000.

qty 2983.080 Mt VERIFIED

TOTAL INVOICE AMOUNT

SYED FAIZAN AHMED Manager BQPS-1 (Generation) K-ELECTRIC LIMITED

F.O LITERS:- 3,171,802.400		CHMB 1	CHMB 2	CHMB 3	CHMB 4	CHMB 5	CHMB 6
گنی کی ذمہ داری اس وقت ختم ہو جاتی ہے جب مال پلانٹ کیریر کے حوالے کر دیا گیا ہو اور اس سے واضح رسید حاصل کر لی گئی ہو۔	Ref Dip						
	Prod Dip						
Product meets specification issued b Ministry of Perofoum and Natural Resources, Letter No. PL - NRL (4) - 86 (SPEC) Dated 13.4.1988	Seal No						
	Short Dip						

Bank	Inst. Type	Inst. No.	Amount

Miscellaneous information

I CONFRIM THAT THE QUALITY OF PRODUCT RECEIVED AGAINST THE INVOICE IS IN ACCORDANCE WITH MY REQUIRMENTS AND IS FREE FROM ANY ADULTERATION

RR DATE	RR NUMBER	RR INV NO	WEIGHT
	PZOTT004		

PREPARED BY:

APPROVED By:

RELEASED BY:

DRIVER'S SIGNATURE:

NIC No:

BUYER'S SIGNATURE:

DATED:

SHORTAGE VOLUME AND TEMP/DENSITY

29/05/23

SYED FAIZAN AHMED Manager BQPS-1 (Generation) K-ELECTRIC LIMITED

CONSIGNEE SIGNATURE DATE

VALUE EXCLUSIVE GST	477704,009.22
GST	
VALUE INCLUSIVE GST	

P.O. # 4110031215 Dated 29-07-2022 CUSTOMER 016349788

GSMC COPY

PAKISTAN STATE OIL COMPANY LIMITED

0018582763 SALES TAX INVOICE (STR # 02-06-3208-015-46)

P.O. BOX # 3973, 3983, 8501 KARACHI

SLS-01

CUSTOMER CODE	105494	DATE	22.05.2023 15:58:35
NAME ADDRESS	M/s. PIPRI THARMAL POWERS UNIT NO-I KESC PIPRI BIN QASIM KARA	INVOICE NO.	9603133086
	ORIGINAL SEEN BMC-AP 24/05/23	DELIVERY NO.	8806362891
		VEHICLE CODE	BQPS-I (Administration Dept.
S.TAX REG: NO.	1200271600728	FLEET GROUP	
	DP # K-ELECTRIC	T/L REG NO.	24 MAY 2023 152
CONTRACT NO.		L. L. ACK NO.	Inward No. K-ELECTRIC LIMITED
INDENT NO.	840943 KE ZOT ARL	CALIBRATION NO.	
SHIPPING POINT	1500-Zot (Inst.)	CALIBRATION EXP	
DEST. CODE	01046-Karachi East	TOKEN NO.	/ 503948434
SHIPMENT TYPE		FREIGHT PO NO.	
C/C No.		LC NO.	
C/C NAME			

PROD. CODE	DESCRIPTION	TEMP/DEN	S.LOC	BATCH/UNIT	QTY	RATE	PRICE
HSFO-180	High Sulphur Furnace Oil - 180	35/936	0006	-MTO	2,489.722	131,600.04	327647,514.79
					EXCL. STAX		327647,514.79
					SALES TAX		58976,552.66
					TOTAL		386624,067.45

PSO NTN NO	0711554-7
CUSTOMER NTN NO	1543137
CUSTOMER CNIC NO	

For any Query and Complaint please contact Taaluq 0800-03000

Qty 2489.722 Mt VERIFIED

TOTAL INVOICE AMOUNT

SYED FAIZAN AHMED
Manager
BQPS-I (Generation)
K-ELECTRIC LIMITED

F.O LITERS:- 2,659,107.600		CHMB 1	CHMB 2	CHMB 3	CHMB 4	CHMB 5	CHMB 6
کمپنی کی ذمہ داری اس وقت ختم ہو جاتی ہے جب مال پیک کیے ہوئے کے حوالے کر دیا گیا ہو اور اس سے واضح رسید حاصل کر لی گئی ہو۔	Ref Dip						
	Prod Dip						
Product meets specification issued b Ministry of Peroloum and Natural Resources, Letter No. PL - NRL (4) - 86 (SPEC) Dated 13.4.1988	Seal No						
	Short Dip						

Bank	Inst. Type	Inst. No.	Amount

Miscellaneous Information

I CONFRIM THAT THE QUALITY OF PRODUCT RECEIVED AGAINST THE INVOICE IS IN ACCORDANCE WITH MY REQUIRMENTS AND IS FREE FROM ANY ADULTERATION

RR DATE	RR NUMBER	RR INV NO	WEIGHT
	PZOT7004		

25/5/23

SYED FAIZAN AHMED
Manager
BQPS-I (Generation)
K-ELECTRIC LIMITED

PREPARED BY:

APPROVED By:

RELEASED BY:

DRIVER'S SIGNATURE:

NIC No:

BUYER'S SIGNATURE:

DATED:

CONSIGNEE SIGNATURE & DATE

SHORTAGE VOLUME AND TEMP/DENSITY

VALUE EXCLUSIVE GST	58976,552.66 386624,067.45
GST	
VALUE INCLUSIVE GST	

P.O. # 4110031215 Dated 29-07-2022 CUSTOMER 016349641

PAKISTAN STATE OIL COMPANY LIMITED

SALES TAX INVOICE (STR # 02-06-3208-015-46)

0018582764 P.O. BOX # 3973, 3983, 8501 KARACHI

SLS-01

CUSTOMER CODE	105494	DATE	23.05.2023 15:59:07
NAME	Ms. PIPRI THARMAL POWERS	INVOICE NO.	9603133007
ADDRESS	UNIT NO-1 KESC PIPRI BIN QASIM KARA	DELIVERY NO.	3806362997
S.TAX REG. NO.	1200271600728	VEHICLE CODE	BQPS-1 (Administration Dept.)
CONTRACT NO.	340944 KE ZOT PARCO	FLEET GROUP	
INDENT NO.	1506-Zot (Inst.)	T/L REG NO.	24 MAY 2023
SHIPPING POINT	01046-Karachi East	L. L. ACK NO.	Inward No. 131 K-ELECTRIC LIMITED
DEST. CODE		CALIBRATION NO.	
SHIPMENT TYPE		CALIBRATION EXP	/ 503948431
C/C No.		TOKEN NO.	
C/C NAME		FREIGHT PO NO.	
		LC NO.	

ORIGINAL SEEN BMG-AP DP # K-ELECTRIC

PROD. CODE	DESCRIPTION	TEMP/DEN	S.LOC	BATCH/UNIT	QTY	RATE	PRICE
HSFO-180	High Sulphur Furnace Oil - 180	31/937	0006	MTO	2,486.285	135,710.04	337413,896.80
					EXCL. STAX		337413,896.80
					SALES TAX		60734,490.62
					TOTAL		398148,327.42

PSO NTN NO	0711554-7
CUSTOMER NTN NO	1543137
CUSTOMER CNIC NO	

For any Query and Complaint please contact Taaluq 0800-03000

Qty 2486.285 Mt. VERIFIED

TOTAL INVOICE AMOUNT

SYED FAIZAN AHMED Manager BQPS-1 (Generation) K-ELECTRIC LIMITED

F.O LITERS:- 2,656,229.600		CHMB 1	CHMB 2	CHMB 3	CHMB 4	CHMB 5	CHMB 6
کمپنی کی ذمہ داری اس وقت ختم ہو جاتی ہے جب مال پیک کیے کے حوالے کر دیا گیا ہو اور اس سے واضح رسید حاصل کر لی گئی ہو۔	Ref Dip						
	Prod Dip						
Product meets specification issued b Ministry of Peroloum and Natural Resources, Letter No. PL - NRL (4) - 86 (SPEC) Dated 13.4.1988	Seal No						
	Short Dip						

Bank	Inst. Type	Inst. No.	Amount

Miscellaneous Information

I CONFRIM THAT THE QUALITY OF PRODUCT RECEIVED AGAINST THE INVOICE IS IN ACCORDANCE WITH MY REQUIRMENTS AND IS FREE FROM ANY ADULTERATION

RR DATE	RR NUMBER	RR INV NO	WEIGHT
	PZOTT084		

PREPARED BY:

APPROVED By:

RELEASED BY:

DRIVER'S SIGNATURE:

NIC No:

BUYER'S SIGNATURE:

DATED:

SHORTAGE VOLUME AND TEMP/DENSITY

25/5/23

SYED FAIZAN AHMED Manager BQPS-1 (Generation) K-ELECTRIC LIMITED

CONSIGNEE SIGNATURE & DATE

VALUE EXCLUSIVE GST	398148,327.42
GST	
VALUE INCLUSIVE GST	

P.O. # 4110031215 Dated 29-07-2022

CUSTOMER

016349642

HSD Details - May 2023

	Liters	PKR
Opening as at May-23	4,047,713	923,919,009
Purchases		

Date	Quantity (Ltrs)	Amount
12.05.2023	(1,608)	(367,037)
25.05.2023	(8)	(1,826)

Consumption	(1,616)	(368,863)
Closing - May 2023	4,046,097	923,550,146

Material Stocks Between 01.05.2023 and 31.05.2023

Valuation Area PS05
Material 700041
Description DIESEL OIL; (HSDO) FOR POWER STATION
Batch

Stock/Value on 01.05.2023	4,047,712.968	L	923,919,009.43	PKR
Total/Val. of Receipts	0	L	0.00	PKR
Total/Value of Issues	1,616-	L	368,863.39-	PKR
Stock/Value on 31.05.2023	4,046,096.968	L	923,550,146.04	PKR

SLoc	MVT	Pstng Date	Quantity	Amount in LC	Mat. Doc.	S	Val. Type	Batch	User Name	Mvt	Item	Entry Date	Time
CP03	261	12.05.2023	1,608-	367,037.33-	4904584599		ZFUEL_STOC	ZFUEL_STOC	U80009640		1	22.05.2023	16:18:24
CP03	261	25.05.2023	8-	1,826.06-	4904590748		ZFUEL_STOC	ZFUEL_STOC	U80009640		1	01.06.2023	14:28:36
$			1,616-	368,863.39-									

K-Electric Limited

Indigenous Bill Summary May 2023

Description	MMBTU (As per Bills)	Sindh Mcf/day	GCV as per Bills	MMCF	MMCFD	Amount excluding Markup	Markup	Total Amount as per SSGC Bills	FC/MMBTU
BIN QASIM									
18143200	-	-	998.352	-	-	28,898	2,500	31,398	-
16392826	-	-	998.352	-	-	28,898	2,500	31,398	-
M12169664	-	-	998.352	-	-	28,898	2,500	31,398	-
18143203	-	-	998.352	-	-	28,898	2,500	31,398	-
M2121940	-	-	998.352	-	-	28,898	2,500	31,398	-
18143197	3,272.707	92,357	998.352	3.278	0.106	3,436,342	2,500	3,438,842	1,050
Total	3,272.707	92,357	998.352	3.27811	0.1057	3,580,832	15,000	3,595,832	1,050
BIN QASIM COMBINED CYCLE POWER PLANT									
25093845	-	-	998.352	-	-	28,898	2,500	31,398	-
25093850	31,335.523	884,300	998.352	31.387	1.012	32,902,299	2,500	32,904,799	1,050
25093848	32,169.531	907,836	998.352	32.223	1.039	33,778,007	2,500	33,780,507	1,050
25093841	33,043.403	932,497	998.352	33.098	1.068	34,695,573	2,500	34,698,073	1,050
25093844	-	-	998.352	-	-	28,489	2,500	30,989	-
Total	96,548.457	2,724,633	998.352	96.708	3.120	101,433,266	12,500	101,445,766	1,050
KORANGI TOWN GAS TURBNE-II									
16128823	-	-	960.355	-	-	28,898	3,000	31,898	-
15300070	-	-	960.355	-	-	28,898	2,500	31,398	-
16844632	-	-	960.355	-	-	28,898	2,500	31,398	-
Total	-	-	960.355	-	-	86,694	8,000	94,694	-
SITE GAS TURBINE-II									
16647825	-	-	1,004.303	-	-	28,898	3,000	31,898	1,050
13403410	-	-	1,004.303	-	-	28,898	2,500	31,398	-
Total	-	-	1,004.303	-	-	57,796	5,500	63,296	-
KORANGI COMBINED CYCLE POWER PLANT									-
16384818	7.202	201	1,009.439	0.007	0.000	7,562	2,500	10,062	1,050
16392828	6.987	195	1,009.439	0.007	0.000	7,336	2,500	9,836	1,050
20609091	-	-	1,009.439	-	-	28,898	2,500	31,398	-
Total	14.188	396	1,009.439	0.014	0.001	43,796	7,500	51,296	1,050
Total KE Generating Stations	99,835	2,817,386	998.353	100.000	3.226	105,202,384	48,500	105,250,884	1,050
KTPS MMM00001	-	-	1,009.433	-	-	28,898	3,000	31,898	-
SS/WW 14240562	-	-	1,076.123	-	-	28,898	2,000	30,898	-
Total	99,835	2,817,386	998.353	100.000	3.226	105,260,179	53,500	105,313,679	1,050
							GST @18%	18,956,462	
							SSGC Billed	124,270,141	

Sui Southern Gas Company Limited

Ref: IND/KE/INDG./Act
1-Jun-23

The Chief Financial Officer
K - Electric Limited
Gr. Floor, BOC Building
KE House, 39-B, Sunset Boulevard,
DHA-II, Karachi

INDIGENOUS GAS BILLS FOR THE MONTH OF May 2023

Dear Sir,

Please find enclosed Indigenous Gas bills for the Month of May 2023. Details of due amount are as under:-

			Arrears	Gas Charges	Meter Rent	GST	Current Bill
			Rs.	Rs.	Rs.	Rs.	Rs.
1	0551223410	KESC BIN QASIM (RUN 7)	13,419,224,526	28,898	2,500	5,652	37,050
2	0424859959	KESC BIN QASIM (RUN 8)	14,330,697,706	32,902,299	2,500	5,922,864	38,827,663
3	1463452993	KESC BIN QASIM (RUN 9)	14,861,778,805	33,778,007	2,500	6,080,491	39,860,998
4	1339600597	KESC BIN QASIM (RUN 10)	15,542,955,144	34,695,573	2,500	6,245,653	40,943,726
5	3188266041	KESC BIN QASIM (RUN 11)	13,141,260,224	28,489	2,500	5,578	36,567
6	7934380000	KESC BIN QASIM (RUN 1)	4,788,278,594	28,898	2,500	5,652	37,050
7	2044380000	KESC BIN QASIM (RUN 2)	5,734,485,462	28,898	2,500	5,652	37,050
8	5044380000	KESC BIN QASIM (RUN 3)	5,270,590,112	28,898	2,500	5,652	37,050
9	1044380000	KESC BIN QASIM (RUN 4)	3,737,392,661	28,898	2,500	5,652	37,050
10	4044380000	KESC BIN QASIM (RUN 5)	4,652,870,021	28,898	2,500	5,652	37,050
11	9934380000	KESC BIN QASIM (RUN 6)	6,850,560,724	3,436,342	2,500	618,992	4,057,834
12	8688117075	KORANGI THERMAL PS (KTPS-1)	8,724,984,984	7,562	2,500	1,811	11,873
13	7070404620	KORANGI THERMAL PS (KTPS-2)	8,891,120,346	7,336	2,500	1,770	11,606
14	4949261420	KORANGI THERMAL PS (KTPS-By Pass)	1,653,932,461	28,898	2,500	5,652	37,050
15	6322910000	KESC KORANGI TOWN GAS TURBINE (KTGT)	4,924,787,212	28,898	3,000	5,742	37,640
16	4655415095	KESC KORANGI TOWN GAS TURBINE (KTGT)	2,092,411,461	28,898	2,500	5,652	37,050
17	7903464064	KESC KORANGI TOWN GAS TURBINE (KTGT)	124,430,086	28,898	2,500	5,652	37,050
18	1796310000	KESC SITE GAS TURBINE PS (RUN 1)	4,204,812,324	28,898	3,000	5,742	37,640
19	5959978254	KESC SITE GAS TURBINE PS (RUN 2)	3,323,561,792	28,898	2,500	5,652	37,050
20	5350810000	KESC KORANGI THERMAL PS (KTPS)	2,429,352	28,898	3,000	5,742	37,640
21	0193690545	K.E.S.C. WEST WHARF GRID STATION	4,514,857	28,898	2,000	5,562	36,460
		Current bill for May 2023	135,277,068,852	105,260,181	53,500	18,956,463	124,270,143
		Interest on delayed payment				*May-23*	37,591,635,783
		Total Amount Payable (Arrears + Current Bills + Interest)					173,992,974,778

Kindly settle the above amount by due date i.e. 15 Jun 2023.

Yours Sincerely
Sui Southern Gas Company Limited

Muhammad Ali
AGGM (Ind Billing)
For: Managing Director

CamScanner

Sui Southern Gas Company Limited

SSGC Block 14, Sir Shah Suleman Road, Gulshan-e-Iqbal, Karachi 75300 www.ssgc.com.pk

SSGC General Sales Tax Number 02-04-9028-001-19

KESC BIN QASIM (RUN 07)
K - Electric Limited
Plot No.EZ/1/1,
Bin Qasim, Karachi

Billing Group: (A-I1/0108985 /09)

For emergencies and complaints please call 1199

SERVICE WITH A SMILE
Contact your Neighborhood Customer Facilitation Center at:
SIR SHAH SULEMAN ROAD
GULSHAN-E-IQBAL
NEAR CIVIC CENTER. TEL: 99021041

Customer Number: 0551223410 (4)
Billing Month: May- 2023
Tariff/Customer Class: IND
GST/NTN Number: 1200271600728

Issue Date: 01-Jun-2023

ACCOUNT SUMMARY AS OF

Previous Balance (Rs.)	Current Charges (Rs.)	Payable Within Due Date (Rs.)	Late Payment Surcharge (Rs.)	Payable After Due Date (Rs.)	Due Date
13,419,224,526	37,050	13,419,261,575		13,419,261,575	15 Jun 2023

METER INFORMATION

METER No.	CURRENT DATE	CURRENT READING	PREVIOUS DATE	PREVIOUS READING	MEASURED QTY (SCM)
25093845	31-May-2023	49878791	30-Apr-2023	49878791	0
RLNG VOL	31-May-2023		30-Apr-2023		0 -

SMS CODE	GCV (BTU/SCF)	MMBTU	No. OF MONTHS	PRESSURE	TEMPERATURE
	998.351612	.0	01	1	1

BILL / PAYMENT HISTORY

Month	Bill Amount (Rs.)	Payment Date	Amount (Rs.)

BILL CALCULATION

ACTUAL BILL CONSUMPTIVE

CONSUMPTION DETAILS FOR GAS CHARGES

SLAB	CMs	MMBTU	RATE/ MMBTU (Rs.)	AMOUNT (Rs.)

IMPORTANT MESSAGES

CURRENT CHARGES (Rs.)

Gas Charges	28,898
Meter Rent	2,500
General Sales Tax	5,652
Withholding Tax @ 4%	
Other Charges	
Less: Provisional/Bill Corrections	
Adjustments - Debit	
Adjustments - Credit	

VIEW YOUR GAS BILL ONLINE

DUPLICATE بل آپ کا گم ہو گیا ہے یا آپ کو نہیں ملا؟

www.ssgc.com.pk

سے بل کی کاپی حاصل کرنے کے لیے

Sui Southern Gas Company Limited

1199 پر کال کریں

Visit our website at www.ssgc.com.pk to view and download your duplicate gas bill.

For inquiries and assistance, please call 1199.

1199

Sui Southern Gas Company Limited
Block 14, Sir Shah Suleman Road
Gulshan-e-Iqbal, Karachi 75300
SSGC www.ssgc.com.pk

M/S KESC BIN QASIM (RUN 07)
K - Electric Limited
Plot No.EZ/1/1,

Customer Number	Total Amount Due	Due Date	After Due Date
0551223410 (4)	13,419,261,575	15 Jun 2023	13,419,261,575

Sui Southern Gas Company Limited

SSGC Block 14, Sir Shah Suleman Road, Gulshan-e-Iqbal, Karachi 75300 www.ssgc.com.pk

SSGC General Sales Tax Number 02-04-9028-001-19

KESC BIN QASIM (RUN 08)
K - Electric Limited
Plot No.EZ/1/1,
Bin Qasim, Karachi

Billing Group: (A-I1/0108985 /09)

For emergencies and complaints please call 1199

SERVICE WITH A SMILE
Contact your Neighborhood Customer Facilitation Center at:
SIR SHAH SULEMAN ROAD
GULSHAN-E-IQBAL
NEAR CIVIC CENTER. TEL: 99021041

ACCOUNT INFORMATION

Customer Number:	0424859959 (1)
Billing Month	May- 2023
Tariff/Customer Class	IND
GST/NTN Number:	1200271600728

Issue Date: 01-Jun 2023

ACCOUNT SUMMARY AS OF

Previous Balance (Rs.)	Current Charges (Rs.)	Payable Within Due Date (Rs.)	Late Payment Surcharge (Rs.)	Payment After Due Date (Rs.)	Due Date
14,330,697,706	38,827,663	14,369,525,369		14,369,525,369	15 Jun 2023

MONTHLY CONSUMPTION

METER INFORMATION

METER No.	CURRENT DATE	CURRENT READING	PREVIOUS DATE	PREVIOUS READING	MEASURED QTY (SCM)
25093850	31-May-2023	74135069	30-Apr-2023	67671638	6463431
RLNG VOL	31-May-2023		30-Apr-2023		5579131 -

SMS CODE	GCV (BTU/SCF)	MMBTU	No. OF MONTHS	PRESSURE	TEMPERATURE
	998.351612	31,335.523207	01	1	1

BILL & PAYMENT HISTORY

Month	Bill Amount (Rs.)	Payment Date	Amount (Rs.)

BILL CALCULATION

ACTUAL BILL CONSUMPTIVE

COMPUTATION OF CURRENT GAS CHARGES

SLAB	CMs	MMBTU	RATE/ MMBTU (Rs.)	AMOUNT (Rs.)

IMPORTANT MESSAGES

CURRENT CHARGES (Rs.)

Gas Charges	32,902,299
Meter Rent	2,500
General Sales Tax	5,922,864
Withholding Tax @ 4%	
Other Charges	
Less: Provisional/Bill Corrections	
Adjustments - Debit	
Adjustments - Credit	

VIEW YOUR GAS BILL ONLINE

آپ اپنا DUPLICATE بل کل کر دیجئے دوبارہ دیپ ساٹ
www.ssgc.com.pk
سے حاصل کر سکتے ہیں۔ مزید معلومات اور تفصیلات کے لئے
1199 پر کال کیجئے

Sui Southern Gas Company Limited

Visit our website at www.ssgc.com.pk to view and download your duplicate gas bill.

For inquiries and assistance, please call 1199.

1199

www.ssgc.com.pk

Sui Southern Gas Company Limited
Block 14, Sir Shah Suleman Road
Gulshan-e-Iqbal, Karachi 75300
SSGC www.ssgc.com.pk

M/S KESC BIN QASIM (RUN 08)
K - Electric Limited
Plot No.EZ/1/1,

Customer Number	Total Amount Due	Due Date	After Due Date
0424859959 (1)	14,369,525,369	15 Jun 2023	14,369,525,369

Sui Southern Gas Company Limited

SSGC Block 14, Sir Shah Suleman Road, Gulshan-e-Iqbal, Karachi 75300 www.ssgc.com.pk

SSGC General Sales Tax Number 02-04-9028-001-19

KESC BIN QASIM (RUN 09)
K - Electric Limited
Plot No.EZ/1/1,
Bin Qasim, Karachi

Billing Group: (A-I1/0108985 /09)

For emergencies and complaints please call 1199

SERVICE WITH A SMILE
Contact your Neighborhood Customer Facilitation Center at:
SIR SHAH SULEMAN ROAD
GULSHAN-E-IQBAL
NEAR CIVIC CENTER. TEL: 99021041

ACCOUNT INFORMATION

Customer Number:	1463452993 (8)
Billing Month	May- 2023
Tariff/Customer Class	IND
GST/NTN Number:	1200271600728

Issue Date: 01-Jun 2023

ACCOUNT SUMMARY AS OF

Previous Balance (Rs.)	Current Charges (Rs.)	Payable Within Due Date (Rs.)	Late Payment Surcharge (Rs.)	Payment After Due Date (Rs.)	Due Date
14,861,778,805	39,860,999	14,901,639,803		14,901,639,803	15 Jun 2023

MONTHLY CONSUMPTION

METER INFORMATION

METER No.	CURRENT DATE	CURRENT READING	PREVIOUS DATE	PREVIOUS READING	MEASURED QTY (SCM)
25093848	31-May-2023	70057900	30-Apr-2023	63419977	6637923
RLNG VOL	31-May-2023		30-Apr-2023		5730087 -

SMS CODE	GCV (BTU/SCF)	MMBTU	No. OF MONTHS	PRESSURE	TEMPERATURE
	998.351612	32,169.530754	01	1	1

BILL & PAYMENT HISTORY

Month	Bill Amount (Rs.)	Payment Date	Amount (Rs.)

BILL CALCULATION

ACTUAL BILL CONSUMPTIVE

COMPUTATION OF CURRENT GAS CHARGES

SLAB	CMs	MMBTU	RATE/ MMBTU (Rs.)	AMOUNT (Rs.)

IMPORTANT MESSAGES

CURRENT CHARGES (Rs.)

Gas Charges	33,778,007
Meter Rent	2,500
General Sales Tax	6,080,491
Withholding Tax @ 4%	
Other Charges	
Less: Provisional/Bill Corrections	
Adjustments - Debit	
Adjustments - Credit	

VIEW YOUR GAS BILL ONLINE

آپ اپنا DUPLICATE گیس بل گھر بیٹھے ہوئی ویب سائٹ
www.ssgc.com.pk
سے حاصل کر سکتے ہیں۔ مزید معلومات اور تفصیلات کے لیے
1199 پر کال کیجیے

Sui Southern Gas Company Limited



Visit our website at www.ssgc.com.pk to view and download your duplicate gas bill.

For inquiries and assistance, please call 1199.

1199

www.ssgc.com.pk

Sui Southern Gas Company Limited
Block 14, Sir Shah Suleman Road
Gulshan-e-Iqbal, Karachi 75300
SSGC www.ssgc.com.pk

M/S KESC BIN QASIM (RUN 09)
K - Electric Limited
Plot No.EZ/1/1,

Customer Number	Total Amount Due	Due Date	After Due Date
1463452993 (8)	14,901,639,803	15 Jun 2023	14,901,639,803

Sui Southern Gas Company Limited

SSGC Block 14, Sir Shah Suleman Road, Gulshan-e-Iqbal, Karachi 75300 www.ssgc.com.pk

SSGC General Sales Tax Number 02-04-9028-001-19

KESC BIN QASIM (RUN 10)
K - Electric Limited
Plot No.EZ/1/1,
Bin Qasim, Karachi

Billing Group: (A-11/0108985 /09)

For emergencies and complaints please call 1199

SERVICE WITH A SMILE
Contact your Neighborhood Customer Facilitation Center at:
SIR SHAH SULEMAN ROAD
GULSHAN-E-IQBAL
NEAR CIVIC CENTER. TEL: 99021041

Account Information

Customer Number:	1339600597 (0)
Billing Month	May- 2023
Tariff/Customer Class	IND
GST/NTN Number:	1200271600728

Issue Date: 01-Jun-2023

ACCOUNT SUMMARY AS OF

Previous Balance (Rs.)	Current Charges (Rs.)	Payable Within Due Date (Rs.)	Late Payment Surcharge (Rs.)	Payable After Due Date (Rs.)	Due Date
15,542,955,144	40,943,726	15,583,898,871		15,583,898,871	15 Jun 2023

Monthly Consumption

Meter Information

METER No.	CURRENT DATE	CURRENT READING	PREVIOUS DATE	PREVIOUS READING	MEASURED QTY (SCM)
25093841	31-May-2023	84281922	30-Apr-2023	77472550	6809372
RLNG VOL	31-May-2023		30-Apr-2023		5876875 -

SMS CODE	GCV (BTU/SCF)	MMBTU	No. OF MONTHS	PRESSURE	TEMPERATURE
	998.351612	33,043.403125	01	1	1

Bill Payment History

Month	Bill Amount (Rs.)	Payment Date	Amount (Rs.)

Bill Related Info

ACTUAL BILL CONSUMPTIVE

Sales Tax Detail of Current Month Charges

SLAB	CMs	MMBTU	RATE/ MMBTU (Rs.)	AMOUNT (Rs.)

Important Messages

Current Charges Details

Gas Charges	34,695,573
Meter Rent	2,500
General Sales Tax	6,245,653
Withholding Tax @ 4%	
Other Charges	
Less: Provisional/Bill Corrections	
Adjustments - Debit	
Adjustments - Credit	

View Your Gas Bill Online

DUPLICATE گیس بل آن لائن دیکھیں

www.ssgc.com.pk

Sui Southern Gas Company Limited

Visit our website at www.ssgc.com.pk to view and download your duplicate gas bill.

For inquiries and assistance, please call 1199.

1199

Sui Southern Gas Company Limited
Block 14, Sir Shah Suleman Road
Gulshan-e-Iqbal, Karachi 75300
SSGC www.ssgc.com.pk

M/S KESC BIN QASIM (RUN 10)
K - Electric Limited
Plot No.EZ/1/1,

Customer Number	Total Amount Due	Due Date	After Due Date
1339600597 (0)	15,583,898,871	15 Jun 2023	15,583,898,871

Sui Southern Gas Company Limited

SSGC Block 14, Sir Shah Suleman Road, Gulshan-e-Iqbal, Karachi 75300 www.ssgc.com.pk

SSGC General Sales Tax Number 02-04-9028-001-19

KESC BIN QASIM (RUN 11)
K - Electric Limited
Plot No.EZ/1/1,
Bin Qasim, Karachi

Billing Group: (A-I1/0108985 /09)

For emergencies and complaints please call 1199

SERVICE WITH A SMILE
Contact your Neighborhood Customer Facilitation Center at:
SIR SHAH SULEMAN ROAD
GULSHAN-E-IQBAL
NEAR CIVIC CENTER. TEL: 99021041

CONSUMER INFORMATION

Customer Number: 3188266041 (3)
Billing Month May-2023
Tariff/Customer Class IND
GST/NTN Number: 1200271600728

Issue Date: 01-Jun-2023

ACCOUNT SUMMARY AS OF

Previous Balance (Rs.)	Current Charges (Rs.)	Payable Within Due Date (Rs.)	Late Payment Surcharge (Rs.)	Payable After Due Date (Rs.)	Due Date
13,141,260,224	36,567	13,141,296,791		13,141,296,791	15 Jun 2023

MONTHLY CONSUMPTION

METER INFORMATION

METER No.	CURRENT DATE	CURRENT READING	PREVIOUS DATE	PREVIOUS READING	MEASURED QTY (SCM)
25093844	31-May-2023	2447	30-Apr-2023	2436	11
RLNG VOL	31-May-2023		30-Apr-2023		11 -

SMS CODE	GCV (BTU/SCF)	MMBTU	No. OF MONTHS	PRESSURE	TEMPERATURE
	998.351612	.0	01	1	1

BILL & PAYMENT HISTORY

Month	Bill Amount (Rs.)	Payment Date	Amount (Rs.)

BILL CALCULATION

ACTUAL BILL CONSUMPTIVE

COMPUTATION OF CURRENT GAS CHARGES

SLAB	CMs	MMBTU	RATE/ MMBTU (Rs.)	AMOUNT (Rs.)

INSTALLMENT DETAILS

CURRENT CHARGES (Rs.)

Gas Charges	28,489
Meter Rent	2,500
General Sales Tax	5,578
Withholding Tax @ 4%	
Other Charges	
Less: Provisional/Bill Corrections	
Adjustments - Debit	
Adjustments - Credit	

VIEW YOUR GAS BILL ONLINE

DUPLICATE آپ کا

www.ssgc.com.pk

Visit our website at www.ssgc.com.pk to view and download your duplicate gas bill.

For inquiries and assistance, please call 1199.

1199

Sui Southern Gas Company Limited
Block 14, Sir Shah Suleman Road
Gulshan-e-Iqbal, Karachi 75300
SSGC www.ssgc.com.pk

M/S KESC BIN QASIM (RUN 11)
K - Electric Limited
Plot No.EZ/1/1,

Customer Number	Total Amount Due	Due Date	Amount Paid After
3188266041 (3)	13,141,296,791	15 Jun 2023	13,141,296,791

Sui Southern Gas Company Limited

SSGC Block 14, Sir Shah Suleman Road, Gulshan-e-Iqbal, Karachi 75300 www.ssgc.com.pk

SSGC General Sales Tax Number 02-04-9028-001-19

KESC BIN QASIM (RUN 01)
K - Electric Limited
Plot No.EZ/1/1,
Bin Qasim, Karachi

Billing Group: (A-11/0108985 /09)

For emergencies and complaints please call 1199

SERVICE WITH A SMILE
Contact your Neighborhood Customer Facilitation Center at:
SIR SHAH SULEMAN ROAD
GULSHAN-E-IQBAL
NEAR CIVIC CENTER. TEL: 99021041

ACCOUNT INFORMATION

Customer Number:	7934380000 (3)
Billing Month	May- 2023
Tariff/Customer Class	IND
GST/NTN Number:	1200271600728

Issue Date: 01-Jun-2023

ACCOUNT SUMMARY AS OF

Previous Balance (Rs.)	Current Charges (Rs.)	Payable Within Due Date (Rs.)	Late Payment Surcharge (Rs.)	Payable After Due Date (Rs.)	Due Date
4,788,278,594	37,050	4,788,315,644		4,788,315,644	15 Jun 2023

MONTHLY CONSUMPTION

METER READING DETAILS

METER No.	CURRENT DATE	CURRENT READING	PREVIOUS DATE	PREVIOUS READING	MEASURED QTY (SCM)
18143200	31-May-2023	31881708	30-Apr-2023	31881708	0
RLNG VOL	31-May-2023		30-Apr-2023		0 -

SMS CODE	GCV (BTU/SCF)	MMBTU	No. OF MONTHS	PRESSURE	TEMPERATURE
	998.351612	.0	01	1	1

BILL & PAYMENT HISTORY

Month	Bill Amount (Rs.)	Payment Date	Amount (Rs.)

BASIS OF CALCULATION

ACTUAL BILL CONSUMPTIVE

CALCULATION OF GUIDELINE GAS CHARGES

SLAB	CMs	MMBTU	RATE/ MMBTU (Rs.)	AMOUNT (Rs.)

IMPORTANT MESSAGES

CURRENT CHARGES (Rs.)

Gas Charges	28,898
Meter Rent	2,500
General Sales Tax	5,652
Withholding Tax @ 4%	
Other Charges	
Less: Provisional/Bill Corrections	
Adjustments - Debit	
Adjustments - Credit	

VIEW YOUR GAS BILL ONLINE

DUPLICATE BILL

www.ssgc.com.pk

Sui Southern Gas Company Limited

Visit our website at www.ssgc.com.pk to view and download your duplicate gas bill.

For inquiries and assistance, please call 1199.

1199

Sui Southern Gas Company Limited
Block 14, Sir Shah Suleman Road
Gulshan-e-Iqbal, Karachi 75300
SSGC www.ssgc.com.pk

M/S KESC BIN QASIM (RUN 01)
K - Electric Limited
Plot No.EZ/1/1,

Customer Number	Total Amount Due	Due Date	After Due Date
7934380000 (3)	4,788,315,644	15 Jun 2023	4,788,315,644

Sui Southern Gas Company Limited

SSGC Block 14, Sir Shah Suleman Road, Gulshan-e-Iqbal, Karachi 75300 www.ssgc.com.pk

SSGC General Sales Tax Number 02-04-9028-001-19

KESC BIN QASIM (RUN 02)
K - Electric Limited
Plot No.EZ/1/1,
Bin Qasim, Karachi

Billing Group: (A-I1/0108985 /09)

For emergencies and complaints please call 1199

SERVICE WITH A SMILE
Contact your Neighborhood Customer Facilitation Center at:
SIR SHAH SULEMAN ROAD
GULSHAN-E-IQBAL
NEAR CIVIC CENTER. TEL: 99021041

Customer Number: 2044380000 (6)
Billing Month May- 2023
Tariff/Customer Class IND
GST/NTN Number: 1200271600728

Issue Date: 01-Jun-2023

ACCOUNT SUMMARY AS OF

Previous Balance (Rs.)	Current Charges (Rs.)	Payable Within Due Date (Rs.)	Late Payment Surcharge (Rs.)	Payable After Due Date (Rs.)	Due Date
5,734,485,462	37,050	5,734,522,511		5,734,522,511	15 Jun 2023

PRINTED CONSUMER NO.

METER INFORMATION

METER No.	CURRENT DATE	CURRENT READING	PREVIOUS DATE	PREVIOUS READING	MEASURED QTY (SCM)
16392826	31-May-2023	29	30-Apr-2023	29	0
RLNG VOL	31-May-2023		30-Apr-2023		0 -

SMS CODE	GCV (BTU/SCF)	MMBTU	No. OF MONTHS	PRESSURE	TEMPERATURE
	998.351612	.0	01	1	1

BILL PAYMENT HISTORY

Month	Bill Amount (Rs.)	Payment Date	Amount (Rs.)

BILL CALCULATION

ACTUAL BILL CONSUMPTIVE

CONSUMPTION & CURRENT CHARGES

SLAB	CMs	MMBTU	RATE/ MMBTU (Rs.)	AMOUNT (Rs.)

IMPORTANT MESSAGES

CURRENT CHARGES (Rs.)

Gas Charges	28,898
Meter Rent	2,500
General Sales Tax	5,652
Withholding Tax @ 4%	
Other Charges	
Less: Provisional Bill Corrections	
Adjustments - Debit	
Adjustments - Credit	

VIEW YOUR GAS BILL ONLINE

DUPLICATE

www.ssgc.com.pk

Sui Southern Gas Company Limited

Visit our website at www.ssgc.com.pk to view and download your duplicate gas bill.

For inquiries and assistance, please call 1199. 1199

Sui Southern Gas Company Limited
Block 14, Sir Shah Suleman Road
Gulshan-e-Iqbal, Karachi 75300
SSGC www.ssgc.com.pk

M/S KESC BIN QASIM (RUN 02)
K - Electric Limited
Plot No.EZ/1/1,

Customer Number	Total Amount Due	Due Date	After Due Date
2044380000 (6)	5,734,522,511	15 Jun 2023	5,734,522,511

Sui Southern Gas Company Limited

SSGC Block 14, Sir Shah Suleman Road, Gulshan-e-Iqbal, Karachi 75300 www.ssgc.com.pk

SSGC General Sales Tax Number 02-04-9028-001-19

KESC BIN QASIM (RUN 03)
K - Electric Limited
Plot No.EZ/1/1,
Bin Qasim, Karachi

Billing Group: (A-I1/0108985 /09)

For emergencies and complaints please call 1199

SERVICE WITH A SMILE
Contact your Neighborhood Customer Facilitation Center at:
SIR SHAH SULEMAN ROAD
GULSHAN-E-IQBAL
NEAR CIVIC CENTER. TEL: 99021041

ACCOUNT INFORMATION

Customer Number: 5044380000 (3)
Billing Month: May-2023
Tariff/Customer Class: IND
GST/NTN Number: 1200271600728

Issue Date: 01-Jun-2023

ACCOUNT SUMMARY AS OF

Previous Balance (Rs.)	Current Charges (Rs.)	Payable Within Due Date (Rs.)	Late Payment Surcharge (Rs.)	Payable After Due Date (Rs.)	Due Date
5,270,590,112	37,050	5,270,627,162		5,270,627,162	15 Jun 2023

METER INFORMATION

METER No.	CURRENT DATE	CURRENT READING	PREVIOUS DATE	PREVIOUS READING	MEASURED QTY (SCM)
M12169664	31-May-2023	32269665	30-Apr-2023	32269665	0
RLNG VOL	31-May-2023		30-Apr-2023		0 -

SMS CODE	GCV (BTU/SCF)	MMBTU	No. OF MONTHS	PRESSURE	TEMPERATURE
	998.351612	.0	01	1	1

BILL & PAYMENT HISTORY

Month	Bill Amount (Rs.)	Payment Date	Amount (Rs.)

BILL CALCULATION

ACTUAL BILL CONSUMPTIVE

CALCULATION OF CURRENT GAS CHARGES

SLAB	CMs	MMBTU	RATE/ MMBTU (Rs.)	AMOUNT (Rs.)

IMPORTANT MESSAGES

CURRENT CHARGES (Rs.)

Gas Charges	28,898
Meter Rent	2,500
General Sales Tax	5,652
Witholding Tax @ 4%	
Other Charges	
Less: Provisional/Bill Corrections	
Adjustments - Debit	
Adjustments - Credit	

View Your Gas Bill Online

DUPLICATE

www.ssgc.com.pk

Visit our website at www.ssgc.com.pk to view and download your duplicate gas bill.

For inquiries and assistance, please call 1199.

1199

Sui Southern Gas Company Limited
Block 14, Sir Shah Suleman Road
Gulshan-e-Iqbal, Karachi 75300
www.ssgc.com.pk

M/S KESC BIN QASIM (RUN 03)
K - Electric Limited
Plot No.EZ/1/1,

Customer Number	Total Amount Due	Due Date	After Due Date
5044380000 (3)	5,270,627,162	15 Jun 2023	5,270,627,162

Sui Southern Gas Company Limited

SSGC Block 14, Sir Shah Suleman Road, Gulshan-e-Iqbal, Karachi 75300 www.ssgc.com.pk

SSGC General Sales Tax Number 02-04-9028-001-19

KESC BIN QASIM (RUN 04)
K - Electric Limited
Plot No.EZ/1/1,
Bin Qasim, Karachi

Billing Group: (A-I1/0108985 /09)

For emergencies and complaints please call 1199

SERVICE WITH A SMILE
Contact your Neighborhood Customer Facilitation Center at:
SIR SHAH SULEMAN ROAD
GULSHAN-E-IQBAL
NEAR CIVIC CENTER. TEL: 99021041

Customer Information

Customer Number: 1044380000 (7)
Billing Month May- 2023
Tariff/Customer Class IND
GST/NTN Number: 1200271600728

Issue Date: 01-Jun-2023

ACCOUNT SUMMARY AS OF

Previous Balance (Rs.)	Current Charges (Rs.)	Payable Within Due Date (Rs.)	Late Payment Surcharge (Rs.)	Payable After Due Date (Rs.)	Due Date
3,737,382,661	37,050	3,737,419,711		3,737,419,711	15 Jun 2023

MONTHLY CONSUMPTION

METER INFORMATION

METER No.	CURRENT DATE	CURRENT READING	PREVIOUS DATE	PREVIOUS READING	MEASURED QTY (SCM)
18143203	31-May-2023	15242395	30-Apr-2023	15242395	0
RLNG VOL	31-May-2023		30-Apr-2023		0 -

SMS CODE	GCV (BTU/SCF)	MMBTU	No. OF MONTHS	PRESSURE	TEMPERATURE
	998.351612	.0	01	1	1

BILL & PAYMENT HISTORY

Month	Bill Amount (Rs.)	Payment Date	Amount (Rs.)

BILL CALCULATION

ACTUAL BILL CONSUMPTIVE

Calculation of CURRENT GAS CHARGES

SLAB	CMs	MMBTU	RATE/ MMBTU (Rs.)	AMOUNT (Rs.)

IMPORTANT MESSAGES

CURRENT CHARGES (Rs.)

Gas Charges	28,898
Meter Rent	2,500
General Sales Tax	5,652
Withholding Tax @ 4%	
Other Charges	
Less: Provisional/Bill Corrections	
Adjustments - Debit	
Adjustments - Credit	

VIEW YOUR GAS BILL ONLINE

DUPLICATE

www.ssgc.com.pk

Visit our website at www.ssgc.com.pk to view and download your duplicate gas bill.

For inquiries and assistance, please call 1199.

1199

Sui Southern Gas Company Limited
Block 14, Sir Shah Suleman Road
Gulshan-e-Iqbal, Karachi 75300
SSGC www.ssgc.com.pk

M/S KESC BIN QASIM (RUN 04)
K - Electric Limited
Plot No.EZ/1/1,

Customer Number	Total Amount Due	Due Date	After Due Date
1044380000 (7)	3,737,419,711	15 Jun 2023	3,737,419,711

Sui Southern Gas Company Limited

SSGC Block 14, Sir Shah Suleman Road, Gulshan-e-Iqbal, Karachi 75300 www.ssgc.com.pk

SSGC General Sales Tax Number 02-04-9028-001-19

KESC BIN QASIM (RUN 05)
K - Electric Limited
Plot No.EZ/1/1,
Bin Qasim, Karachi

Billing Group: (A-I1/0108985 /09)

For emergencies and complaints please call 1199

SERVICE WITH A SMILE
Contact your Neighborhood Customer Facilitation Center at:
SIR SHAH SULEMAN ROAD
GULSHAN-E-IQBAL
NEAR CIVIC CENTER. TEL: 99021041

CONSUMER INFORMATION

Customer Number:	4044380000 (4)
Billing Month	May- 2023
Tariff/Customer Class	IND
GST/NTN Number:	1200271600728

Issue Date: 01-Jun-2023

ACCOUNT SUMMARY AS OF

Previous Billing (Rs.)	Current Charges (Rs.)	Payable Within Due Date (Rs.)	Late Payment Surcharge (Rs.)	Payable After Due Date (Rs.)	Due Date
4,652,870,021	37,050	4,652,907,070		4,652,907,070	15 Jun 2023

METER INFORMATION

METER No.	CURRENT DATE	CURRENT READING	PREVIOUS DATE	PREVIOUS READING	MEASURED QTY (SCM)
M2121940	31-May-2023	91641466	30-Apr-2023	91641466	0
RLNG VOL	31-May-2023		30-Apr-2023		0 -

SMS CODE	GCV (BTU/SCF)	MMBTU	No. OF MONTHS	PRESSURE	TEMPERATURE
	998.351612	.0	01	1	1

BILL PAYMENT HISTORY

Month	Bill Amount (Rs.)	Payment Date	Amount (Rs.)

BILL CALCULATION

ACTUAL BILL CONSUMPTIVE

CALCULATION OF CURRENT GAS CHARGES

SLAB	CMs	MMBTU	RATE/ MMBTU (Rs.)	AMOUNT (Rs.)

IMPORTANT MESSAGES

CURRENT CHARGES (Rs.)

Gas Charges	28,898
Meter Rent	2,500
General Sales Tax	5,652
Withholding Tax @ 4%	
Other Charges	
Less: Provisional/Bill Corrections	
Adjustments - Debit	
Adjustments - Credit	

VIEW YOUR GAS BILL ONLINE

DUPLICATE

www.ssgc.com.pk

Sui Southern Gas Company Limited

Visit our website at www.ssgc.com.pk to view and download your duplicate gas bill.

For inquiries and assistance, please call 1199.

1199

Sui Southern Gas Company Limited
Block 14, Sir Shah Suleman Road
Gulshan-e-Iqbal, Karachi 75300
SSGC www.ssgc.com.pk

M/S KESC BIN QASIM (RUN 05)
K - Electric Limited
Plot No.EZ/1/1,

Customer Number	Total Amount Due	Due Date	After Due Date
4044380000 (4)	4,652,907,070	15 Jun 2023	4,652,907,070

Sui Southern Gas Company Limited

SSGC Block 14, Sir Shah Suleman Road, Gulshan-e-Iqbal Karachi 75300 www.ssgc.com.pk

SSGC General Sales Tax Number 02-04-9028-001-19

KESC BIN QASIM (RUN 06)
K - Electric Limited
Plot No.EZ/1/1,
Bin Qasim, Karachi

Billing Group: (A-I1/0108985 /09)

For emergencies and complaints please call 1199

SERVICE WITH A SMILE
Contact your Neighborhood
Customer Facilitation Center at:
SIR SHAH SULEMAN ROAD
GULSHAN-E-IQBAL
NEAR CIVIC CENTER. TEL:
99021041

Accounts Section

Customer Number:	9934380000 (1)
Billing Month	May-2023
Tariff/Customer Class	IND
GST/NTN Number:	1200271600728

Issue Date: 01-Jun-2023

ACCOUNT SUMMARY AS OF

Previous Balance (Rs.)	Current Charges (Rs.)	Payable Within Due Date (Rs.)	Late Payment Surcharge (Rs.)	Payable After Due Date (Rs.)	Due Date
6,850,560,724	4,057,834	6,854,618,558		6,854,618,558	15 Jun 2023

Monthly Consumption

Meter Reading Details

METER No.	CURRENT DATE	CURRENT READING	PREVIOUS DATE	PREVIOUS READING	MEASURED QTY (SCM)
18143197	31-May-2023	59934118	30-Apr-2023	59120520	813598
RLNG VOL	31-May-2023		30-Apr-2023		721241 -

SMS CODE	GCV (BTU/SCF)	MMBTU	No. OF MONTHS	PRESSURE	TEMPERATURE
	998.351612	3,272.707132	01	1	1

Bills & Payment History

Month	Bill Amount (Rs.)	Payment Date	Amount (Rs.)

Bill Calculation

ACTUAL BILL CONSUMPTIVE

Calculation of Current Gas Charges

SLAB	CMs	MMBTU	RATE/ MMBTU (Rs.)	AMOUNT (Rs.)

Important Messages

Current Charges (Rs.)

Gas Charges	3,436,342
Meter Rent	2,500
General Sales Tax	618,992
Withholding Tax @ 4%	
Other Charges	
Less: Provisional/Bill Corrections	
Adjustments - Debit	
Adjustments - Credit	

VIEW YOUR GAS BILL ONLINE

DUPLICATE

www.ssgc.com.pk

Visit our website at www.ssgc.com.pk to view and download your duplicate gas bill.

For inquiries and assistance, please call 1199.

1199

Sui Southern Gas Company Limited
Block 14, Sir Shah Suleman Road
Gulshan-e-Iqbal, Karachi 75300
SSGC www.ssgc.com.pk

M/S KESC BIN QASIM (RUN 06)
K - Electric Limited
Plot No.EZ/1/1,

Customer Number	Total Amount Due	Due Date	After Due Date
9934380000 (1)	6,854,618,558	15 Jun 2023	6,854,618,558

Sui Southern Gas Company Limited

SSGC Block 14, Sir Shah Suleman Road, Gulshan-e-Iqbal, Karachi 75300 www.ssgc.com.pk

SSGC General Sales Tax Number 02-04-9028-001-19

KESC KORANGI THERMAL POWER STATION (KTPS)
K - Electric Limited
Plot No. 1.,
Ibrahim Haydri Korangin Creek, Near PAF Base Korangi

Billing Group: (A-II/0108985 /09)

For emergencies and complaints please call 1199

SERVICE WITH A SMILE
Contact your Neighborhood Customer Facilitation Center at:
SIR SHAH SULEMAN ROAD
GULSHAN-E-IQBAL
NEAR CIVIC CENTER. TEL: 99021041

Customer Number: 8688117075 (6)
Billing Month: May-2023
Tariff/Customer Class: IND
GST/NTN Number: 1200271600728

Issue Date: 01-Jun-2023

ACCOUNT SUMMARY AS OF

Previous Balance (Rs.)	Current Charges (Rs.)	Payable Within Due Date (Rs.)	Late Payment Surcharge (Rs.)	Payable After Due Date (Rs.)	Due Date
8,724,984,984	11,873	8,724,996,856		8,724,996,856	15 Jun 2023

MONTHLY CONSUMPTION

METER INFORMATION

METER No.	CURRENT DATE	CURRENT READING	PREVIOUS DATE	PREVIOUS READING	MEASURED QTY (SCM)
16384818	31-May-2023	1559881	30-Apr-2023	1477152	82729
RLNG VOL	31-May-2023		30-Apr-2023		82528 -

SMS CODE	GCV (BTU/SCF)	MMBTU	No. OF MONTHS	PRESSURE	TEMPERATURE
	1009.43871	7.201614	01	1	1

BILL & PAYMENT HISTORY

Month	Bill Amount (Rs.)	Payment Date	Amount (Rs.)

BILL CALCULATION

ACTUAL BILL CONSUMPTIVE

CALCULATION FOR CURRENT CHARGES (Rs.)

SLAB	CMs	MMBTU	RATE/ MMBTU (Rs.)	AMOUNT (Rs.)

MESSAGE(S)

CURRENT CHARGES (Rs.)

Gas Charges	7,562
Meter Rent	2,500
General Sales Tax	1,811
Withholding Tax @ 4%	
Other Charges	
Less: Provisional Bill Corrections	
Adjustments - Debit	
Adjustments - Credit	

VIEW YOUR GAS BILL ONLINE

DUPLICATE بل

www.ssgc.com.pk

Visit our website at www.ssgc.com.pk to view and download your duplicate gas bill.

For inquiries and assistance, please call 1199.

1199

Sui Southern Gas Company Limited
Block 14, Sir Shah Suleman Road
Gulshan-e-Iqbal, Karachi 75300
SSGC www.ssgc.com.pk

M/S KESC KORANGI THERMAL POWER STATION (KTPS)
K - Electric Limited
Plot No. 1.,

Customer Number	Total Amount Due	Due Date	After Due Date
8688117075 (6)	8,724,996,856	15 Jun 2023	8,724,996,856

Sui Southern Gas Company Limited

SSGC Block 14, Sir Shah Suleman Road, Gulshan-e-Iqbal, Karachi 75300 www.ssgc.com.pk

SSGC General Sales Tax Number 02-04-9028-001-19

KESC KORANGI THERMAL POWER STATION (KTPS)
K - Electric Limited
Plot No. 1.,
Ibrahim Haydri Korangin Creek, Near PAF Base Korangi

Billing Group: (A-I1/0108985 /09)

For emergencies and complaints please call **1199**

SERVICE WITH A SMILE
Contact your Neighborhood Customer Facilitation Center at:
SIR SHAH SULEMAN ROAD
GULSHAN-E-IQBAL
NEAR CIVIC CENTER. TEL: 99021041

ACCOUNT INFORMATION

Customer Number:	7070404620 (3)
Billing Month	May- 2023
Tariff/Customer Class	IND
GST/NTN Number:	1200271600728

Issue Date: 01-Jun 2023

ACCOUNT SUMMARY AS OF

Previous Balance (Rs.)	Current Charges (Rs.)	Payable Within Due Date (Rs.)	Late Payment Surcharge (Rs.)	Payment After Due Date (Rs.)	Due Date
8,891,120,346	11,606	8,891,131,953		8,891,131,953	15 Jun 2023

MONTHLY CONSUMPTION

METER INFORMATION

METER No.	CURRENT DATE	CURRENT READING	PREVIOUS DATE	PREVIOUS READING	MEASURED QTY (SCM)
16392828	31-May-2023	98943294	30-Apr-2023	98859722	83572
RLNG VOL	31-May-2023		30-Apr-2023		83377 -

SMS CODE	GCV (BTU/SCF)	MMBTU	No. OF MONTHS	PRESSURE	TEMPERATURE
	1009.43871	6.98664	01	1	1

BILL & PAYMENT HISTORY

Month	Bill Amount (Rs.)	Payment Date	Amount (Rs.)

BILL CALCULATION

ACTUAL BILL CONSUMPTIVE

COMPUTATION OF CURRENT GAS CHARGES

SLAB	CMs	MMBTU	RATE/ MMBTU (Rs.)	AMOUNT (Rs.)

IMPORTANT MESSAGES

CURRENT CHARGES (Rs.)

Gas Charges	7,336
Meter Rent	2,500
General Sales Tax	1,770
Withholding Tax @ 4%	
Other Charges	
Less: Provisional/Bill Corrections	
Adjustments - Debit	
Adjustments - Credit	

VIEW YOUR GAS BILL ONLINE

آپ اپنا DUPLICATE گیس بل کر سکتے ہیں وہ ویب سائٹ
www.ssgc.com.pk
سے حاصل کر سکتے ہیں۔ مزید معلومات اور تفصیلات کے لئے
۱۱۹۹ پر کال کیجئے

Sui Southern Gas Company Limited

Visit our website at www.ssgc.com.pk to view and download your duplicate gas bill.

For inquiries and assistance, please call 1199.

1199

www.ssgc.com.pk

Sui Southern Gas Company Limited
Block 14, Sir Shah Suleman Road
Gulshan-e-Iqbal, Karachi 75300
SSGC www.ssgc.com.pk

M/S KESC KORANGI THERMAL POWER STATION (KTPS)
K - Electric Limited
Plot No. 1.,

Customer Number	Total Amount Due	Due Date	After Due Date
7070404620 (3)	8,891,131,953	15 Jun 2023	8,891,131,953

Sui Southern Gas Company Limited

SSGC Block 14, Sir Shah Suleman Road, Gulshan-e-Iqbal, Karachi 75300 www.ssgc.com.pk

SSGC General Sales Tax Number 02-04-9028-001-19

KESC KORANGI THERMAL POWER STATION (KTPS-By Pass)
K - Electric Limited
Plot No. 1.,
Ibrahim Haydri Korangio Creek, Near PAF Base Korangi

Billing Group: (A-11/0108985 /09)

For emergencies and complaints please call 1199

SERVICE WITH A SMILE
Contact your Neighborhood Customer Facilitation Center at:
SIR SHAH SULEMAN ROAD
GULSHAN-E-IQBAL
NEAR CIVIC CENTER. TEL: 99021041

ACCOUNT INFORMATION

Customer Number:	4949261420 (8)
Billing Month	May- 2023
Tariff/Customer Class	IND
GST/NTN Number:	1200271600728

Issue Date: 01-Jun-2023

ACCOUNT SUMMARY AS OF

Previous Balance (Rs.)	Current Charges (Rs.)	Payable Within Due Date (Rs.)	Late Payment Surcharge (Rs.)	Payable After Due Date (Rs.)	Due Date
1,653,932,461	37,050	1,653,969,510		1,653,969,510	15 Jun 2023

MONTHLY CONSUMPTION

METER INFORMATION

METER No.	CURRENT DATE	CURRENT READING	PREVIOUS DATE	PREVIOUS READING	MEASURED QTY (SCM)
20609091	31-May-2023	36	30-Apr-2023	36	0
RLNG VOL	31-May-2023		30-Apr-2023		0 -

SMS CODE	GCV (BTU/SCF)	MMBTU	No. OF MONTHS	PRESSURE	TEMPERATURE
	1009.43871	.0	01	1	1

BILL & PAYMENT HISTORY

Month	Bill Amount (Rs.)	Payment Date	Amount (Rs.)

BILL CALCULATION

ACTUAL BILL CONSUMPTIVE

CALCULATION OF CURRENT GAS CHARGES

SLAB	CMs	MMBTU	RATE/ MMBTU (Rs.)	AMOUNT (Rs.)

IMPORTANT MESSAGES

CURRENT CHARGES (Rs.)

Gas Charges	28,898
Meter Rent	2,500
General Sales Tax	5,652
Withholding Tax @ 4%	
Other Charges	
Less: Provisional/Bill Corrections	
Adjustments - Debit	
Adjustments - Credit	

VIEW YOUR GAS BILL ONLINE

DUPLICATE BILL

www.ssgc.com.pk

Visit our website at www.ssgc.com.pk to view and download your duplicate gas bill.

For inquiries and assistance, please call 1199. 1199

Sui Southern Gas Company Limited
Block 14, Sir Shah Suleman Road
Gulshan-e-Iqbal, Karachi 75300
SSGC www.ssgc.com.pk

M/S KESC KORANGI THERMAL POWER STATION (KTPS-By Pass)
K - Electric Limited
Plot No. 1.,

Customer Number	Total Amount Due	Due Date	After Due Date
4949261420 (8)	1,653,969,510	15 Jun 2023	1,653,969,510

Sui Southern Gas Company Limited

SSGC Block 14, Sir Shah Suleman Road, Gulshan-e-Iqbal, Karachi 75300 www.ssgc.com.pk

SSGC General Sales Tax Number 02-04-9028-001-19

KESC KORANGI TOWN GAS TURBINE (KTGT)
K - Electric Limited
Plot No. 1.,
Sector-19 Korangi Industrial Area, NC 376 Deh Fai Tappo Landhi

Billing Group: (A-11/0108985 /09)

For emergencies and complaints please call 1199

SERVICE WITH A SMILE
Contact your Neighborhood Customer Facilitation Center at:
SIR SHAH SULEMAN ROAD
GULSHAN-E-IQBAL
NEAR CIVIC CENTER. TEL: 99021041

Customer Number: 6322910000 (1)
Billing Month: May-2023
Tariff/Customer Class: IND
GST/NTN Number: 1200271600728

Issue Date: 01-Jun-2023

ACCOUNT SUMMARY AS OF

Previous Balance (Rs.)	Current Charges (Rs.)	Payable Within Due Date (Rs.)	Late Payment Surcharge (Rs.)	Payable After Due Date (Rs.)	Due Date
4,924,787,212	37,640	4,924,824,852		4,924,824,852	15 Jun 2023

MONTHLY GAS CONSUMPTION

METER INFORMATION

METER No.	CURRENT DATE	CURRENT READING	PREVIOUS DATE	PREVIOUS READING	MEASURED QTY (SCM)
16128823	31-May-2023	28404679	30-Apr-2023	28404679	0
RLNG VOL	31-May-2023		30-Apr-2023		0

SMS CODE	GCV (BTU/SCF)	MMBTU	No. OF MONTHS	PRESSURE	TEMPERATURE
	960.354838	.0	01	1	1

BILL PAYMENT HISTORY

Month	Bill Amount (Rs.)	Payment Date	Amount (Rs.)

BILL CALCULATION

ACTUAL BILL CONSUMPTIVE

CALCULATION OF CURRENT GAS CHARGES

SLAB	CMs	MMBTU	RATE/ MMBTU (Rs.)	AMOUNT (Rs.)

IMPORTANT MESSAGES

CURRENT BILL DETAILS

Gas Charges	28,898
Meter Rent	3,000
General Sales Tax	5,742
Withholding Tax @ 4%	
Other Charges	
Less: Provisional/Bill Corrections	
Adjustments - Debit	
Adjustments - Credit	

VIEW YOUR GAS BILL ONLINE

DUPLICATE

www.ssgc.com.pk

Visit our website at www.ssgc.com.pk to view and download your duplicate gas bill.

For inquiries and assistance, please call 1199.

1199

Sui Southern Gas Company Limited
Block 14, Sir Shah Suleman Road
Gulshan-e-Iqbal, Karachi 75300
www.ssgc.com.pk

M/S KESC KORANGI TOWN GAS TURBINE (KTGT)
K - Electric Limited
Plot No. 1.,

Customer Number	Total Amount Due	Due Date	After Due Date
6322910000 (1)	4,924,824,852	15 Jun 2023	4,924,824,852

Sui Southern Gas Company Limited

SSGC Block 14, Sir Shah Suleman Road, Gulshan-e-Iqbal, Karachi 75300 www.ssgc.com.pk

SSGC General Sales Tax Number 02-04-9028-001-19

KESC KORANGI TOWN GAS TURBINE (KTGT)
K - Electric Limited
Plot No. 1.,
Sector-19 Korangi Industrial Area, NC 376 Deh Fal Tapoo Landhi

Billing Group: (A-I1/0108985 /09)

For emergencies and complaints please call 1199

SERVICE WITH A SMILE
Contact your Neighborhood Customer Facilitation Center at:
SIR SHAH SULEMAN ROAD
GULSHAN-E-IQBAL
NEAR CIVIC CENTER. TEL: 99021041

CONSUMER INFORMATION

Customer Number:	4655415095 (6)
Billing Month	May- 2023
Tariff/Customer Class	IND
GST/NTN Number:	1200271600728

Issue Date: 01-Jun-2023

ACCOUNT SUMMARY AS OF

Previous Balance (Rs.)	Current Charges (Rs.)	Payable Within Due Date (Rs.)	Late Payment Surcharge (Rs.)	Payable After Due Date (Rs.)	Due Date
2,092,411,461	37,050	2,092,448,511		2,092,448,511	15 Jun 2023

MONTHLY GAS CONSUMPTION

METER INFORMATION

METER No.	CURRENT DATE	CURRENT READING	PREVIOUS DATE	PREVIOUS READING	MEASURED QTY (SCM)
15300070	31-May-2023	11559	30-Apr-2023	11559	0
RLNG VOL	31-May-2023		30-Apr-2023		0 -

SMS CODE	GCV (BTU/SCF)	MMBTU	No. OF MONTHS	PRESSURE	TEMPERATURE
	960.354838	.0	01	1	1

BILL PAYMENT HISTORY

Month	Bill Amount (Rs.)	Payment Date	Amount (Rs.)

BILL CALCULATION

ACTUAL BILL CONSUMPTIVE

COMPUTATION OF CURRENT GAS CHARGES

SLAB	CMs	MMBTU	RATE/ MMBTU (Rs.)	AMOUNT (Rs.)

IMPORTANT MESSAGES

CURRENT CHARGES (Rs.)

Gas Charges	28,898
Meter Rent	2,500
General Sales Tax	5,652
Witholding Tax @ 4%	
Other Charges	
Less: Provisional/Bill Corrections	
Adjustments - Debit	
Adjustments - Credit	

VIEW YOUR GAS BILL ONLINE

DUPLICATE بل گیس

www.ssgc.com.pk

Sui Southern Gas Company Limited

Visit our website at www.ssgc.com.pk to view and download your duplicate gas bill.

For inquiries and assistance, please call 1199. 1199

Sui Southern Gas Company Limited
Block 14, Sir Shah Suleman Road
Gulshan-e-Iqbal, Karachi 75300
SSGC www.ssgc.com.pk

M/S KESC KORANGI TOWN GAS TURBINE (KTGT)
K - Electric Limited
Plot No. 1.,

Customer Number	Total Amount Due	Due Date	After Due Date
4655415095 (6)	2,092,448,511	15 Jun 2023	2,092,448,511

Sui Southern Gas Company Limited

SSGC Block 14, Sir Shah Suleman Road, Gulshan-e-Iqbal, Karachi 75300 www.ssgc.com.pk

SSGC General Sales Tax Number 02-04-9028-001-19

KESC KORANGI TOWN GAS TURBINE (KTGT)
K - Electric Limited
Plot No. 1.,
Sector-19 Korangi Industrial Area, NC 376 Deh Eal Tappo Landhi

Billing Group: (A-11/0108985 /09)

For emergencies and complaints please call 1199

SERVICE WITH A SMILE
Contact your Neighborhood Customer Facilitation Center at:
SIR SHAH SULEMAN ROAD GULSHAN-E-IQBAL
NEAR CIVIC CENTER. TEL: 99021041

Customer Number:	7903464064 (3)
Billing Month	May- 2023
Tariff/Customer Class	IND
GST/NTN Number:	1200271600728

Issue Date: 01-Jun-2023

ACCOUNT SUMMARY AS OF

Previous Balance (Rs.)	Current Charges (Rs.)	Payable Within Due Date (Rs.)	Late Payment Surcharges (LPS)	Payable After Due Date (Rs.)	Due Date
124,430,086	37,050	124,467,135		124,467,135	15 Jun 2023

MONTHLY CONSUMPTION

METER INFORMATION

METER No.	CURRENT DATE	CURRENT READING	PREVIOUS DATE	PREVIOUS READING	MEASURED QTY (SCM)
16844632	31-May-2023	8880340	30-Apr-2023	8880340	0
RLNG VOL	31-May-2023		30-Apr-2023		0 -

SMS CODE	GCV (BTU/SCF)	MMBTU	No. OF MONTHS	PRESSURE	TEMPERATURE
	960.354838	.0	01	1	1

BILLS / PAYMENTS HISTORY

Month	Bill Amount (Rs.)	Payment Date	Amount (Rs.)

BILLING DESCRIPTION

ACTUAL BILL CONSUMPTIVE

CONSUMPTION / SURCHARGES

SLAB	CMs	MMBTU	RATE/ MMBTU (Rs.)	AMOUNT (Rs.)

IMPORTANT MESSAGES

CURRENT CHARGES (Rs.)

Gas Charges	28,898
Meter Rent	2,500
General Sales Tax	5,652
Withholding Tax @ 4%	
Other Charges	
Less: Provisional/Bill Corrections	
Adjustments - Debit	
Adjustments - Credit	

VIEW YOUR GAS BILL ONLINE

DUPLICATE

www.ssgc.com.pk

Sui Southern Gas Company Limited

Visit our website at www.ssgc.com.pk to view and download your duplicate gas bill.

For inquiries and assistance, please call 1199. 1199

Sui Southern Gas Company Limited
Block 14, Sir Shah Suleman Road
Gulshan-e-Iqbal, Karachi 75300
SSGC www.ssgc.com.pk

M/S KESC KORANGI TOWN GAS TURBINE (KTGT)
K - Electric Limited
Plot No. 1.,

Customer Number	Total Amount Due	Due Date	After Due Date
7903464064 (3)	124,467,135	15 Jun 2023	124,467,135

Sui Southern Gas Company Limited

SSGC Block 14, Sir Shah Suleman Road, Gulshan-e-Iqbal, Karachi 75300 www.ssgc.com.pk

SSGC General Sales Tax Number 02-04-9028-001-19

KESC SITE GAS TURBINE POWER STATION - 1

K - Electric Limited

Plot No. F-255,

Site Area, (Site Gas Turbine Power Station)

Customer Number: 1796310000 (7)

Billing Month May-2023

Tariff/Customer Class IND

GST/NTN Number: 1200271600728

Billing Group: (A-I1/0108985 /09)

For emergencies and complaints please call 1199

SERVICE WITH A SMILE
Contact your Neighborhood Customer Facilitation Center at:
SIR SHAH SULEMAN ROAD
GULSHAN-E-IQBAL
NEAR CIVIC CENTER. TEL: 99021041

Issue Date: 01-Jun-2023

ACCOUNT SUMMARY AS OF

Previous Balance (Rs.)	Current Charges (Rs.)	Payable Within Due Date (Rs.)	Late Payment Surcharge (Rs.)	Payable After Due Date (Rs.)	Due Date
4,204,812,324	37,640	4,204,849,963		4,204,849,963	15 Jun 2023

MONTHLY CONSUMPTION

METER INFORMATION

METER No.	CURRENT DATE	CURRENT READING	PREVIOUS DATE	PREVIOUS READING	MEASURED QTY (SCM)
16647825	31-May-2023	6566121	30-Apr-2023	6566121	0
RLNG VOL	31-May-2023		30-Apr-2023		0 -

SMS CODE	GCV (BTU/SCF)	MMBTU	No. OF MONTHS	PRESSURE	TEMPERATURE
	1004.303224	.0	01	1	1

BILL PAYMENT HISTORY

Month	Bill Amount (Rs.)	Payment Date	Amount (Rs.)

BILL INFORMATION

ACTUAL BILL CONSUMPTIVE

CALCULATION OF CURRENT GAS CHARGES

SLAB	CMs	MMBTU	RATE/ MMBTU (Rs.)	AMOUNT (Rs.)

IMPORTANT MESSAGES

CURRENT CHARGES (Rs.)

Gas Charges	28,898
Meter Rent	3,000
General Sales Tax	5,742
Withholding Tax @ 4%	-
Other Charges	
Less: Provisional/Bill Corrections	
Adjustments - Debit	
Adjustments - Credit	

VIEW YOUR GAS BILL ONLINE

DUPLICATE BILL

www.ssgc.com.pk

Visit our website at www.ssgc.com.pk to view and download your duplicate gas bill.

For inquiries and assistance, please call 1199.

1199

Sui Southern Gas Company Limited
Block 14, Sir Shah Suleman Road
Gulshan-e-Iqbal, Karachi 75300
SSGC www.ssgc.com.pk

M/S KESC SITE GAS TURBINE POWER STATION - 1

K - Electric Limited

Plot No. F-255,

Customer Number	Total Amount Due	Due Date	After Due Date
1796310000 (7)	4,204,849,963	15 Jun 2023	4,204,849,963

Sui Southern Gas Company Limited

SSGC Block 14, Sir Shah Suleman Road, Gulshan-e-Iqbal, Karachi 75300 www.ssgc.com.pk

SSGC General Sales Tax Number 02-04-9028-001-19

KESC SITE GAS TURBINE POWER STATION - 2
K - Electric Limited
Plot No. F-255,
Site Area, (Site Gas Turbine Power Station)

Billing Group: (A-I1/0108985 /09)

For emergencies and complaints please call 1199

SERVICE WITH A SMILE
Contact your Neighborhood Customer Facilitation Center at:
SIR SHAH SULEMAN ROAD
GULSHAN-E-IQBAL
NEAR CIVIC CENTER. TEL: 99021041

Customer Number: 5999978254 (9)
Billing Month: May- 2023
Tariff/Customer Class: IND
GST/NTN Number: 1200271600728

Issue Date: 01-Jun-2023

ACCOUNT SUMMARY AS OF

Previous Balance (Rs.)	Current Charges (Rs.)	Payable Within Due Date (Rs.)	Late Payment Surcharge (Rs.)	Payable After Due Date (Rs.)	Due Date
3,323,561,792	37,050	3,323,598,842		3,323,598,842	15 Jun 2023

METER READING DETAILS

METER No.	CURRENT DATE	CURRENT READING	PREVIOUS DATE	PREVIOUS READING	MEASURED QTY (SCM)
13403410	31-May-2023	29131014	30-Apr-2023	29131014	0
RLNG VOL	31-May-2023		30-Apr-2023		0 -

SMS CODE	GCV (BTU/SCF)	MMBTU	No. OF MONTHS	PRESSURE	TEMPERATURE
	1004.303224	.0	01	1	1

BILL CALCULATION

ACTUAL BILL CONSUMPTIVE

CONSUMPTION & CURRENT CHARGES SLAB RATES

SLAB	CMs	MMBTU	RATE/ MMBTU (Rs.)	AMOUNT (Rs.)

BILL PAYMENT HISTORY

Month	Bill Amount (Rs.)	Payment Date	Amount (Rs.)

IMPORTANT MESSAGES

CURRENT CHARGES (Rs.)

Gas Charges	28,898
Meter Rent	2,500
General Sales Tax	5,652
Withholding Tax @ 4%	
Other Charges	
Less: Provisional Bill Corrections	
Adjustments - Debit	
Adjustments - Credit	

VIEW YOUR GAS BILL ONLINE

DUPLICATE

www.ssgc.com.pk

Visit our website at www.ssgc.com.pk to view and download your duplicate gas bill.

For inquiries and assistance, please call 1199.

Sui Southern Gas Company Limited
Block 14, Sir Shah Suleman Road
Gulshan-e-Iqbal, Karachi 75300
SSGC www.ssgc.com.pk

M/S KESC SITE GAS TURBINE POWER STATION - 2
K - Electric Limited
Plot No. F-255,

Customer Number	Total Amount Due	Due Date	After Due Date
5999978254 (9)	3,323,598,842	15 Jun 2023	3,323,598,842

Sui Southern Gas Company Limited

SSGC Block 14, Sir Shah Suleman Road, Gulshan-e-Iqbal, Karachi 75300 www.ssgc.com.pk

SSGC General Sales Tax Number 02-04-9028-001-19

KESC KORANGI THERMAL POWER STATION (KTPS)
K - Electric Limited
Plot No. 1.,
Ibrahim Haydri Korangin Creek, Near PAF Base Korangi

Billing Group: (A-II/0108985 /09)

For emergencies and complaints please call 1199

SERVICE WITH A SMILE
Contact your Neighborhood Customer Facilitation Center at:
SIR SHAH SULEMAN ROAD
GULSHAN-E-IQBAL
NEAR CIVIC CENTER. TEL: 99021041

Customer Number: 5350810000 (4)
Billing Month: May-2023
Tariff/Customer Class: IND
GST/NTN Number: 1200271600728

Issue Date: 01-Jun-2023

ACCOUNT SUMMARY AS OF

Previous Balance (Rs.)	Current Charges (Rs.)	Payable Within Due Date (Rs.)	Late Payment Surcharge (Rs.)	Payable After Due Date (Rs.)	Due Date
2,429,352	37,640	2,466,992		2,466,992	15 Jun 2023

MONTHLY CONSUMPTION

METER INFORMATION

METER No.	CURRENT DATE	CURRENT READING	PREVIOUS DATE	PREVIOUS READING	MEASURED QTY (SCM)
MMM00001	31-May-2023	1	30-Apr-2023	1	0
RLNG VOL	31-May-2023		30-Apr-2023		0 -

SMS CODE	GCV (BTU/SCF)	MMBTU	No. OF MONTHS	PRESSURE	TEMPERATURE
	1009.433333		01	1	1

BILL PAYMENT HISTORY

Month	Bill Amount (Rs.)	Payment Date	Amount (Rs.)

BILL CALCULATION

ACTUAL BILL CONSUMPTIVE

COMPUTATION OF CURRENT GAS CHARGES

SLAB	CMs	MMBTU	RATE/ MMBTU (Rs.)	AMOUNT (Rs.)

IMPORTANT MESSAGES

CURRENT CHARGES (Rs.)

Gas Charges	28,898
Meter Rent	3,000
General Sales Tax	5,742
Withholding Tax @ 4%	
Other Charges	
Less: Provisional/Bill Corrections	
Adjustments - Debit	
Adjustments - Credit	

VIEW YOUR GAS BILL ONLINE

DUPLICATE بل آپ

www.ssgc.com.pk

Sui Southern Gas Company Limited

Visit our website at www.ssgc.com.pk to view and download your duplicate gas bill.

For inquiries and assistance, please call 1199.

1199

Sui Southern Gas Company Limited
Block 14, Sir Shah Suleman Road
Gulshan-e-Iqbal, Karachi 75300
www.ssgc.com.pk

M/S KESC KORANGI THERMAL POWER STATION (KTPS)
K - Electric Limited
Plot No. 1.,

Customer Number	Total Amount Due	Due Date	After Due Date
5350810000 (4)	2,466,992	15 Jun 2023	2,466,992

Sui Southern Gas Company Limited

SSGC Block 14, Sir Shah Suleman Road, Gulshan-e-Iqbal, Karachi 75300 www.ssgc.com.pk

SSGC General Sales Tax Number 02-04-9028-001-19

KESC WEST WHARF GRID STATION
K - Electric Limited
Gr. Floor, BOC Building,
KE House, 39-B, Sunset Boulevard, DHA-II, Karachi

Billing Group: (A-I1/0108985 /09)

For emergencies and complaints please call 1199

SERVICE WITH A SMILE
Contact your Neighborhood Customer Facilitation Center at:
SIR SHAH SULEMAN ROAD
GULSHAN-E-IQBAL
NEAR CIVIC CENTER, TEL: 99021041

Customer Number: 0193690545 (2)
Billing Month May-2023
Tariff/Customer Class IND
GST/NTN Number: 1200271600728

Issue Date: 01-Jun-2023

ACCOUNT SUMMARY AS OF

Previous Balance (Rs.)	Current Charges (Rs.)	Payable Within Due Date (Rs.)	Late Payment Surcharge (Rs.)	Payable After Due Date (Rs.)	Due Date
4,514,857	36,460	4,551,317		4,551,317	15 Jun 2023

MONTHLY CONSUMPTION

METER INFORMATION

METER No.	CURRENT DATE	CURRENT READING	PREVIOUS DATE	PREVIOUS READING	MEASURED QTY (SCM)
14240562	31-May-2023	514	30-Apr-2023	514	0
RLNG VOL	31-May-2023		30-Apr-2023		0 -

SMS CODE	GCV (BTU/SCF)	MMBTU	No. OF MONTHS	PRESSURE	TEMPERATURE
	1076.122582		01	1	1

BILLING PARTICULARS

Month	Bill Amount (Rs.)	Payment Date	Amount (Rs.)

REMARKS

ACTUAL BILL CONSUMPTIVE

CALCULATION OF CURRENT GAS CHARGES

SLAB	CMs	MMBTU	RATE/ MMBTU (Rs.)	AMOUNT (Rs.)

MESSAGES

CURRENT CHARGES (Rs.)

Gas Charges	28,898
Meter Rent	2,000
General Sales Tax	5,562
Withholding Tax @ 4%	
Other Charges	
Less: Provisional Bill Corrections	
Adjustments - Debit	
Adjustments - Credit	

VIEW YOUR GAS BILL ONLINE

DUPLICATE بل آپ

www.ssgc.com.pk

Sui Southern Gas Company Limited

1199

Visit our website at www.ssgc.com.pk to view and download your duplicate gas bill.

For inquiries and assistance, please call 1199.

Sui Southern Gas Company Limited
Block 14, Sir Shah Suleman Road
Gulshan-e-Iqbal, Karachi 75300
SSGC www.ssgc.com.pk

M/S KESC WEST WHARF GRID STATION
K - Electric Limited
Gr. Floor, BOC Building,

Customer Number	Total Amount Due	Due Date	After Due Date
0193690545 (2)	4,551,317	15 Jun 2023	4,551,317

K-Electric Limited

RLNG Bill Summary - May 2023

Description	MMBTUs (As per Billing)	Cubic Meters	GCV as per Bills	MMBTU	Rs/MMBTU	Amount excluding Meter Rent	Rs/ MMBTU
BIN QASIM-I							
Run - 1 7934380000	-	-	-	-	-	-	-
Run - 2 2044380000	-	-	-	-	-	-	-
Run - 3 5044380000	-	-	-	-	-	-	-
Run - 4 1044380000	-	-	-	-	-	-	-
Run - 5 4044380000	-	-	-	-	-	-	-
Run - 6 9934380000	25,557.463	721,241	998.352	25.600	0.826	99,890,575	3,908.47
Total	25,557.463	721,241	998.352	25.600	0.826	99,890,575	3,908.47
BIN QASIM COMBINED CYCLE POWER PLANT-II							
Run - 7 0551223410	-	-	-	-	-	-	-
Run - 8 0424859959	197,698.732	5,579,131	998.352	198.025	6.388	772,699,564	3,908.47
Run - 9 1463452993	203,047.918	5,730,087	998.352	203.383	6.561	793,606,697	3,908.47
Run - 10 1339600597	208,249.410	5,876,875	998.352	208.593	6.729	813,936,570	3,908.47
Run - 11 3188266041	0.390	11.000	998.352	0.000	0.000	1,523	3,908.47
Total	608,996.450	17,186,104	998.352	610.002	19.677	2,380,244,355	3,908.47
KORANGI TOWN GAS TURBNE-II							
KTGTPS - 1 6322910000							
KTGTPS - 2 4655415095							
Total	-	-	-	-	-	-	-
SITE GAS TURBINE-II							
SGTPS - 1 1796310000							
SGTPS - 2 5999978254							
Total	-	-	-	-	-	-	-
KORANGI COMBINED CYCLE POWER PLANT							
KTPS - 1 8688117075	2,956.889	82,528	1,009.439	2.929	0.094	11,556,913	3,908.47
KTPS - 2 7070404620	2,987.308	83,377	1,009.439	2.959	0.095	11,675,804	3,908.47
Total	5,944.198	165,905	1,009.439	5.889	0.190	23,232,717	3,908.47
Total KE Generating Stations	**640,498.110**	**18,073,250**	**998.453**	**641.490**	**20.693**	**2,503,367,648**	**3,908.47**
					GST	**450,606,177**	
					SSGC RLNG Billed	**2,953,973,825**	

No. OGRA-Fin-28-11(08)/2022

May 25, 2023

Managing Director
Pakistan State Oil Limited,
PSO House, Khayaban-e-Iqbal,
Clifton, Karachi.

Managing Director
Pakistan LNG Limited,
Petroleum House, G-5,
Islamabad.

Subject: Determination of Re-Gasified Liquefied Natural Gas (RLNG) Weighted Average Sale Provisional Price for the Month of May 2023

Dear Sir,

Reference SNGPL's letter No. RA-LNG-15-23 dated 09-05-2023 regarding submission of monthly RLNG price data / computation for month of May 2023.

2. In pursuance of the approval of the Authority and in accordance with the Federal Government decision regarding "RLNG Allocation, Pricing and Associated Matters" and advice from Ministry of Energy regarding weighted average sale price dated January 22, 2018, RLNG Weighted Average Sale prices for the month of May 2023 has been computed as attached at Annexure-A and Annexure- B.

Best Regards,

(Dr. Abdul Basit Qureshi)
Sr. Registrar
For and behalf of Authority

Cc to: 1. Managing Director, SSGCL, St-4-B, Block 14, Sir Shah Suleman Road, Gulshan-e-Iqbal, Karachi.
2. Managing Director, SNGPL, 21-Kashmir Road, Gas House, Lahore.

COMPUTATION OF WEIGHTED AVERAGE RLNG PRICE FOR SNGPL MAY 2023 Annex: A

Particulars	Unit	(SNGPL MAY 2023)					
		Transmission			Distribution		
		PSO	PLL		PSO	PLL	
No. of Cargos		8	2		8	2	
Quantity Received	MMBTU	35,260,009	8,308,720		35,260,009	8,308,720	
Retainage PSO @ 0.816 % and PLL @ 0.478		305,637	22,589		305,637	22,589	
Quantity Delivered at Terminal		34,954,368	8,287,182		34,954,368	8,287,182	
Transmission Loss SNGPL @ 0.38%		94,979	17,431				
Distribution Loss: SNGPL @ 7.85%					1,956,597	360,651	
Total Loss including Retainage		400,611	40,019		2,262,234	383,239	
Wage Losses		1.13%	0.48%		6.41%	4.62%	
Quantity available for Sale		34,859,389	8,269,731		33,000,611	7,926,611	
LNG Price (DES)	US $/MMBTU	10.3748	9.9604		10.3748	9.9604	
PSO/ PLL other Imports related costs		0.7651	0.6823		0.7651	0.6823	
PSO / PLL margin (@ 2.68%)		0.2594	0.2488		0.2594	0.2488	
Terminal Charges		0.6594	0.5836		0.6594	0.5836	
RLNG Cost		11.8586	11.4752		11.8586	11.4752	
Retainage volume adjustment		0.0975	0.0565		0.0876	0.0565	
T & D volume adjustment		0.0456	0.0440		0.0336	0.0857	
LSA management fee		0.0250	0.0250		0.0250	0.0250	
Cost of supply -SNGPL		0.3597	0.3597		0.3597	0.3597	
Cost of supply -SSGCL		0.1134	0.1134		0.1134	0.1134	
Total RLNG price without GST		12.3866	12.0710		12.4721	12.0307	
Quantity available for Sale	MMBTU	34,859,389	8,269,731		33,000,611	7,926,611	
Total cost of RLNG	US $	313,163,809	55,163,081		316,737,169	58,891,043	
Sum of Total RLNG cost (PSO & PLL)	US $	368,326,891			385,628,203		
Sum of quantity available for sale (PSO& PLL)	MMBTU	76,369,120			77,256,822		
Weighted Average Sale Price without GST	US $/MMBTU	13.4388			13.8397		

Notes:

i Calculation of LNG DES Price	PSO			PLL				
No. of Cargoes	6	2	8					
Quantity (Qty, MMBTU)	26,951,289	7,308,720	34,260,009					
Brent-Feb-23	83.6755	83.6755	83.6755					
Brent-Mar 23	79.2132	79.2132	79.2132					
Brent-Apr 23	83.4109	83.4109	83.4109					
Brent_m	82.0965	82.0965	82.0965					
Slope	15.39%	15.39%	15.39%					
Oil + Slope + Brent_m	10.3748	9.9604	9.9604					
Average DES USD/ MMBTU	10.3198		9.9604					
Port Charges (in the event of DMT borne by LNG supplier)	0.05512		0.0000					
DES Price USD/ MMBTU	10.3748		9.9604					

i. Average cost of supply has been taken on provisional basis as per IR 3B-FY 2022-23

ii. The figure of Retainage has been taken provisionally subject to adjustment upon actual figure.

iii. UFG has been incorporated on provisional basis @ 0.38% in respect of transmission and @ 7.85% in respect of Transmission & Distribution as per SNGPL claim in respect of Review of Estimated Revenue Requirement FY 2021-22, subject to adjustment upon actual figure.

iv. The above prices have been computed on the basis of data provided by M/s PSO & M/s PLL. The parties (SNGPL, SSGCL, PSO & PLL) shall scrutinize the same on the basis of evidences before making payments as per their mutual agreements.

COMPUTATION OF WEIGHTED AVERAGE RLNG PRICE FOR SSGC: MAY 2023 Annex: B

Particulars	Unit	(SSGC MAY 2023)			
		Transmission		Distribution	
		PSO	PLL	PSO	PLL
No. of Cargos		8	2	8	2
Quantity Received	MMBTU	25,200,000	4,609,750	25,200,000	4,609,750
Retainage PSO @ 0.516 % and PLL @ 0.49%		205,632	22,588	205,632	22,588
Quantity Delivered at Terminal		24,994,368	4,587,162	24,994,368	4,587,162
Transmission Loss SSGCL @ 0.12%		29,993	5,505		
Distribution Loss: SSGCL @ 12.37%				3,079,306	565,138
Total Loss including Retainage		235,625	28,092	3,284,938	587,726
Wage Losses		0.94%	0.61%	13.08%	12.75%
Quantity available for Sale		24,964,375	4,581,658	21,915,062	4,022,024
LNG Price (DES)	US $ /MMBTU	10.3746	9.9604	10.3746	9.9604
PSO/ PLL other Imports related costs		0.7651	0.6823	0.7651	0.6823
PSO / PLL margin (@ 2.50%)		0.2594	0.2490	0.2594	0.2490
Terminal Charges		0.4594	0.5836	0.4594	0.5836
RLNG Cost		11.8584	11.4753	11.8584	11.4753
Retainge volume adjustment		0.0976	0.0565	0.0976	0.0565
T & D volume adjustment		0.0143	0.0139	1.0709	1.0204
LSA management fee		0.0250	0.0250	0.0250	0.0250
Cost of supply -SNGPL					
Cost of supply -SSGCL		0.0709	0.0709	0.0709	0.0709
Total RLNG price without GST		12.0662	11.6417	13.7318	13.1482
Quantity available for Sale	MMBTU	24,964,375	4,581,658	21,915,062	4,022,024
Total cost of RLNG	US $	301,228,623	53,338,151	300,935,365	53,284,460
sum of Total RLNG cost (PSO & PLL)	US $	354,566,774		354,220,765	
sum of quantity available for sale (PSO& PLL)	MMBTU	29,546,037		25,937,086	
Weighted Average Sale Price without GST	US $/ MMBTU	12.0005		13.6569	

Notes:

i.

Calculation of LNG DES Price	PSO		PLL					
No. of Cargoes	6	2	2					
Quantity (No. MMBTU)	18,900,000	6,300,000	6,300,000					
Brisem-Feb-23	83.5155	83.5155	83.5155					
Brisem-Mar 23	79.2122	79.2122	79.2122					
Brisem-Apr 23	83.4105	83.4105	83.4105					
Brent_m	82.0461	82.0461	82.0461					
Slope	13.37%	20.30%	22.14%					
CP = Slope x Brent_m	10.9636	8.8887	9.0604					
Average DES	10.3194		9.9604					
Port Charges (in the excess of limit borne by LNG supplier)	0.05515		0.0000					
DES Price USD/ MMBTU	10.3746		9.9604					

i Average cost of supply has been taken on provisional basis as per RERR-FY 2022-23

ii The figure of Retainage has been taken provisionally subject to adjustment upon actual figure

iii. UFG has been incorporated on provisional basis @ 0.12% in respect of transmission and @ 12.37% in respect of Transmission & Distribution as per SSGCL claim in respect of Review of Estimated Revenue Requirement FY 2021-22, subject to adjustment upon actual figure.

iv. The above prices have been computed on the basis of data provided by M/s PSO & M/s PLL. The parties (SNGPL, SSGCL, PSO & PLL) shall scrutinize the same on the basis of evidences before making payments as per their mutual agreements.

Sui Southern Gas Company Limited

SSGC Block 14, Sir Shah Suleman Road, Gulshan-e-Iqbal, Karachi 75300 www.ssgc.com.pk

SSGC General Sales Tax Number 02-04-9028-001-19

KESC BIN QASIM (RUN 08)
K - Electric Limited
Plot No.EZ/1/1,
Bin Qasim, Karachi

Billing Group: (A-I1/0108985 /12)

For emergencies and complaints please call 1199

SERVICE WITH A SMILE
Contact your Neighborhood Customer Facilitation Center at:
SIR SHAH SULEMAN ROAD
GULSHAN-E-IQBAL
NEAR CIVIC CENTER. TEL: 99021041

ACCOUNT INFORMATION

Customer Number:	0424859959 (1)
Billing Month	May 2023
Tariff/Customer Class	IND
GST/NTN Number:	1200271600728

Issue Date: 01 Jun 23

ACCOUNT SUMMARY AS OF

Previous Balance (Rs.)	Current Charges (Rs.)	Payable Within Due Date (Rs.)	Late Payment Surcharge (Rs.)	Payment After Due Date (Rs.)	Due Date
	911,785,486	911,785,486	13,676,782	925,462,268	05 Jun 23

MONTHLY CONSUMPTION

METER INFORMATION

METER No.	CURRENT DATE	CURRENT READING	PREVIOUS DATE	PREVIOUS READING	MEASURED QTY (SCM)
25093850	31 May 2023		01 May 2023		5,579,131

SMS CODE	GCV (BTU/SCF)	MMBTU	No. OF DAYS	PRESSURE	TEMP
	998.351612	197,698.73224		1	1

BILL & PAYMENT HISTORY

Month	Bill Amount (Rs.)	Payment Date	Amount (Rs.)

BILL CALCULATION

Tariff $ = 286.19

Tariff Rs. 3908.47

COMPUTATION OF CURRENT GAS CHARGES

SLAB	CMs	MMBTU	RATE/ MMBTU (Rs.)	AMOUNT (Rs.)

Adjustment

IMPORTANT MESSAGES

CURRENT CHARGES (Rs.)

Gas Charges	772,699,564
Meter Rent	
General Sales Tax	139,085,922
Withholding Tax @ 4%	
Other Charges	
Less: Provisional/Bill Corrections	
Adjustments - Debit	
Adjustments - Credit	

VIEW YOUR GAS BILL ONLINE

آپ اپنا DUPLICATE گیس بل گھر بیٹھے ہماری ویب سائٹ
www.ssgc.com.pk
سے حاصل کر سکتے ہیں۔ مزید معلومات اور تفصیلات کے لئے
۱۱۹۹ پر کال کیجئے

Sui Southern Gas Company Limited

Visit our website at www.ssgc.com.pk to view and download your duplicate gas bill.

For inquiries and assistance, please call 1199.

1199

www.ssgc.com.pk

Sui Southern Gas Company Limited
Block 14, Sir Shah Suleman Road
Gulshan-e-Iqbal, Karachi 75300
SSGC www.ssgc.com.pk

M/S KESC BIN QASIM (RUN 08)
K - Electric Limited
Plot No.EZ/1/1,

Customer Number	Total Amount Due	Due Date	After Due Date
0424859959 (1)	911,785,486	05 Jun 23	925,462,268

Sui Southern Gas Company Limited

SSGC Block 14, Sir Shah Suleman Road, Gulshan-e-Iqbal, Karachi 75300 www.ssgc.com.pk

SSGC General Sales Tax Number 03-04-9028-001-19

KESC BIN QASIM (RUN 09)
K - Electric Limited
Plot No.EZ/1/1,
Bin Qasim, Karachi

Billing Group: (A-11/0108985 /12)

For emergencies and complaints please call 1199

SERVICE WITH A SMILE
Contact your Neighborhood Customer Facilitation Center at:
SIR SHAH SULEMAN ROAD
GULSHAN-E-IQBAL
NEAR CIVIC CENTER. TEL: 99021041

Account Information

Customer Number:	1463452993 (8)
Billing Month	May 2023
Tariff/Customer Class	IND
GST/NTN Number:	1200271600728

Issue Date: 01 Jun 23

ACCOUNT SUMMARY AS OF

Previous Balance (Rs.)	Current Charges (Rs.)	Payable Within Due Date (Rs.)	Late Payment Surcharge (Rs.)	Payable After Due Date (Rs.)	Due Date
	936,455,903	936,455,903	14,046,839	950,502,741	05 Jun 23

MONTHLY CONSUMPTION

METER INFORMATION

METER No.	CURRENT DATE	CURRENT READING	PREVIOUS DATE	PREVIOUS READING	MEASURED QTY (SCM)
25093848	31 May 2023		01 May 2023		5,730,087

SMS CODE	GCV (BTU/SCF)	MMBTU	No. OF DAYS	PRESSURE	TEMP
	998.351612	203,047.91831		1	1

BILL & PAYMENT HISTORY

Month	Bill Amount (Rs.)	Payment Date	Amount (Rs.)

BILL CALCULATION

Tariff $ = 286.19

Tariff Rs. 3908.47

CONSTITUTION OF CURRENT GAS CHARGES

SLAB	CMs	MMBTU	RATE/ MMBTU (Rs.)	AMOUNT (Rs.)

Adjustment

IMPORTANT MESSAGES

CURRENT CHARGES (Rs.)

Gas Charges	793,606,697
Meter Rent	
General Sales Tax	142,849,206
Withholding Tax @ 4%	
Other Charges	
Less: Provisional/Bill Corrections	
Adjustments - Debit	
Adjustments - Credit	

VIEW YOUR GAS BILL ONLINE

DUPLICATE

www.ssgc.com.pk

Visit our website at www.ssgc.com.pk to view and download your duplicate gas bill.

For inquiries and assistance, please call 1199.

1199

Sui Southern Gas Company Limited
Block 14, Sir Shah Suleman Road
Gulshan-e-Iqbal, Karachi 75300
www.ssgc.com.pk

M/S KESC BIN QASIM (RUN 09)
K - Electric Limited
Plot No.EZ/1/1,

Customer Number	Total Amount Due	Due Date	After Due Date
1463452993 (8)	936,455,903	05 Jun 23	950,502,741

Sui Southern Gas Company Limited

SSGC Block 14, Sir Shah Suleman Road, Gulshan-e-Iqbal, Karachi 75300 www.ssgc.com.pk

SSGC General Sales Tax Number 03-04-9028-001-19

KESC BIN QASIM (RUN 10)
K - Electric Limited
Plot No.EZ/1/1,
Bin Qasim, Karachi

Billing Group: (A-11/0108985 /12)

For emergencies and complaints please call 1199

SERVICE WITH A SMILE
Contact your Neighborhood Customer Facilitation Center at:
SIR SHAH SULEMAN ROAD
GULSHAN-E-IQBAL
NEAR CIVIC CENTER. TEL: 99021041

ACCOUNT INFORMATION

Customer Number:	1339600597 (0)
Billing Month	May 2023
Tariff/Customer Class	IND
GST/NTN Number:	1200271600728

Issue Date: 01 Jun 23

ACCOUNT SUMMARY AS OF

Previous Balance (Rs.)	Current Charges (Rs.)	Payable Within Due Date (Rs.)	Late Payment Surcharge (Rs.)	Payable After Due Date (Rs.)	Due Date
	960,445,153	960,445,153	14,406,677	974,851,830	05 Jun 23

MONTHLY CONSUMPTION

METER INFORMATION

METER No.	CURRENT DATE	CURRENT READING	PREVIOUS DATE	PREVIOUS READING	MEASURED QTY (SCM)
25093841	31 May 2023		01 May 2023		5,876,875

SMS CODE	GCV (BTU/SCF)	MMBTU	No. OF DAYS	PRESSURE	TEMP
	998.351612	208,249.40964		1	1

BILL & PAYMENT HISTORY

Month	Bill Amount (Rs.)	Payment Date	Amount (Rs.)

BILL CALCULATION

Tariff $ = 286.19

Tariff Rs. 3908.47

CALCULATION OF CURRENT GAS CHARGES

SLAB	CMs	MMBTU	RATE/ MMBTU (Rs.)	AMOUNT (Rs.)

Adjustment

IMPORTANT MESSAGES

CURRENT CHARGES (Rs.)

Gas Charges	813,936,570
Meter Rent	
General Sales Tax	146,508,583
Withholding Tax @ 4%	
Other Charges	
Less: Provisional/Bill Corrections	
Adjustments - Debit	
Adjustments - Credit	

View Your Gas Bill Online

DUPLICATE بل

www.ssgc.com.pk

Sui Southern Gas Company Limited

Visit our website at www.ssgc.com.pk to view and download your duplicate gas bill.

For inquiries and assistance, please call 1199.

1199

Sui Southern Gas Company Limited
Block 14, Sir Shah Suleman Road
Gulshan-e-Iqbal, Karachi 75300
SSGC www.ssgc.com.pk

M/S KESC BIN QASIM (RUN 10)
K - Electric Limited
Plot No.EZ/1/1,

Customer Number	Total Amount Due	Due Date	After Due Date
1339600597 (0)	960,445,153	05 Jun 23	974,851,830

Sui Southern Gas Company Limited

SSGC Block 14, Sir Shah Suleman Road, Gulshan-e-Iqbal, Karachi 75300 www.ssgc.com.pk

KESC BIN QASIM (RUN 11)
K - Electric Limited
Plot No.EZ/1/1,
Bin Qasim, Karachi

SSGC General Sales Tax Number 02-04-9028-001-19

Billing Group: (A-11/010898S /12)

For emergencies and complaints please call 1199

SERVICE WITH A SMILE
Contact your Neighborhood Customer Facilitation Center at:
SIR SHAH SULEMAN ROAD
GULSHAN-E-IQBAL
NEAR CIVIC CENTER. TEL: 99021041

ACCOUNT INFORMATION

Customer Number:	3188266041 (3)
Billing Month	May 2023
Tariff/Customer Class	IND
GST/NTN Number:	1200271600728

Issue Date: 01 Jun 23

ACCOUNT SUMMARY AS OF

Previous Balance (Rs.)	Current Charges (Rs.)	Payable Within Due Date (Rs.)	Late Payment Surcharge (Rs.)	Payable After Due Date (Rs.)	Due Date
	1,798	1,798	27	1,825	05 Jun 23

METER READING HISTORY

METER INFORMATION

METER No.	CURRENT DATE	CURRENT READING	PREVIOUS DATE	PREVIOUS READING	MEASURED QTY (SCM)
25093844	31 May 2023		01 May 2023		11

SMS CODE	GCV (BTU/SCF)	MMBTU	No. OF DAYS	PRESSURE	TEMP
	998.351612	.389789		1	1

BILL & PAYMENT HISTORY

Month	Bill Amount (Rs.)	Payment Date	Amount (Rs.)

BILL CALCULATION

Tariff $ = 286.19

Tariff Rs. 3908.47

COMPUTATION OF CURRENT GAS BILL/ARREARS

SLAB	CMs	MMBTU	RATE/ MMBTU (Rs.)	AMOUNT (Rs.)

Adjustment

IMPORTANT MESSAGES

CURRENT CHARGES (Rs.)

Gas Charges	1,523
Meter Rent	
General Sales Tax	274
Withholding Tax @ 4%	
Other Charges	
Less: Provisions/Bill Corrections	
Adjustments - Debit	
Adjustments - Credit	

VIEW YOUR GAS BILL ONLINE

DUPLICATE بل آپ

www.ssgc.com.pk

Sui Southern Gas Company Limited



Visit our website at www.ssgc.com.pk to view and download your duplicate gas bill.

For inquiries and assistance, please call 1199.

1199

Sui Southern Gas Company Limited
Block 14, Sir Shah Suleman Road
Gulshan-e-Iqbal, Karachi 75300
SSGC www.ssgc.com.pk

M/S KESC BIN QASIM (RUN 11)
K - Electric Limited
Plot No.EZ/1/1,

Customer Number	Total Amount Due	Due Date	After Due Date
3188266041 (3)	1,798	05 Jun 23	1,825

Sui Southern Gas Company Limited

SSGC Block 14, Sir Shah Suleman Road, Gulshan-e-Iqbal, Karachi 75300 www.ssgc.com.pk

SSGC General Sales Tax Number 03-04-9028-001-19

KESC BIN QASIM (RUN 06)
K- Electric Limited
Plot No.EZ/1/1,
Bin Qasim, Karachi

Billing Group: (A-I1/0108985 /12)

For emergencies and complaints please call 1199

SERVICE WITH A SMILE
Contact your Neighborhood Customer Facilitation Center at: SIR SHAH SULEMAN ROAD GULSHAN-E-IQBAL NEAR CIVIC CENTER. TEL: 99021041

ACCOUNT INFORMATION

Customer Number:	9934380000 (1)
Billing Month	May 2023
Tariff/Customer Class	IND
GST/NTN Number:	1200271600728

Issue Date: 01 Jun 23

ACCOUNT SUMMARY AS OF

Previous Balance (Rs.)	Current Charges (Rs.)	Payable Within Due Date (Rs.)	Late Payment Surcharge (Rs.)	Payable After Due Date (Rs.)	Due Date
	117,870,879	117,870,879	1,768,063	119,638,942	05 Jun 23

GRAPHIC CONSUMPTION

METER INFORMATION

METER No.	CURRENT DATE	CURRENT READING	PREVIOUS DATE	PREVIOUS READING	MEASURED QTY (SCM)
18143197	31 May 2023		01 May 2023		721,241

SMS CODE	GCV (BTU/SCF)	MMBTU	No. OF DAYS	PRESSURE	TEMP
	998.351612	25,557.462505		1	1

BILL & PAYMENT HISTORY

Month	Bill Amount (Rs.)	Payment Date	Amount (Rs.)

BILL CALCULATION

Tariff $ = 286.19

Tariff Rs. 3908.47

CONSUMPTION & RELATED CHARGES

SLAB	CMs	MMBTU	RATE/ MMBTU (Rs.)	AMOUNT (Rs.)

Adjustment

MISCELLANEOUS CHARGES

CURRENT CHARGES (Rs.)

Gas Charges	99,890,575
Meter Rent	
General Sales Tax	17,980,304
Witholding Tax @ 4%	
Other Charges	
Less: Provisional/Bill Corrections	
Adjustments - Debit	
Adjustments - Credit	

VIEW YOUR GAS BILL ONLINE

DUPLICATE BILL

www.ssgc.com.pk

Visit our website at www.ssgc.com.pk to view and download your duplicate gas bill.

For inquiries and assistance, please call 1199.

1199

Sui Southern Gas Company Limited
Block 14, Sir Shah Suleman Road
Gulshan-e-Iqbal, Karachi 75300
SSGC www.ssgc.com.pk

M/S KESC BIN QASIM (RUN 06)
K - Electric Limited
Plot No.EZ/1/1,

Customer Number	Total Amount Due	Due Date	After Due Date
9934380000 (1)	117,870,879	05 Jun 23	119,638,942

Sui Southern Gas Company Limited

SSGC Block 14, Sir Shah Suleman Road, Gulshan-e-Iqbal, Karachi 75300 www.ssgc.com.pk

SSGC General Sales Tax Number 03-04-9028-001-19

KESC KORANGI THERMAL POWER STATION (KTPS)
K - Electric Limited
Plot No. 1.,
Ibrahim Haydri Korangin Creek, Near PAF Base Korangi

Billing Group: (A-I1/0108985 /12)

For emergencies and complaints please call 1199

SERVICE WITH A SMILE
Contact your Neighborhood
Customer Facilitation Center at:
SIR SHAH SULEMAN ROAD
GULSHAN-E-IQBAL
NEAR CIVIC CENTER. TEL:
99021041

Customer Number:	8688117075 (6)
Billing Month	May 2023
Tariff/Customer Class	IND
GST/NTN Number:	1200271600728

Issue Date: 01 Jun 23

ACCOUNT SUMMARY AS OF

Previous Balance (Rs.)	Current Charges (Rs.)	Payable Within Due Date (Rs.)	Late Payment Surcharge (Rs.)	Payable After Due Date (Rs.)	Due Date
	13,637,158	13,637,158	204,557	13,841,715	05 Jun 23

MONTHLY CONSUMPTION

=

METER INFORMATION

METER No.	CURRENT DATE	CURRENT READING	PREVIOUS DATE	PREVIOUS READING	MEASURED QTY (SCM)
16384818	31 May 2023		01 May 2023		82,528

SMS CODE	GCV (BTU/SCF)	MMBTU	No. OF DAYS	PRESSURE	TEMP
	1009.43871	2,956.88938		1	1

BILL & PAYMENT HISTORY

Month	Bill Amount (Rs.)	Payment Date	Amount (Rs.)

BILL CALCULATION

Tariff $ = 286.19

Tariff Rs. 3908.47

CONSTITUTION OF CURRENT GAS CHARGES

SLAB	CMs	MMBTU	RATE/ MMBTU (Rs.)	AMOUNT (Rs.)

Adjustment

IMPORTANT MESSAGES

CURRENT CHARGES (Rs.)

Gas Charges	11,556,913
Meter Rent	
General Sales Tax	2,080,244
Withholding Tax @ 5%	
Other Charges	
Less: Provisional/Bill Corrections	
Adjustments - Debit	
Adjustments - Credit	

VIEW YOUR GAS BILL ONLINE

DUPLICATE

www.ssgc.com.pk

Visit our website at www.ssgc.com.pk to view and download your duplicate gas bill.

For inquiries and assistance, please call 1199.

1199

Sui Southern Gas Company Limited
Block 14, Sir Shah Suleman Road
Gulshan-e-Iqbal, Karachi 75300
SSGC www.ssgc.com.pk

M/S KESC KORANGI THERMAL POWER STATION (KTPS)
K - Electric Limited
Plot No. 1.,

Customer Number	Total Amount Due	Due Date	After Due Date
8688117075 (6)	13,637,158	05 Jun 23	13,841,715

Sui Southern Gas Company Limited

SSGC Block 14, Sir Shah Suleman Road, Gulshan-e-Iqbal, Karachi 75300 www.ssgc.com.pk

SSGC General Sales Tax Number 03-04-9028-001-19

KESC KORANGI THERMAL POWER STATION (KTPS)
K-Electric Limited
Plot No. 1.,
Ibrahim Haydri Korangin Creek, Near PAF Base Korangi

Billing Group: (A-11/0108985 /12)

For emergencies and complaints please call 1199

SERVICE WITH A SMILE
Contact your Neighborhood Customer Facilitation Center at:
SIR SHAH SULEMAN ROAD
GULSHAN-E-IQBAL
NEAR CIVIC CENTER. TEL: 99021041

ACCOUNT INFORMATION

Customer Number:	7070404620 (3)
Billing Month	May 2023
Tariff/Customer Class	IND
GST/NTN Number:	1200271600728

Issue Date: 01 Jun 23

ACCOUNT SUMMARY AS OF

Previous Balance (Rs.)	Current Charges (Rs.)	Payable Within Due Date (Rs.)	Late Payment Surcharge (Rs.)	Payable After Due Date (Rs.)	Due Date
	13,777,449	13,777,449	206,662	13,984,111	05 Jun 23

MONTHLY CONSUMPTION

METER INFORMATION

METER No.	CURRENT DATE	CURRENT READING	PREVIOUS DATE	PREVIOUS READING	MEASURED QTY (SCM)
16392828	31 May 2023		01 May 2023		83,377

SMS CODE	GCV (BTU/SCF)	MMBTU	No. OF DAYS	PRESSURE	TEMP
	1009.43871	2,987.308136		1	1

BILL & PAYMENT HISTORY

Month	Bill Amount (Rs.)	Payment Date	Amount (Rs.)

BILL CALCULATION

Tariff $ = 286.19

Tariff Rs. 3908.47

CONSTITUTION OF CURRENT CHARGES

SLAB	CMs	MMBTU	RATE/ MMBTU (Rs.)	AMOUNT (Rs.)

Adjustment

IMPORTANT MESSAGES

CURRENT CHARGES (Rs.)

Gas Charges	11,675,804
Meter Rent	
General Sales Tax	2,101,645
Withholding Tax @ 4%	
Other Charges	
Less: Provisional/Bill Corrections	
Adjustments - Debit	
Adjustments - Credit	

VIEW YOUR GAS BILL ONLINE

DUPLICATE

www.ssgc.com.pk

Visit our website at www.ssgc.com.pk to view and download your duplicate gas bill.

For inquiries and assistance, please call 1199.

1199

Sui Southern Gas Company Limited
Block 14, Sir Shah Suleman Road
Gulshan-e-Iqbal, Karachi 75300
SSGC www.ssgc.com.pk

M/S KESC KORANGI THERMAL POWER STATION (KTPS)
K - Electric Limited
Plot No. 1.,

Customer Number	Total Amount Due	Due Date	After Due Date
7070404620 (3)	13,777,449	05 Jun 23	13,984,111

K-Electric Limted
PLL Costing - May 2023

Period	Power Plant	Cost per MMBTU (USD)	Exchange Rate	MMBTU	MMBTU	Cost (Million PKR)	GST	Total Cost (Million PKR)	Cost per MMBTU (PKR)
1st Billing Cycle	BQPS II	11.5600	290.65	221.44	236,188.20	793.572035	142.84	936.415	3,359.91
1st to 10th May	BQPS III	11.5600	290.65	1,115.47	1,183,351.43	3,975.959041	715.67	4,691.632	3,359.91
	Sub-total	11.5600	290.65	1,336.92	1,419,540	4,769.531	858.52	5,628.05	3,359.91
2nd Billing Cycle	BQPS II	11.5600	286.30	206.37	219,992	728.09	131.06	859.15	3,309.63
11th to 20th May	BQPS III	11.5600	286.30	1,250.05	1,335,536	4,420.13	795.62	5,215.75	3,309.63
	Sub-total	11.56	286.30	1,456.428307	1,555,527	5,148.22	926.68	6,074.90	3,309.63
3rd Billing Cycle	BQPS II	11.5600	285.85	148.30	162,147	535.80	96.44	632.25	3,304.43
21st to 31st May	BQPS III	11.5600	285.85	1,315.42	1,449,352	4,789.28	862.07	5,651.35	3,304.43
	Sub-total	11.56	285.85	1,463.72	1,611,499	5,325.08	958.51	6,283.59	3,304.43
May-23	BQPS II	11.5600	287.84	576.123	618,327.036	2,057.466	370.344	2,427.810	3,327.47
	BQPS III	11.5600	287.43	3,680.945	3,968,239.004	13,185.361	2,373.365	15,558.726	3,322.72
	Total	11.5600	287.49	4,257.068	4,586,566.040	15,242.827	2,743.709	17,986.536	3,323.36

"Without Prejudice"

Invoice No.	KE-13/2023	
Billing Cycle	From	To
	1-May-23	10-May-23
Invoice Date	Thursday, May 11, 2023	
Issue Date	Thursday, May 11, 2023	
Due Date	Tuesday, May 16, 2023	

Managing Director,
KE House, 39B Sunset
Boulevard, DHA Phase-II,
Karachi

Buyer's NTN 1543137-1

INVOICE UNDER THE GAS SALES AGREEMENT

Dear Sir,

In accordance with the terms agreed, K-Electric is requested to arrange payment of PKR **5,630,773,059.93**

being the payment against Gas supplied during the above-mentioned period. Details in this respect are given below:

(1)	Gas Supplied	(a) MMSCF	1,336,915321	
		(b) MMBTU	1,419,339.630100	*Annex-I*
(2)	Gas Price	USD / MMBTU	11.3850	*Annex-II*
(3)	USD exchange rate	PKR / USD	290.65	*Annex-III*
(4)	Gas Charges	PKR	4,771,841,576.21	*(1b) x (2) x (3)*
(5)	FED @ PKR 10 / MMBTU	PKR	-	*see notes below*
(6)	Sub-Total	PKR	4,771,841,576.21	*(4) + (5)*
(7)	Make Up Gas	PKR	-	*Annex-V*
(8)	Adjustments (if any)	PKR	-	-
(9)	Total	PKR	4,771,841,576.21	*(6) + (7) + (8)*
(10)	GST @ 18%	PKR	858,931,483.72	*(9) x 18%*
	Total Amount Due	PKR	5,630,773,059.93	*(9) + (10) = (11)*

Amount in Words:
Five Billion Six Hundred Thirty Million Seven Hundred Seventy Three Thousand Fifty Nine Rupees and Ninety Three Paisas

Payment may be made in any of PLL's following bank accounts:

1	Bank	United Bank Limited (UBL)
	Branch	Corporate Center, UBL Building, Blue Area Islamabad (0239)
	Account No	243961339
	Account Title	Pakistan LNG Limited
2	Bank	National Bank of Pakistan (NBP)
	Branch	Corporate Branch, G-5, Islamabad (2221)
	Account No.	3146100893
	Account Title	Pakistan LNG Limited
3	Bank	Habib Metropolitan Bank
	Branch	F-7 Markaz Branch Islamabad
	Account No.	02372171460317?0
	Account Title	Pakistan LNG Limited

Other Details:

NTN	7203423-3
STRN	3277876123090

Kind Regards,

Chief Financial Officer
for Pakistan LNG Limited

PAKISTAN LNG LIMITED

PLL-KE Delivery Point

Data for Invoice

from Monday, May 1, 2023 to Wednesday, May 10, 2023

Date	FC-1		GCV	FC-2		GCV	Totals		
	Flow	Energy	Heating Value	Flow	Energy	Heating Value	Flow	Energy	Heating Value
	mmscfd	mmBtu	Btu/scf	mmscfd	mmBtu	Btu/scf	mmscfd	mmBtu	Btu/scf
5/1/2023	0.000000	0.000000	0.0000	100.681500	106334.711400	1056.1359	100.681500	106334.711400	1056.1359
5/2/2023	0.000000	0.000000	0.0000	121.764500	128792.739000	1057.7199	121.764500	128792.739000	1057.7199
5/3/2023	0.000000	0.000000	0.0000	128.091000	135547.649600	1058.2137	128.091000	135547.649600	1058.2137
5/4/2023	0.000000	0.000000	0.0000	127.571900	135087.160000	1058.9100	127.571900	135087.160000	1058.9100
5/5/2023	8.360644	8861.959130	1059.9613	149.418265	158368.371100	1059.8285	157.778512	167230.330200	1059.8359
5/6/2023	0.000000	0.000000	0.0000	145.317699	157328.404300	1060.7527	145.317699	157328.404300	1060.7527
5/7/2023	0.000000	0.000000	0.0000	119.313292	127060.856300	1064.9346	119.313292	127060.856300	1064.9346
5/8/2023	0.000000	0.000000	0.0000	136.378905	145284.065600	1065.2972	136.378905	145284.065600	1065.2972
5/9/2023	3.080247	3284.352000	1066.2825	115.050543	122633.686400	1065.9114	118.130790	125918.038600	1065.9206
5/10/2023	89.686584	95602.643400	1066.4078	89.799627	95763.031700	1066.3079	178.886322	190765.675100	1066.4079
Total	100.527486	107148.954830	1065.8872	1236.387835	1312390.675600	1061.4717	1336.915321	1419539.630100	1061.8023

Pakistan LNG Ltd
Provisional Computation of RLNG Price for sales to K-Electric
for the month of April 2023

Sr. #	Particulars	April-23
	Quantitative Data (MMBtu)	
	No. of Cargos	1
	Quantity Received (MMBtu)	3,200,000
	Retainage	15,680
	Quantity Delivered at Terminal	3,184,320
i.	LNG Price (DES)	9.9823
ii.	PLL's other import related actual costs	0.6820
iii.	PLL Margin	0.2496
iv.	Terminal Charges	0.5673
v.	**RLNG Cost**	**11.4812**
vi.	Volume on account of (Retainage) adjusted for recovery through RLNG quantity	0.0565
vii.	Terminal Management Fee	0.0250
viii.	O&M Costs	0.0029
ix.	Performance Guarantee Costs	-
x.	Interconnection costs	-
xi.	**RLNG Price at Custody Transfer Station (CTS)**	**11.5656**

FX RATES SHEET

Treasury & Capital Markets Group

DATE: Monday, 21 May 2023

Ready Transaction Rates			
Currency	Symbol	TT Selling	TT Buying
US DOLLAR	USD	290.65	290.15
EURO	EUR	319.57	319.02
JAPANESE YEN	JPY	2.1666	2.1625
BRITISH POUND	GBP	366.86	368.23
SWISS FRANC	CHF	326.90	325.94
CANADIAN DOLLAR	CAD	217.26	216.89
AUSTRALIAN DOLLAR	AUD	196.85	196.52
SWEDISH KRONA	SEK	28.55	28.50
NORWEGIAN KRONE	NOK	27.67	27.65
DANISH KRONE	DKK	42.84	42.77
NEWZEALAND DOLLAR*	NZD	185.12	184.80
SINGAPORE DOLLAR	SGD	219.28	218.90
HONGKONG DOLLAR	HKD	37.25	37.20
KOREAN WON*	KRW	0.2197	0.2194
CHINESE YUAN	CNY	42.08	42.03
MALAYSIAN RINGGIT*	MYR	65.29	65.14
THAI BAHT*	THB	8.63	8.61
U.A.E DIRHAM	AED	79.71	79.58
SAUDI RIYAL	SAR	77.60	77.46
QATAR RIYAL*	QAR	79.87	79.73
KUWAITI DINAR*	KWD	950.74	948.07

Indicative FBP Rates							
Currency	SIGHT / 35 Days	1M	2M	3M	4M	5M	6M
USD	289.37	288.62	285.32	282.25	279.13	276.16	273.22
EUR	317.85	317.30	314.23	311.30	308.50	305.42	302.52
GBP	365.30	364.48	360.52	356.77	352.92	349.22	345.62

Conversion Rates for Foreign Exchange Currency Deposits DBC/FCBC, Spotcal US$ Bond Profits & Forward Cover For Deposit (Excluding FE-25 Deposits)		Settlement Date
USD	289.6843	Monday, 15 May 2023
GBP	365.5236	
EUR	317.3201	
JPY	2.1433	

Rates for cash/Currency Notes		
Currency	Selling	Buying
USD	293.56	287.25
GBP	379.53	363.51
EUR	323.18	335.82
JPY	2.3882	2.1412
SAR	78.37	78.50
AED	79.58	78.74

LIBOR	
1 Month	5.10571
3 Month	5.33914
6 Month	5.38986

> Please call Treasury Sales Desk (9922 0337, 9922 0438 & 9922 0747) for transactions over US Dollars 5,000 or equivalent amount in other currencies (cumulative basis)
> Above rates are not valid for transactions above USD 5,000 or equivalent amount in other currencies (cumulative basis)
> Unless otherwise specifically stated, the given rates are market indicative and subject to change without prior notice
> NBP captures above foreign exchange rates from sources believed to be reliable. NBP does not accept any liability for consequences that may arise from the usage of these rates
> All FX designated branches must ensure reporting of all export bills falling over due today
> All FX designated branches must ensure that all credits in Nostro accounts have been responded
> All FX designated branches must ensure retention of export proceeds into FC accounts as per SBP guidelines
> For all Chinese Yuan transactions please contact Treasury Sales Desk

* Currencies listed are NOT available to NBP's customers, please contact treasury sales for more details

THIS IS A COMPUTER GENERATED RATE SHEET AND DOES NOT REQUIRE ANY SIGNATURE

Treasury Sales Desk - Head Office: I.I. Chundrigar Road, Karachi
Direct Lines: 99220337, 99220438, 99220747. Email: tsrales@nbp.com.pk / tmg.fet@nbp.com.pk PABX 99220100 - 50, Ext: 3711, 3712, 3713 & 3714

PAKISTAN LNG

"Without Prejudice"

Invoice No.	KE-14/2023	
Billing Cycle	From	To
	11-May-23	20-May-23
Invoice Date	Sunday, May 21, 2023	
Issue Date	Monday, May 22, 2023	
Due Date	Saturday, May 27, 2023	

Managing Director,
KE House, 39B Sunset
Boulevard, DHA Phase-II,
Karachi

Buyer's NTN 1943137-1

INVOICE UNDER THE GAS SALES AGREEMENT

Dear Sir,

In accordance with the terms agreed, K-Electric is requested to arrange paymem of PKR 6,877,838,524.41 being the payment against Gas supplied during the above-mentioned period. Details in this respect are given below:

(1)	Gas Supplied	(a) MMSCF	1,456,428307	
		(b) MMBTU	1,553,927.288300	Annex-I
(2)	Gas Price	USD / MMBTU	11.3656	Annex-II
(3)	USD exchange rate	PKR / USD	286.30	Annex-III
(4)	Gas Charges	PKR	5,150,710,613.91	(1b) x (2) x (3)
(5)	FED @ PKR 10 / MMBTU	PKR	-	see notes below
(6)	Sub-Total	PKR	5,150,710,613.91	(4) + (5)
(7)	Make Up Gas	PKR	-	Annex-IV
(8)	Adjustments (if any)	PKR	-	
(9)	Total	PKR	5,150,710,613.91	(6) + (7) + (8)
(10)	GST @ 18%	PKR	927,127,910.50	(9) x 18%
	Total Amount Due	PKR	6,077,838,524.41	(9) + (10) + (11)

Amount in Words:
Six Billion Seventy Seven Million Eight Hundred Thirty Eight Thousand Five Hundred Twenty Four Rupees and Forty One Paisas

Payment may be made in any of PLL's following bank accounts:

1	Bank	United Bank Limited (UBL)
	Branch	Corporate Centre, UBL Building, Blue Area Islamabad (0239)
	Account No.	243961339
	Account Title	Pakistan LNG Limited
2	Bank	National Bank of Pakistan (NBP)
	Branch	Corporate Branch, G-9, Islamabad (2221)
	Account No.	3146100803
	Account Title	Pakistan LNG Limited
3	Bank	Habib Metropolitan Bank
	Branch	F-7 Markaz Branch Islamabad
	Account No.	02372171401 31770
	Account Title	Pakistan LNG Limited

Other Details:

NTN	7203423-3
STRN	3277876123000

Kind Regards,

Chief Financial Officer
for Pakistan LNG Limited

PAKISTAN LNG LIMITED

PLL-KE Delivery Point

Data for Invoice

from Thursday, May 11, 2023 to Saturday, May 20, 2023

Date	PC-1		GCV	PC-2		GCV	Totals		
	Flow	Energy	Heating Value	Flow	Energy	Heating Value	Flow	Energy	Heating Value
	mmscfd	mmBtu	Btu/scf	mmscfd	mmBtu	Btu/scf	mmscfd	mmBtu	Btu/scf
5/11/2023	92.249747	98397.452000	1066.6420	93.879588	99866.191500	1066.6421	186.129255	198263.643500	1066.6421
5/12/2023	92.458989	98579.559600	1066.1977	93.165391	99332.618400	1066.1965	185.624381	197912.178000	1066.1971
5/13/2023	91.397852	96813.308200	1060.4029	92.044862	97604.656900	1060.4058	183.442654	194417.965100	1060.4034
5/14/2023	72.099691	76486.534600	1060.8531	72.185298	76577.858000	1060.8526	144.284988	153064.392600	1060.8528
5/15/2023	64.413342	68331.184300	1060.3296	64.097962	67965.585100	1060.3294	128.511294	136296.769400	1060.3545
5/16/2023	64.184034	68081.807500	1059.9491	64.194811	68043.134400	1059.9476	128.378844	136074.941500	1059.9483
5/17/2023	32.286596	34236.958800	1060.4072	95.532738	101323.654600	1060.6171	127.819333	135560.592500	1060.5641
5/18/2023	0.000000	0.000000	0.0000	126.458518	134246.116600	1061.5822	126.458518	134246.116600	1061.5822
5/19/2023	0.000000	0.000000	0.0000	126.504758	135414.164700	1070.4274	126.504758	135414.164700	1070.4274
5/20/2023	0.000000	0.000000	0.0000	120.344881	135074.216300	1122.3927	120.344881	135074.216300	1122.3927
Total	509.616658	540876.000200	1062.5837	847.408667	1014651.288100	1070.8753	1456.428307	1555527.288300	1068.8425

Pakistan LNG Ltd
Provisional Computation of RLNG Price for sales to K-Electric
for the month of April 2023

Sr. #	Particulars	April-23
	Quantitative Data (MMBtu)	
	No. of Cargos	1
	Quantity Received (MMBtu)	3,200,000
	Retainage	15,680
	Quantity Delivered at Terminal	3,184,320
i.	LNG Price (DES)	9.9623
ii.	PLL's other import related actual costs	0.6820
iii.	PLL Margin	0.2456
iv.	Terminal Charges	0.5673
v.	**RLNG Cost**	11.4812
vi.	Volume on account of (Retainage) adjusted for recovery through RLNG quantity	0.0565
vii.	Terminal Management Fee	0.0250
viii.	O&M Costs	0.0029
ix.	Performance Guarantee Costs	-
x.	Interconnection costs	-
xi.	**RLNG Price at Custody Transfer Station (CTS)**	11.5656

FX RATES SHEET

Treasury & Capital Markets Group

DATE: Monday, 22 May 2023

Ready Transaction Rates			
Currency	Symbol	TT Selling	TT Buying
US DOLLAR	USD	286.30	285.80
EURO	EUR	310.42	309.88
JAPANESE YEN	JPY	2.0796	2.0760
BRITISH POUND	GBP	356.74	356.14
SWISS FRANC	CHF	318.94	318.39
CANADIAN DOLLAR	CAD	212.15	211.78
AUSTRALIAN DOLLAR	AUD	190.47	190.14
SWEDISH KRONA	SEK	27.30	27.33
NORWEGIAN KRONE	NOK	26.31	26.27
DANISH KRONE	DKK	41.60	41.53
NEWZEALAND DOLLAR*	NZD	180.08	179.77
SINGAPORE DOLLAR	SGD	213.01	212.64
HONGKONG DOLLAR	HKD	36.75	36.69
KOREAN WON*	KRW	0.2125	0.2171
CHINESE YUAN	CNY	40.02	40.54
MALAYSIAN RINGGIT*	MYR	63.12	63.01
THAI BAHT*	THB	8.31	8.29
U.A.E DIRHAM	AED	78.52	78.38
SAUDI RIYAL	SAR	76.57	76.23
QATAR RIYAL*	QAR	78.66	78.53
KUWAITI DINAR*	KWD	933.64	932.01

Indicative FBP Rates							
Currency	SIGHT / 15 Days	1M	2M	3M	4M	5M	6M
USD	285.39	284.98	281.39	278.39	279.28	272.29	269.37
EUR	309.10	308.59	305.55	302.71	299.83	296.98	294.15
GBP	355.65	355.27	350.97	347.29	343.55	340.01	336.40

Conversion Rates for Foreign Exchange Currency Deposits UBC/FCBC, Special US$ Bond Profits & Forward Cover For Deposit (Excluding FE-25 Deposits)		Settlement Date
USD	285.7555	Wednesday, 24 May 2023
GBP	354.6582	
EUR	307.9991	
JPY	2.0694	

Rates for cash/Currency Notes		
Currency	Selling	Buying
USD	288.16	282.84
GBP	360.33	352.51
EUR	317.85	306.28
JPY	2.1004	2.0552
MYR	77.13	75.44
AED	78.76	77.55

LIBOR	
1 Month	5.13971
3 Month	5.39273
6 Month	5.46657

> Please call Treasury Sales Desk (9922 0837, 9922 0438 & 9922 0747) for transactions over US Dollars 5,000 or equivalent amount in other currencies (cumulative basis)
> Above rates are not valid for transactions above USD 5,000 or equivalent amount in other currencies (cumulative basis)
> Unless otherwise specifically stated, the given rates are market indicative and subject to change without prior notice
> NBP captures above foreign exchange rates from sources believed to be reliable. NBP does not accept any liability for consequences that may arise from the usage of these rates
> All FX designated branches must ensure reporting of all export bills falling over due today
> All FX designated branches must ensure that all credits in Nostro accounts have been responded
> All FX designated branches must ensure retention of export proceeds into FC accounts as per SBP guidelines
> For all Chinese Yuan transactions please contact Treasury Sales Desk

* Currencies listed are NOT available to NBP's customers, please contact treasury sales for more details

THIS IS A COMPUTER GENERATED RATE SHEET AND DOES NOT REQUIRE ANY SIGNATURE

Treasury Sales Desk - Head Office: I.I. Chundrigar Road, Karachi
Direct Lines: 99220837, 99220438, 99220747, Email: hasales@nbp.com.pk / tmg.fxt@nbp.com.pk PABX 99220500 - 50, Exts: 3211, 3212, 3213 & 3214

PAKISTAN LNG

"Without Prejudice"

Invoice No.	KE-15/2023	
Billing Cycle	From	To
	21-May-23	31-May-23
Invoice Date	Wednesday, May 31, 2023	
Issue Date	Thursday, June 1, 2023	
Due Date	Tuesday, June 6, 2023	

Managing Director,
KE House, 39B Sunset
Boulevard, DHA Phase-II,
Karachi

Buyer's NTN 1543137-1

INVOICE UNDER THE GAS SALES AGREEMENT

Dear Sir,

In accordance with the terms agreed, K-Electric is requested to arrange payment of PKR 6,283,593,823.26 being the payment against Gas supplied during the above-mentioned period. Details in this respect are given below:

(1)	Gas Supplied	(a) MMSCF	1,463.723916	
		(b) MMBTU	1,611,499.121474	Annex-I
(2)	Gas Price	USD / MMBTU	11.5606	Annex-II
(3)	USD exchange rate	PKR / USD	285.83	Annex-III
(4)	Gas Charges	PKR	5,325,079,595.98	(1b) x (2) x (3)
(5)	PSD @ PKR 10 / MMBTU	PKR	-	see notes below
(6)	Sub-Total	PKR	5,325,079,595.98	(4) + (5)
(7)	Make Up Gas	PKR	-	Annex-IV
(8)	Adjustments (if any)	PKR	-	-
(9)	Total	PKR	5,325,079,595.98	(6) + (7) + (8)
(10)	GST @ 18%	PKR	958,514,327.28	(9) x 18%
	Total Amount Due	PKR	6,283,593,823.26	(9) + (10) + (11)

Amount in Words:
Six Billion Two Hundred Eighty Three Million Five Hundred Ninety Three Thousand Nine Hundred Twenty Three Rupees and Twenty Six Paisas

Payment may be made in any of PLL's following bank accounts:

1	Bank	United Bank Limited (UBL)
	Branch	Corporate Centre, UBL Building, Blue Area Islamabad (0239)
	Account No.	243961339
	Account Title	Pakistan LNG Limited
2	Bank	National Bank of Pakistan (NBP)
	Branch	Corporate Branch, G-5, Islamabad (2221)
	Account No.	3146106893
	Account Title	Pakistan LNG Limited
3	Bank	Habib Metropolitan Bank
	Branch	F-7 Markaz Branch Islamabad
	Account No.	02372171401 3770
	Account Title	Pakistan LNG Limited

Other Details:

NTN	7203423-3
STRN	3277876123000

Kind Regards,

FOD
Chief Financial Officer
for Pakistan LNG Limited

PSL

PAKISTAN LNG LIMITED

PLL-KE Delivery Point

Joint Meter Reading Conducted on 1 June 2023

Data for Invoice for the Month of May 2023

From: Monday, May 1, 2023 To: Wednesday, May 31, 2023

Day	Reported Volume (MMBTU)				Total Volume	Reported Energy (MMBTU)				Total Energy	Average GCV
	Meter 1		Meter 2			Meter 1		Meter 2			
	Cumulative	Daily	Cumulative	Daily		Cumulative	Daily	Cumulative	Daily		
Previous	9834677983.151000	-	9826775696.713600	-	-	10499182.367400	-	6891706.513300	-	-	
1-May-23	9834677983.151000	0.000000	9826775781.367100	169.653500	169.653500	10499182.367400	0.000000	6891844.233100	137.719800	137.719800	1038.1359
2-May-23	9834677983.151000	0.000000	9826775965.187400	183.820300	183.820300	10499182.367400	0.000000	6891981.953700	137.720600	137.720600	1037.7196
3-May-23	9834677983.151000	0.000000	9826776148.008200	182.820800	182.820800	10499182.367400	0.000000	6892119.673500	137.719800	137.719800	1038.21137
4-May-23	9834677983.151000	0.000000	9826776328.828600	180.820400	180.820400	10499182.367400	0.000000	6892257.393300	137.719800	137.719800	1038.6986
5-May-23	9834677983.151000	0.000000	9826776509.649000	180.820400	180.820400	10499182.367400	0.000000	6892395.113100	137.719800	137.719800	1038.6986
6-May-23	9834677983.151000	0.000000	9826776690.469400	180.820400	180.820400	10499182.367400	0.000000	6892532.832900	137.719800	137.719800	1038.6986
7-May-23	9834677983.151000	0.000000	9826776871.289800	180.820400	180.820400	10499182.367400	0.000000	6892670.552700	137.719800	137.719800	1038.6986
8-May-23	9834677983.151000	0.000000	9826777052.110200	180.820400	180.820400	10499182.367400	0.000000	6892808.272500	137.719800	137.719800	1038.6986
9-May-23	9834677983.151000	0.000000	9826777232.930600	180.820400	180.820400	10499182.367400	0.000000	6892945.992300	137.719800	137.719800	1038.6986
10-May-23	9834677983.151000	0.000000	9826777413.751000	180.820400	180.820400	10499182.367400	0.000000	6893083.712100	137.719800	137.719800	1038.6986
Daily Total		0.000000		1,442.643700	1,442.643700		0.000000		1,101.758400	1,101.758400	1038.6986
11-May-23	9834677983.151000	0.000000	9826777594.571400	180.820400	180.820400	10499182.367400	0.000000	6893220.931900	137.719800	137.719800	1038.6986
12-May-23	9834677983.151000	0.000000	9826777775.391800	180.820400	180.820400	10499182.367400	0.000000	6893358.651700	137.719800	137.719800	1038.6986
13-May-23	9834677983.151000	0.000000	9826777956.212200	180.820400	180.820400	10499182.367400	0.000000	6893496.371500	137.719800	137.719800	1038.6986
14-May-23	9834677983.151000	0.000000	9826778137.032600	180.820400	180.820400	10499182.367400	0.000000	6893634.091300	137.719800	137.719800	1038.6986
15-May-23	9834677983.151000	0.000000	9826778317.853000	180.820400	180.820400	10499182.367400	0.000000	6893771.811100	137.719800	137.719800	1038.6986
16-May-23	9834677983.151000	0.000000	9826778498.673400	180.820400	180.820400	10499182.367400	0.000000	6893909.530900	137.719800	137.719800	1038.6986
17-May-23	9834677983.151000	0.000000	9826778679.493800	180.820400	180.820400	10499182.367400	0.000000	6894047.250700	137.719800	137.719800	1038.6986
18-May-23	9834677983.151000	0.000000	9826778860.314200	180.820400	180.820400	10499182.367400	0.000000	6894184.970500	137.719800	137.719800	1038.6986
19-May-23	9834677983.151000	0.000000	9826779041.134600	180.820400	180.820400	10499182.367400	0.000000	6894322.690300	137.719800	137.719800	1038.6986
20-May-23	9834677983.151000	0.000000	9826779221.955000	180.820400	180.820400	10499182.367400	0.000000	6894460.410100	137.719800	137.719800	1038.6986
Daily Total		0.000000		1,806.204000	1,806.204000		0.000000		1,377.198000	1,377.198000	1038.6986
21-May-23	9834677983.151000	0.000000	9826779402.775400	180.820400	180.820400	10499182.367400	0.000000	6894598.129900	137.719800	137.719800	1038.6986
22-May-23	9834677983.151000	0.000000	9826779583.595800	180.820400	180.820400	10499182.367400	0.000000	6894735.849700	137.719800	137.719800	1038.6986
23-May-23	9834677983.151000	0.000000	9826779764.416200	180.820400	180.820400	10499182.367400	0.000000	6894873.569500	137.719800	137.719800	1038.6986
24-May-23	9834677983.151000	0.000000	9826779945.236600	180.820400	180.820400	10499182.367400	0.000000	6895011.289300	137.719800	137.719800	1038.6986
25-May-23	9834677983.151000	0.000000	9826780126.057000	180.820400	180.820400	10499182.367400	0.000000	6895149.009100	137.719800	137.719800	1038.6986
26-May-23	9834677983.151000	0.000000	9826780306.877400	180.820400	180.820400	10499182.367400	0.000000	6895286.728900	137.719800	137.719800	1038.6986
27-May-23	9834677983.151000	0.000000	9826780487.697800	180.820400	180.820400	10499182.367400	0.000000	6895424.448700	137.719800	137.719800	1038.6986
28-May-23	9834677983.151000	0.000000	9826780668.518200	180.820400	180.820400	10499182.367400	0.000000	6895562.168500	137.719800	137.719800	1038.6986
29-May-23	9834677983.151000	0.000000	9826780849.338600	180.820400	180.820400	10499182.367400	0.000000	6895699.888300	137.719800	137.719800	1038.6986
30-May-23	9834677983.151000	0.000000	9826781030.159000	180.820400	180.820400	10499182.367400	0.000000	6895837.608100	137.719800	137.719800	1038.6986
31-May-23	9834677983.151000	0.000000	9826781210.979400	180.820400	180.820400	10499182.367400	0.000000	6895975.327900	137.719800	137.719800	1038.6986
Daily Total		0.000000		1,806.204000	1,806.204000		0.000000		1,377.198000	1,377.198000	1038.6986

Day	Exported Volume (MMSCF)				Total Volume	Exported Energy (MMBTU)				Total Energy	Average GCV
	Meter 1		Meter 2			Meter 1		Meter 2			
21-May-23	10444225119.088700	0.000000	2575350685.106000	109.616730	109.616730	11147207.322100	0.000000	9301690.126400	123141.649900	123141.649900	1123.3857
22-May-23	10444225119.088700	0.000000	2695900618.423200	120.349935	120.349935	11147207.322100	0.000000	9857148.085300	135277.828300	135277.828300	1123.1734
23-May-23	10444225119.088700	0.000000	2516282917.680500	120.391699	120.391699	11147207.322100	0.000000	9572332.702300	133164.647300	133164.647300	1122.7074
24-May-23	10444225119.088700	0.000000	2938510795.843700	120.218578	120.218578	11147207.322100	0.000000	9707374.238900	134941.355800	134941.355800	1122.4684
25-May-23	10444225119.088700	0.000000	3068589909.149700	120.079013	120.079013	11147207.322100	0.000000	9841959.717900	134683.439600	134683.439600	1121.6462
26-May-23	10444225119.088700	0.000000	3187834203.838100	126.264294	126.264294	11147207.322100	0.000000	9983439.216800	141493.498900	141493.498900	1120.6157
27-May-23	10484235061.000000	37.009942	3293073251.000000	116.321047	147.730989	11188537.000000	41329.677900	10197022.000000	123968.783200	164898.461100	1116.2077
28-May-23	10545734628.789000	66.499566	3356213019.839500	63.637759	127.137317	11319492.795100	70915.795100	10475917.684400	68895.684400	139891.479900	1100.0033
29-May-23	10582686610.275700	36.951981	3472218096.595400	119.095084	155.937068	11288829.906600	30431.110000	10502517.364900	126599.620100	166076.730600	1066.6110
30-May-23	10582686766.910300	156.636799	3475419491.825600	0.261395	156.838194	11466423.715900	166495.807400	10502731.248800	213.944300	166709.751700	1062.9410
31-May-23	10582686923.383800	156.473501	3475419491.825600	0.000000	156.473501	11631911.807200	166545.324300	10502731.248800	0.000000	166545.324300	1064.3899
Sub Total		451.571591		1049.485539	1147.485539		451703.718200		1123882.771800	1608736.481000	1108.9332
TOTAL		861.115727		1179.462111	4264.608787		1123788.669100		3463023.235900	4587813.405100	1075.7200

Volume exported during the month	4,264.608787	MMSCF	Energy exported during the month	4,582,813.405400	MMBTU
Fuel Flow Adjustment (details on adjustment sheet)	2.466786	MMSCF	Fuel Energy Adjustment	2,752.624474	MMBTU
Total Volume exported during the month	4,267.097544	MMSCF	Total Energy exported during the month	4,586,566.029874	MMBTU

Note: Measuring units from MMCFD to mb/hr was changed on 5 May 2023 and from cfs/hr to MMCFD on 28/30 May 2023.

KE	Independent Surveyor	PLL
Muhammad Ali Shahani	Syed Javed Ul Hasan	Syed Muhammad Amal 01-06-22
	Uzair Bin Mahiuddin	Muhammad Naveed
SSGCL	SAGE TECH INT'L	SSGPL
Usama Bin Tariq	Ali Khan	Mustazam Khan
Muhammad Danish	Rehan Hara Khan	

PAKISTAN LNG LIMITED

PLL-KE Delivery Point

Joint Meter Readout Conducted on 1 June 2023

Adjustment for 27 May 2023 For USM-1 & 2

From: Saturday, May 27, 2023 To: Sunday, May 28, 2023

USM-1

Flow during last hour (i.e. 2300 hours on 27 May 2023)	5,336,392	MMSCF	GCV for last hour (i.e. 2300 hours)	1,315,879,650	Btu/scf
Calculated flow for 9 minutes and 1 seconds on 27 May 2023	0,666,328	MMSCF	Energy Adjustment USM-1 - 27 May 2023	643,870,878	MMBTU
Calculated flow for 13 minutes and 59 seconds on 28 May 2023	0,771,605	MMSCF	Energy Adjustment USM-1 - 28 May 2023	866,381,397	MMBTU

USM-2

Flow during last hour (i.e. 2300 hours on 27 May 2023)	5,196,224	MMSCF	GCV for last hour (i.e. 2300 hours)	1,315,879,650	Btu/scf
Calculated flow for 9 minutes and 1 seconds on 27 May 2023	0,467,766	MMSCF	Energy Adjustment USM-1 - 27 May 2023	583,470,977	MMBTU
Calculated flow for 13 minutes and 59 seconds on 28 May 2023	0,719,963	MMSCF	Energy Adjustment USM-1 - 28 May 2023	900,035,922	MMBTU
Total Volume Adjustment	2,466,784	MMSCF	Total Energy Adjustment	3,293,768,472	MMBTU

Note: Flow was not recorded from 23:59:59 on 27 May 2023 to 00:13:53 hours on 28 May 2023 (i.e. 13 minutes and 54 seconds), an adjustment is calculated for a total of 23 minutes and 54 seconds

KE	Independent Surveyor	PLL
Muhammad Ali Shaikh	Syed Javaid Ul Hassan	Syed Mohammad Amir — 01-06-23
	Umer Bin Mahmudlin	Muhammad Nawaal
SSGCL	SAGA TECH INTL	SNGPL
Uzma Bin Tariq	Ali Khan	Mansoor Khan
Muhammad Danish	Rehan Raza Khan	

Pakistan LNG Ltd
Provisional Computation of RLNG Price for sales to K-Electric
for the month of April 2023

Sr. #	Particulars	April-23
	Quantitative Data (MMBtu)	
	No. of Cargos	2
	Quantity Received (MMBtu)	4,609,750
	Retainage	22,588
	Quantity Delivered at Terminal	4,587,162
i.	LNG Price (DES)	9.9804
ii.	PLL's other import related actual costs	0.6823
iii.	PLL Margin	0.2490
iv.	Terminal Charges	0.5836
v.	RLNG Cost	11.4753
vi.	Volume on account of (Retainage) adjusted for recovery through RLNG quantity	0.0565
vii.	Terminal Management Fee	0.0250
viii.	O&M Costs	0.0032
ix.	Performance Guarantee Costs	-
x.	Interconnection costs	-
xi.	**RLNG Price at Custody Transfer Station (CTS)**	**11.5600**

FX RATES SHEET

Treasury & Capital Markets Group

DATE: Thursday, 1 June 2023

Ready Transaction Rates			
Currency	Symbol	TT Selling	TT Buying
US DOLLAR	USD	285.85	285.35
EURO	EUR	306.04	305.51
JAPANESE YEN	JPY	2.0452	2.0456
BRITISH POUND	GBP	355.48	354.86
SWISS FRANC	CHF	313.85	313.30
CANADIAN DOLLAR	CAD	210.74	210.37
AUSTRALIAN DOLLAR	AUD	186.15	185.83
SWEDISH KRONA	SEK	26.50	26.48
NORWEGIAN KRONE	NOK	25.86	25.81
DANISH KRONE	DKK	41.03	40.95
NEWZEALAND DOLLAR*	NZD	171.85	171.55
SINGAPORE DOLLAR	SGD	211.50	211.13
HONGKONG DOLLAR	HKD	36.64	36.58
KOREAN WON*	KRW	0.2165	0.2163
CHINESE YUAN	CNY	40.40	40.32
MALAYSIAN RINGGIT*	MYR	62.00	61.89
THAI BAHT*	THB	8.24	8.23
U.A.E DIRHAM	AED	78.38	78.25
SAUDI RIYAL	SAR	76.31	76.17
QATAR RIYAL*	QAR	78.54	78.40
KUWAITI DINAR*	KWD	930.53	929.21

Indicative TBP Rates							
Currency	Staff / 15 Days	1M	2M	3M	4M	5M	6M
USD	284.75	284.15	283.18	278.31	274.66	271.82	268.51
EUR	304.54	304.17	301.54	298.71	295.70	292.89	290.05
GBP	354.15	353.52	350.02	346.51	342.36	338.52	334.87

Conversion Rates for Foreign Exchange Currency Deposits DBC/TCBC, Spread US$ Bond Profits & Forward Cover For Deposit (Excluding FE-25 Deposits)		Settlement Date
USD	285.4321	Saturday, 3 June 2023
GBP	352.5087	
EUR	304.3848	
JPY	2.0432	

Rates for cash/Currency Notes		
Currency	Selling	Buying
USD	288.75	282.50
GBP	359.04	351.76
EUR	308.52	302.44
JPY	2.0507	2.0251
SAR	77.67	75.23
AED	78.63	77.42

LIBOR	
1 Month	5.17048
3 Month	5.45000
6 Month	5.61857

> Please call Treasury Sales Desk (9922 0337, 9922 0438 & 9922 0747) for transactions over US Dollars 5,000 or equivalent amount in other currencies (cumulative basis)
> Above rates are not valid for transactions above USD 5,000 or equivalent amount in other currencies (cumulative basis)
> Unless otherwise specifically stated, the given rates are market indicative and subject to change without prior notice
> NBP captures above foreign exchange rates from sources believed to be reliable. NBP does not accept any liability for consequences that may arise from the usage of these rates
> All FX designated branches must ensure reporting of all export bills falling over due today
> All FX designated branches must ensure that all credits in Nostro accounts have been responded
> All FX designated branches must ensure retention of export proceeds into FC accounts as per SBP guidelines
> For all Chinese Yuan transactions please contact Treasury Sales Desk

* Currencies listed are NOT available to NBP's customers, please contact treasury sales for more details

THIS IS A COMPUTER GENERATED RATE SHEET AND DOES NOT REQUIRE ANY SIGNATURE

Treasury Sales Desk - Head Office: Lt. Chandrigar Road, Karachi
Direct Lines: 99220337, 99220438, 99220747. Email: tssales@nbp.com.pk / tmg.fx@nbp.com.pk PABX 99270000 - 56, Exts: 3211, 3212, 3213 & 3214

PAKISTAN LNG Ltd.

Credit Note

Document No: KE-01062023-01
Credit Note Date: 01 June 2023
Date of Issue: 01 June 2023

Detail of Payee		Detail of Payer	
Name:	K-Electric Pvt Ltd.	Name:	Pakistan LNG Limited
Address:	KE House, 39B Sunset, Boulevard, DHA Phase-II Karachi.	Address:	9th Floor, Petroleum House, Ataturk Avenue, G-5/2, Islamabad.
NTN:	1543137-1	NTN:	7203423-3

Sr. No.	Description	Quantity MMBTU	Gas Price USD/MMBTU	USD Exchange Rate	Gas Charges PKR
1	Credit Note against Invoice No. KE-13/2023 i.e Price determination by OGRA.	1,419,539.830100	(0.0056)	290.85	(2,310,490.49)
2	Credit Note against Invoice No. KE-14/2023 i.e Price determination by OGRA.	1,555,527.288300	(0.0056)	296.3	(2,498,945.79)

Total amount in words		
Rupees Five Million Six Hundred Sixty-Nine Thousand Two Hundred Forty-Five and Paises Forty-Two Only.	Total	(4,804,445.27)
	18% GST	(864,800.15)
	Total:	(5,669,245.42)

Remarks:

For Pakistan LNG Limited

Chief Financial Officer

5 & 9 Floor, Petroleum House, Ataturk Avenue, G-5/2, Islamabad, Pakistan. Ph: +92 51 921 6903 Fax: +92 51 921 6904
www.paking.com | info@paking.com

OGRA Determined Provisional Price for the Month of May 2023

Sr. #	Particulars	Provisional May-23	Provisional Apr-23
	Quantitative Data (MMBtu)		
	No. of Cargos	2	1
	Quantity Received (MMBtu)	4,609,750	3,200,000
	Retainage	22,588	15,680
	Quantity Delivered at Terminal	4,587,162	3,184,320
i.	LNG Price (DES)	9.9604	9.9523
ii.	PLL's other import related actual costs	0.0823	0.0820
iii.	PLL Margin	0.2490	0.2486
iv.	Terminal Charges	0.5835	0.5873
v.	RLNG Cost	11.4753	11.4912
vi.	Volume on account of (Retainage) adjusted for recovery through RLNG quantity	0.0585	0.0586
vii.	Terminal Management Fee	0.0250	0.0250
viii.	O&M Costs	0.0083	0.0028
ix.	Performance Guarantee Costs	-	-
x.	Interconnection costs	-	-
xi.	RLNG Price at Custody Transfer Station (CTS)	11.5608	11.5556

COMPUTATION OF WEIGHTED AVERAGE RLNG PRICE FOR SNGPL MAY 2023 Annexure A

Particulars	Unit	MAY 23					
		Domestic			Commercial		
		PSO	PSL		PSO	PSL	
No. of Cargos		3	3		3	3	
Quantity Received	MMBTU	35,300,000	6,599,356		35,300,000	6,599,356	
Percentage UFG @ 0.50% in case PSO @ 0.10%		176,500	32,996		353,000	65,993	
Quantity Delivered at Terminal		35,123,500	6,566,360		34,947,000	6,533,363	
Transmission cost SNGPL @ 0.50%		94,874	17,737				
Transmission cost SSGPL @ 7.80%					1,906,757	356,501	
Total cost excluding fuel cost		380,874	50,733		2,259,757	422,494	
Usage Factor		0.90%	0.90%		6.46%	6.46%	
Quantity available for Sale		34,942,626	6,549,627		32,687,243	6,110,869	
HSD Price (MOC)		82.3000	0.0000		82.3000	0.0000	
Other Fuel Charges (Gross Value)		0.7451	0.0000		0.7451	0.0000	
FED / PHC charges (@ 0.50%)		0.2294	0.2294		0.2294	0.2294	
Carriage Charges		0.4588	0.0000		0.4588	0.0000	
Actual Cost		83.8333	83.4788		83.8333	83.4788	
Price Gas Volume adjustment	MMBTU	0.0000	0.0000		0.0000	0.0000	
T & D volume adjustment		0.0000	0.0000		0.0000	0.0000	
Line management fee		0.0000	0.0000		0.0000	0.0000	
Cost of Supply - SNGPL		0.0000	0.0000		0.0000	0.0000	
Cost of Supply - SSGPL		0.0000	0.0000		0.0000	0.0000	
Gross RLNG price without GST		83.8333	83.4788		83.8333	83.4788	
Quantity available for Sale	MMBTU	34,942,626	6,549,627		32,687,243	6,110,869	
Total cost of RLNG	RS	2,929,264,999	546,691,661		2,740,231,106	510,091,040	
Sale of Gross RLNG cost (PSO & PSL)	RS	3,475,956,660			3,250,322,146		
Sale of natural available for sale (PSO& PSL)	MMBTU	41,850,126			39,177,112		
Weighted Average Sale Price without GST	RS/MMBTU	83.0600			82.9300		

Notes:

i. Computation of LNG RLG Price									
No. of Cargos	4	1	5						
Quantity (Mn. MMBTU)	47,066,667	6,599,356	53,666,023						
Pakistan Port 23	47,066,667	6,599,356	53,666,023						
Pakistan Port 23	47,066,667	6,599,356	53,666,023						
Pakistan Port 23	47,066,667	6,599,356	53,666,023						
Pakistan Port 23	47,066,667	6,599,356	53,666,023						
Pakistan Port 23	47,066,667	6,599,356	53,666,023						
Pakistan Port 23	47,066,667	6,599,356	53,666,023						
Pakistan Port 23	47,066,667	6,599,356	53,666,023						
Pakistan Port 23	47,066,667	6,599,356	53,666,023						
Average LNG RLNG / MMBTU	10.0000		9.9999						
Port Charges for the month of said items by PSO supplier	0.0000		0.0000						
LNG Price RLNG / MMBTU	10.0000		9.9999						

i. Average cost of supply has been taken on provisional basis as per NEPRA FY 2022-23

ii. The figure of Natergas has been taken provisionally subject to adjustment as an actual figure.

iii. OGRA has been incorporated on provisional basis @ 0.50% in respect of transmission and @ 7.80% in respect of Transmission & Distribution as per SNGPL there to respect of Review of Estimated Revenue Requirement FY 2022-23, subject to adjustment upon actual figure.

iv. The above prices have been computed on the basis of data provided by M/s PSO & M/s PSL. The parties (SNGPL, SSGCL, PSO & PSL) shall reconcile the same on the basis of fulcrums before making payments as per their mutual agreements.

K - Electric Limited

(Formerly Karachi Electric Supply Company Limited)

Incoming Bill Sticker

Vendor Code	100403	Vendor Name: M/s. TAPAL ENERGY LIMITED			
Vendor Bill Details		Energy Payment for May-2023			Initiated by
Invoice Date	1-Jun-23	Invoice No.	EC-05/23/KE	Amount	1,443,338,671
Bill Receiving Date	1-Jun-23	P. O. No.		G.R. No.	
					Signature / Name / Date

Bill Verification Details

GL Account	CC	Tax Code	Order No.	Amount (in Full Rupees)	Remarks
EA5005	220040000			1,443,577,326	Energy Payment May '23
				"	
			Gross Amount	1,443,577,326	
Parking No		Less :	Down Payment		
Parking Date			Other Adjustment		
Payment Due Date	26-Jun-23		CV disallowed by NEPRA M/o Apr-23	(238,655)	
Checked & Posted by			Retention		
			LD Charges		
			Net Amount	1,443,338,671	
			I Tax		
Accounts Payable			Amount Payable		

Rupees:-

Document Forwarded to:		
Business Area / Department:	Addressee Name & Location:	Forwarded Date:

Verified By	Approved By		
Signature / Name / Date	Authorized Signatures *	Functional Approval *	FBA / COO *

Payment Particulars

Payment Doc. No	Date	Bank	Cheque No.	Cheque Date	Amount (in Full Rupees)

* as per signature mandate

TAPAL ENERGY

TAPAL ENERGY (PRIVATE) LIMITED

Corporate Office: F-25 • Block 5 • Rojhan Street
Kehkashan • Clifton • Karachi - 75600 • Pakistan
Tel : +92-21-35876994 - 7
Fax : +92-21-35876991 & 35876993
Email : telcoff@tapalenergy.com.pk

Mr. Aamir Rizwan Qureshi,
Head of Fuel and IPP Management,
K-Electric Limited,
K-Electric House, 2nd Floor,
39-B, Sunset Boulevard.
Defence Phase II,
Karachi.

Date: June 01, 2023
Ref: TEL/KE-065/23

Dear Mr. Qureshi,

Subject: **Energy Charge Invoice for the month of May 2023**

Pursuant to the Tariff Determination dated January 23, 2023 given by NEPRA, the invoice no. EC-05/23/KE dated June 01, 2023 for Energy Charge for the month of June 2023 is enclosed.

Please note that NEPRA vide its letter no. NEPRA/ADG(Trf)/TRF-580/TRF-591/22048-49 dated November 16, 2022 received by the Company on 17th November 2022, has directed that the future CV adjustment shall be made on the basis of average of CV test reports of each batch from two independent labs i.e. (i) SGS Lab and (ii) Hydrocarbon Institute of Pakistan (HDIP). Complying to the directive of NEPRA, the average value of CV results is used for adjustment for fuel consumption. It will be appreciated that this fact is also highlighted by your team to NEPRA during your monthly fuel adjustment hearing and submissions, so that the correct rate is applied by NERPA as per its above referred directives in your monthly fuel adjustment decision

We look forward for payment of this invoice within due date.

Yours sincerely,

Imran Adhi
Senior Manager Finance

Encl
1) Invoice no. EC-05/23/KE dated June 01, 2023.
2) Meter readings as of May 31, 2023.
3) Copy of notification for fuel price changes.
4) Copy of CBR notification for Sales Tax on POL products.
5) Copy of clause 132 of the second schedule of Income Tax Ordinance 2001.
6) Copy of Consumer Price Index (CPI).
7) Copy of Reference Tariff dated June 09, 2020.
8) Copy of Tariff Determination dated January 23, 2023.
9) Evidence for the actual Calorific Value (LHV) of furnace oil consumed.
10) Copy of NEPRA letter dated November 16, 2022.

TAPAL ENERGY

TAPAL ENERGY (PRIVATE) LIMITED

Corporate Office: F-25 • Block 5 • Rojhan Street
Kehkashan • Clifton • Karachi - 75600 • Pakistan
Tel : +92-21-35876994 - 7
Fax : +92-21-35876991 & 35876993
Email : telcoff@tapalenergy.com.pk

K-Electric Limited
K-Electric House, 2nd Floor,
39-B, Sunset Boulevard,
Defence Phase II, DHA
Karachi , Pakistan.

Invoice for May 2023 Energy Charge
Invoice No. EC-05/23/KE
Invoice Date: June 01, 2023
Energy Charge due for the Period from May 01, 2023 to May 31, 2023

Fuel Cost Component (A)		
(A)	Fuel Cost Component (Rs./kWh)	25.1989
(B)	Related Net Electrical Output (kWh)	810,866
(C)	Subtotal (Rs.)	20,432,931
Fuel Cost Component (B)		
(D)	Fuel Cost Component (Rs./kWh)	25.2363
(E)	Related Net Electrical Output (kWh)	639,354
(F)	Subtotal (Rs.)	16,134,929
Fuel Cost Component (C)		
(G)	Fuel Cost Component (Rs./kWh)	26.5821
(H)	Related Net Electrical Output (kWh)	440,999
(I)	Subtotal (Rs.)	11,722,680
Fuel Cost Component (D)		
(J)	Fuel Cost Component (Rs./kWh)	26.3323
(K)	Related Net Electrical Output (kWh)	6,117,943
(L)	Subtotal (Rs.)	161,099,510
Fuel Cost Component (E)		
(M)	Fuel Cost Component (Rs./kWh)	25.9889
(N)	Related Net Electrical Output (kWh)	214,209
(O)	Subtotal (Rs.)	5,567,056
Fuel Cost Component (F)		
(P)	Fuel Cost Component (Rs./kWh)	25.9731
(Q)	Related Net Electrical Output (kWh)	2,993,160
(R)	Subtotal (Rs.)	77,741,644
Fuel Cost Component (G)		
(S)	Fuel Cost Component (Rs./kWh)	26.3363
(T)	Related Net Electrical Output (kWh)	5,456,191
(U)	Subtotal (Rs.)	143,695,883
Fuel Cost Component (H)		
(V)	Fuel Cost Component (Rs./kWh)	26.3682
(W)	Related Net Electrical Output (kWh)	6,514,284
(X)	Subtotal (Rs.)	171,769,943

TAPAL ENERGY

Fuel Cost Component (I)	
(Y) Fuel Cost Component (Rs./kWh)	26.8588
(Z) Related Net Electrical Output (kWh)	861,443
(AA) Subtotal (Rs.)	23,137,325
Fuel Cost Component (I)	
(AB) Fuel Cost Component (Rs./kWh)	29.0475
(AC) Related Net Electrical Output (kWh)	1,734,131
(AD) Subtotal (Rs.)	50,372,170
Fuel Cost Component (K)	
(AE) Fuel Cost Component (Rs./kWh)	29.0797
(AF) Related Net Electrical Output (kWh)	3,461,304
(AG) Subtotal (Rs.)	100,653,682
Fuel Cost Component (L)	
(AH) Fuel Cost Component (Rs./kWh)	29.1132
(AI) Related Net Electrical Output (kWh)	642,672
(AJ) Subtotal (Rs.)	18,710,236
Fuel Cost Component (M)	
(AK) Fuel Cost Component (Rs./kWh)	29.1850
(AL) Related Net Electrical Output (kWh)	3,282,075
(AM) Subtotal (Rs.)	95,787,359
Fuel Cost Component (N)	
(AN) Fuel Cost Component (Rs./kWh)	29.1132
(AO) Related Net Electrical Output (kWh)	218,495
(AP) Subtotal (Rs.)	6,361,089
Fuel Cost Component (O)	
(AQ) Fuel Cost Component (Rs./kWh)	29.1162
(AR) Related Net Electrical Output (kWh)	655,576
(AS) Subtotal (Rs.)	19,087,582
Fuel Cost Component (P)	
(AT) Fuel Cost Component (Rs./kWh)	29.1850
(AU) Related Net Electrical Output (kWh)	4,152,551
(AV) Subtotal (Rs.)	121,192,301
Fuel Cost Component (Q)	
(AW) Fuel Cost Component (Rs./kWh)	29.1162
(AX) Related Net Electrical Output (kWh)	1,066,435
(AY) Subtotal (Rs.)	31,050,535
Fuel Cost Component (R)	
(AZ) Fuel Cost Component (Rs./kWh)	29.1836
(BA) Related Net Electrical Output (kWh)	1,776,807
(BB) Subtotal (Rs.)	51,853,625
Fuel Cost Component (S)	
(BC) Fuel Cost Component (Rs./kWh)	28.9994
(BD) Related Net Electrical Output (kWh)	5,533,432
(BE) Subtotal (Rs.)	160,466,208

TAPAL ENERGY

	Fuel Cost Component (T)		
(BF)	Fuel Cost Component (Rs./kWh)		29.0664
(BG)	Related Net Electrical Output (kWh)		848,677
(BH)	Subtotal (Rs.)		24,667,985
	Fuel Cost Component (U)		
(BI)	Fuel Cost Component (Rs./kWh)		29.1162
(BJ)	Related Net Electrical Output (kWh)		630,690
(BK)	Subtotal (Rs.)		18,363,296
	Fuel Cost Component (V)		
(BL)	Fuel Cost Component (Rs./kWh)		28.7226
(BM)	Related Net Electrical Output (kWh)		2,046,706
(BN)	Subtotal (Rs.)		58,786,718
(BO)	Fuel Cost Component	(a)	1,388,654,889
(BP.)	Variable O&M Component (Rs./kWh)		1.0963
(BQ)	Variable O&M Component	(b)	54,922,437
(BR)	Total Net Electrical Output Delivered (kWh)		50,098,000
	(1) Date of Initial Meter Reading : 30-Apr-23 (at 24:00 hours)		
	Initial Reading (Main Meters) : 1,911,861,000 kWh		
	(2) Date of Final Meter Reading : 31-May-23 (at 24:00 hours)		
	Final Reading (Main Meters) : 1,961,959,000 kWh		
(BS)	Energy Charge	Rs. c=(a+b)	1,443,577,326

Amount in words: Rupees One Billion Four Hundred and Forty Three Million Five Hundred Seventy Seven Thousand Three Hundred and Twenty Six Only.

Payment of this amount is due on June 26, 2023 and is payable in our following bank account:

Askari Bank Limited
3rd Floor, Plot No. BC-1,
KDA Scheme-5, Block - 9,
Clifton, Karachi
Account No. 01516505086 91
IBAN: PK08 ASCM 0000 1516 5050 8691

Note: We are Exempt from deduction of tax as per clause 132 of the second schedule of the Income Tax Ordinance 2001.

For Tapal Energy (Pvt) Limited

Imran Adhi
Senior Manager Finance

K - Electric Limited

(Formerly Karachi Electric Supply Company Limited)

Incoming Bill Sticker

Vendor Code	350000	Vendor Name: M/s. GUL AHMED ENERGY LIMITED			Initiated by
Vendor Bill Details		Energy Payment for May 2023			
Invoice Date	1-Jun-23	Invoice No.	EPP-0043/2023	Amount	1,304,104,175
Bill Receiving Date	1-Jun-23	P. O. No	[illegible]	G R. No.	
					Signature / Name / Date

Bill Verification Details

GL Account	CC	Tax Code	Order No	Amount (in Full Rupees)	Remarks
EAB002	220040000			1,304,670,763	Energy Payment May '23
			Gross Amount	1,304,670,763	
Parking No.		Less :	Down Payment		
Parking Date			Other Adjustment		
Payment Due Date	26-Jun-23		CV disallowed by NEPRA 8th Apr-23	(191,336)	
Checked & Posted by			CV dispute	(375,252)	CV calculation Error
			LD Charges		
			Net Amount	1,304,104,175	
			I.Tax		
Accounts Payable			Amount Payable		

Rupees:-

Document Forwarded to:		
Business Area / Department:	Addressee Name & Location:	Forwarded Date

Verified By	Approved By		
	Technical	Commercial	
Signature / Name / Date	Authorized Signatures *	Functional Approval	FBA / COO *

Payment Particulars

Payment Doc. No	Date	Bank	Cheque No.	Cheque Date	Amount (in Full Rupees)

* as per signature mandate

FY-NC
2625

Gul Ahmed Energy Limited

F-K-ELECTRIC-L23-00436 June 1, 2023

Mr. Aamir Rizwan Qureshi
Head of Fuel and IPP Management
K-Electric Limited
KE House, 2nd Floor
39-B, Sunset Boulevard,
Phase – II, DHA
Karachi, Pakistan

Subject: **Energy Invoice for the month of May 2023**

Dear Sir,

Please find enclosed the Energy Invoice No. GAEL/EPP-0043/2023/K-ELECTRIC for the month of May-2023 with all the necessary supporting documents.

Thanking you.

Sincerely,

For **Gul Ahmed Energy Limited**

Ubaid Amanullah
Chief Operating Officer

encl.

1. Energy Invoice No. GAEL/EPP-0043/2023/K-ELECTRIC.
2. Energy Purchase Price Calculation.
3. Consumer Price Indexation Tables.
4. Reference Date Parameters.
5. Transformer & Main Export Meter reading, Main Meters.
6. Daily Meter Reading.
7. Daily Fuel Inventory.
8. Box file of copy of Fuel Invoices.
9. CPI Index pages from Pakistan Bureau of Statistics.
10. Reference Tariff.
11. Copy of clause 132 of the Second Schedule of the Income Tax Ordinance 2001.
12. Fuel Price Notification.

7th Floor, Al-Tijarah Centre, 32-1-A, Block-6, P.E.C.H.S., Main Sharae Faisal, Karachi-75400, Pakistan.
Phone: +92-21-34540270-3, Fax: +92-21-34540274, E-mail: info@gaenergy.com

Gul Ahmed Energy Limited

Mr. Aamir Rizwan Qureshi
Head of Fuel & IPP Management
K-Electric Limited
Plaza - 8, Block Kehkashan, Pakistan

INVOICE FOR THE MONTH OF May 2023
Invoice No.: EPP-0613/2023 /K-ELECTRIC
Invoice Date: June 1, 2023

Energy Purchase Price due for the Month of May-2023

Period		(a) Fuel Cost Component	(b) Variable O&M Component (Local)	(c) Total Energy Purchase Price	(d) Net Electrical Output Delivered	(e) Total Energy Payment
From	To	(Rs. /kWh)	(Rs. /kWh)	(Rs. /kWh)	kWh	(Rupees)
01-May-2023	to 05-May-2023	23.8275	1.1584	24.9859	112,351	2,808,275
06-May-2023	to 09-May-2023	25.3707	1.1584	26.5291	438,718	16,641,691
10-May-2023	to 20-May-2023	23.4705	1.1584	24.6289	2,102,516	58,868,983
21-May-2023	to 23-May-2023	23.8275	1.1584	24.9859	1,314,353	32,851,231
24-May-2023	to 25-May-2023	25.3707	1.1584	26.5291	1,113,432	27,297,436
26-May-2023	to 27-May-2023	23.8275	1.1584	24.9859	2,406,383	60,095,894
28-May-2023	to 28-May-2023	25.6353	1.1584	26.7937	4,543,812	121,168,264
29-May-2023	to 29-May-2023	25.8158	1.1584	26.9743	652,836	17,610,257
30-May-2023	to 30-May-2023	25.5958	1.1584	26.7542	1,958,443	51,399,739
31-May-2023	to 31-May-2023	25.5797	1.1584	26.7382	3,705,686	99,066,895
01-Jun-2023	to 01-Jun-2023	25.6353	1.1584	26.7937	674,457	17,918,348
02-Jun-2023	to 02-Jun-2023	25.6353	1.1584	26.7937	1,798,525	47,977,484
03-Jun-2023	to 03-Jun-2023	25.5797	1.1584	26.7382	1,532,512	40,977,492
04-Jun-2023	to 04-Jun-2023	25.5369	1.1584	26.6953	4,609,218	123,055,307
05-Jun-2023	to 05-Jun-2023	25.5744	1.1584	26.7328	468,939	12,536,051
06-Jun-2023	to 06-Jun-2023	25.2136	1.1584	26.3720	487,896	12,866,458
07-Jun-2023	to 07-Jun-2023	25.4350	1.1584	26.5934	1,164,561	30,965,679
08-Jun-2023	to 08-Jun-2023	25.2819	1.1584	26.4403	1,594,709	42,168,263
09-Jun-2023	to 09-Jun-2023	25.4756	1.1584	26.6340	482,639	12,856,303
10-Jun-2023	to 10-Jun-2023	25.3694	1.1584	26.5278	2,771,861	73,526,647
11-Jun-2023	to 12-Jun-2023	25.2758	1.1584	26.4342	1,294,891	34,228,668
13-Jun-2023	to 13-Jun-2023	25.4756	1.1584	26.6340	1,487,736	39,264,153
14-Jun-2023	to 14-Jun-2023	25.6278	1.1584	26.7862	2,914,186	80,612,524
15-Jun-2023	to 15-Jun-2023	25.6353	1.1584	26.7937	2,310,448	62,910,674
16-Jun-2023	to 16-Jun-2023	25.5688	1.1584	26.7272	3,914,885	104,180,134
				Total Amount		1,396,873,263

Note: Meter Reading as of 01-May-2023 (at 0000 hrs.) 1,388,585,000 kWh
Plant Meter Reading as of 31-May-2023 (at 2400 hrs.) 1,435,334,000 kWh
Net Electrical Output Delivered 47,248,660 kWh

(Rupees One Billion Three Hundred Four Million Six Hundred Seventy Thousand Seven Hundred Sixty Three Only)

Payment of this amount becomes due on June 15, 2023 and payment directly made to GAEL Gatewing Account.

Account Name	GUL AHMED ENERGY LIMITED
Account No.	0026060704303
IBAN No.	PK88 HABB 0026060704303
Bank Name	Habib Bank Limited
Branch & Address	HBL Plaza Branch, I.I. Chundrigar Road, Karachi - 74200

Note : We are Exempt from deduction of tax as per clause 132 of the 5th and Schedule of the Income Tax Ordinance 2001.

For Gul Ahmed Energy Limited

Chief Operating Officer

Chief Financial Officer

[redacted]

GUL AHMED ENERGY LIMITED

Energy Purchase Price Calculation

Invoice No.: GAEL EPP-0043/2023 /S-ELECTRIC

Fuel Cost Component on FIFO basis:			$FCC_{(Rs/kj)}$	x	$P_{(Rs/mj)}$	/	$P_{(Rs/t)}$	x	$CV_{(kcal/kg)}$	/	$CV_{(kcal/kg)}$	=	$FCC_{(Rs/kwh)}$
16-Feb-2023	to	28-Feb-2023	13.5033	x	108,560.80	/	82,586.93	x	38,826.19	/	38,682.15	=	33.5276
16-Feb-2023	to	28-Feb-2023	13.5033	x	108,891.83	/	82,586.93	x	38,826.19	/	38,743.54	=	33.3797
16-Feb-2023	to	28-Feb-2023	13.5033	x	108,057.16	/	82,586.93	x	38,826.19	/	38,682.86	=	33.4793
16-Feb-2023	to	28-Feb-2023	13.5033	x	108,560.80	/	82,586.93	x	38,826.19	/	38,682.15	=	33.5276
16-Feb-2023	to	28-Feb-2023	13.5033	x	108,021.53	/	82,586.93	x	38,826.19	/	38,743.54	=	33.3707
1-Mar-2023	to	3-Mar-2023	13.5033	x	108,742.50	/	82,586.93	x	38,826.19	/	38,679.06	=	33.5646
4-Mar-2023	to	15-Mar-2023	13.5033	x	117,948.26	/	82,586.93	x	38,826.19	/	38,541.92	=	33.9352
4-Mar-2023	to	15-Mar-2023	13.5033	x	117,948.26	/	82,586.93	x	38,826.19	/	38,539.71	=	33.9358
1-Mar-2023	to	15-Mar-2023	13.5033	x	117,467.62	/	82,586.93	x	38,826.19	/	38,743.54	=	33.7955
4-Mar-2023	to	15-Mar-2023	13.5033	x	117,796.51	/	82,586.93	x	38,826.19	/	38,676.09	=	33.8797
1-Mar-2023	to	15-Mar-2023	13.5033	x	117,467.62	/	82,586.93	x	38,826.19	/	38,743.54	=	33.7955
4-Mar-2023	to	15-Mar-2023	13.5033	x	117,948.26	/	82,586.93	x	38,826.19	/	38,539.71	=	33.9358
4-Mar-2023	to	15-Mar-2023	13.5033	x	117,796.51	/	82,586.93	x	38,826.19	/	38,676.09	=	33.8797
4-Mar-2023	to	15-Mar-2023	13.5033	x	117,948.26	/	82,586.93	x	38,826.19	/	38,539.71	=	33.9358
16-Mar-2023	to	31-Mar-2023	13.5033	x	126,302.50	/	82,586.93	x	38,826.19	/	38,539.71	=	37.4744
16-Mar-2023	to	31-Mar-2023	13.5033	x	125,885.59	/	82,586.93	x	38,826.19	/	38,743.54	=	37.3180
16-Mar-2023	to	31-Mar-2023	13.5033	x	126,402.50	/	82,586.93	x	38,826.19	/	38,609.16	=	37.4258
16-Mar-2023	to	31-Mar-2023	13.5033	x	127,070.00	/	82,586.93	x	38,826.19	/	38,676.09	=	37.5834
1-Apr-2023	to	15-Apr-2023	13.5033	x	126,418.58	/	82,586.93	x	38,826.19	/	38,539.19	=	37.3754
1-Apr-2023	to	15-Apr-2023	13.5033	x	126,279.57	/	82,586.93	x	38,826.19	/	38,580.50	=	37.3324
1-Apr-2023	to	15-Apr-2023	13.5033	x	126,418.58	/	82,586.93	x	38,826.19	/	38,539.19	=	37.3754
1-Apr-2023	to	15-Apr-2023	13.5033	x	126,418.58	/	82,586.93	x	38,826.19	/	38,539.19	=	37.3754
16-Apr-2023	to	30-Apr-2023	13.5033	x	126,719.58	/	82,586.93	x	38,826.19	/	38,626.19	=	37.4876
1-May-2023	to	15-May-2023	13.5033	x	126,218.58	/	82,586.93	x	38,826.19	/	38,654.38	=	37.3238
16-May-2023	to	24-May-2023	13.5033	x	126,712.97	/	82,586.93	x	38,826.19	/	38,769.37	=	37.4880

Variable O&M Component (Local)

Variable $O\&M_{(Rs/kj)}$	=	$V. O\&M_{(per)}$	x	$CPI_{(base)}$	/	$CPI_{(mar)}$	
	=	0.6736	x	210.9833	/	121.6398	
	=	1.1684					

K - Electric Limited

(Formerly Karachi Electric Supply Company Limited)

Incoming Bill Sticker

Vendor Code	101929	Vendor Name: M/s. INTERNATIONAL STEELS LIMITED			
Vendor Bill Details		Energy Payment for May-2023			initialed by
Invoice Date	1-Jun-23	Invoice No.	PP-158	Amount	26,433,520
Bill Receiving Date	1-Jun-23	P. O. No		G.R. No.	
					Signature / Name / Date

Bill Verification Details

GL Account	CC	Tax Code	Order No.	Amount (In Full Rupees)	Remarks
EAB009	9200490000			22,401,298	Energy Payment May '23
			GST 18%	4,032,232	
			Gross Amount	26,433,520	
Parking No.		Less :	Down Payment		
Parking Date			Other Adjustment		
Payment Due Date	26-Jun-23		Witheld 10% P. Band		
Checked & Posted by			Retention		
			LD Charges		
			Net Amount	26,433,520	
			I.Tax		
Accounts Payable			Amount Payable		

Rupees:-

Document Forwarded to:		
Business Area / Department	Addressee Name & Location:	Forwarded Date:

Verified By	Approved By		
Signature / Name / Date	Authorized Signatures *	Functional Approval	FBA / COO *

Payment Particulars

Payment Doc. No	Date	Bank	Cheque No.	Cheque Date	Amount (In Full Rupees)

* as per signature mandate

D-243

Nasir Shamim
Rashid Ali
0333-2542209
7

International Steels Limited
Shaping Tomorrow

INTERNATIONAL STEELS LIMITED
101 BEAUMONT PLAZA
10 BEAUMONT ROAD
KARACHI - 75530
SALES TAX REGISTRATION # 17-00-3020-93-110

SALES TAX INVOICE

BILL FOR K- ELECTRIC LIMITED FOR THE MONTH OF MAY-2023

Invoice # PP-156 Date: June 1, 2023

Due Date: June 25, 2023

Name of Customer: K- ELECTRIC LIMITED
KESC House,2nd Floor
39-B,Sunset Boulevard
Phase-11,DHA
Karachi.

Sales Tax Reg. No 12-00-2716-007-28

Meter Reading:	Present KWH	Previous	Units Billed KWH
ISL 1	56,812,000	55,908,000	904,000
ISL 2	45,436,000	44,702,000	734,000
			1,638,000

Rate for units up to 80% (8,705,462)		Rupees
Fuel Cost		11.758
GID CESS		-
Variable and other charges		1.918
Rate per unit With Steam Turbine		13.676
Units billed up to 80% (KWH)		1,638,000
Amount excluding GST (Rs.)	A	22,401,288
Rate for units exceeding 80% (8,705,462)		
Fuel Cost		11.758
GID CESS		-
Variable and other charges		1.141
Rate per unit With Steam Turbine		12.899
Units billed exceeding 80% (KWH)		-
Amount excluding GST (Rs.)	B	-
Total units billed		1,638,000

Differential in variable and other charges due to increase in cost of borrowing for the Billing month. C

Total amount excluding GST	A+B+C	22,401,288
GST @ 18%		4,032,232
Amount payable by due date		26,433,520

Rupees Twenty Six Million Four Hundred Thirty Three Thousand Five Hundred Twenty [illegible]

(Note : SED exempt as per SRO 656 (I)/2007 dated 29th June 2007)
*Include 868.48 million units (KWH) have been sold to K Electric.

INTERNATIONAL STEELS LTD. 101 Beaumont Plaza 10, Beaumont Road, Karachi

[illegible] Hussain
Chief Financial Officer

K - Electric Limited

(Formerly Karachi Electric Supply Company Limited)

Incoming Bill Sticker

Vendor Code	153150	Vendor Name: FFBL POWER COMPANY LIMITED				Initiated by
Vendor Bill Details		Energy Payment for May-2023				
Invoice Date	31-May-23	Invoice No.	9510000127	Amount	317,966,876	
Bill Receiving Date	1-Jun-23	P. O. No.		G.R. No		
						Signature / Name / Date

Bill Verification Details

Gl. Account	CC	Tax Code	Order No	Amount (In Full Rupees)	Remarks
EA5004	2300400000			269,463,454	Energy Payment May'23
			GST @18%	48,503,422	
			Gross Amount	317,966,876	
Parking No.		Less :	Deduction		
Parking Date			GST 17%		
Payment Due Date	1-Jul-23		Deduction		
Checked & Posted by			GST 17%		
			I.D Charges		
			Net Amount	317,966,876	
			I.Tax		
Accounts Payable			Amount Payable		

Rupees. -

Document Forwarded to:		
Business Area / Department:	Addressee Name & Location:	Forwarded Date:

Verified By	Approved By		
Signature / Name / Date	Authorized Signatures *	Functional Approval	FBA / COO *

Payment Particulars

Payment Doc. No	Date	Bank	Cheque No	Cheque Date	Amount (In Full Rupees)

* as per signature mandate

FFBL POWER COMPANY LIMITED

COMMERCIAL INVOICE
ENERGY PURCHASE PRICE

K-Electric Limited	Invoice no: 951000127
2nd Floor, BOC bldg, KE house	Invoice Date: May 31, 2023
39-B, Sunset Boulevard, DHA II, Karachi	FFBL Power Company Limited.
NTN: 1543137-1	NTN: 4302481-5
STRN: 12-00-2716-007-28	STRN: 2300430248116

Subject: Energy Purchase Price invoice for the month of May 2023

Energy Purchase Price payment for the Net Electrical Output delivered to K-Electric Limited under Power Purchase Agreement for the month of May 2023

(a)	Total NEO	A	kWh	13,666,000
(b)	Energy Price	B	Rs. / kWh	19.7178
(c)	Energy Payment	C = A * B	Rupees	269,463,454

Energy Payment Excluding General Sales Tax	Rupees	269,463,454
Add: GST @ 18% of Energy Payment for the month of May 2023	Rupees	48,503,422
Total	Rupees	317,966,876

Payment Terms:

(1) The payment of this amount is to be made in full on before thirtieth (30th) Day following the date of the receipt of this invoice.

(2) Payment can be made through banker's cheque / Bank Draft or online transfer.:
Title of Account: Revenue Account - FFBL Power Company Limited
Account Number: 3310259314
IBAN No: PK31NBPA2123003310259314
Bank Name: National Bank of Pakistan
Bank Address: 85West, Rizwan Center, Blue Area Islamabad.

Attachments:

(1) Calculation of adjustment of Energy Price components of the Energy Price enclosed as Annexure A

(2) Net Electrical output data on hourly basis - enclosed as Annexure B

(3) Schedule 14 - Energy Meter Reading Form - enclosed as Annexure C

(4) Energy Meter photograph as on 01-June-2023 00:00:51 hrs - enclosed as Annexure D.

(5) Decision of the Authority in the matter of Tariff Adjustment at COD - enclosed as Annexure E

(6) Quarterly Indexation Adjustment by National Electric Power Regulatory Authority - enclosed as Annexure F

(7) Fuel price notification - enclosed as Annexure G

(P.T.O)

FFBL POWER COMPANY LIMITED
DFPCL

Say No To Corruption

FFBL Tower, C1/C2, Sector B, Jinnah Boulevard, DHA Phase II,
Islamabad, Pakistan Tel: +92 51 876 3325 Fax: +92 51876 3305, www.fpcl.com

FFBL POWER COMPANY LIMITED

Notes:

Invoicing has been made on the fuel price component approved by NEPRA for 17th Indo Shipment Thar Coal against NEO delivered during the month of May 2022. However 13,666,000 KWH have been generated from coal received in 18th Indo Shipment Local Coal respectively. The approval for adjustment of fuel cost component have been applied to NEPRA for 18th Indo Shipment Local Coal for which the approval have not been received as yet. Adjustment if any in the fuel cost component shall be made through issuance of Debit/Credit note subsequently.

FPP tariff has been charged on provisional basis, which shall be attained after approval from NEPRA. Adjustment in EPP tariff components shall be made through issuance of Debit/Credit note subsequently.

This invoice has been issued under NEPRA letter No. NEPRA/ADDIT/PPAR-146/FFBL/FPCL-2015/1970 dated Feb 09, 2022 which is subject to adjustment in accordance with the approval of PPA and Tariff by NEPRA.

For and on behalf
FFBL Power Company Limited

Authorized Signatory

FFBL POWER COMPANY LIMITED FPCL

* Errors and omissions accepted

Key Ac To Corporation

FFBL POWER COMPANY LIMITED

SALES TAX INVOICE

ENERGY PURCHASE PRICE (EPP)

Invoice no: 9510000127
Invoice Date: May 31, 2023

Supplier's Name	Customer's Name
FFBL Power Company Limited FFBL Tower, C1/C2, Sector B, Jinnah Boulevard, DHA II, Islamabad NTN: 4302481-5 STRN: 2300430248116	K-Electric Limited 2nd Floor, BOC bldg, KE house 39-B, Sunset Boulevard, DHA II, Karachi NTN: 1543137-1 STRN: 12-00-2716-007-28

Description	Amount in Pak Rupees		
	Amount Excluding Sales Tax	Amount of Sales Tax 18%	Amount Including Sales Tax
Energy Purchase Price For the Month of May 2023 - Power	269,463,454	48,503,422	317,966,876
TOTAL PAYMENT	269,463,454	48,503,422	317,966,876

For and on behalf
FFBL Power Company Limited

Authorized Signatory

* Errors and omissions accepted

Say No To Corruption

Annexure-A

Applicable rates for the month of May 2023

FFBL POWER COMPANY LIMITED

Break up of Energy Price Components - Power Purchase Agreement

Description	Reference Rate	Revised Rate	Approved Rate	Date of Approval
	Rs/kWh	Rs/kWh	Rs/kWh	
Fuel Cost Component	5.1253	19.4750	19.4750	13-Mar-2023
Ash Disposal	-	Quarterly Adj. on actual basis after NEPRA approval	-	
Lime Stone			-	
Variable O&M - Foreign	0.0855	0.2264	0.7264	13-Mar-2023
Variable O&M - Local	0.0129	0.0164	0.0164	
Water Charges	-	Quarterly Adj. on actual basis after NEPRA approval	-	
	5.2237		19.7178	

K - Electric Limited

(Formerly Karachi Electric Supply Company Limited)

Incoming Bill Sticker

Vendor Code	153265	Vendor Name: SINDH NOORIABAD POWER COMPANY (Pvt.) Limited			
Vendor Bill Details		*Energy Payment for May-2023*			Initiated by
Invoice Date	2-Jun-23	Invoice Nos.	KE/04/23/EPP-087 KE-00202	Amount	287,770,848
Bill Receiving Date	5-Jun-23	P. O. No		G.R. No.	
					Signature / Name / Date

Bill Verification Details

SOPL - 1

GL Account	CC	Tax Code	Order No.	Amount (in Full Rupees)	Remarks
				243,873,600	Energy Pyd May'23
			GST @18%	43,897,248	
			Gross Amount	287,770,848	
Parking No.		Less :	Down Payment		
Parking Date			Other Adjustment		
Payment Due Date	5-Jul-23 5-Jul-23				
Checked & Posted by			Deduction		
			LD Charges		
			Net Amount	287,770,848	
			I Tax		
Accounts Payable			Amount Payable		

Rupees:-

Document Forwarded to:		
Business Area / Department	Addressee Name & Location:	Forwarded Date.

Verified By	Approved By		
Signature / Name / Date	Authorized Signatures	Additional Approval	FBA / COO *

Payment Particulars

Payment Doc. No	Date	Bank	Cheque No.	Cheque Date	Amount (in Full Rupees)

** as per signature mandate*

SINDH
MORIABAD
Power Company
(Pvt) Limited

ENERGY PAYMENT INVOICE

Bill To:
Mr. Amir Rizwan
Head of Bussinees Development
K-Electric Limited
Clifton, Karachi

Invoice No: KE/04/23/EPP-067
Invoice Date: 02-06-2023

Dear Sir,
We are furnishing our Energy Purchase Invoice for the month of May 2023 in accordance with section 9.5 (b) (ii) of Power Purchase Agreement.

	Indexed Apr - Jun 2023
TARIFF - Energy Purchase Price	
Fuel Cost Component	8.6039
Variable O&M-Foreign	1.2084
Variable O&M-Local	0.3696
Energy Purchase Price	10.1819
Total Electrical Output (MWH)	23,982
Total Electrical Output (KWH)	23,951,679
Amount Receivable exclusive of Sales Tax	243,873,600
General Sales Tax @ 18%	43,897,248
Net Amount Receivable Inclusive of GST	287,770,848

Two Hundred Eighty Seven Million Seven Hundred Seventy Thousand Eight Hundred Forty Eight and No Paisas.

NOTE: The Aforementioned Invoice has been Prepared as per April - June 2023 indexation based on the NEPRA determination, dated September 21, 2021, for the reference Tariff without taking into account the True-up allowed in the said determination. The difference in True-up Tarriff and Reference Tariff will be invoiced upon approval of True-up Tariff by NEPRA.

Thanking You

Syed Nadeem Ul Haque
Financial Controller

23-A/II, Mohammad Ali Jauhar Memorial Co-operative Housing Society, Karachi
Phone: +92 21 3454 0235 Fax: +92 21 3454 0236, info@sope.com.pk

SINDH NOORIABAD Power Company (Pvt) Limited

SALES TAX INVOICE

ORIGINAL

Invoice No KE-00202

Date: 02-06-2023

Supplier's Name: SINDH NOORIABAD POWER COMAPANY PVT LTD Address: 23-A/II, Fatima Jinnah Road, M.A.C.H.S. Karachi Tel .No/Fax No. 021 - 3454 0235 - 36 S. T. R # 17-00-4120-473-16 National Tax No. 4120473-5	Buyer's Name: K-Electric Limited Address: PLOT 39-B, K-E HOUSE,SUNSET BOULEVARD,PHASE-II, DEFENCE HOUSING AUTHORITY, KARACHI Tel .No/Fax No. S. T. R # 12-00-2716-007-28 National Tax No. 1543137-1

Q.No.	Description of Goods	Value Excluding Sales Tax	Sales Tax Payable	Extra Tax @ 2%	Further Tax @ 1%	Value Including Sales Tax
	Energy Purchase Invoice from 01-May-23 to 31-May-23 @ 18% General Sales Tax.	243,873,600	43,897,248	-	-	287,770,848
				-	-	-
				-	-	-
		-	-	-	-	-
			-	-	-	-
			-	-	-	-
			-	-	-	-
			-	-	-	-
Total		243,873,600	43,897,248	-	-	287,770,848

Two Hundred Eighty Seven Million Seven Hundred Seventy Thousand Eight Hundred Forty Eight and No Paisas.

Thanking You

Syed Nadeem Ul Haque
Financial Controller

K - Electric Limited

(Formerly Karachi Electric Supply Company Limited)

Incoming Bill Sticker

Vendor Code		Vendor Name: SINDH NOORIABAD POWER COMPANY (Pvt.) Limited				Initiated by
Vendor Bill Details		Transmission Line Loss Payment for May-2023				
Invoice Date	2-Jun-23	Invoice Nos.	KE/04/23/TLL-067 KE-00203	Amount	4,881,802	
Bill Receiving Date	5-Jun-23	P. O. No	99	G.R. No.		
						Signature / Name / Date

SNPL - I

Bill Verification Details

GL Account	CC	Tax Code	Order No	Amount (in Full Rupees)	Remarks
				4,137,120	TLL - Payment May'23
			GST @18%	744,682	
			Gross Amount	4,881,802	
Parking No.		Less :	Down Payment		
Parking Date			Other Adjustment		
Payment Due Date	5-Jul-23 5-Jul-23				
Checked & Posted by			Deduction		
			LD Charges		
			Net Amount	4,881,802	
			I Tax		
Accounts Payable			Amount Payable		

Rupees:-

Document Forwarded to:		
Business Area / Department:	Addressee Name & Location:	Forwarded Date:

Verified By	Approved By		
Signature / Name / Date	Authorized Signatures *	Functional Approval	FBA / COO *

Payment Particulars

Payment Doc. No	Date	Bank	Cheque No.	Cheque Date	Amount (in Full Rupees)

* as per signature mandate

Meter Snap Shot missing

SINDH NOORIABAD Power Company (Pvt) Limited

TRANSMISSION LINE LOSS INVOICE

Bill To:
Mr. Amir Rizwan
Head of Bussinees Development
K-Electric Limited
Clifton, Karachi

Invoice No: KE/04/23/TLL-067
Invoice Date: 02-06-2023

Dear Sir,

We are furnishing our Transmission Line Loss Invoice for the month of May 2023 in accordance with section 4.5 (b) (ii) of Power Purchase Agreement.

	Indexed Apr-Jun 2023
TARIFF - Energy Purchase Price	
Fuel Cost Component	8.6039
Variable O&M-Foreign	1.2084
Variable O&M-Local	0.3696
Energy Purchase Price	10.1819
2% Transmission Line Loss (MWH)	406
2% Transmission Line Loss SNPC (KWH)	406,321
Amount Receivable exclusive of Sales Tax	4,137,120
General Sales Tax @ 18%	744,681.60
Net Amount Receivable Inclusive of GST	4,881,802

Four Million Eight Hundred Eighty One Thousand Eight Hundred Two and No Paisas.

NOTE: The Aforementioned Invoice has been Prepared as per April - June 2023 indexation based on the NEPRA determination, dated September 21, 2021, for the reference Tariff without taking into account the True-up allowed in the said determination. The difference in True-up Tariff and Reference Tariff will be invoiced upon approval of True-up Tariff by NEPRA.

Thanking You

Syed Nadeem Ul Haque
Financial Controller

23-A/II, Mohammad Ali Jauhar Memorial Co-operative Housing Society, Karachi
Phone: +92 21 3454 0235 Fax: +92 21 3454 0236, info@snpc.com.pk

SINDH NOORIABAD Power Company (Pvt) Limited

SALES TAX INVOICE

ORIGINAL

Invoice No KE-00203

Date: 02-06-2023

Supplier's Name: SINDH NOORIABAD POWER COMAPANY PVT LTD Address: 23-A/II, Fatima Jinnah Road, M.A.C.H.S. Karachi Tel .No/Fax No. 021 - 3454 0235 - 36 S. T. R # 17-00-4120-473-16 National Tax No. 4120473-5	Buyer's Name: K-Electric Limited Address: PLOT 39-B, K-E HOUSE,SUNSET BOULEVARD,PHASE-II, DEFENCE HOUSING AUTHORITY, KARACHI. Tel .No/Fax No. S. T. R # 12-00-2716-007-28 National Tax No. 1543137-1

Q.No.	Description of Goods	Value Excluding Sales Tax	Sales Tax Payable @ 17%	Extra Tax @ 2%	Further Tax @ 1%	Value Including Sales Tax
	Transmission Line Loss Invoice from 01-May-23 to 31-May-23 @ 18% General Sales Tax.	4,137,120	744,682	-	-	4,881,802
				-	-	
			-	-	-	-
			-	-	-	-
Total		4,137,120	744,682	-	-	4,881,802

Four Million Eight Hundred Eighty One Thousand Eight Hundred Two and No Paisas.

Thanking You

Syed Nadeem Ul Haque
Financial Controller

K - Electric Limited

(Formerly Karachi Electric Supply Company Limited)

Incoming Bill Sticker

Vendor Code	153266	Vendor Name: SINDH NOORIABAD POWER COMPANY (Pvt.) Limited-II				Initiated by
Vendor Bill Details		Energy Payment for May-2023				
Invoice Date	2-Jun-23	Invoice Nos.	KE/04/23/EPP-067 KE-00202	Amount	292,158,134	
Bill Receiving Date	5-Jun-23	P. O. No.	99-	G.R. No		
						Signature / Name / Date

Bill Verification Details

Gt. Account	CC	Tax Code	Order No.	Amount (In Full Rupees)	Remarks
				247,591,639	Energy Payment May '23
			GST @18%	44,566,495	
			Gross Amount	292,158,134	
Parking No.		Less :	Down Payment		
Parking Date			Other Adjustment		
Payment Due Date	5-Jul-23 5-Jul-23				
Checked & Posted by			Deduction		
			LD Charges		
			Net Amount	292,158,134	
			I Tax		
Accounts Payable			Amount Payable		

Rupees:-

Document Forwarded to:		
Business Area / Department:	Addressee Name & Location.	Forwarded Date:

Verified By	Approved By		
	Technical	Commercial	
Signature / Name / Date	Authorized Signatures *	Functional Approval	FBA / COO *

Payment Particulars

Payment Doc. No	Date	Bank	Cheque No.	Cheque Date	Amount (In Full Rupees)

* as per signature mandate

SINDH
NOORIABAD
Power Company-Phase II
(Pvt) Limited

SALES TAX INVOICE

ORIGINAL

Invoice No KE-00202

Date: 02-06-2023

Supplier's Name: SINDH NOORIABAD POWER COMAPANY PHASE II PVT LTD
Address: 23-A/II, Fatima Jinnah Road, M.A.C.H.S
Karachi
Tel .No/Fax No. 021 - 3454 0235 - 36
S. T. R # 17-00-4118-323-12
National Tax No. 4118323-1

Buyer's Name: K-Electric Limited
Address: PLOT 39-B, K-E HOUSE,SUNSET BOULEVARD,PHASE-II, DEFENCE HOUSING AUTHORITY, KARACHI
Tel .No/Fax No.
S. T. R # 12-00-2716-007-28
National Tax No. 1543137-1

Q.No.	Description of Goods	Value Excluding Sales Tax	Sales Tax Payable @ 18%	Extra Tax @ 2%	Further Tax @ 1%	Value Including Sales Tax
	Energy Purchase Invoice from 01-May-23 to 31-May-23 @ 18% General Sales Tax.	247,591,639	44,566,495	-	-	292,158,134
			-	-	-	-
			-	-	-	-
		-	-	-	-	-
			-	-	-	-
			-	-	-	-
			-	-	-	-
			-	-	-	-
Total		247,591,639	44,566,495	-	-	292,158,134

Two Hundred Ninety Two Million One Hundred Fifty Eight Thousand One Hundred Thirty Four and No Paisas.

Thanking You

Syed Nadeem Ul Haque
Financial Controller

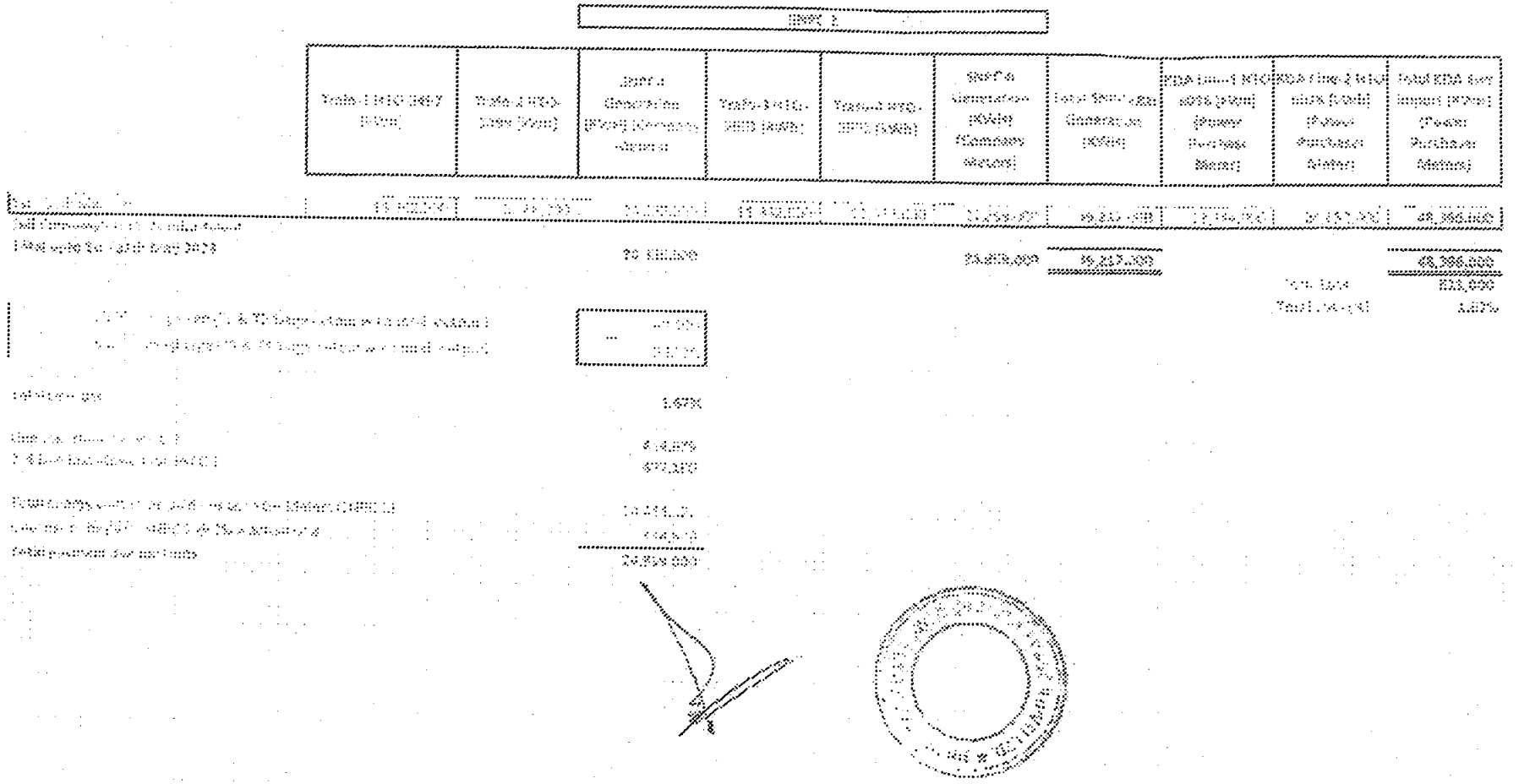

K - Electric Limited

(Formerly Karachi Electric Supply Company Limited)

Incoming Bill Sticker

Vendor Code	153266	Vendor Name:	SINDH NOORIABAD POWER COMPANY (Pvt.) Limited-II		
Vendor Bill Details		Transmission Line Loss Payment for May-2023			Initiated by
Invoice Date	2-Jun-23	Invoice Nos	KE/04/23/TLL-067 KE-00203	Amount	4,956,237
Bill Receiving Date	5-Jun-23	P. O. No	QQ.	G.R. No	
					Signature / Name / Date

Bill Verification Details

SUP. - II

GL Account	CC	Tax Code	Order No.	Amount (In Full Rupees)	Remarks
				4,200,201	Energy Purchase May' 23
			GST @18%	756,036	
			Gross Amount	4,956,237	TLL
Parking No.		Less :	Down Payment		
Parking Date			Other Adjustment		
Payment Due Date	5-Jul-23 5-Jul-23				
Checked & Posted by			Deduction		
			I.D Charges		
			Net Amount	4,956,237	
			I.Tax		
Accounts Payable			Amount Payable		

Rupees:-

Document Forwarded to:

Business Area / Department:	Addressee Name & Location:	Forwarded Date:

Verified By	Approved By		
Signature / Name / Date	Authorized Signatures *	Functional Approval	FBA / COO *

Payment Particulars

Payment Doc. No	Date	Bank	Cheque No.	Cheque Date	Amount (In Full Rupees)

* as per signature mandate

SINDH
NOORIABAD
Power Company-Phase II
(Pvt) Limited

TRANSMISSION LINE LOSS INVOICE

Bill To:
Mr. Amir Rizwan
Head of Business Development
K-Electric Limited
Clifton, Karachi

Invoice No: KE/04/23/TLL-067
Invoice Date: 02-06-2023

Dear Sir,
We are furnishing our Transmission Line Loss Invoice for the month of May 2023 in accordance with section 9.5 (b) (ii) of Power Purchase Agreement.

	Indexed Apr-Jun 2023
TARIFF - Energy Purchase Price	
Fuel Cost Component	8.5508
Variable O&M-Foreign	1.2084
Variable O&M-Local	0.3696
Energy Purchase Price	10.1288
2% Transmission Line Loss (MWH)	415
2% Transmission Line Loss SNPC (KWH)	414,679
Amount Receivable exclusive of Sales Tax	4,200,201
General Sales Tax @ 18%	756,036.18
Net Amount Receivable Inclusive of GST	4,956,237

Four Million Nine Hundred Fifty Six Thousand Two Hundred Thirty Seven and No Paisas.

NOTE: The Aforementioned Invoice has been Prepared as per April - June 2023 indexation based on the NEPRA determination, dated September 21, 2021, for the reference Tariff without taking into account the True-up allowed in the said determination. The difference in True-up Tariff and Reference Tariff will be invoiced upon approval of True-up Tariff by NEPRA.

Thanking You

Syed Nadeem Ul Haque
Financial Controller

23-A/II, Mohammad Ali Jauhar Memorial Co-operative Housing Society, Karachi
Phone: +92 21 3454 0336 Fax: +92 21 3454 0236, info@snpc.com.pk

SINDH
NOORIABAD
Power Company-Phase II
(Pvt) Limited

SALES TAX INVOICE

ORIGINAL

Invoice No KE-00203

Date: 02-06-2023

Supplier's Name: SINDH NOORIABAD POWER COMAPANY PHASE II PVT LTD
Address: 23-A/II, Fatima Jinnah Road, M.A.C.H.S.
Karachi
Tel .No/Fax No. 021 - 3454 0235 - 36
S. T. R # 17-00-4118-323-12
National Tax No. 4118323-5

Buyer's Name: K-Electric Limited
Address: PLOT 39-B, K-E HOUSE,SUNSET BOULEVARD,PHASE-II, DEFENCE HOUSING AUTHORITY, KARACHI.
Tel .No/Fax No.
S. T. R # 12-00-2716-007-28
National Tax No. 1543137-1

Q.No.	Description of Goods	Value Excluding Sales Tax	Sales Tax Payable @ 18%	Extra Tax @ 2%	Further Tax @ 1%	Value Including Sales Tax
	Transmission Line Loss invoice from 01-May-23 to 31-May-23 @ 18% General Sales Tax.	4,200,201	756,036	-	-	4,956,237
			-	-	-	-
			-	-	-	-
			-	-	-	-
Total		4,200,201	756,036	-	-	4,956,237

Four Million Nine Hundred Fifty Six Thousand Two Hundred Thirty Seven and No Paisas.

Thanking You

Syed Nadeem Ul Haque
Financial Controller

K - Electric Limited

(Formerly Karachi Electric Supply Company Limited)

Incoming Bill Sticker

Vendor Code	153444	Vendor Name:	OURSUN Pakistan Limited		
Vendor Bill Details		Energy Payment for May-2023			Initiated by
Invoice Date	1-Jun-23	Invoice Nos.	EN/2023/64	Amount	334,380,602
Bill Receiving Date	1-Jun-23	P. O. No	97...	G.R. No	
					Signature / Name / Date

Bill Verification Details

GL Account	CC	Tax Code	Order No	Amount (in Full Rupees)	Remarks
EAB023	226040000			286,861,684	Energy payment pursuant to 9.4 of the EPA.
APD016			GST @18%	51,635,103	
			Gross Amount	338,496,787	
Parking No		Less :	Down Payment		
Parking Date			MPRV Deduction		
Payment Due Date	1-Jul-23		Insurance Deduction	(4,116,185)	
Checked & Posted by					
			Less ST		
			Net Amount	334,380,602	
			I Tax		
Accounts Payable			Amount Payable		

Rupees:-

Document Forwarded to:		
Business Area / Department:	Addressee Name & Location:	Forwarded Date:

Verified By	Approved By		
Signature / Name / Date	Authorized Signature	Functional Approval	FBA / COO *

Payment Particulars

Payment Doc. No	Date	Bank	Cheque No	Cheque Date	Amount (in Full Rupees)

* as per signature mandate

June 01, 2023

K-Electric Limited (the "Purchaser" or "KE")
KE House, 39-B, Sunset Boulevard
Phase II, Karachi

Attention: Chief Executive Officer

Re: Payment Invoice May-2023 – KE's Customer ID: 153444

Dear Sirs,

This refers to the Energy Purchase Agreement dated June 7, 2017 (the "EPA") entered into between oursun Pakistan Limited and K Electric Limited. Capitalized terms used herein, unless defined herein, shall have the same meanings as ascribed to them in the EPA.

Please find attached our Energy/Payment invoice EN/2023/64 dated 1st June, 2023 in terms of Section 9.4 of the EPA.

Please note that in terms of the EPA, the Seller is obligated to pay the Purchaser the amount shown on the invoice on or before the thirtieth (30th) Day following the Day the invoice is received by the Purchaser.

Energy Price used to calculate the Energy Payment is based of NEPRA approved Jan-Mar-2023 quarterly indexation/adjustment Ref No. NEPRA/R/DG (Trf)/TRF-363 /OSPL-2016/12789-94 dated May 19, 2023, and Insurance Component of the Energy Price is, however, based on NEPRA approved Indexation Order Tariff for the period November 30,2021 to November 29, 2022 Ref no. NEPRA/R/ADG9Trf)/TRF-363/OSPL-2016/15223 dated August 15, 2022. As soon as Insurance Indexation for the period November 30, 2022 to November 29, 2023 will receive the Seller shall raise claim of differential Energy Payment accordingly.

Furthermore, for the purpose of indexation Local O&M component for the quarter Apr-Jun-2023, the latest available data of CPI (General) i.e. for April 2022 published by Pakistan Bureau of Labour Statistics was required to be used. However, Pakistan Bureau of Labour Statistics has discontinued the publication of CPI for the base year 2007-08 w.e.f July 2020 and replaced the same with National -CPI for the base year of 2015-16. Accordingly, as per the applicable provision of Energy Purchase Agreement (EPA), the last available CPI of June 2020 (base year of 2007-08) has been used by NEPRA for the instant adjustment in indexation of Local O&M component of Apr-Jun-2023. The adjustment w.r.t Local O&M has been made on provisional basis. Now NEPRA has issued decision in the matter of change of Base Year 2007-2008 to Base year 2015-16 for Consumer Price Index (CPI) and Company has applied for revision of Indexation of Local O&M component, upon receipt of decision of indexed Local O&M component from the Authority the Seller shall also raise claim of differential Energy Payment accordingly.

OURSUN PAKISTAN LIMITED

Head Office:
10 Ali Block, New Garden Town, Lahore - Pakistan
Tel: (+92 42) 35911050-2, 35911164-67
Fax: +92 42 35911168

Site Office:
5.6-KM, Sindh Coastal Highway off National Highway (N-5, Filter Stop), near Gharo district Thatta, Sindh.

Tariff components, used for the Energy Payment are as follows:

Tariff Component	Reference	Rs./kWh
Fixed O & M -Local	NEPRA Approved relevant Indexation	1.6523
Fixed O & M -Foreign	NEPRA Approved relevant Indexation	1.8084
Return on Equity	NEPRA Approved relevant Indexation	10.1275
Principal repayment of Debt Foreign	NEPRA Approved relevant Indexation	4.3668
Interest-Foreign	NEPRA Approved relevant Indexation	2.8186
Principal repayment of Debt-Local	NEPRA Approved relevant Indexation	4.2690
Interest-Local	NEPRA Approved relevant Indexation	7.5750
Insurance	NEPRA Approved True-up	0.4763
Total		33.1939

Best Regards

For and on behalf of oursun Pakistan Limited

OURSUN PAKISTAN LIMITED

Abdullah Khan Jaura
Authorized Person

CC: Escrow Agent: MCB Bank Limited, 9th Floor MCB Tower, I.I Chundrigar Road, Karachi.
Attention: Imran Siddiqui.
(In terms of Section 3.3 of the Escrow Agreement dated August 08, 2017.)

Oursun Pakistan Limited
10 Ali Block, New Garden Town
Lahore, Pakistan
Tel: +92 42 35911050-2

SALES TAX INVOICE/PAYMENT INVOICE

Customer:	K Electric Limited	NTN	1433221-4
NTN # for OPL:	1234567	STN	3277876117363
NTN	1433221-4	Invoice period From:	May 1, 2023 12:00 AM
STN	3277876117363	To:	May 31, 2023 11:59 PM
Address:	Plot 37-B,KE House Sunset Boulevard Phase II, Karachi	Invoice Date:	June 1, 2023
		Invoice No.:	OPL/2023/May

Energy delivered

Meter No: KTO-7985

a.	Previous Meter Reading	197,821.00	kWh
b.	Present Meter Reading	191,911.00	kWh
c.	Energy delivered per meter	4,790.00	kWh
d.	Multiplying factor	1,000.00	
e.	Energy delivered	4,790,000.00	kWh

Meter No: KTO-7986

a.	Previous Meter Reading	196,321.00	kWh
b.	Present Meter Reading	190,351.00	kWh
c.	Energy delivered per meter	4,970.00	kWh
d.	Multiplying factor	1,000.00	
e.	Energy delivered	4,852,000.00	kWh
	Net Project Shared Volume (NPSV) (As per Section 10.2 of EPA)		
	Total Energy delivered	9,642,000.00	kWh

Invoice for the energy delivered

a.	Energy Delivered	9,642,000.00	kWh
b.	Energy Price	31.1307	Rs./kWh
c.	Energy Charges	300,201,569.00	Rs.
d.	Sales tax on energy charges	51,034,267.00	Rs.
e.	Energy Payment	351,235,787.00	Rs.

NOTE

(a) Please note that under the EPA section 9.5 (i) payment of this invoice to be processed on or before the Durham (10th) day following the day the invoice is received by the Purchaser

(b) Please note that the income of the company is exempt from income tax under clause 132 of Part-I of second schedule of Income Tax Ordinance, 2001. Therefore, tax deduction at source is not applicable.

(c) Energy Price used to calculate the Energy Payment is based of NEPRA approved Apr-Jun-2023 monthly indexation/adjustment ref No. NEPRA/R/ADG (TRF)/TRF-363 /OSPL-2016/11789-98 dated May 19, 2023, and insurance Component of the Energy Price is, however, based on NEPRA approved Indexation Order Tariff for the period November 30, 2021 to November 29, 2022 Ref No. NEPRA/R/ADG(IT)/TRF-363/OSPL-2016/13223 dated August 19, 2022. As soon as Insurance Indexation period November 30, 2022 to November 29, 2023 will receive the Seller shall raise the claim of differential Energy invoice accordingly.

(d) Meter reading with Photographs of the metering system for the period ending is attached

OURSUN PAKISTAN LIMITED

For and on behalf of
Oursun Pakistan Limited

(Collection Agent: MCB Bank Limited, 5th Floor MCB Tower, I.I. Chundrigar Road, Karachi | Attention: Imran Siddiqui
Attention: Imran Siddiqui,
(In terms of Section 3.3 of the Escrow Agreement dated August 08, 2017.)

K - Electric Limited

(Formerly Karachi Electric Supply Company Limited)

Incoming Bill Sticker

Vendor Code	153673	Vendor Name: GHARO SOLAR LIMITED			
Vendor Bill Details		Energy Payment for May-2023			Initiated by
Invoice Date	31-May-23	Invoice Nos.	GSL/CINV/23-06	224,176,903	
Bill Receiving Date	2-Jun-23	P.O. No.	99	G.R. No.	
					Signature / Name / Date

Bill Verification Details

GL Account	CC	Tax Code	Order No.	Amount (In Full Rupees)	Remarks
EAB025	220040000			189,980,426	Energy Payment May'23
			GST @18%	34,196,477	
			Gross Amount	224,176,903	
Parking No.		Less :	Down Payment		
Parking Date			NPMV Deduction		
Payment Due Date	2-Jul-23		Deduction		
Checked & Posted by			Deduction of ST		
			I.D Charges		
			Net Amount	224,176,903	
			I.Tax		
Accounts Payable			Amount Payable		

Rupees:-

Document Forwarded to:		
Business Area / Department:	Addressee Name & Location:	Forwarded Date:

Verified By	Approved By			
	Technical	Commercial		
Signature / Name / Date	Authorized Signatures		Functional Approval	FBA / COO *

Payment Particulars

Payment Doc. No	Date	Bank	Cheque No.	Cheque Date	Amount (In Full Rupees)

* as per signature mandate

[illegible] sheet missing.

GHARO SOLAR LIMITED

MB 300, DHA Phase 6, Lahore. Ph: 042 36029444

Commercial Invoice

Chief Executive Officer,
K-Electric Limited
KE House, 39B, Sunset Boulevard,
Phase II, Karachi

Invoice No.: GSL/KE/CINV/23-07
Invoice Date: May 31, 2023

Invoice for Energy Payment for the month of May 2023 pursuant to Section 9.4(a)(i) of Energy Purchase Agreement (the 'EPA') dated September 26, 2018

		Rs./kWh
O&M (Local)		0.7867
O&M (Foreign)		1.3517
Return on Equity		4.4517
ROEDC		0.4582
Debt Servicing (Foreign)		7.9339
Debt Servicing (Local)		2.4316
Energy Price	a	17.4338

Monthly Meter Reading 31-05-2023

	Present	Previous MWh	Difference	Multiplying Factor	kWh
Transformer 1	182,871	177,487	5,384	1,000	5,384,000
Transformer 2	185,645	180,138	5,507	1,000	5,507,000

Net Delivered Energy		10,891,000
Non-Project Missed Volume		-
	b	10,891,000

		Rs.
Energy Payment (excl. sales tax)	c = (a x b)	189,980,426
Sales Tax @ 18%	d = (c x 18%)	34,196,477
Total Payable		224,176,903

Notes: *Tariff for the period from May 01, 2023 to May 31, 2023 does not include insurance component. The differential for insurance shall also be billed separately.*

Annexures

1. Annex A: Monthly Meter Reading Certificate
2. Annex B: NEPRA Tariff Determination No. NEPRA/R/TRF(Tr)/TRF-534/GSL-2020/12814-18 dated May 19, 2023
3. Annex C: Block-Wise Energy Calculation

Payment Terms

1. Payment of this invoice shall be made in full on or before the due date i.e., **July 03, 2023**
2. Please transfer the payment in our Bank Account No. *0028-1008603423*, Titled *Gharo Solar Limited Revenue A/c* of *Bank Alfalah Limited* (Branch: *Corporate & Investment Banking, 115-E-1, Hali Road, Gulberg III, Lahore*)
3. This payment is exempt from Income Tax Withholding under SRO 586(I)/91 dated June 30, 1991
4. This payment is exempt from Sales Tax withholding under the Rule 5 of Sales Tax Special Procedure (Withholding) Rules 2007

Rana Uzair Nasim
Chief Executive Officer

GHARO SOLAR LIMITED

CC:

1. Director (Business Development), K-Electric Limited, KE House, 39B, Sunset Boulevard, Phase II, Karachi
2. Mr. Imran Siddiqui, MCB Bank Limited (As Escrow Agent), 9th Floor, MCB Tower, I.I Chundrigarh Road, Karachi

GHARO SOLAR LIMITED

MB 300, DHA Phase 6, Lahore. Ph: 042 38920444

Sales Tax Invoice

Invoice No.: GSL/KE/SINV/23-07
Invoice Date: May 31, 2023

Recipient:	**Supplier:**
K-Electric Limited	Gharo Solar Limited
KE House, 39B, Sunset boulevard,	MB 300, DHA Phase 6,
Phase II, Karachi	Lahore
NTN #: 1543137-1	NTN #: 7301027-2
STR #: 1200-2716-007-28	STR #: 3277-8761-500-87

Invoice for Energy Payment for the month of May 2023 pursuant to Section 9.4(a)(iv) of Energy Purchase Agreement dated September 26, 2018 (the 'EPA')

Description	Quantity (kWh)	Energy Price (Rs./kWh)	Value Excl. Sales Tax (Rs.)	Sales Tax @ 18% (Rs.)	Value Incl. Sales Tax (Rs.)
Supply of Electric Power - En-Block 1	10,891,000	17.4438	189,980,426	34,196,477	224,176,903
Total	**10,891,000**		**189,980,426**	**34,196,477**	**224,176,903**

In Words: **Pak Rupees Two Hundred Twenty Four Million One Hundred Seventy Six Thousand Nine Hundred and Three Only**

Payment Terms

1. Payment of this invoice shall be made in full on or before the due date i.e., July 03, 2023
2. Please transfer the payment in our following bank account

Account No.:	*0028-1006603473*
Account Title:	*Gharo Solar Limited Revenue A/c*
Bank:	*Bank Alfalah Limited*
Branch:	*Corporate & Investment Banking, 115-E-1, Hali Road, Gulberg III, Lahore*

3. This payment is exempt from Income Tax Withholding under SRO 586(I)/91 dated June 30, 1991
4. This payment is exempt from Sales Tax withholding under the Rule 5 of Sales Tax Special Procedure (Withholding) Rules 2007

Rana Uzair Nasim
Chief Executive Officer

GHARO SOLAR LIMITED

K - Electric Limited

(Formerly Karachi Electric Supply Company Limited)

Incoming Bill Sticker

Vendor Code	103513	Vendor Name: M/s. LUCKY CEMENT LIMITED				Initiated by
Vendor Bill Details		Energy Payment for May-22				
Invoice Date	1-Jun-23	Invoice No	92889598	Amount	3,941,363	
Bill Receiving Date	5-Jun-23	P. O. No		G.R. No.		
						Signature / Name / Date

Bill Verification Details

GL Account	CC	Tax Code	Order No	Amount (In Full Rupees)	Remarks
EAB046	220040000			3,340,138	Energy Payment May'23
			GST @18%	601,225	
			Gross Amount	3,941,363	
Parking No		Less :	Down Payment		
Parking Date			Other Adjustment		
Payment Due Date	5-Jul-23		Deduction		
Checked & Posted by			Retention		
			LD Charges		
			Net Amount	3,941,363	
			I.Tax		
Accounts Payable			Amount Payable		

Rupees:-

Document Forwarded to:		
Business Area / Department:	Addressee Name & Location:	Forwarded Date:

Verified By	Approved By			
	Technical	Commercial		
Signature / Name / Date	Authorized Signatures		Functional Approval	FBA / COO *

Payment Particulars

Payment Doc. No	Date	Bank	Cheque No.	Cheque Date	Amount (In Full Rupees)

* as per signature mandate

Original Invoice missing

LUCKY CEMENT

ENERGY SALE INVOICE

Sales Tax Registration No. 05-03-2523-001-28 National Tax Number 0009807-8

Invoice No: 92889598 Date 1 June 2023

K- Electric Limited
KE House, 39-B, Sunset Boulevard
Phase II, D.H.A
Karachi
Sales Tax Registration No.: 1200271600738
NTN : 1513137-1

Energy Sale Invoice for the Month of May'2023

	KWH DELIVERED
Meter Reading as on 01-June -2023	4,887,000
Meter Reading as on 01-May -2023	4,631,000
Units Consumed in the month	256,000

				Rate per Unit	Total Amount - PKR
1	Fuel Cost Component	1200 / 238.38	2.0957	10.5497	2,700,773
2 (a)	Variable O&M			1.1190	286,464
2 (b)	Fixed O&M			0.8714	223,078
3	Insurance			0.1067	27,314
4	Return On Equity -ROE			0.3871	99,048
Total Amount Excluding GST				13.0339	3,336,678
Differential due to application of erroneous Fixed O&M in Fixed Cost (i.e.Rs.0.8714 /KWh - Rs.0.8515 /KWh X 174,000 KWhs)					3,459
Total Amount Excluding GST					3,340,136
GST @ 18%					601,225
Total Amount Including GST					3,941,363

Total Amount In Words (Rupees): Three Million Nine Hundred Forty One Thousand Three Hundred and Sixty Three Only

Note* : No withholding tax shall be deducted as per SRO No.586(I)/91 dated June 30, 1991

Terms of Payment

The payment has to be made within 30 days and after allowing grace period of 3 days. Late Payment Surcharge-LPS will be charged @ [KIBOR (03 Month) + 1%] per month, as per Clause 5.2 of the Power Acquisition Contract.

For Lucky Cement Limited

Authorized Signatory
Muhammad Faisal Maqsood
Senior Manager Finance & Accounts

Encl:
a) Sales Tax Invoice # 92889598
b) Reading Sheet
c) SSGC paid Bill April'2023

Lucky Cement Limited
6-A, Muhammad Ali Housing Society, A. Aziz Hashim Tabba Street, Karachi-75350.
D.A #: 111-786-555 F: 34534302 E: info@lucky-cement.com
URL: www.lucky-cement.com

YBG

Power Plant	Counter Readings		Generation - MWh	Generation in MGS and FCA	Notes
	1-May-23	1-Jun-23	May-23		
	MWh				
	A	B	C = B - A		
BQPS I					
Unit 1	9,651,738	9,658,323	6,585		
Unit 2	10,195,800	10,233,995	38,195		*Note 1*
Unit 5	3,488,255	3,544,863	56,608		
Unit 6	3,019,269	3,041,927	22,658		
DEG 1	550	551	0.860		
DEG 2	495	496	0.830		
DEG 3	102	102	0.110		
DEG 4	74	74	-		
DEG 5	162	162	0.160		
Total			**124,048**	**124,048**	
BQPS II					
GT 1	4,038,023	4,078,915	40,892		
GT 2	3,769,261	3,812,093	42,832		
GT 3	3,826,586	3,852,087	25,501		
ST	11,781,368	11,838,640	57,272		
Total			**166,497**	**166,497**	
BQPS III					
Unit 1	1,009,132	1,314,562	305,430		
Unit 2	614,790	932,030	317,240		
Total			**622,670**	**622,670**	
KCCP					
GT 1	2,476,935	2,476,935	-		
GT 2	1,878,267	1,878,267	-		
GT 3	2,563,999	2,563,999	-		
GT 4	2,981,058	2,981,646	589		
ST 2	1,468,887	1,468,931	43		
ST 1	558,541	558,541	-		
Total			**632**	**632**	
KGTPS					
Sec1 Export	155,461	155,461	-		
Sec1 Import	2,813	2,813	-		
Sec2 Export	225,302	225,302	-		
Sec2 Import	2,426	2,439	13.570		*Note 3*
Sec3 Export	122,678	122,678	-		
Sec3 Import	2,363	2,363	-		
Sec4 Export	224,527	224,527	-		
Sec4 Import	2,529	2,611	82.730		
ST Export	64,550	64,550	-		
ST Import	1,781	1,781	-		
Sec1 Aux	584	584	-		
Sec2 Aux	1,058	1,071	13.663		*Note 2*
Sec3 Aux	1,195	1,195	-		*Note 2*
Sec4 Aux	704	787	83.196		
ST Aux	257	257	-		
Total			**0.559**	-	

Power Plant	Counter Readings		Generation - MWh	Generation in MGS and FCA	Notes
	1-May-23	1-Jun-23	May-23		
	MWh				
	A	B	C = B - A		
SGTPS					
Sec1 Export	910,602	910,602	-		
Sec1 Import	3,944	3,944	-		
Sec2 Export	81,275	81,275	-		
Sec2 Import	1,651	1,705	54		
Sec3 Export	966,535	966,535	-		
Sec3 Import	3,533	3,533	-		
Sec4 Export	948,214	948,214	-		
Sec4 Import	4,310	4,376	66		
ST Export	57,894	57,894	-		
ST Import	335,162	335,162	-		
Sec1 Aux	23,146	23,146	-		
Sec2 Aux	23,834	23,888	54		
Sec3 Aux	22,741	22,741	-		
Sec4 Aux	27,532	27,599	67		
ST Aux	6,094	6,094	-		
Total			0.805	-	*Note 3*

Explanation to Notes:

1. Meter snapshot showing "0233995" MWh to be read as "10233995" MWh to due 8-digit MWh display capability on the meter secreen.

2. Meter Snapshot showing "195189" KWH to be read as "1195189" KWH due to 8-digit KWh display capability on meter screen and Meter Snapshot showing "071,351" to be read as 1,071,351 KWH

3. With respect to KGTPS and SGTPS, there is a difference of 0.559 and 0.805 MWH from actual total generation due to Import and Auxiliary CT Ratio (Current Transformer Ratio) difference in case of standby condition.

At S&K the plant configuration is that 8 engines (constituting 1 section) are connected to a common 11 KV bus bar. This bus has two outgoing feeders with energy meters installed on each feeder; One for exporting/importing energy to/from the grid, while the other outgoing feeder is connected to the auxiliary transformer of that section.

To compute the gross generation of the section, the sent outs and auxiliary have to be summed up using the formula:
Gross Generation = Net Sent outs (Export – Import) + Auxiliary.

When completely on standby, any section imports power from grid to run its auxiliary. Accordingly, while totaling the generation as per above formula, it should ideally be nil as exports are zero and import should equal auxiliary consumption. However, due to difference in CT Ratio (Current Transformer Ratio) installed on the section transformer (CT Ratio 2000/5) and on auxiliary transformer (CT Ratio 100/5) this is not the case and hence there is this a minor difference being shown on net basis.

Accordingly, where whole section has zero export during the month, the minor difference in reading of import and auxiliary has been excluded for calculation of total generation, to eliminate the effect of erroneous generation being shown.


GENERATOR ACTIVE POWER


성능시험
(PERFORMANCE TEST)

성능시험
(PERFORMANCE TEST)


Ph 4 Wire/3 Ph 3 Wire


ASNJY05CE311
DIESEL GENRATOR 5


Reading
17.7 x 10 kWh
4-8-92 HTC g.m


DEG 3
SIEMENS
×10 Wh


DEG 2
×10
SIEMENS


DEG
SIEMENS


ISKRA
Made in Slovenia
Cl. 0,2S
0,6%
AC - 3 Ph 4 Wire
Type: MT860S-A22R36S33-E12-L21-M3K03-Z7
3x63,5/110 V
1-6 A
50 Hz
Pr. No: 035 864 037
AC/DC
Conn.: IS26542
No.: D184590
ISLIP
Name:
Signature & Date:
KE No.:
Consumer No.:
Section:
Region:
FOR USER DEPARTMENT
REGISTER READING
01/06/2023 00:05


ISKRA
Made in Slovenia
2015
Ct. 0,2S
0,5%
-L21-M3K03-Z7
3x63,5/110 V
1-6 A
50 Hz
Pr. No: 035 864 037
Conn.: IS26542
No: 0184586
LIP
ame: GT 2
gnature & Date:
No.: 76432185
nsumer No.:
ection:
gion:
R USER DEPARTMENT
Active
Active
Reactive +
Reactive -
Maximum demand
Energy
Total
Tariff x
01/06/2023 00:03

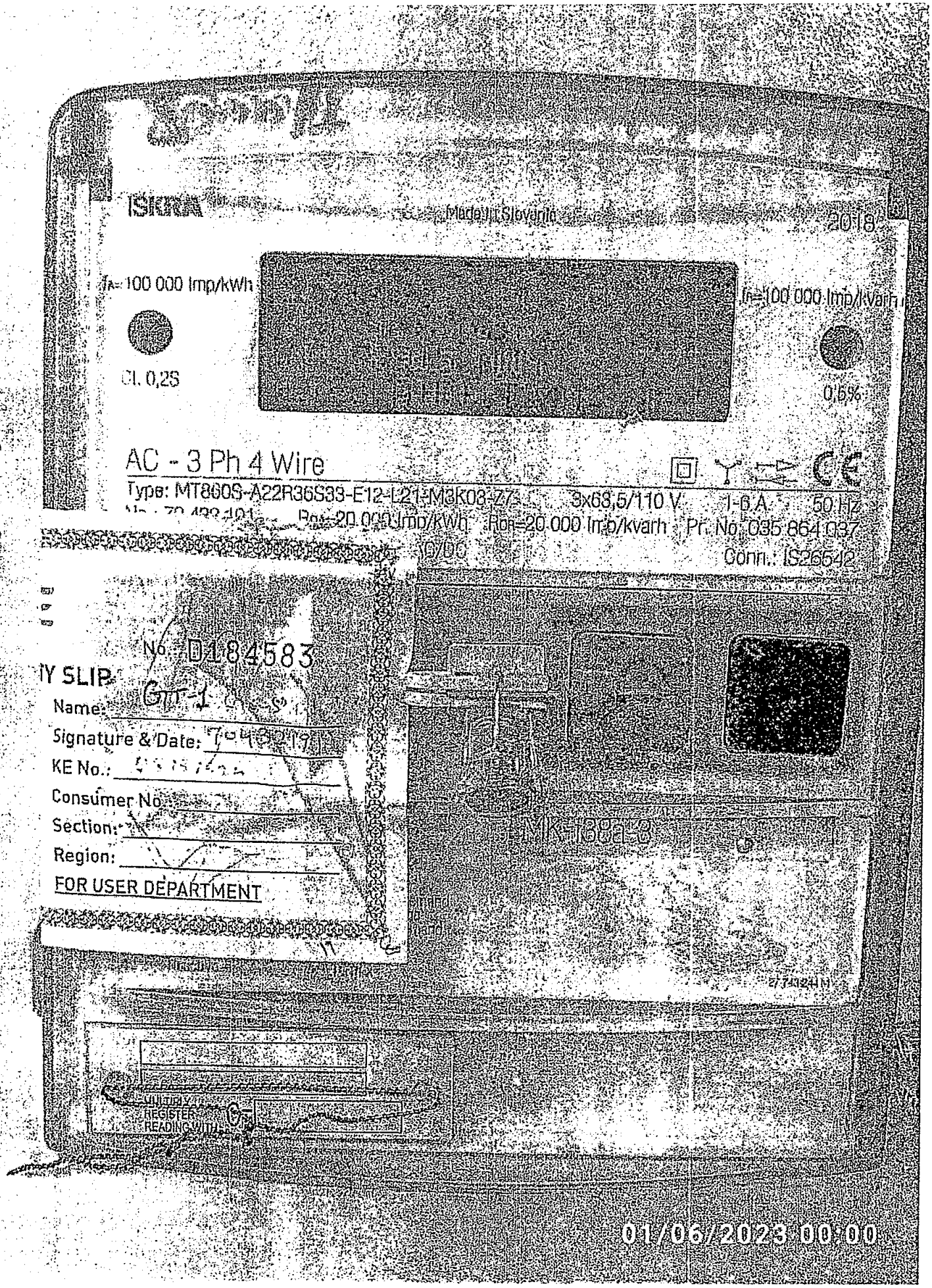
ISKRA
Made in Slovenia
2018
100 000 Imp/kWh
Cl. 0,2S
100 000 Imp/kvarh
0,5%
AC - 3 Ph 4 Wire
Type: MT860S-A22R36S33-E12-L21-M3K03-Z7
3x63,5/110 V
1-6 A
50 Hz
Ron=20.000 Imp/kWh
Ron=20.000 Imp/kvarh
Pr. No: 035 864 037
Conn.: IS26542
No. 0184583
Name:
Signature & Date:
KE No.:
Consumer No:
Section:
Region:
FOR USER DEPARTMENT
MK-T86d-8
01/06/2023 00:00



TRIC

SLIP No. D236030

FOR USER DEPARTMENT

Name: ST GROSS

Signature & Date:

KE No.:

Consumer No.:

Section:

Region:

P.O. No. 75000 1689

Property of KESC/

Not for SALE

HTD 706

ST. GROSS P

2023.06.01 00:00


GT # 1 Generator
(1.8.0) (3.8.0)
GT-1 GROSS ENERGY METER
Old Switchgear Room
(GT-1 Turbine Control Panel, TCP)


GT # 2 Generator
(1,8,0) (3,8,0)
GT-2 GROSS ENERGY METER
Old Switchgear Room
GT-2 Turbine Control Panel (GP)
S.No. 41507869


GT # 3 Generator
(1.8.0) (3.8.0)
GT-3 GROSS ENERGY METER
Old Switchgear Room
(GT-3 Turbine Control Panel - TCP)
S.NO. 41507300


GT # 4 Generator
(1.8.0) (3.8.0)
GT-4 GROSS ENERGY METER
Old Switchgear Room
GT-4 Turbine Control Panel (TCP)
S/NO. #1507874


1-0:1.8.0*255
NEW STG-B (GT-1/2) TCP (1.8.0) (3.8.0)
STG-1 GROSS ENERGY METER


2023/06/01 00:00:31
1-0:1.8.0*255
1468930.5 MWh
L A+R- T1 T E
T Generator (GT-
3/4)
(1.8.0) (3.8.0)

Aux

4 Auxiliary

Auxiliary

S1 Auxiliary




CE
S4
P.O. No. 7500002200
Property of KESC/
Secy
S4 Import


Main-3
SO
SEC#3
S3 Import


S4 Sent Out


S3
Main-3
SO
SEC# 3
S3 Sent Out

SECT# 02

S2 Import

SEC# 02
S2 Sent Out


ISKRA
5P5
Ph 4 Wire/3 Ph 3 Wire
P.O. No. 7500002200
Property of KESC/
Not for SALE
REGISTER
READING WITH
S1 Sent Out


ISKRA
2019
AC - 3 Ph 4 Wire
MIO-V22L61
S.G.T.P.S
HEAT RATE TEST
SECTION # 2
ENERGY METER (11 KV S.C)
CODE # 4
SR # 004


ISKRA
Made in Slovenia
AC - 3 Ph 4 Wire
50 Hz
MIO-V22L61
S.G.T.P.S
HEAT RATE TEST
SECTION # 2
ENERGY METER (11 KV S.O)
CODE # 41507915


ST
Steam Turbine
K05 11KV
Energy Meter


Steam Turbine
K05 11KV
Energy Meter




S.G.T.P.S.
INDICATOR TEST
SECTION #3
CODE #41507855


S.G.T.P.S
HEAT RATE TEST
SECTION # 4
ENERGY METER (11 KV S.O)
CODE # 41507904


S.G.T.P.S
HEAT RATE TEST
SECTION # 4
ENERGY METER (11 KV S.O)
CODE # 41507904


S.G.T.P.S
HEAT RATE TEST
SECTION # 3
ENERGY METER (11 KV/S.O)
CODE # 41507896
SR # 007


S.G.T.-P.S
HEAT RATE TEST
SECTION #3
ENERGY MIDTICE (11 KV 8.0)
CODE # 41507896
SR # 007



S.G.T.P.S

HEAT RATE TEST

SECTION # 1

ENERGY METER (1 KV S.O)

CODE # 41507879


S.G.T.P.S
HEAT RATE TEST
SECTION # 1
ENERGY METER (11 KV S.O)
CODE # 41507879

K - Electric Limited

(Formerly Karachi Electric Supply Company Limited)

Incoming Bill Sticker

Vendor Code	153759	Vendor Name: Lotte Chemical Limited				Initiated by
Vendor Bill Details		Energy Payment for May-2023				
Invoice Date	31-May-23	Invoice No	SI38542	Amount	3,003,832	
Bill Receiving Date	1-Jun-23	P.O. No		G.R. No		
						Signature / Name / Date

Bill Verification Details

Gl. Account	CC	Tax Code	Order No	Amount (In Full Rupees)	Remarks
EAB044	220040000			6,332,520	Energy Payment May'23
			GST@18%	1,139,854	
			Gross Amount	7,472,373	
Parking No		Less :	Down Payment		
Parking Date			Other Adjustment		
Payment Due Date	25-Jun-23		Withheld 1% P Bond		
Checked & Posted by			Deduction	(4,468,541)	Dispute PO 20/-
			LD Charges		
			Net Amount	3,003,832	
			I Tax		
Accounts Payable			Amount Payable		

Rupees -

Document Forwarded to:		
Business Area / Department:	Addressee Name & Location:	Forwarded Date

Verified By	Approved By		
	MUHAMMAD IQBAL VORA General Manager Contract & Contract Admin K-ELECTRIC LIMITED	AAMIR RIZWAN QURESHI Head of Fuel & PP Management K-ELECTRIC LIMITED	FM
	Technical	Commercial	FAHAD MAZHAR General Manager EF Transmission & BD K-ELECTRIC LIMITED
Signature / Name / Date	Authorized Signatures *		Functional Approval	FBA / COO *

Payment Particulars

Payment Doc. No	Date	Bank	Cheque No.	Cheque Date	Amount (In Full Rupees)

* as per signature mandate

LOTTE CHEMICAL

LOTTE Chemical Pakistan Ltd.
Al-Tijarah Centre, 14th Floor, 1/1-A, Main Shahrah e Faisal,
Block 6, P.E.C.H.S, Karachi-75400, Pakistan
UAN: +92 (0) 21 111 568 282 PABX: +92 (0)21 34169101-4

01 June 2023

K-Electric Limited
KE House
39-B, Sunset
Boulevard
Phase II, D.H.A.,
Karachi

COMPLETE SET OF ORIGINAL INVOICE AND RELATED DOCUMENTS FOR THE MONTH OF MAY 2023

Dear Mr. Nasir Shamim,

Please find attached following Original documents for the month of May 2023.

1. Invoice No. SI38542 dated 31 May 2023.
2. Certificate of meter reading together with pictures for the month of May 2023.
3. Certificate of RLNG consumption for the month of May 2023.
4. OGRA RLNG price notification for the month of May 2023.
5. Exchange rate sheet for the month of May 2023.
6. Withholding Income Tax Exemption Certificate # 100000138911604 valid up to 30 June 2023.

Kindly acknowledge receipt.

Thanking you,

Yours sincerely,

Ashiq Ali
Chief Financial Officer

LOTTE CHEMICAL

LOTTE Chemical Pakistan Ltd.
Al-Tijarah Centre, 14th Floor, 32/1-A, Main Shahrah-e-Faisal,
Block 6, P.E.C.H.S, Karachi-75400, Pakistan
UAN: 192 (0) 21 111 568 782 PABX: 192(0)21 34169101-4

Sales Tax Invoice

Reg No: 12-00-2806-001-64
NTN : 1279414-7

Invoice No : SI38542
Date : 31-MAY-2023

K-Electric Limited
KE House, 39-B, Sunset Boulevard,
Phase II, D.H.A.,
Karachi
S Tax Reg No. : 12-00-2716-007-28
NTN No : 1543137-1

Meter Readings	Line 1	Line 2	Units (kWh.)
Meter Reading as on May 1, 2023 12:00 AM	10035	110891	
Meter Reading as on Jun 1, 2023 12:00 AM	10192	110891	157,000
Units exported			157,000
RLNG Consumed in MMBTU (@ 9,945.49 BTU/kWh)			1561.441956

	Amount Per Unit (Rs / kWh)	Total Amount (Rs)
Fuel Cost Component RLNG	38.87160	6,102,841.20
O&M	1.02482	160,896.74
Insurance	0.025330	3,972.10
ROE	0.41280	64,809.60
GIDC (if applicable)	0.00000	.00
Total Bill for the month (excluding GST)	40.33452	6,332,519.64
GST @ 18 %		1,139,853.54
Total Bill for the month (including GST)		7,472,373.18

Amount in words :- Seven Million Four Hundred Seventy-Two Thousand Three Hundred Seventy-Three and Eighteen Paisas Only.

We are exempt from deduction of Income Tax U/S 153(1) (a) of ITO,2001 vide exemption no 1000001389116O4
Valid upto 30-JUN-2023

For LOTTE Chemical Pakistan Ltd


K-E Main Energy Meter # 01
(HTO 7995)
TRANSFORMER


K-E Main Energy Meter # 02
(HTO 7996)
TRANSFORMER
No 2


K.E Main Energy Meter # 03
(HTO 7997)
TRANSFORMER
No 3


Transformer # 01
(Main)
OPPO A1k

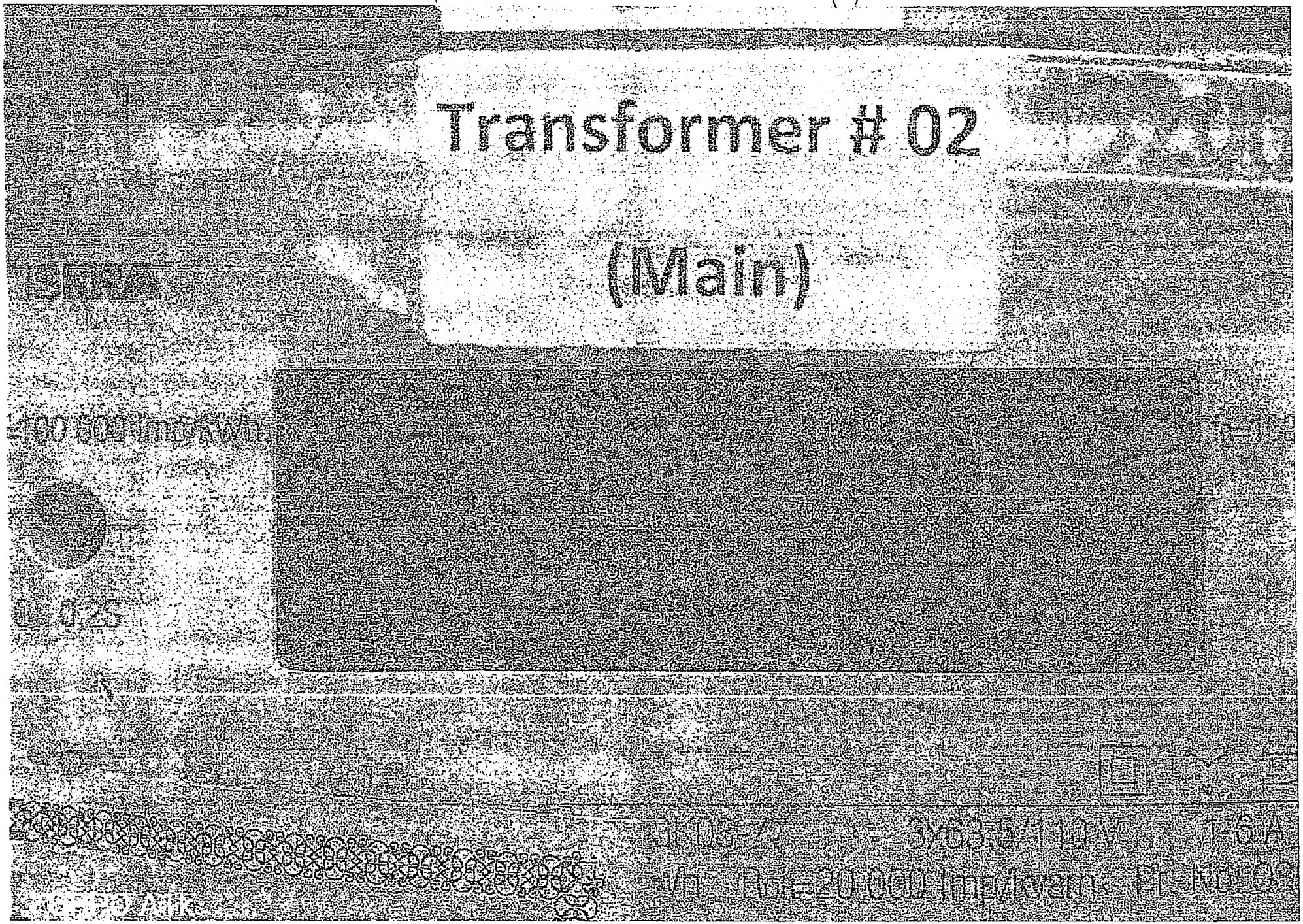
Transformer # 02
(Main)


Transformer # 03
(Main)


The Karachi Electric Supply Company Ltd.
No. 0226196
KESC
No. 0226196
WARNING
K-ELECTRIC
METER SECURITY SLIP
No. 0240007
WARNING
FOR USER DEPARTMENT
adime


adims
K-ELECTRIC
METER SECURITY SLIP
WARNING


HTO-6016
Samsung Quad Camera
Shot with my Galaxy A21s


SLIP
Name:
Signature
Date
No.
Consumer No.
Section
Region
FOR USER DEPARTMENT
HTO-6018
Samsung Quad Camera
Shot with my Galaxy A21s

HT-0-7905
HT-0-7906


3 Ph 4 Wire

