



**CENTRAL POWER PURCHASING AGENCY GUARANTEE LIMITED**  
(A Company of Government of Pakistan)

Shaheen Plaza | Plot no. 73-West | Fazal-E-Haq Road,  
Blue Area, Islamabad  
Fax: +92-51-9216949, Ph: +92-051- 9213616  
www.cppa.gov.pk


No. CPPA-G/2023/CFO/ **8093-94**

Dated: June 15, 2023

The Registrar NEPRA  
NEPRA Tower Ataturk Avenue (East),  
Sector G-5/1, Islamabad.

**SUBJECT: XWDISCOs' ENERGY PURCHASE DATA FOR MONTH OF MAY 2023.**

With reference to the FCA mechanism provided in XWDISCOs' tariff determination, please find attached the Energy Data for the month of May 2023. The soft copy of the FCA Claim along with the EPP invoices is also being sent to NEPRA for its consideration.



CHIEF FINANCIAL OFFICER

CC:

- Chief Executive Officer, CPPA-G.
- Master File

By No. **3698**  
Dated: **19-06-23**  
Tarn Division Record

REGISTRAR OFFICE  
Diary No: **7921**  
Date: **16-6-23**

Forwarded please:  
 For nec action     for Information

1. DG (Lic.)	2. DG (Admn./HR)
3. DG (M&E)	4. DG (CAD)
5. DG (Trt.)	6. Dir. (Fin.)
7. Dir. (Tech.)	8. Consultant
9. LA	10. Dir. (IT)

For kind information please  
 Chairman     M (Tech.)  
 M (Lic.)     M (Trt. & Fin.)  
 M (Law)


TARIFF (DEPARTMENT)  
 Dir (T-I)..... Dir (T-II).....  
 Dir (T-III)..... Dir (T-IV).....  
 Dir (T-V)..... Addl. Dir (RE).....  
 Date: **19-06-23**


## CERTIFICATE


Subject: MONTHLY FUEL CHARGES ADJUSTMENT OF DISCOS FOR THE MONTH OF MAY -2023.

- I. It is certified that Merit order was followed as defined under section 2 (I) (x) of the NEPRA Licensing (Generation) Rules 2000, while operating power plants in its fleet during month of May-2023.
  
- II. Partial Loading of power plants was strictly in accordance with the provision of their respective Power Purchase Agreement and the plants were operated on partial load as per system load demand variations and for fuel conservation where needed.

  
Deputy Manager (PC-I)  
NPCC, NTDC, Islamabad

  
Manager Power Control  
NPCC, NTDC, Islamabad

  
Chief Engineer (Network Operation)  
NPCC, NTDC, Islamabad.



## **CERTIFICATE**

### **FOR FUEL ADJUSTMENT IN THE CONSUMER-END TARIFF**

#### **REGARDING 2002 POWER POLICY**


#### **FOR THE MONTH OF MAY 2023**

This is to certify that:-

- 1) All purchases have been made from Generation Companies having valid generation License issued by NEPRA.
- 2) Invoices of all Electricity Purchases have been processed in accordance with the rates, terms & conditions as determined by NEPRA. Payments related to periodical adjustments are also made as per decision of NEPRA.
- 3) The above statement is true, based on facts and from verifiable documentary evidence. In case of any deviation / variation observed if not rectified at later stage, CPPA-G will be responsible for the consequences arising out of any misstatement under NEPRA Act and its Rules & Regulations.

**DGM Technical**

**DGMF-I, CPPA-G**



## **CERTIFICATE**

### **FOR FUEL ADJUSTMENT IN THE CONSUMER-END TARIFF**

### **REGARDING 1994 POWER POLICY (HUBCO INCLUSIVE)**


### **FOR THE MONTH OF MAY 2023**

This is to certify that: -

- i) All purchases have been made from IPPs under 1994 Policy, including HUBCO, Chasnupp and excluding Tavanir, having valid generation license issued by NEPRA.
- ii) Invoices of all Electricity Purchases have been made strictly in accordance with the rates, terms & conditions as stipulated in the respective Power Purchase Agreements.
- iii) All payments to IPPs are being made after observing all formalities provided in the respective Power Purchase Agreements.
- iv) All purchases have been made in accordance with the Power Purchase Agreement.

The above statement is true, based on facts and from verifiable documentary evidence. In case of any deviation / variation observed if not rectified at later stage, CPPA-G will be responsible for the consequences arising out of any misstatement under NEPRA Act and its Rules & Regulations.

  
DGM Technical

  
DGMF-II CPPA-G





CENTRAL POWER PURCHASING AGENCY (CPPA)  
Energy Procurement Report (provisional)  
For the Month of May 2023

Slno.	Power Producers	Fuel	Capacity (MW)	Energy (kWh)	Fuel Charges Rs.	VOCA Charge Rs.	EPP Billing month (Rs.)	Prev. Adjustment in Fuel (Rs.)	Prev. Adjustment in VOCA (Rs.)	Prev. Adjustment in EPP (Rs.)	Supp. Charges	Total Fuel Cost Rs.	Total VOCA Rs.	Total Energy Cost (Rs.)
43	Harsha Green Energy Limited	Wind	50	21,065,370										
44	Indira Wind Power Limited	Wind	50	28,733,540										
45	Indira Wind Power Limited	Solar	50	34,559,409										
46	Indira Wind Power Limited	Mixed	257	27,664,797	156,569,525		156,569,525					156,569,525		156,569,525
					2,693		2,693					2,693		2,693
					17,997,992,922		17,997,992,922					17,997,992,922		17,997,992,922
					11,460		11,460					11,460		11,460
					119,402,896,184		119,402,896,184					119,402,896,184		119,402,896,184
					5,074,280,519		5,074,280,519					5,074,280,519		5,074,280,519
					588,095,278		588,095,278					588,095,278		588,095,278
					1,384,120,941		1,384,120,941					1,384,120,941		1,384,120,941
					468,016,586		468,016,586					468,016,586		468,016,586
					6,600,443,437		6,600,443,437					6,600,443,437		6,600,443,437
					1,270,983,700		1,270,983,700					1,270,983,700		1,270,983,700
					18,892,873,991		18,892,873,991					18,892,873,991		18,892,873,991
					2,889,051,937		2,889,051,937					2,889,051,937		2,889,051,937
					1,442,592,000		1,442,592,000					1,442,592,000		1,442,592,000
					34,486,000		34,486,000					34,486,000		34,486,000
					606,581,470		606,581,470					606,581,470		606,581,470
					124,083,635		124,083,635					124,083,635		124,083,635
					74,884,210		74,884,210					74,884,210		74,884,210
					27,664,797		27,664,797					27,664,797		27,664,797
					119,402,896,184		119,402,896,184					119,402,896,184		119,402,896,184
					119,039,489,354		119,039,489,354					119,039,489,354		119,039,489,354
					5,204,764,664		5,204,764,664					5,204,764,664		5,204,764,664
					907,507,653		907,507,653					907,507,653		907,507,653
					118,128,957,701		118,128,957,701					118,128,957,701		118,128,957,701
					11,954,362,316		11,954,362,316					11,954,362,316		11,954,362,316
					9,8817		9,8817					9,8817		9,8817
					0,4354		0,4354					0,4354		0,4354
					124,241,230,018		124,241,230,018					124,241,230,018		124,241,230,018
					123,333,722,365		123,333,722,365					123,333,722,365		123,333,722,365
					11,954,362,316		11,954,362,316					11,954,362,316		11,954,362,316
					10,3170		10,3170					10,3170		10,3170
					7,8281		7,8281					7,8281		7,8281
					2,0536		2,0536					2,0536		2,0536

Energy Cost (Rs.)	119,036,465,354	5,204,764,664	124,241,230,018
Cost not chargeable to DISCOs (Rs.)	907,507,653	-	907,507,653
EPP (Changeable) (Rs.)	118,128,957,701	5,204,764,664	123,333,722,365
Energy Sold (kWh)	11,954,362,316	11,954,362,316	11,954,362,316
Avg. Rate (Rs./kWh)	9,8817	0,4354	10,3170
Reference Rate (Rs./kWh)		7,8281	
FCA Rate Current month (Rs./kWh)		2,0536	

**CENTRAL POWER PURCHASING AGENCY (CPPA)**  
**Detail Breakup of FCC Claimed**  
**For the Month of May 2023**

S.No.	Power Producer	Fuel	Dep. Capacity (MW)	Energy KWh	Fuel Cost component as determined by Authority (Rs./Kwh)	Fuel Cost as per NEPRA Approved Rate (Rs.)	Heat Degradation Factor (Dh) Rs.	Load Correction Factor (KL) Rs.	Any other Cost as per PPA (Rs.)	Fuel Charges Rs.
<b>A</b>										
1	Foundation Power Company Dharki Ltd.	Gas	171	100,108,989	8,0223	803,106,628	33,730,478	30,478,949	-	867,316,055
2	Orient Power Company (Private) Limited	RLNG	213	98,441,548	25,8671	2,545,712,164	203,881,454	37,119,144	-	2,786,712,761
3	Saif Power Limited	RLNG	204	92,908,318	25,8632	2,402,903,792	235,901,572	35,623,766	-	2,674,429,130
4	Engro Powergen Qadirpur Limited	Gas	213	79,569,538	8,7882	699,116,456	10,486,747	74,054,779	-	783,657,982
5	Sapphire Electric Company Limited	RLNG	203	83,024,910	25,8622	2,147,210,733	187,656,288	31,520,705	-	2,366,387,726
6	Halmoro Power Generation Company Limited	RLNG	199	77,294,894	25,7425	1,989,761,730	203,979,105	68,444,714	-	2,262,165,550
7	Uch-II Power (Pvt.) Limited	Gas	381	251,773,516	11,2063	2,821,516,494	93,110,044	21,190,345	-	2,935,816,883
8	Quaid-e-Azam Thermal Power (Pvt) Limited	RLNG	1,180	682,442,800	21,6879	14,367,017,577	291,380,350	1,389,480,492	-	16,047,878,419
9	National Power Parks Management Company Private	RLNG	2,550	1,456,164,400	21,3156	31,039,018,557	636,084,495	2,072,935,727	-	33,748,038,779
10	Huanong Shandong Ruyi Energy (Pvt) Ltd	Coal	1,320	44,292,300	31,5942	1,399,379,785	35,035,531	60,433,998	-	1,494,849,314
<b>PPPs Total:-</b>			<b>6,634</b>	<b>2,946,026,313</b>		<b>60,214,743,916</b>	<b>1,931,246,064</b>	<b>3,821,282,619</b>	<b>-</b>	<b>65,967,272,599</b>
<b>B</b>										



Detail Of Energy Imported From Small Power Producers					
DISCO	Captive	Contract Capacity (MW)	Description	May, 2023	Rate (Rs./KWh)
MEPCO	Kumhar Wala Power House-I	5.00	Energy	1,170,627	
			Cost (Rs.)	-	
	DISCO's Total:-	5.00	Energy	1,170,627	-
			Cost (Rs.)	-	
HESCO	Thatta Power (Pvt.) Ltd.,	18.80	Energy	82,500	5.04
			Cost (Rs.)	415,796	
	Omni (NCPP)	10.00	Energy	4,989,920	6.80
			Cost (Rs.)	33,922,641	
	Lucky Cement Factory Ltd., N-Abad	20.00	Energy	13,307,720	5.04
		Cost (Rs.)	67,070,222		
DISCO's Total:-	56.80	Energy	18,380,140	5.52	
		Cost (Rs.)	101,408,659		
SEPCO	Dadu Energy (Plyaro Goth)	19.20	Energy	2,816,200	6.80
			Cost (Rs.)	19,145,185	
	Lodra Power (Shikarpur)	16.00	Energy	5,297,800	6.80
			Cost (Rs.)	36,045,681	
DISCO's Total:-	16.00	Energy	8,114,000	6.80	
		Cost (Rs.)	55,160,866		
<b>G-Total</b>		<b>61.80</b>	Energy	27,664,767	5.66
			Cost (Rs.)	156,569,525	