Registrar,
National Electric Power Regulatory Authority
NEPRA Tower, Attaturk Avenue (East),
Sector G-5/1,
Islamabad.

Ref No. KE/BPR/NEPRA/2023/137
May 15, 2023

Subject: MONTHLY COST VARIATION FOR APRIL 2023 UNDER MULTI-YEAR TARIFF 2017 - 2023

Dear Sir,

This is with reference to the mechanism for monthly and quarterly variations provided in the Multi-Year Tariff Determination of K-Electric Limited (KE) dated July 5, 2018 (MYT), notified vide SRO No. 576 (I)/2019 dated May 22, 2019.

In this regard, please find enclosed calculation of monthly variation for the month of April 2023 along with relevant supports, for Authority's approval.

Please note that the calculation for the month of April 2023 for purchases from CPPA is based on CPPAG's requested rate for the month of April 2023 and is subject to actualization based on the Authority's decision.

Summary of cost variation for the month April 2023 is as below:

Month	Variation Amount (PKR Million)	Variation per unit (PKR / kWh)
April 2023	747	0.489

KE dispatches as per Economic Merit Order from its own generating units (with the available fuel resources) and import from external sources. It is also certified that the cost of fuel and power purchase claim does not include any amount of late payment surcharge / mark-up / interest. All the requisite details including generation statistic sheets and invoices are enclosed.

Heat Rate

Heat Rates for BQPS I, BQPS II, KCCP (Gas), KGTPS and SGTPS are in line with the heat rates determined by NEPRA pursuant to independent engineers as required in MYT decision dated July 05, 2018.

For KCCP (HSD), KE has filed a review against NEPRA's decision dated Aug 04, 2022. Any adjustment in this regard would be claimed subsequent to Authority's determination.

For BQPS III, KE has claimed the cost of April 2023 based on NEPRA allowed provisional heat rate. Any adjustment in this regard will be claimed based on Heat Rate approved by NEPRA.

Sincerely,

Ayaz Jaffar Ahmed
Director – Finance

Enclosed:

- Calculation sheet of monthly variation – April 2023
- Supporting Documents for April 2023

For information & n.a. please.
- DG (Tariff)

Copy to:
- DG (M&E)
- M/F

CC: Chairman
M (Tariff)

Tariff Division Record
Dy No. 3064
Dated 17-5-23

REGISTRAR OFFICE
Diary No. 5555
Date 17/5/23

TARIFF (DEPARTMENT)
Dir (T-I)..... Dir (T-II)..... Dir (T-III)..... Dir (T-IV)..... Dir (T-V)..... Addl. Dir (RE).....
17-05-23

K-Electric Limited
39-BKE House Sunset Boulevard, DHA- Phase 2, Karachi, Pakistan

K Electric Limited

SUMMARY OF REQUIRED ADJUSTMENT ON ACCOUNT OF VARIATION IN COST OF FUEL AND POWER PURCHASES

	DESCRIPTION		Unit	Mar-23	Apr-23
				Reference	Current
A)	**Cost of fuel**				
	Cost of fuel - KE	a	Mill Rs.	13,747.605	15,344.304
	Cost of fuel - Power Purchases	b	Mill Rs.	10,134.527	9,318.859
	EMO and Other Adjustments - Note 1	c	Mill Rs.	(243.854)	526.450
	Total	d = a + b + c	**Mill Rs.**	**23,638.278**	**25,189.613**
B)	**Units Sent Out**				
	Units Sent Out - KE	e	GWh	519.883	666.291
	Units - Power purchases	f	GWh	957.996	861.862
	Total	g = e + f	**GWh**	**1,477.880**	**1,528.153**
C)	**Cost per unit on respective Sent Out**				
	Cost of fuel - KE	h = a / e	Rs./kWh	26.444	23.029
	Cost of fuel - Power Purchases	i = b / f	Rs./kWh	10.579	10.812
	EMO and Other Adjustments - Note 1	j = c / g	Rs./kWh	(0.165)	0.345
	Weighted Average Cost / Total cost per unit	k = d / g	**Rs./kWh**	**15.995**	**16.484**
D)	**Cost per unit on total sent out - Note 2**				
	Cost of fuel - KE on total sent out	l = a / g	Rs./kWh	9.3022	10.041
	Cost of fuel - Power Purchases on total sent out	m = b / g	Rs./kWh	6.8575	6.098
	EMO and Other Adjustments - Note 1	n = c / g	Rs./kWh	(0.1650)	0.345
	Weighted Average Cost / Total cost per unit	o = d / g	**Rs./kWh**	**15.995**	**16.484**
E)	**Variation per unit - Note 3**				
	Cost of fuel - KE	p = l(Apr-23) - l(Mar-23)	Rs./kWh		0.739
	Cost of fuel - Power Purchases	q = m(Apr-23) - m(Mar-23)	Rs./kWh		(0.759)
	EMO and Other Adjustments - Note 1	r = n(Apr-23) - n(Mar-22)	Rs./kWh		0.510
	Total Fuel Cost Adjustment	s = p + q + r	**Rs./kWh**		**0.489**
F)	**Total Fuel Cost Adjustment**	t = s x 100	**Ps/kWh**		**48.898**
G)	**Variation amount**				
	Cost of fuel - KE	u = p x g	Mill Rs.		1,129.046
	Cost of fuel - Power Purchases	v = q x g	Mill Rs.		(1,160.415)
	EMO - Note 1	w = r x g	Mill Rs.		778.599
	Total Fuel Cost Adjustment	x = u + v + w	**Mill Rs.**		**747.230**

Note 1: KE has submitted the required data / information to NEPRA regarding the provisional adjustments made by NEPRA with respect to EMO from June 2021 to March 2023 and accordingly, an amount of PKR 526 million has been included in the FCA for the month of April 2023.

Note 2: As per mechanism given in MYT, weighted average cost for KE's fuel cost and power purchase is calculated by dividing fuel cost with total units sent out (KE+power purchase) in GWh as per Annexure II & III of MYT Decision.

Note 3: Calculated as difference of current and reference month of cost per unit for the month.

Note 4: Fuel cost for the reference month March 2023 is aligned with NEPRA's decision in the matter of Fuel Charges Adjustment of KE for the month of March 2023 dated May 11, 2023.

Work Sheet - Generation Fuel Cost Variation

	DESCRIPTION		Mar-23	Apr-23
			Reference	Current
1	Units Generated - Actual			
1a	UNITS GENERATED ON FURNACE OIL + (LDO Bifurcated)			
i	Bin Qasim - I			
	Unit 1	GWh	9.341	-
	Unit 2	GWh	49.868	0.509
	Unit 3	GWh	-	-
	Unit 4	GWh	-	-
	Unit 5	GWh	48.948	8.244
	Unit 6	GWh	23.666	0.284
	Total unit generated on furnace oil - Bin Qasim - I	GWh	131.824	9.037
1b	UNITS GENERATED ON INDIGENOUS GAS			
i	Bin Qasim - I			
	Unit 1	GWh	0.321	-
	Unit 2	GWh	0.197	0.216
	Unit 3	GWh	-	-
	Unit 4	GWh	-	-
	Unit 5	GWh	4.693	0.403
	Unit 6	GWh	0.370	0.120
	Total unit generated on Indigenous Gas - Bin Qasim - I	GWh	5.580	0.738
ii (a)	Bin Qasim II - 560 MW with one compressor	GWh	10.040	35.845
ii (b)	Bin Qasim II - 560 MW with two compressors	GWh	8.385	-
iii	Korangi Town Gas Turbine II	GWh	-	0.003
iv	Site Gas Turbine II	GWh	-	-
v	Korangi CCPP	GWh	-	0.031
	Total unit generated on Indigenous Gas	GWh	24.005	36.617
1c	UNITS GENERATED ON LNG			
i	Bin Qasim - I			
	Unit 1	GWh	0.724	-
	Unit 2	GWh	0.444	0.504
	Unit 3	GWh	-	-
	Unit 4	GWh	-	-
	Unit 5	GWh	10.602	0.942
	Unit 6	GWh	0.835	0.279
	Total unit generated on LNG - Bin Qasim - I	GWh	12.605	1.725
ii (a)	Bin Qasim II - 560 MW with one compressor (SSGC)	GWh	31.363	81.832
ii (b)	Bin Qasim II - 560 MW with two compressors (SSGC)	GWh	26.191	-
ii (c)	Bin Qasim II - 560 MW with no compressor (PLL)	GWh	-	1.946
ii (d)	Bin Qasim II - 560 MW with one compressor (PLL)	GWh	61.489	132.900
ii (e)	Bin Qasim II - 560 MW with two compressors (PLL)	GWh	1.207	-
iii	Korangi Town Gas Turbine II	GWh	-	0.006
iv	Site Gas Turbine II	GWh	-	-
v	Korangi CCPP-220 MW	GWh	-	0.072
vi (a)	BQPS III - Unit 1	GWh	171.469	183.355
vi (b)	BQPS III - Unit 2	GWh	83.589	239.799
	Total unit generated on LNG	GWh	387.912	641.634
1d	UNITS GENERATED ON HSD			
i	Korangi CCPP - 220 MW	GWh	-	-
	Total unit generated on HSD	GWh	-	-
	Total Units Generated - KE	GWh	543.741	687.288

Work Sheet - Generation Fuel Cost Variation

DESCRIPTION		Mar-23	Apr-23
		Reference	Current
2 Auxiliary Consumption - NEPRA allowed percentage			
i Bin Qasim - I			
Unit 1		8.1%	8.1%
Unit 2		8.0%	8.0%
Unit 3		8.3%	8.3%
Unit 4		8.2%	8.2%
Unit 5		7.8%	7.8%
Unit 6		7.7%	7.7%
ii (a) Bin Qasim II - 560 MW with one compressor - Note 1		4.5%	4.5%
ii (b) Bin Qasim II - 560 MW with two compressors - Note 1		6.1%	6.1%
iii Korangi Town Gas Turbine II		2.5%	2.5%
iv Site Gas Turbine II		2.5%	2.5%
v Korangi CCPP		6.9%	6.9%
vi BQPS III		2.0%	2.0%
3 Auxiliary Consumption - NEPRA allowed			
3a AUXILIARY CONSUMPTION ON FURNACE OIL			
Bin Qasim - I			
Unit 1	GWh	0.758	-
Unit 2	GWh	3.989	0.041
Unit 3	GWh	-	-
Unit 4	GWh	-	-
Unit 5	GWh	3.793	0.639
Unit 6	GWh	1.825	0.022
Total Auxiliary on Furnace Oil - Bin Qasim	GWh	10.365	0.702
3b AUXILIARY CONSUMPTION ON INDIGENOUS GAS			
i Bin Qasim - I			
Unit 1	GWh	0.026	-
Unit 2	GWh	0.016	0.017
Unit 3	GWh	-	-
Unit 4	GWh	-	-
Unit 5	GWh	0.364	0.031
Unit 6	GWh	0.029	0.009
Total Auxiliary on Indigenous Gas - Bin Qasim	GWh	0.434	0.058
ii (a) Bin Qasim II - 560 MW with one compressor	GWh	0.456	1.627
ii (b) Bin Qasim II - 560 MW with two compressors	GWh	0.512	-
iii Korangi Town Gas Turbine II	GWh	-	0.00006
iv Site Gas Turbine II	GWh	-	-
v Korangi CCPP	GWh	-	0.002
Total Auxiliary on Indigenous Gas - KE	GWh	1.402	1.687
3c AUXILIARY CONSUMPTION ON LNG			
i Bin Qasim - I			
Unit 1	GWh	0.059	-
Unit 2	GWh	0.036	0.040
Unit 3	GWh	-	-
Unit 4	GWh	-	-
Unit 5	GWh	0.822	0.073
Unit 6	GWh	0.064	0.022
Total Auxiliary on LNG - Bin Qasim	GWh	0.980	0.135
ii (a) Bin Qasim II - 560 MW with one compressor (SSGC)	GWh	1.424	3.715
ii (b) Bin Qasim II - 560 MW with two compressors (SSGC)	GWh	1.600	-
ii (c) Bin Qasim II - 560 MW with no compressor (PLL)	GWh	-	0.058
ii (d) Bin Qasim II - 560 MW with one compressor (PLL)	GWh	2.792	6.034
ii (e) Bin Qasim II - 560 MW with two compressors (PLL)	GWh	0.074	-
iii Korangi Town Gas Turbine II	GWh	-	0.0001
iv Site Gas Turbine II	GWh	-	-
v Korangi CCPP	GWh	-	0.005
vi (a) BQPS III - Unit 1	GWh	3.510	3.753
vi (b) BQPS III - Unit 2	GWh	1.711	4.909
Total Auxiliary on LNG - KE	GWh	12.091	18.609
3d AUXILIARY CONSUMPTION ON HSD			
i Korangi CCPP - 220 MW	GWh	-	-
Total Auxiliary on HSD	GWh	-	-
Total auxiliary units- KE	GWh	23.858	20.997

Work Sheet - Generation Fuel Cost Variation

	DESCRIPTION		Mar-23 Reference	Apr-23 Current
4	UNITS SENT OUT			
4a	UNITS SENT OUT ON FURNACE OIL			
i	Bin Qasim - I			
	Unit 1	GWh	8.584	-
	Unit 2	GWh	45.879	0.468
	Unit 3	GWh	-	-
	Unit 4	GWh	-	-
	Unit 5	GWh	45.154	7.606
	Unit 6	GWh	21.842	0.262
	Total units sent out on furnace oil - Bin Qasim - I	GWh	121.458	8.335
4b	UNITS SENT OUT ON INDIGENOUS GAS			
i	Bin Qasim - I			
	Unit 1	GWh	0.295	-
	Unit 2	GWh	0.181	0.198
	Unit 3	GWh	-	-
	Unit 4	GWh	-	-
	Unit 5	GWh	4.330	0.372
	Unit 6	GWh	0.341	0.110
	Total units sent out on indigenous gas - Bin Qasim - I	GWh	5.146	0.681
ii (a)	Bin Qasim II - 560 MW with one compressor	GWh	9.585	34.218
ii (b)	Bin Qasim II - 560 MW with two compressor	GWh	7.872	-
iii	Korangi Town Gas Turbine II	GWh	-	0.0025
iv	Site Gas Turbine II	GWh	-	-
v	Korangi CCPP	GWh	-	0.029
	Total units sent out on indigenous gas - KE	GWh	22.603	34.930
4c	UNITS SENT OUT ON LNG			
i	Bin Qasim - I			
	Unit 1	GWh	0.665	-
	Unit 2	GWh	0.409	0.464
	Unit 3	GWh	-	-
	Unit 4	GWh	-	-
	Unit 5	GWh	9.780	0.869
	Unit 6	GWh	0.771	0.258
	Total units sent out on LNG - Bin Qasim - I	GWh	11.625	1.590
ii (a)	Bin Qasim II - 560 MW with one compressor (SSGC)	GWh	29.939	78.117
ii (b)	Bin Qasim II - 560 MW with two compressors (SSGC)	GWh	24.590	-
ii (c)	Bin Qasim II - 560 MW with no compressor (PLL)	GWh	-	1.888
ii (d)	Bin Qasim II - 560 MW with one compressor (PLL)	GWh	58.697	126.866
ii (e)	Bin Qasim II - 560 MW with two compressors (PLL)	GWh	1.133	-
iii	Korangi Town Gas Turbine II	GWh	-	0.0058
iv	Site Gas Turbine II	GWh	-	-
v	Korangi CCPP	GWh	-	0.067
vi (a)	BQPS III - Unit 1	GWh	167.959	179.602
vi (b)	BQPS III - Unit 2	GWh	81.878	234.890
	Total units sent out on LNG - KE	GWh	375.822	623.026
4d	UNITS SENT OUT ON HSD			
i	Korangi CCPP - 220 MW	GWh	-	-
	Total units sent out on HSD	GWh	-	-
	Total units sent out KE	GWh	519.883	666.291

Work Sheet - Generation Fuel Cost Variation

	DESCRIPTION		Mar-23	Apr-23
			Reference	Current
5	HEAT RATE AT BUS BAR (Note 2)			
ia	Bin Qasim - I - FO -			
	Unit 1	Btu/kWh	10,844	10,844
	Unit 2	Btu/kWh	10,653	10,653
	Unit 3	Btu/kWh	12,818	12,818
	Unit 4	Btu/kWh	13,006	13,006
	Unit 5	Btu/kWh	10,614	10,614
	Unit 6	Btu/kWh	10,785	10,785
ib	Bin Qasim - I - Gas			
	Unit 1	Btu/kWh	11,525	11,525
	Unit 2	Btu/kWh	11,277	11,277
	Unit 3	Btu/kWh	12,818	12,818
	Unit 4	Btu/kWh	13,006	13,006
	Unit 5	Btu/kWh	11,277	11,277
	Unit 6	Btu/kWh	11,667	11,667
ii (a)	Bin Qasim II - 560 MW with no compressor - Note 1	Btu/kWh	8,101	8,101
ii (b)	Bin Qasim II - 560 MW with one compressor - Note 1	Btu/kWh	8,238	8,238
ii (c)	Bin Qasim II - 560 MW with two compressors - Note 1	Btu/kWh	8,381	8,381
iii	Korangi Town Gas Turbine II	Btu/kWh	9,099	9,099
iv	Site Gas Turbine II	Btu/kWh	9,149	9,149
v	Korangi CCPP	Btu/kWh	8,477	8,477
vi	Korangi CCPP - HSD - Note 3	Btu/kWh	7,922	7,922
vii	BQPS III	Btu/kWh	6,381	6,381

Note 1: Heat rate for BQPS-II is based on Net Heat Rate with one compressor, two compressor and with no compressor adjusted for part load factor of 1.0152 as allowed by NEPRA in decision dated January 01, 2020. Accordingly auxiliary consumption with one compressor and with no compressor has been used based on auxiliary allowed under NEPRA's decision July 05, 2018 adjusted for reduction on auxiliary consumption.

Note 2: Heat Rates are based on NEPRA's determination for relevant plants except for BQPS III for which, the cost has been claimed the cost for the Month of April 2023 based on NEPRA allowed provisional heat rate at 6,381 BTU / KWh at 100% load.

Note 3: Heat Rate of KCCP (HSD) is based on NEPRA's decision dated Aug 04, 2022 against which KE has filed review motion. Any adjustment in this regard, would be claimed subsequent to NEPRA's final determination

Work Sheet - Generation Fuel Cost Variation

	DESCRIPTION		Mar-23	Apr-23
			Reference	Current
6	Calorific Value - Furnace Oil	Btu/kg	40,351	40,351
7	FUEL PRICES			
7a	Fuel Price - Indigenous Gas	Rs./MMBTU	1,050	1,050
7b	Fuel Price - Furnace Oil	Rs./Mton	125,982	125,892
7c	Fuel Price - Furnace Oil	Rs./MMBTU	3,122	3,120
7d	Fuel Price - LNG	Rs./MMBTU	3,807	3,844
7e	Fuel Price - HSD	Rs./MMBTU	6,234	6,234
7f	Fuel Price - HSD	Rs./Litre	228	228
7g	Fuel Price - RLNG (PLL for BQPS III) - Note 4	Rs./MMBTU	3,477	3,295
7h	Fuel Price - RLNG (PLL for BQPS II) - Note 4 & 5	Rs./MMBTU	3,486	3,303
8	COST OF FUEL			
8a	Furnace oil			
i	Bin Qasim - I			
	Unit 1	Mill Rs.	290.616	-
	Unit 2	Mill Rs.	1,525.905	15.551
	Unit 3	Mill Rs.	-	-
	Unit 4	Mill Rs.	-	-
	Unit 5	Mill Rs.	1,496.293	251.847
	Unit 6	Mill Rs.	735.475	8.817
	Total Cost of Furnace Oil - Bin Qasim - I	**Mill Rs.**	**4,048.289**	**276.215**
8b	Indigenous Gas			
i	Bin Qasim - I			
	Unit 1	Mill Rs.	3.565	-
	Unit 2	Mill Rs.	2.143	2.349
	Unit 3	Mill Rs.	-	-
	Unit 4	Mill Rs.	-	-
	Unit 5	Mill Rs.	51.266	4.402
	Unit 6	Mill Rs.	4.181	1.352
	Total Cost of Indigenous Gas - Bin Qasim - I	**Mill Rs.**	**61.155**	**8.104**
ii (a)	Bin Qasim II - 560 MW with one compressor (SSGC)	Mill Rs.	82.910	295.998
ii (b)	Bin Qasim II - 560 MW with two compressors (SSGC)	Mill Rs.	69.275	-
iii	Korangi Town Gas Turbine II	Mill Rs.	-	0.0236
iv	Site Gas Turbine II	Mill Rs.	-	-
v	Korangi CCPP	Mill Rs.	-	0.254
	Total Cost of Indigenous Gas - KE	**Mill Rs.**	**213.340**	**304.379**
8c	LNG			
i	Bin Qasim - I			
	Unit 1	Mill Rs.	29.193	-
	Unit 2	Mill Rs.	17.553	20.092
	Unit 3	Mill Rs.	-	-
	Unit 4	Mill Rs.	-	-
	Unit 5	Mill Rs.	419.821	37.649
	Unit 6	Mill Rs.	34.235	11.567
	Total Cost of LNG - Bin Qasim - I	**Mill Rs.**	**500.803**	**69.308**
ii (a)	Bin Qasim II - 560 MW with one compressor (SSGC)	Mill Rs.	938.865	2,473.652
ii (b)	Bin Qasim II - 560 MW with two compressors (SSGC)	Mill Rs.	784.465	-
ii (c)	Bin Qasim II - 560 MW with no compressor (PLL)	Mill Rs.	-	50.528
ii (d)	Bin Qasim II - 560 MW with one compressor (PLL)	Mill Rs.	1,685.507	3,452.577
ii (e)	Bin Qasim II - 560 MW with two compressors (PLL)	Mill Rs.	33.106	-
iii	Korangi Town Gas Turbine II	Mill Rs.	-	0.203
iv	Site Gas Turbine II	Mill Rs.	-	-
v	Korangi CCPP	Mill Rs.	-	2.192
vi(a)	BQPS III - Unit 1	Mill Rs.	3,726.566	3,776.374
vi(b)	BQPS III - Unit 2	Mill Rs.	1,816.665	4,938.877
	Total Cost of LNG - KE	**Mill Rs.**	**9,485.976**	**14,763.710**
8d	HSD			
i	Korangi CCPP	Mill Rs.	-	-
	Total Cost of HSD - KE	**Mill Rs.**	**-**	**-**
	Total cost of fuel - KE a	**Mill Rs.**	**13,747.605**	**15,344.304**

Work Sheet - Generation Fuel Cost Variation

	DESCRIPTION			Mar-23	Apr-23
				Reference	Current
9	**Variation in Cost of Fuel - KE**				
9a	Units Sent Out - KE		GWh	519.883	666.291
9b	Units - Power Purchases		GWh	957.996	861.862
	Total Units Sent Out	b	**GWh**	**1,477.880**	**1,528.153**
9c	Cost per unit	c = a/b	Rs./kWh	9.302	10.041
9d	**Variation per unit (Cost of Fuel - KE)**		**Rs./kWh**		0.739
9e	**Variation amount (Cost of Fuel - KE)**		**Mill Rs.**		1,129.046

Note 4: KE had requested for basket rate prices determination for supply from PLL and OGRA determination for PLL supply to KE is awaited. Accordingly, the prices for RLNG are provisional and subject to adjustment based on OGRA determination in future.

Note 5: KE was able to get the RLNG from PLL to BQPS II in order to ensure maximum utilization of BQPS II. KE has claimed the cost of RLNG (PLL) for BQPS II based on weighted average rate for the month April 2023 as per PLL's invoices.

Work Sheet- Power Purchase

	DESCRIPTION			Mar-23 Current	Apr-23 Current
1	**POWER PURCHASES**				
	a TAPAL		GWh	39.877	16.819
	b GUL AHMED		GWh	33.809	9.460
	c CPPA-G		GWh	767.020	726.988
	d INT. STEELS LTD (ISL)		GWh	5.199	0.078
	e INT. INDUSTRIES LTD (IIL)		GWh	1.775	0.923
	f FPCL		GWh	35.958	36.749
	g SNPC I		GWh	24.874	20.476
	h SNPC II		GWh	24.223	24.318
	i OURSUN		GWh	8.586	8.483
	j GHARO SOLAR		GWh	9.962	10.497
	k LOTTE		GWh	0.569	0.014
	l LUCKY		GWh	0.126	0.174
	m NET METERING - Note 2		GWh	6.019	6.883
	TOTAL		**GWh**	**957.996**	**861.862**
2	**COST OF POWER PURCHASES - FUEL COST**				
	a TAPAL		Mill Rs.	900.755	419.802
	b GUL AHMED		Mill Rs.	724.291	221.996
	c CPPA-G - Note 1		Mill Rs.	7,289.681	7,558.858
	d INT. STEELS LTD (ISL)		Mill Rs.	61.130	0.917
	e INT. INDUSTRIES LTD (IIL)		Mill Rs.	20.965	9.957
	f FPCL		Mill Rs.	700.282	715.687
	g SNPC I		Mill Rs.	217.042	178.789
	i SNPC II		Mill Rs.	210.050	211.017
	i OURSUN		Mill Rs.	-	-
	j GHARO SOLAR		Mill Rs.	-	-
	k LOTTE		Mill Rs.	9.001	-
	l LUCKY		Mill Rs.	1.329	1.836
	m NET METERING - Note 2		Mill Rs	-	-
	TOTAL		**Mill Rs.**	**10,134.527**	**9,318.859**
3	**FUEL COST / UNIT**				
	a TAPAL		Rs./kWh	22.588	24.960
	b GUL AHMED		Rs./kWh	21.423	23.467
	c CPPA-G - Note 1		Rs./kWh	9.504	10.398
	d INT. STEELS LTD (ISL)		Rs./kWh	11.758	11.758
	e INT. INDUSTRIES LTD (IIL)		Rs./kWh	11.814	10.787
	f FPCL		Rs./kWh	19.475	19.475
	g SNPC I		Rs./kWh	8.726	8.731
	h SNPC II		Rs./kWh	8.672	8.678
	i OURSUN		Rs./kWh	-	-
	j GHARO SOLAR		Rs./kWh	-	-
	k LOTTE		Rs./kWh	15.818	-
	l LUCKY		Rs./kWh	10.550	10.550
	m NET METERING - Note 2		Rs./kWh	-	-
4	**VARIATION IN COST OF FUEL - POWER PURCHASES**				
	4a Cost of Fuel - Power Purchases	a	Mill Rs.	**10,134.527**	**9,318.859**
	Units Sent out:				
	Units Sent Out - KE		GWh	519.883	666.291
	Units - Power Purchases		GWh	957.996	861.862
	4b Total Units Sent Out	b	GWh	**1,477.880**	**1,528.153**
	4c Cost per unit	c = a/b	Rs./kWh	6.857	6.098
	4d Variation per unit (Cost of Fuel - Power Purchases)		**Rs./kWh**		**(0.759)**
	4e Variation amount (Cost of Fuel - Power Purchases)		Mill Rs.		**(1,160.415)**

Note 1: CPPA-G's fuel cost for the month of April 2023 is based on CPPAG's requested rate for April 2023 and is subject to be actualized based on NEPRA's Decision for April 2023.

Note 2: Excess Net Metering units for the month of April 2023 are 6.8 GWh. The units have been carried forward for future consumption till the end of the quarter. Accordingly, units out of 6.8 GWh adjusted in the next month's consumption will be taken as adjustment in next month's Power Purchase units. Further, the amount of these units will be claimed as a part of capacity cost in the quarterly adjustment for the period April 2023 to June 2023 as directed by the Authority in KE's FCA decision dated February 09, 2023.

Impact of Net Metering

Description	Unit	Legend	Apr-23
Load connected			
Commissioned load			
at April 1, 2023	MW	A	174.06
at April 30, 2023	MW	B	178.83
Average	MW	C= (A+B) / 2	**176.44**
Estimated Units at standard load factor of 18%	GWh	D= (C x 30 [1] x 24 [2] x 18%) / (10^3)	22.87
Units supplied by Net metering consumers to KE			
-Units netted off with supply to consumers (off-set at respective rates)	GWh	E	6.80
Excess Net Metering units for the month of April 2023 (Note-1)	GWh	F	6.88
Total units	**GWh**	**G= E + F**	**13.69**
Self Consumption by Net Metering consumers	GWh	H= D - G	9.18
Amount of units purchased (excluding taxes)			
-Amount of Units netted off with supply to consumers (off-set at respective rates)	PKR million	I	216.42
Total amount	**PKR million**	**J= I**	**216.42**
Cost per unit			
- Units netted off	PKR / kWh	K= I / E	31.81
Financial impact			
Average cost of fuel per unit sent out (KE and power purchase) (as filed in FCA)	PKR / kWh	L	15.53
Contribution margin per unit	PKR / kWh	M	4.72
Contribution loss on netted units with sales	PKR million	N= -(E x M)	(32.11)
Contribution loss on self consumption	PKR million	O= -(M x H)	(43.34)
Net loss	**PKR million**	**P = N + O**	**(75.45)**

Note 1:

Excess Net Metering units for the month of April 2023 are 6.88 GWh. The units have been carried forwarded for future consumption till the end of the quarter. Accordingly, units out of 6.88 GWh adjusted in the next month's consumption will be taken as adjustment in next month's Power Purchase units. Further, the amount of these units will be claimed as part of capacity cost in the quarterly adjustment for the period April 2023 to June 2023 as directed by the Authority in KE's FCA decision dated February 09, 2023.

[1] No. of days in April

[2] No. of hours in a day

KE - BQPS - I Generation Statistics Apr-2023

ITEM		UNITS	Apr-2022	Apr-2023	Mar-2023
CAPACITY	INSTALLED	MW	840	840	840
	GDC *		730	730	730
UNITS GENERATED	GAS	kWh	19,488,216	2,463,153	18,185,856
	HFO		472,922,784	9,035,847	131,822,144
	HSDO/LDO		750	1,120	1,510
	GROSS		492,411,750	11,500,120	150,009,510
AUXILIARY CONSUMPTION		kWh	31,317,750	4,087,120	13,131,510
		%	6.36	35.54	8.75
NET GENERATION		kWh	461,094,000	7,413,000	136,878,000
BUS BAR SENT OUT			457,509,000	7,339,000	135,782,000
REACTIVE UNITS		kVARh	120,994,000	4,786,000	29,697,000
TOTAL GAS VOLUME	NG	MCF	1,032.84	16,306.01	57,384.60
	LNG		189,526.35	38,095.22	129,625.56
	TOTAL GAS		190,559.19	54,401.23	187,010.15
FUEL CONSUMPTION	HFO	M.TON	116,236.91	2,917.78	33,860.24
	LDO	LITRE	370.00	560.00	730.00
SPECIFIC FUEL CONSUMPTION	GAS	CFt/kWh	9.78	22.09	10.28
	HFO	Kg/kWh	0.25	0.32	0.26
	LDO	Litre/kWh	0.49	0.50	0.48
HEAT RATE	GROSS	BTU/kWh	9,913	14,988	10,355
	BUS BAR		10,669	23,485	11,440
THERMAL EFFICIENCY		%	**34.42**	**22.77**	**32.95**
COST OF FUELS	NG	Rs.	988,010	17,344,318	60,420,896
	LNG		594,207,591	146,970,603	493,481,759
	TOTAL GAS		595,195,601	164,314,921	553,902,655
	HFO		15,924,325,475	360,962,278	4,094,701,503
	LDO		11,585	17,774	23,012
	TOTAL		16,519,532,661	525,294,973	4,648,627,170
COST OF FUELS PER UNIT GENERATED	GAS	Rs.	30.54	66.71	30.46
	HFO		33.67	39.95	31.06
	LDO		15.45	15.87	15.24
	AVERAGE		33.55	45.68	30.99
SENTOUT COST / UNIT		Rs.	35.83	70.86	33.96
BUSBAR SENT OUT COST			36.11	71.58	34.24
GROSS CALORIFIC VALUE	GAS	BTU/CFt	1,001.33	1,003.71	1,000.13
	HFO	BTU/Lb	18,300	18,300	18,300
	LDO		19,000	19,000	19,000

Unit-3 Put-Off on 01-10-20 at 19:42 hrs for decommissioning / Resynchronized for interim period to meet summer demand/ Put-Off on 15-08-21 at 13:35 hrs for decommissioning

Unit-4 Put-Off on 20-09-20 at 14:08 hrs for decommissioning. U6 GDC Revised from 01-07-21

SYED FAIZAN AHMED
Manager
BQPS-1 (Generation)
K-ELECTRIC LIMITED

SAQIB SHAHEEN
General Manager Operations
BQPS-1 Generation
K-ELECTRIC LIMITED

DGM (Performance) | G. M. (Performance) | PLANT HEAD (BQPS-I)

LATIFULLAH NIAZI
Plant Head BQPS-1
K-ELECTRIC LIMITED

KE - BQPS - I Generation Statistics Apr-2023

ITEM		UNITS	UNIT NO. 1	UNIT NO. 2	UNIT NO. 5	UNIT NO. 6
CAPACITY	INSTALLED	MW	210	210	210	210
	GDC *		180	180	190	180
UNITS GENERATED	GAS	kWh	0	719,491	1,344,538	399,124
	HFO		0	508,509	8,243,462	283,876
	LDO		0	0	0	0
	GROSS		0	1,228,000	9,588,000	683,000
AUX. CONSUMPTION		kWh	745,298	1,078,248	1,525,298	738,278
		%	-	87.81	15.91	108.09
NET GENERATION		kWh	-745,298	149,753	8,062,703	-55,278
BUS BAR SENT OUT			-744,750	146,250	8,002,750	-65,250
REACTIVE UNITS		kVARh	0	202,000	4,512,000	74,000
TOTAL GAS VOLUME	NG	MCF	2,908.73	5,689.14	4,722.42	2,985.72
	LNG		6,795.58	13,291.37	11,032.83	6,975.44
	TOTAL GAS		9,704.32	18,980.51	15,755.25	9,961.15
FUEL CONSUMPTION	HFO	M. Ton	5.11	333.68	2,402.76	176.23
	LDO	K. Lit	0.00	0.00	0.00	0.00
SPECIFIC FUEL CONSUMPTION	GAS	CFI/kWh	-	26.380	11.718	24.958
	HFO	Kg/kWh	-	0.656	0.291	0.621
HEAT RATE	GROSS	BTU/kWh	-	26,478	11,761	25,050
	BUS BAR		-	222,328	14,091	-262,211
THERMAL EFFICIENCY		%	-	**12.89**	**29.01**	**13.62**
GROSS CALORIFIC VALUES	GAS	BTU/CFI	1,003.71	1,003.71	1,003.71	1,003.71
	HFO	BTU/Lb	18,300	18,300	18,300	18,300
	LDO		19,000	19,000	19,000	19,000

SYED FAIZAN AHMED
Manager
BQPS-I (Generation)
K-ELECTRIC LIMITED

DGM (Performance)

SAQIB SHAHEEN
General Manager Operations
BQPS-1 Generation
K-ELECTRIC LIMITED

G. M. (Performance)

LAT ULLAH NIAZI
Plant Head BQPS-I
K-ELECTRIC LIMITED

PLANT HEAD (BQPS-I)

K-ELECTRIC LIMITED

560 MW CCPP, BIN QASIM POWER STATION-II

GENERATION STATISTICS COMPARISON

BIN QASIM POWER STATION-II

ITEM		UNITS	April-22	March-23	April-23
CAPACITY	INSTALLED (ISO CONDITIONS/ KE LICENSE)	MW	572.67	572.67	572.67
	DEPENDABLE		525.58	525.58	525.58
UNITS GENERATED	SSGC GAS with Two Compressor	MWH	368,948,000	34,575,306	
	SSGC GAS with One Compressor			41,402,993	117,877,097
	PEL RLNG with Two Compressor			1,207,000	
	PEL RLNG with One Compressor			61,488,641	132,899,503
	PEL RLNG without Compressor				1,946,000
	HSDO				
	GROSS		368,948,000	138,674,000	252,523,000
AUXILIARY CONSUMPTION	GAS	MWH		4,911,847	6,084,633
	PEL RLNG			4,053,153	6,972,367
	TOTAL		20,445,000	8,965,000	13,057,000
	RATIO	%	5.5%	6.46%	5.17%
NET GENERATION		MWH	348,503,000	129,709,000	239,466,000
BUSBAR SENT OUT	GAS	MWH		70,924,548	111,413,052
	PEL RLNG			58,525,452	127,667,948
	TOTAL		348,051,000	129,450,000	239,081,000
REACTIVE UNITS		MVARH	79,334,000	17,182,000	34,010,000
FUEL CONSUMPTION	GAS	MCF	3,117.39	151,962.36	783,334.01
	LNG	MCF	2,844,257.03	474,766.77	646,624.48
	PEL RLNG	MCF	-	470,764.10	981,050.50
	HSDO	MTONS			-
	LDO	MTONS			
SPECIFIC FUEL CONSUMPTION	GAS / LNG	CF/KWH	7.2	8.25	7.90
	PEL RLNG	CF/KWH		7.51	7.35
	HSDO	Lit/kWh			-
	LDO	Lit/kWh			
HEAT RATE	GAS	BTU/kWH	7,725	8,182	7,978
	BIN QASIM		8,192	8,765	8,437
THERMAL EFFICIENCY		%	44.19%	41.70%	42.77%
COST OF FUELS Without GST[2]	GAS	Rs	2,887,651	159,653,456	265,674,739
	LNG		8,917,392,766	1,807,434,669	2,450,430,057
	PEL RLNG			1,769,805,723	3,571,065,068
	HSDO				
	LDO				
	TOTAL		8,920,970,417	3,736,893,848	6,285,169,863.69
COST OF FUELS PER UNIT GENERATED	GAS / LNG	Rs	24.18	35.09	33.74
	PEL RLNG			38.23	26.88
	HSDO				
	LDO				
	AVERAGE		24.16	26.95	26.21
SENT OUT COST / UNIT		Rs	25.60	28.81	26.50
BUSBAR SENT OUT COST			25.63	28.87	28.62
GROSS CALORIFIC VALUE	GAS	BTU/CF	1,001.33	1,000.13	1,003.71
	PEL RLNG	BTU/CF		1,078.53	1,090.15
	HSDO	BTU/gal			
	LDO		19,590.00	19,590.00	19,590.00
Average load		MW	512.43	186.39	350.73

Note:

1. [illegible]
2. [illegible]

A. RASHID GUL ASGHAR
Coal Performance
Optimization
K-ELECTRIC LIMITED

GM (PERFORMANCE)

[illegible]

PLANT MANAGER
BIN QASIM

K-ELECTRIC LIMITED
BIN QASIM POWER STATION-III

GENERATION STATISTICS COMPARISON

BIN QASIM POWER STATION-III

ITEM		UNITS	March-23	April-23
CAPACITY	INSTALLED (ISO CONDITIONS/ KE LICENSE)	MW	942.32	942.32
	INSTALLED (SITE CONDITIONS) **		918.40	918.40
	DEPENDABLE *		918.40	918.40
UNITS GENERATED	GAS	kWh	255,057,900	423,153,700
	GROSS		255,057,900	423,153,700
AUXILIARY CONSUMPTION	UNIT	kWh	5,870,770	8,967,000
	RATIO	%	2.30%	2.12%
NET GENERATION		kWh	249,187,130	414,186,700
BUSBAR SENT OUT			248,156,190	412,627,600
REACTIVE UNITS		kVARh	40,958,200	53,360,200
OPERATING TIME		HRS	467.14	720.00
SHUT DOWN	PLANNED		155.10	-
	FORCED		-	-
	STANDBY		121.76	-
TOTAL HOURS			744.00	720.00
STATION LOAD	MAX	MW	925.0	913.0
	MIN		-	30.0
NO OF SHUTDOWNs----Forced/Planned/Standby			0/3/2	0/0/0
LOAD FACTOR		%	59.03%	64.37%
PLANT FACTOR wrt INSTALLED			37.33%	63.99%
PLANT FACTOR wrt GDC			37.33%	63.99%
AVAILABILITY FACTOR			79.15%	100.00%
RELIABILITY FACTOR			100.00%	100.00%
POWER FACTOR		-	0.987	0.992
FUEL CONSUMPTION	RLNG	MMSCF	1,540.39	2,550.86
FUEL CONSUMPTION	RLNG	MMBTU	1,656,994	2,728,764.04
SPECIFIC FUEL CONSUMPTION	RLNG	CFT/kWh	6.04	6.03
HEAT RATE	GROSS - HHV	BTU/kWh	6,497	6,448.64
	BUS BAR - HHV		6,677	6,613.14
THERMAL EFFICIENCY - GROSS HHV		%	52.52%	52.91%
COST OF FUELS Without GST	RLNG	Rs.	5,761,541,570	8,991,688,301
GROSS CALORIFIC VALUE	GAS	BTU/CFT	1,075.69	1,069.74
Average load		MW	343	588

Note:

Unit-1 is under commissioning phase

** Based on the heat rate test, Unit-2 GDC will be updated to 463.50 MW after Performance test results are approved by NEPRA*

*** Capacity pertains to Unit-1 & Unit-2.*

SYED AHMED RAZA RIZI
Deputy Manager
BQPS-III - Generation
K-ELECTRIC LIMITED

Deputy Manager Performance

GM Operations

Plant Head

GENERATION STATISTICS COMPARISON
BIN QASIM POWER STATION-III

			Unit-1	Unit-2
		UNITS	Apr-23	Apr-23
CAPACITY	INSTALLED (ISO CONDITIONS/ RE LICENSE)	MW	471.16	471.16
	INSTALLED (SITE CONDITIONS) **		459.20	459.20
	DEPENDABLE *		459.20	459.20
UNITS GENERATED	GAS	kWh	183,355,200	239,798,500
	GROSS		183,355,200	239,798,500
AUXILIARY CONSUMPTION	UNIT	kWh	3,885,458	5,081,543
	RATIO	%	2.12%	2.12%
NET GENERATION		kWh	179,469,742	234,716,958
BUSBAR SENT OUT			178,794,174	233,833,426
REACTIVE UNITS		kVARh	22,587,000.00	30,773,200
OPERATING TIME		HRS	-	587.00
SHUT DOWN HRS	PLANNED		-	128.81
	FORCED		-	4.19
STANDBY HRS			-	-
TOTAL HRS			-	720.00
LOAD	MAXIMUM	MW	460	461
	MINIMUM		-	-
SHUT DOWN Nos.	PLAN / ST BY	No.	-	3/0
	FORCED		-	1
LOAD FACTOR		%	-	88.62%
PLANT FACTOR wrt INSTALLED			-	72.53%
PLANT FACTOR wrt GDC			-	72.53%
AVAILABILITY FACTOR			-	81.53%
RELIABILITY FACTOR			-	99.42%
POWER FACTOR			0.992	0.992
FUEL CONSUMPTION	RLNG	MMSCF	1,112.17	1,438.69
FUEL CONSUMPTION	RLNG	MMBTU	1,191,554.31	1,537,209.73
SPECIFIC FUEL CONSUMPTION	RLNG	CFt/kWh	6.07	6.00
HEAT RATE	GROSS - HHV	BTU/kWh	6,498.61	6,410.42
	BUS BAR - HHV		6,664.39	6,573.95
THERMAL EFFICIENCY - GROSS HHV		%	52.51%	53.23%
GROSS CALORIFIC VALUE	GAS	BTU/CFt	1,071.38	1,068.48
Average load		MW	255	333

Note:

1. Auxiliary consumption adjusted proportionately for individual units.

2. USO adjusted proportionately for individual units.

3. Unit-1 is under commissioning phase

** Based on the heat rate test, Unit-2 GDC will be updated to 463.50 MW after Performance test results are approved by NEPRA*

*** Capacity pertains to Unit-1 & Unit-2*

SYED AHMED RAZA REZV
Deputy Manager
BQPS-III - Generation
K-ELECTRIC LIMITED

Deputy Manager Performance

MUHAMMAD HAMEED AMITAR
GM Operation
Generation
K-ELECTRIC LIMITED

GM Operations

KAMIN KHAYYAZ KHAN
Deputy Director (Plant Head)
560 MW CCPP, BQPS-III
K-ELECTRIC LIMITED

Plant Head

K-ELECTRIC Limited

GENERATION STATISTICS FOR 248 MW CCPP Korangi Creek

ITEM	ITEMS	UNITS	Apr-23	Apr-23	* Mar-23
CAPACITY	ISO (KE Gen License)	MW	242.5	242.600	242.5
Gross Dependable Capacity		MW	237	237	237
UNITS GENERATED	GAS	KWH	102,909.00	8,394,752.11	-
	HSD		-	81,795,907.68	-
	GROSS		102,909.00	89,040,400.00	-
AUX. CONSUMPTION	UNITS	KWH	247,418.00	8,707,893.00	286,601.00
	RATIO	%	240.44%	8.56%	0.00%
NET-GENERATION		KWH	(144,509.00)	81,241,502.00	(286,601.00)
BUS BAR SENT OUT			(604,000.00)	80,650,000.00	(330,000.00)
REACTIVE UNITS		KVARH	20,700.00	19,707,400.00	351,700.00
FUEL CONSUMPTION	Total Gas	MMCF	2,235.93	27,141.37	152.72
	NG	MMCF	389.65	-	28.74
	LNG	MMCF	786.16	27,141.37	337.81
	Total HSD	Liters	-	17,533,417.66	1,953.16
SPECIFIC FUEL CONSUMPTION	GAS/NG	SCF/KWH	20.98	8.84	
	HSD	Ltr/KWH	-	0.53	
HEAT RATE	GROSS	BTU/KWH	10,969.68	7,623.84	-
	SENT OUT		(5,039.20)	8,215.98	(896.59)
THERMAL EFF.	Gross	%	31.11	44.83	0.00
	Sent Out		-67.71	41.53	-487.23
COST OF FUELS	GAS	Rs	421,140.85	48,289.03	80,233.49
	LNG		3,097,060.31	85,238,399.16	575,841.86
	TOTAL GAS/LNG		3,464,200.96	85,305,882.19	815,874.95
	TOTAL HSD			3,445,151,337.79	488,105.37
COST OF FUELS PER UNIT GENERATED	Gross	Rs/KWHR	33.70	29.82	
NET GENERATION COST/KWH		Rs/KWHR	(23.97)	51.18	(4.25)
BUS BAR SENT OUT COST/KWH			(15.98)	51.30	(3.32)
GROSS CALORIFIC VALUE	SCF/KWH	BTU/SCF	1,008.37	1,303.63	1,897.91
Cost of Gas		Rs/MCF	3,278.35	3,143.04	3,906.18
GROSS CALORIFIC VALUE	HSD	GCV (BTU/LB)	19,935	19,884.63	19,935
DENSITY		kg/lit	833.1	830.30	833.1
Cost of HSD		Rs/Liter		119.58	123.35
			3,464,200.96	85,305,882.19	815,874.95

General Note:
1. Cost of Gas & Oil is exclusive of GST
2. Heat Rate calculations are based on GCV 1008.37 BTU/SCF (for the month of Apr-2023)
3. Individual Auxiliary Energy Meters of GT and STG not available.
4. Meter Rent excluded in Gas charges.
5. KTPS Gas charges included.
6. Steam Turbine generation on HSD is calculated based weighted average on daily basis. No separate energy metering is available.
7. HSD density and CV is used from HSRA test report from third party.

KGTPS/R-SEP-MR11-002

K-ELECTRIC LTD.

KTGTPS Generation Statistics Comparison Apr-23

ITEMS		UNITS	Apr 23	Apr 23	Mar 23
CAPACITY	INSTALLED (ISO)	MW	106.81	107.31	107.31
	DEPENDABLE		96.15	95.51	95.51
UNITS GENERATED	GAS	KWh	7,361,056	8,477	0
	GROSS		7,361,056	8,477	0
AUXILIARY CONSUMPTION	UNIT	KWh	411,866	92,997	93,363
	RATIO	%	5.60%	1096.81	N/A
NET GENERATION		KWh	6,949,190	-84,520	-93,363
BUSBAR SENT OUT		KWh	6,827,560	-102,880	111,500
REACTIVE UNITS		KVARh	614,380	1,065	0
FUEL CONSUMPTION	Total Gas	MCF	72,862	88.5	0.89
	GAS	MCF	159	36.4	0.22
	LNG	MCF	72,703	82.1	0.58
SPECIFIC FUEL CONSUMPTION	GAS/LNG	MCF/KWh	0.010	0.010	
HEAT RATE	GROSS	BTU/KWh	9,367	10,000	
	BUSBAR		10,053		
THERMAL EFFICIENCY		%	36.45	34.09	
COST OF FUELS	GAS	Rs.	194,679	92,410	94,086
	LNG		215,293,584	228,717	2,197
	TOTAL		215,488,263	321,127	96,283
COST OF FUELS PER UNIT GENERATED	GAS/LNG	Rs.	29.27	37.88	
	AVERAGE		29.27	37.88	
SENTOUT COST/UNIT		Rs.	31.01		
BUSBAR SENT OUT COST			31.56		
GROSS CALORIFIC VALUE	GAS/LNG	BTU/CFt	945.77	958.52	958.45
Average Load		MW	10.22	11.31	

Jawaid Waseem
Manager Performance
SGTPS & KGTPS

Syed Zeeshan Mumtaz
Deputy Director
(Plant Head)
SGTPS & KGTPS

SGT-PERF-SOP-NO01-F02

K- ELECTRIC LTD.

SGTPS Generation Statistics Comparison Apr-23

ITEMS		UNITS	Apr-22	Apr-23	Mar-23
CAPACITY	INSTALLED (ISO)	MW	107.31	107.31	107.31
	DEPENDABLE		96.25	96.19	96.19
UNITS GENERATED	GAS	KWh	4,951,735	0	0
	GROSS		4,951,735	0	0
AUXILIARY CONSUMPTION	UNIT	KWh	344,815	109,835	99,829
	RATIO	%	6.96%		
NET GENERATION		KWh	4,606,920	-109,935	-99,829
BUSBAR SENT OUT			4,488,520	-126,330	116,840
REACTIVE UNITS		KVARh	581,394	0	0
FUEL CONSUMPTION	Total Gas	MCF	45,825	1.03	
	GAS	MCF	113	0.32	
	LNG	MCF	45,712	0.71	
SPECIFIC FUEL CONSUMPTION	GAS/LNG	MCF/KWh	0.009		
HEAT RATE (1)	GROSS	BTU/KWh	9,438		
	BUSBAR		10,416		
THERMAL EFFICIENCY		%	36.15		
COST OF FUELS	GAS	Rs.	304,366	33,902	63,296
	LNG		145,965,509	31,398	
	TOTAL		146,069,875	65,300	63,296
COST OF FUELS PER UNIT GENERATED (2)	GAS/LNG	Rs.	29.50		
	AVERAGE		29.50		
SENTOUT COST/UNIT (3)		Rs.	31.71		
BUSBAR SENT OUT COST (4)			32.56		
GROSS CALORIFIC VALUE	GAS/LNG	BTU/CFL	1,019.83	1,010.58	1,009.05
Average load		MW	6.88		

1- Heatrate and efficiency not calculated due to zero generation

2- Cost of generation per unit is not calculated due to zero generation

JUNAID WASEEM
Manager Operations
Generation SGTPS
K-ELECTRIC LIMITED

Junaid Waseem

Manager Performance

SGTPS & KGTPS

[illegible]
Generation (SGTPS)
K-ELECTRIC LIMITED

Syed Zeeshan Mumtaz

Deputy Director

(Plant Head)

SGTPS & KGTPS

K-Electric Limited

FO Details - April 2023

S.No	Vendor	Invoice Date	GRN Date	Invoice No	Quantity	Amount
1	PSO	15.04.2023	28.04.2023	9603011645	1,500	191,301,002
2	PSO	15.04.2023	28.04.2023	9603011640	3,497	434,954,984
					4,997	**626,255,986**

PSO	Mton	PKR '000
Opening as at Apr-23	**30,989**	**3,833,720**
Purchases Apr-23	**4,997**	**626,256**

Date	Quantity	Amount '000
03.04.2023	(65)	(8,076)
04.04.2023	(63)	(7,824)
04.04.2023	(3)	(338)
05.04.2023	(175)	(21,593)
05.04.2023	(3)	(338)
05.04.2023	(147)	(18,193)
05.04.2023	(340)	(42,095)
06.04.2023	(55)	(6,844)
06.04.2023	(122)	(15,056)
06.04.2023	(41)	(5,097)
07.04.2023	(8)	(1,013)
09.04.2023	(8)	(1,013)
10.04.2023	(193)	(23,877)
11.04.2023	(563)	(69,681)
12.04.2023	(201)	(24,866)
13.04.2023	(45)	(5,516)
14.04.2023	(82)	(10,144)
14.04.2023	(545)	(67,400)
15.04.2023	12	1,488
15.04.2023	160	19,827
15.04.2023	23	2,817
16.04.2023	(72)	(8,951)
19.04.2023	0	43
19.04.2023	(399)	(49,422)
30.04.2023	18	2,198
Consumption April-23	**(2,918)**	**(360,962)**
Closing as at April 23	**33,068**	**4,099,014**

Issuance

Material Stocks Between 01.04.2023 and 30.04.2023

Valuation Area: PS01
Material: 700005
Description: OIL, FURNACE OIL
Batch:

Stock/Value on 01.04.2023	30,952.854 MT	3,933,730,173.46 PKR	
Total/Val. of Receipts	5,209.806 MT	652,628,709.59 PKR	
Total/Value of Issues	3,120.520- MT	387,336,002.31- PKR	
Stock/Value on 30.04.2023	33,037.792 MT	4,099,024,281.02 PKR	

Sloc	MvT	Pstng Date	Quantity	Amount in LC	Mat. Doc.	S	Val. Type	Batch	User Name	Mvt	Item	Entry Date	Time
BQ04	201	03.04.2023	65,000.0	8,[illegible],966,[illegible]-	4904582171				USR01297		1	03.04.2023	12:28:02
BQ04	201	04.04.2023	2,732-	337,739,[illegible]-	4904594562				MKUAMIL		1	08.04.2023	08:42:44
BQ04	201	04.04.2023	23,240-	7,[illegible],836,[illegible]-	4904564564				MKUAMIL		1	08.04.2023	09:46:47
BQ04	201	05.04.2023	174,560-	21,[illegible],828,12-	4904564519				MKUAMIL		1	08.04.2023	06:28:44
BQ04	201	05.04.2023	14,201-	12,[illegible],004.74-	4904564560				MKUAMIL		1	08.04.2023	08:39:54
BQ04	201	05.04.2023	147,014-	18,[illegible],496.[illegible]-	4904564561				MKUAMIL		1	08.04.2023	08:41:23
BQ04	201	05.04.2023	2,750-	337,[illegible]-	4904564563				MKUAMIL		1	08.04.2023	09:44:51
BQ04	201	06.04.2023	41,201-	5,[illegible]-	4904567264				MKUAMIL		1	14.04.2023	09:22:05
BQ04	201	06.04.2023	151,701-	18,[illegible],843.80-	4904567265				MKUAMIL		1	14.04.2023	09:34:18
BQ04	201	06.04.2023	48,420-	5,[illegible],786.00-	4904567266				MKUAMIL		1	14.04.2023	09:36:26
BQ04	201	07.04.2023	8,150-	2,[illegible],207.93-	4904567268				MKUAMIL		1	14.04.2023	09:31:54
BQ04	201	08.04.2023	[illegible]	[illegible]-	4904567219				MKUAMIL		1	14.04.2023	09:20:06
BQ04	201	10.04.2023	193-	24,[illegible]-	4904567261				MKUAMIL		1	14.04.2023	09:25:17
BQ04	201	11.04.2023	500,250-	62,[illegible],312.00-	4904567262				MKUAMIL		1	14.04.2023	09:30:39
BQ04	201	12.04.2023	301-	34,[illegible]-	4904589520				MKUAMIL		1	19.04.2023	09:26:23
BQ04	201	13.04.2023	44,990-	5,[illegible]-	4904589525				MKUAMIL		1	19.04.2023	09:23:56
BQ04	201	14.04.2023	854,610-	97,[illegible]-	4904589522				MKUAMIL		1	19.04.2023	09:19:16
BQ04	201	14.04.2023	1,[illegible]-	12,[illegible]-	4904589523				MKUAMIL		1	19.04.2023	09:20:28
BQ04	202	15.04.2023	22,770	3,[illegible],939.63	4904589562				MKUAMIL		1	19.04.2023	09:29:43
BQ04	202	18.04.2023	160,290	19,[illegible],441.59	4904589563				MKUAMIL		1	19.04.2023	09:31:11
BQ04	202	18.04.2023	12,030	1,[illegible],204.54	4904589564				MKUAMIL		1	19.04.2023	09:32:20
BQ04	201	18.04.2023	74,[illegible]-	8,[illegible]-	4904589525				MKUAMIL		1	19.04.2023	09:26:15
BQ04	201	18.04.2023	284,[illegible]-	45,[illegible]-	4904589524				MKUAMIL		1	19.04.2023	09:21:39
BQ04	202	19.04.2023	0,250	40,[illegible]	4904589560				MKUAMIL		1	19.04.2023	09:33:40
BQ04	202	20.04.2023	17,730	2,[illegible],[illegible].23	4904579943				MKUAMIL		1	02.05.2023	15:00:26
			2,917,780-	350,[illegible],270.36-									

PAKISTAN STATE OIL COMPANY LIMITED

SALES TAX INVOICE (STR # 02-06-3208-015-46)

0018458111 P.O. BOX # 3973, 3983, 8501, KARACHI SLS-01

CUSTOMER CODE	105494	DATE	15.04.2023 14:20:51
NAME	Ms. PIPRI THARMAL POWERS	INVOICE NO.	9603011645
ADDRESS	UNIT NO-1 KESC PIPRI BIN QASIM KARA	DELIVERY NO.	8806212800
	ORIGINAL SEEN BMC-AF 257600	VEHICLE CODE.	
S.TAX REG. NO.	1200271600728 DP #	FLEET GROUP	BQPS-I (Administration Dept.)
COTRACT NO.	K-ELECTRIC	T/L REG. NO.	18 APR 2023
INDENT NO.	840936 KE ZOT BYCO	L.L. ACK NO.	109
SHIPPING POINT	1500-Zot (Inst.)	CALIBRATION NO.	Inward No. K-ELECTRIC LIMITED
DEST. CODE	01046-Karachi East	CALIBRATION EXP	
SHIPMENT TYPE		TOKEN NO.	/ 503846913
C/C No.		FREIGHT PO NO.	
C/C NAME		LC NO.	-

PROD. CODE	DESCRIPTION	TEMP/DEN	S.LOC	BATCH/UNIT	QTY	RATE	PRICE
HSFO-180	High Sulphur Furnace Oil - 180	28/938	0006 -MFO		1,499.871	127,544.97	191301,001.70
					EXCL. STAX		191301,001.70
					SALES TAX		34434,180.31
					TOTAL		225735,182.01

PSO NTN NO	0711554-7
CUSTOMER NTN NO	1543137
CUSTOMER CNIC NO	

For any Query and Complaint please contact Taaluq 0800-03000.

Qty 1499.871 Mt VERIFIED

SYED FAIZAN A... Manager BQPS-1 (Gene... K-ELECTRIC

TOTAL INVOICE AMOUNT

F.O LITERS:- 1,599,521.666	CHMB 1	CHMB 2	CHMB 3	CHMB 4	CHMB 5	CHMB 6
Ref Dip						
Prod Dip						
Seal No						
Short Dip						

کمپنی کی ذمہ داری اس وقت ختم ہو جاتی ہے جب مال پیک کر کے حوالے کر دیا گیا ہو۔ اس سے واضح رسید حاصل کر لی گئی ہے۔

Product meets specification issued by Ministry of Petroleum and Natural Resources. Letter No. PL-NRL(4)-86(SPEC) Dated 13.4.1988

Bank	Inst. Type	Inst. No.	Amount

Miscellaneous Information

I CONFIRM THAT THE QUALITY OF PRODUCT RECEIVED AGAINST THE INVOICE IS IN ACCORDANCE WITH MY REQUIREMENTS AND IS FREE FROM ANY ADULTERATION

R R DATE	R R NUMBER	R R INV NO	WEIGHT
	BZOT1006		

PREPARED BY:

APPROVED BY:

RELEASED BY:

DRIVER'S SIGNATURE:

NIC No:

BUYER'S SIGNATURE:

DATED:

SHORTAGE VOLUME AND TEMP/DENSITY

18/04/23

SYED FAIZAN AHMED Manager BQPS-1 (Generation) K-ELECTRIC LIMITED

CONSIGNEE SIGNATURE/STAMP & DATE

VALUE EXCLUSIVE GST	191301,001.70
GST	34434,180.31
VALUE INCLUSIVE GST	225735,182.01

P.O. No: 4110029876 Dt 09/08/21 CUSTOMER

15939936

Times Business Aids

PAKISTAN STATE OIL COMPANY LIMITED

SALES TAX INVOICE (STR # 02-06-3208-015-46)

0018458106

P.O. BOX # 3973, 3983, 8501, KARACHI

SLS-01

CUSTOMER CODE	105494	DATE	15.04.2023 14:20:39
NAME	Ms. PIPRI THARMAL POWERS	INVOICE NO.	9603011640
ADDRESS	UNIT NO-1 KESC PIPRI BIN QASIM KARA		
	ORIGINAL SEEN BMC-AP 257601	DELIVERY NO.	8806212731 BQPS-1 (Administration Dept.)
		VEHICLE CODE.	
S.TAX REG. NO.	1200271600728 DP # ____	FLEET GROUP	18 APR 2023
COTRACT NO.	K-ELECTRIC	T/L REG. NO.	100 Inward No. ____
INDENT NO.	840937 KE ZOT IMP 180	L.L. ACK NO.	K-ELECTRIC LIMITED
SHIPPING POINT	1500-Zot (Inst.)	CALIBRATION NO.	
DEST. CODE	01046-Karachi East	CALIBRATION EXP	
SHIPMENT TYPE		TOKEN NO.	/ 503846914
C/C No.		FREIGHT PO NO.	
C/C NAME		LC NO.	

ROD. CODE	DESCRIPTION	TEMP/DEN	S.LOC	BATCH/UNIT	QTY	RATE	PRICE
HSFO-180	High Sulphur Furnace Oil - 180	33/938	9000	-MYO	3,496.787	124,387.04	434954,984.44
					EXCL. STAX		434954,984.44
					SALES TAX		78291,897.20
					TOTAL		513246,881.64

PSO NTN NO	0711554-7
CUSTOMER NTN NO	1543137
CUSTOMER CNIC NO	

For any Query and Complaint please contact Tealuq 0800-03000.

Qty 3496.787 Mt VERIFIED

SYED FAIZAN AHMED
Manager
BQPS-1 (Generat
K-ELECTRIC LIM

TOTAL INVOICE AMOUNT

P.O LITERS:- 3,727,703.534		CHMB 1	CHMB 2	CHMB 3	CHMB 4	CHMB 5	CHMB 6
کمپنی کی ذمہ داری اس وقت ختم ہو جاتی ہے جب مال پبلک کیریر کے حوالے کر دیا گیا ہو اور اس سے واضح رسید حاصل کر لی گئی ہو۔	Ref Dip						
	Prod Dip						
Product meets specification issued by Ministry of Petroleum and Natural Resources. Letter No. PL-NRL(4)-86(SPEC) Dated 13.4.1988	Seal No						
	Short Dip						

Bank	Inst. Type	Inst. No.	Amount

Miscellaneous Information

I CONFIRM THAT THE QUALITY OF PRODUCT RECEIVED AGAINST THE INVOICE IS IN ACCORDANCE WITH MY REQUIREMENTS AND IS FREE FROM ANY ADULTERATION

R R DATE	R R NUMBER	R R INV NO	WEIGHT
	PZOT1006		

PREPARED BY: ____

APPROVED BY: ____

RELEASED BY: ____

DRIVER'S SIGNATURE: ____

NIC No: ____

BUYER'S SIGNATURE: ____

DATED:

SHORTAGE VOLUME AND TEMP/DENSITY

18/04/23

SYED FAIZAN AHMED
Manager
BQPS-1 (Generation)
K-ELECTRIC LIMITED

CONSIGNEE SIGNATURE STAMP & DATE

VALUE EXCLUSIVE GST	78291,897.20
GST	513246,881.64
VALUE INCLUSIVE GST	

P.O. No: 4110029876 Dt 09/08/21 CUSTOMER

15939935

K-Electric Limited
HSD Details - April 2023

S.No.	Vendor	Invoice Date	GRN Date	Invoice No.	Quantity	Amount

	Liters	PKR
Opening as at Apr-23	**4,047,713**	**923,919,009**
Purchases	-	-
Consumption	-	-
Closing - Apr 2023	**4,047,713**	**923,919,009**

Material Stocks Between 01.04.2023 and 30.04.2023

Valuation Area P505
Material 700241
Description DIESEL OIL: (HSDO) FOR POWER STATION
Batch

Stock/Value on 01.04.2023	4,047,712.958	L	923,919,009.43	PKR
Total/Val. of Receipts	0	L	0.00	PKR
Total/Value of Issues	0	L	0.00	PKR
Stock/Value on 30.04.2023	4,047,712.958	L	923,919,009.43	PKR

Size	MvT	Pstng Date	Quantity	Amount in LC	Mat. Doc.	S	Val. Type	Batch	User Name	Mvt	Item	Entry Date	Time
List contains no data													

Sui Southern Gas Company Limited

SSGC

Ref: IND/KE/INDG./Act
2-May-23

The Chief Financial Officer
K - Electric Limited
Gr. Floor, BOC Building
KE House, 39-B, Sunset Boulevard,
DHA-II, Karachi

INDIGENOUS GAS BILLS FOR THE MONTH OF Apr 2023

Dear Sir,

Please find enclosed Indigenous Gas bills for the Month of Apr 2023. Details of due amount are as under:-

			Arrears	Gas Charges	Meter Rent	G.S.T. 18 %	Current Bill
			Rs.	Rs.	Rs.	Rs.	Rs.
1	0551223410	KESC BIN QASIM (RUN 7)	13,419,187,476	28,898	2,500	5,652	37,050
2	0424859959	KESC BIN QASIM (RUN 8)	14,216,428,295	96,835,983	2,500	17,430,927	114,269,410
3	1463452993	KESC BIN QASIM (RUN 9)	14,744,420,470	99,453,716	2,500	17,902,119	117,358,335
4	1339600597	KESC BIN QASIM (RUN 10)	15,422,220,797	102,314,743	2,500	18,417,104	120,734,347
5	3188206041	KESC BIN QASIM (RUN 11)	13,141,223,174	28,898	2,500	5,652	37,050
6	7934380000	KESC BIN QASIM (RUN 1)	4,788,241,544	28,898	2,500	5,652	37,050
7	2044380000	KESC BIN QASIM (RUN 2)	5,734,448,412	28,898	2,500	5,652	37,050
8	5044380000	KESC BIN QASIM (RUN 3)	5,270,553,062	28,898	2,500	5,652	37,050
9	1044380000	KESC BIN QASIM (RUN 4)	3,737,345,611	28,898	2,500	5,652	37,050
10	4044380000	KESC BIN QASIM (RUN 5)	4,652,832,971	28,898	2,500	5,652	37,050
11	2924380000	KESC BIN QASIM (RUN 6)	6,830,279,678	17,184,828	2,500	3,093,719	20,281,047
12	8688117079	KORANGI THERMAL PS (KTPS-1)	8,724,777,292	173,510	2,500	31,682	207,692
13	7070404620	KORANGI THERMAL PS (KTPS-2)	8,890,905,781	179,335	2,500	32,730	214,565
14	4949261420	KORANGI THERMAL PS (KTPS-By Pass)	1,653,895,411	28,898	2,500	5,652	37,050
15	6322910000	KESC KORANGI TOWN GAS TURBINE (KTGT)	4,924,752,268	26,614	3,000	5,330	34,944
16	4655415095	KESC KORANGI TOWN GAS TURBINE (KTGT)	2,092,374,412	28,898	2,500	5,652	37,050
17	7903464064	KESC KORANGI TOWN GAS TURBINE (KTGT)	124,393,036	28,898	2,500	5,652	37,050
18	1796310000	KESC SITE GAS TURBINE PS (RUN 1)	4,204,775,573	28,145	3,000	5,606	36,751
19	5999978254	KESC SITE GAS TURBINE PS (RUN 2)	3,323,524,743	28,898	2,500	5,652	37,050
20	5350810000	KESC KORANGI THERMAL PS (KTPS)	2,391,712	28,898	3,000	5,742	37,640
21	0193690545	K.E.S.C. WEST WHARF GRID STATION	4,478,397	28,898	2,000	5,562	36,460
		Current bill for Apr 2023	135,903,450,117	316,572,547	53,500	56,992,688	373,618,735

Interest on delayed payment:	*Apr-23*	32,572,134,804
Total Amount Payable (Arrears + Current Bills + Interest)		168,849,203,656

Kindly settle the above amount by due date i.e. 16 May 2023.

Yours Sincerely
Sui Southern Gas Company Limited

Muhammad Ali
ADGM (Ind Billing)
For: Managing Director

SSGC House, Sir Shah Suleman Road, Gulshan-e-Iqbal, P.O. Box 17989, Karachi-75300
PABX Telephone : 99021000, Fax : 92-21-99231550, Website : www.ssgc.com.pk

CamScanner

K-Electric Limited

Indigenous Bill Summary April 2023

Description	MMBTU (As per Bill)	Cubic Meters	GCV AS PER BILLS	MMCF	MMCFD	Amount Excluding Meter Rent	Meter Rent	Total Amount As SSGC Bill	Rs/MMBTU
BIN QASIM									
18143200	-	-	1,003.710	-	-	28,898	2,500	31,398	-
16392826	-	-	1,003.710	-	-	28,898	2,500	31,398	-
M12169664	-	-	1,003.710	-	-	28,898	2,500	31,398	-
18143203	-	-	1,003.710	-	-	28,898	2,500	31,398	-
M2121940	-	-	1,003.710	-	-	28,898	2,500	31,398	-
18143197	16,366.502	459,403	1,003.710	16.306	0.544	17,184,828	2,500	17,187,328	1,050
Total	16,366.502	459,403	1,003.710	16.30601	0.5435	17,329,318	15,000	17,344,318	1,050
BIN QASIM COMBINED CYCLE POWER PLANT									
25093845	-	-	1,003.710	-	-	28,898	2,500	31,398	-
25093850	92,224.746	2,588,722	1,003.710	91.884	3.063	96,835,983	2,500	96,838,483	1,050
25093848	94,717.825	2,658,702	1,003.710	94.368	3.146	99,453,716	2,500	99,456,216	1,050
25093841	97,442.612	2,735,186	1,003.710	97.082	3.236	102,314,743	2,500	102,317,243	1,050
25093844	-	-	-	-	-	28,898	2,500	31,398	-
Total	284,385.183	7,982,610	-	283.334	9.444	298,662,238	12,500	298,674,738	1,050
KORANGI TOWN GAS TURBNE-II									
16128823	25.346	745	958.523	0.026	0.001	26,614	3,000	29,614	1,050
15300070	-	-	958.523	-	-	28,898	2,500	31,398	-
16844632	-	-	958.523	-	-	28,898	2,500	31,398	-
Total	25.346	745	958.523	0.026	0.001	84,410	8,000	92,410	3,330
SITE GAS TURBINE-II									
16647825	0.323	9	1,010.577	0.000	0.000	28,145	3,000	31,145	1,050
13403410	-	-	1,010.577	-	-	28,898	2,500	31,398	-
Total	0.323	9	1,010.577	0.000	0.000	57,043	5,500	62,543	176,700
KORANGI COMBINED CYCLE POWER PLANT									-
16384818	165.248	4,617	1,008.373	0.164	0.006	173,510	2,500	176,010	1,050
16392828	170.795	4,772	1,008.373	0.169	0.006	179,335	2,500	181,835	1,050
20609091	-	-	1,008.373	-	-	28,898	2,500	31,398	-
Total	336.043	9,389	1,008.373	0.333	0.012	381,743	7,500	389,243	1,050
Total KE Generating Stations	301,113	8,452,156	1,003.711	300.000	10.001	316,514,752	48,500	316,563,252	1,050
KTPS MMM00001	-	-	1,008.373	-	-	28,898	3,000	31,898	-
SS/WW 14240562	-	-	1,069.493	-	-	28,898	2,000	30,898	-
Total	301,113	8,452,156	1,003.711	300.000	10.001	316,572,547	53,500	316,626,047	**1,050**
							GST @18%	56,992,688	
							SSGC Billed	373,618,735	

Sui Southern Gas Company Limited

SSGC Block 14, Sir Shah Suleman Road, Gulshan-e-Iqbal, Karachi 75300 www.ssgc.com.pk

SSGC General Sales Tax Number 02-04-9028-001-19

KESC BIN QASIM (RUN 07)
K - Electric Limited
Plot No.EZ/1/1,
Bin Qasim, Karachi

Billing Group: (A-I1/0108985 /09)

For emergencies and complaints please call 1199

SERVICE WITH A SMILE
Contact your Neighborhood Customer Facilitation Center at:
SIR SHAH SULEMAN ROAD
GULSHAN-E-IQBAL
NEAR CIVIC CENTER. TEL: 99021041

ACCOUNT INFORMATION

Customer Number:	0551223410 (4)
Billing Month	Apr- 2023
Tariff/Customer Class	IND
GST/NTN Number:	1200271600728

Issue Date: 02-May 2023

ACCOUNT SUMMARY AS OF

Previous Balance (Rs.)	Current Charges (Rs.)	Payable Within Due Date (Rs.)	Late Payment Surcharge (Rs.)	Payment After Due Date (Rs.)	Due Date
13,419,187,476	37,050	13,419,224,526		13,419,224,526	16 May 2023

MONTHLY CONSUMPTION

METER INFORMATION

METER No.	CURRENT DATE	CURRENT READING	PREVIOUS DATE	PREVIOUS READING	MEASURED QTY (SCM)
25093845	30-Apr-2023	49878791	31-Mar-2023	49878791	0
RLNG VOL	30-Apr-2023		31-Mar-2023		0 -

SMS CODE	GCV (BTU/SCF)	MMBTU	No. OF MONTHS	PRESSURE	TEMPERATURE
	1003.710001	.0	01	1	1

BILL & PAYMENT HISTORY

Month	Bill Amount (Rs.)	Payment Date	Amount (Rs.)

BILL CALCULATION

ACTUAL BILL CONSUMPTIVE

COMPUTATION OF CURRENT GAS CHARGES

SLAB	CMs	MMBTU	RATE/ MMBTU (Rs.)	AMOUNT (Rs.)

IMPORTANT MESSAGES

CURRENT CHARGES (Rs.)

Gas Charges	28,898
Meter Rent	2,500
General Sales Tax	5,652
Withholding Tax @ 4%	
Other Charges	
Less: Provisional/Bill Corrections	
Adjustments - Debit	
Adjustments - Credit	

VIEW YOUR GAS BILL ONLINE

آپ اپنا DUPLICATE گیس بل گھر بیٹھے ہماری ویب سائٹ
www.ssgc.com.pk
سے حاصل کر سکتے ہیں۔ مزید معلومات اور تفصیلات کے لیے
1199 پر کال کیجیے

Sui Southern Gas Company Limited



Visit our website at www.ssgc.com.pk to view and download your duplicate gas bill.

For inquiries and assistance, please call 1199.

1199

Sui Southern Gas Company Limited
Block 14, Sir Shah Suleman Road
Gulshan-e-Iqbal, Karachi 75300
SSGC www.ssgc.com.pk

M/S KESC BIN QASIM (RUN 07)
K - Electric Limited
Plot No.EZ/1/1,

Customer Number	Total Amount Due	Due Date	After Due Date
0551223410 (4)	13,419,224,526	16 May 2023	13,419,224,526

Sui Southern Gas Company Limited

SSGC Block 14, Sir Shah Suleman Road, Gulshan-e-Iqbal, Karachi 75300 www.ssgc.com.pk

KESC BIN QASIM (RUN 08)
K - Electric Limited
Plot No.EZ/1/1,
Bin Qasim, Karachi

SSGC General Sales Tax Number 02-04-9026-001-19

Billing Group: (A-I1/0108985 /09)

For emergencies and complaints please call 1199

SERVICE WITH A SMILE
Contact your Neighborhood Customer Facilitation Center at:
SIR SHAH SULEMAN ROAD
GULSHAN-E-IQBAL
NEAR CIVIC CENTER. TEL: 99021041

ACCOUNT INFORMATION

Customer Number:	0424859959 (1)
Billing Month	Apr- 2023
Tariff/Customer Class	IND
GST/NTN Number:	1200271600728

Issue Date: 02-May 2023

ACCOUNT SUMMARY AS OF

Previous Balance (Rs.)	Current Charges (Rs.)	Payable Within Due Date (Rs.)	Late Payment Surcharge (Rs.)	Payable After Due Date (Rs.)	Due Date
14,216,428,295	114,269,410	14,330,697,706		14,330,697,706	16 May 2023

MONTHLY CONSUMPTION

METER INFORMATION

METER No.	CURRENT DATE	CURRENT READING	PREVIOUS DATE	PREVIOUS READING	MEASURED QTY (SCM)
25093850	30-Apr-2023	67671638	31-Mar-2023	59172824	8498814
RLNG VOL	30-Apr-2023		31-Mar-2023		5910092 -

SMS CODE	GCV (BTU/SCF)	MMBTU	No. OF MONTHS	PRESSURE	TEMPERATURE
	1003.710001	92,224.74604	01	1	1

BILL & PAYMENT HISTORY

Month	Bill Amount (Rs.)	Payment Date	Amount (Rs.)

BILL CALCULATION

ACTUAL BILL CONSUMPTIVE

COMPUTATION OF CURRENT GAS CHARGES

SLAB	CMs	MMBTU	RATE/ MMBTU (Rs.)	AMOUNT (Rs.)

IMPORTANT MESSAGES

CURRENT CHARGES (Rs.)

Gas Charges	96,835,983
Meter Rent	2,500
General Sales Tax	17,430,927
Withholding Tax @ 4%	
Other Charges	
Loss: Provisional/Bill Corrections	
Adjustments - Debit	
Adjustments - Credit	

VIEW YOUR GAS BILL ONLINE

آپ اپنا DUPLICATE گیس بل گھر بیٹھے ہماری ویب سائٹ
www.ssgc.com.pk
سے حاصل کر سکتے ہیں۔ مزید معلومات اور تفصیلات کے لئے
1199 پر کال کیجئے

Sui Southern Gas Company Limited



Visit our website at www.ssgc.com.pk to view and download your duplicate gas bill.

For inquiries and assistance, please call 1199.

1199

Sui Southern Gas Company Limited
Block 14, Sir Shah Suleman Road
Gulshan-e-Iqbal, Karachi 75300
SSGC www.ssgc.com.pk

M/S KESC BIN QASIM (RUN 08)
K - Electric Limited
Plot No.EZ/1/1,

Customer Number	Total Amount Due	Due Date	After Due Date
0424859959 (1)	14,330,697,706	16 May 2023	14,330,697,706

Sui Southern Gas Company Limited

SSGC Block 14, Sir Shah Suleman Road, Gulshan-e-Iqbal, Karachi 75300 www.ssgc.com.pk

SSGC General Sales Tax Number 02-04-9028-001-19

KESC BIN QASIM (RUN 09)
K - Electric Limited
Plot No.EZ/1/1,
Bin Qasim, Karachi

Billing Group: (A-11/0108985 /09)

For emergencies and complaints please call 1199

SERVICE WITH A SMILE
Contact your Neighborhood Customer Facilitation Center at:
SIR SHAH SULEMAN ROAD
GULSHAN-E-IQBAL
NEAR CIVIC CENTER. TEL: 99021041

ACCOUNT INFORMATION

Customer Number:	1463452993 (8)
Billing Month	Apr- 2023
Tariff/Customer Class	IND
GST/NTN Number:	1200271600728

Issue Date: 02-May 2023

ACCOUNT SUMMARY AS OF

Previous Balance (Rs.)	Current Charges (Rs.)	Payable Within Due Date (Rs.)	Late Payment Surcharge (Rs.)	Payable After Due Date (Rs.)	Due Date
14,744,420,470	117,358,335	14,861,778,805		14,861,778,805	16 May 2023

MONTHLY CONSUMPTION

METER INFORMATION

METER No.	CURRENT DATE	CURRENT READING	PREVIOUS DATE	PREVIOUS READING	MEASURED QTY (SCM)
25093848	30-Apr-2023	63419977	31-Mar-2023	54691841	8728136
RLNG VOL	30-Apr-2023		31-Mar-2023		6069434 -

SMS CODE	GCV (BTU/SCF)	MMBTU	No. OF MONTHS	PRESSURE	TEMPERATURE
	1003.710001	94,717.824759	01	1	1

BILL & PAYMENT HISTORY

Month	Bill Amount (Rs.)	Payment Date	Amount (Rs.)

BILL CALCULATION

ACTUAL BILL CONSUMPTIVE

COMPUTATION OF CURRENT GAS CHARGES

SLAB	CMs	MMBTU	RATE/ MMBTU (Rs.)	AMOUNT (Rs.)

IMPORTANT MESSAGES

CURRENT CHARGES (Rs.)

Gas Charges	99,453,716
Meter Rent	2,500
General Sales Tax	17,902,119
Withholding Tax @ 4%	
Other Charges	
Less: Provisional Bill Correction	
Adjustments - Debit	
Adjustments - Credit	

VIEW YOUR GAS BILL ONLINE

آپ اپنا DUPLICATE گیس بل گھر بیٹھے بھی آپ حاصل
www.ssgc.com.pk
سے حاصل کر سکتے ہیں۔ مزید معلومات اور شکایت کے لئے
Sui Southern Gas Company Limited
1199 پر کال کیجئے



Visit our website at www.ssgc.com.pk to view and download your duplicate gas bill.

For inquiries and assistance, please call 1199. 1199

Sui Southern Gas Company Limited
Block 14, Sir Shah Suleman Road
Gulshan-e-Iqbal, Karachi 75300
SSGC www.ssgc.com.pk

M/S KESC BIN QASIM (RUN 09)
K - Electric Limited
Plot No.EZ/1/1,

Customer Number	Total Amount Due	Due Date	After Due Date
1463452993 (8)	14,861,778,805	16 May 2023	14,861,778,805

Sui Southern Gas Company Limited

SSGC Block 14, Sir Shah Suleman Road, Gulshan-e-Iqbal, Karachi 75300 www.ssgc.com.pk

KESC BIN QASIM (RUN 10)
K - Electric Limited
Plot No.EZ/1/1,
Bin Qasim, Karachi

SSGC General Sales Tax Number 02-04-9028-001-19

Billing Group: (A-I1/0108985 /09)

For emergencies and complaints please call 1199

SERVICE WITH A SMILE
Contact your Neighborhood Customer Facilitation Center at:
SIR SHAH SULEMAN ROAD
GULSHAN-E-IQBAL
NEAR CIVIC CENTER. TEL: 99021041

ACCOUNT INFORMATION

Customer Number:	1339600597 (0)
Billing Month	Apr- 2023
Tariff/Customer Class	IND
GST/NTN Number:	1200271600728

Issue Date: 02-May 2023

ACCOUNT SUMMARY AS OF

Previous Balance (Rs.)	Current Charges (Rs.)	Payable Within Due Date (Rs.)	Late Payment Surcharge (Rs.)	Payment After Due Date (Rs.)	Due Date
15,422,220,797	120,734,347	15,542,955,144		15,542,955,144	16 May 2023

MONTHLY CONSUMPTION

METER INFORMATION

METER No.	CURRENT DATE	CURRENT READING	PREVIOUS DATE	PREVIOUS READING	MEASURED QTY (SCM)
25093841	30-Apr-2023	77472550	31-Mar-2023	68493354	8979196
RLNG VOL	30-Apr-2023		31-Mar-2023		6244010 -

SMS CODE	GCV (BTU/SCF)	MMBTU	No. OF MONTHS	PRESSURE	TEMPERATURE
	1003.710001	97,442.612309	01	1	1

BILL & PAYMENT HISTORY

Month	Bill Amount (Rs.)	Payment Date	Amount (Rs.)

BILL CALCULATION

ACTUAL BILL CONSUMPTIVE

COMPUTATION OF CURRENT GAS CHARGES

SLAB	CMs	MMBTU	RATE/ MMBTU (Rs.)	AMOUNT (Rs.)

IMPORTANT MESSAGES

CURRENT CHARGES (Rs.)

Gas Charges	102,314,743
Meter Rent	2,500
General Sales Tax	18,417,104
Withholding Tax @ 4%	
Other Charges	
Less: Provisional/Bill Corrections	
Adjustments - Debit	
Adjustments - Credit	

VIEW YOUR GAS BILL ONLINE

آپ اپنا DUPLICATE گیس بل گھر بیٹھے ہماری ویب سائٹ
www.ssgc.com.pk
سے حاصل کر سکتے ہیں۔ نیز معلومات اور تفصیلات کے لئے
۱۱۹۹ پر کال کیجئے

Sui Southern Gas Company Limited

Visit our website at www.ssgc.com.pk to view and download your duplicate gas bill.

For inquiries and assistance, please call 1199.

1199

Sui Southern Gas Company Limited
Block 14, Sir Shah Suleman Road
Gulshan-e-Iqbal, Karachi 75300
SSGC www.ssgc.com.pk

M/S KESC BIN QASIM (RUN 10)
K - Electric Limited
Plot No.EZ/1/1,

Customer Number	Total Amount Due	Due Date	After Due Date
1339600597 (0)	15,542,955,144	16 May 2023	15,542,955,144

Sui Southern Gas Company Limited

SSGC Block 14, Sir Shah Suleman Road, Gulshan-e-Iqbal, Karachi 75300 www.ssgc.com.pk

SSGC General Sales Tax Number 02-04-9028-001-19

KESC BIN QASIM (RUN 11)
K - Electric Limited
Plot No.EZ/1/1,
Bin Qasim, Karachi

Billing Group: (A-I1/0108985 /09)

For emergencies and complaints please call 1199

SERVICE WITH A SMILE
Contact your Neighborhood Customer Facilitation Center at:
SIR SHAH SULEMAN ROAD
GULSHAN-E-IQBAL
NEAR CIVIC CENTER. TEL: 99021041

ACCOUNT INFORMATION

Customer Number:	3188266041 (3)
Billing Month	Apr- 2023
Tariff/Customer Class	IND
GST/NTN Number:	1200271600728

Issue Date: 02-May 2023

ACCOUNT SUMMARY AS OF

Previous Balance (Rs.)	Current Charges (Rs.)	Payable Within Due Date (Rs.)	Late Payment Surcharge (Rs.)	Payment After Due Date (Rs.)	Due Date
13,141,223,174	37,050	13,141,260,224		13,141,260,224	16 May 2023

MONTHLY CONSUMPTION

METER INFORMATION

METER No.	CURRENT DATE	CURRENT READING	PREVIOUS DATE	PREVIOUS READING	MEASURED QTY (SCM)
25093844	30-Apr-2023	2436	31-Mar-2023	2436	0
RLNG VOL	30-Apr-2023		31-Mar-2023		0 -

SMS CODE	GCV (BTU/SCF)	MMBTU	No. OF MONTHS	PRESSURE	TEMPERATURE
	1003.710001	.0	01	1	1

BILL & PAYMENT HISTORY

Month	Bill Amount (Rs.)	Payment Date	Amount (Rs.)

BILL CALCULATION

ACTUAL BILL CONSUMPTIVE

COMPUTATION OF CURRENT GAS CHARGES

SLAB	CMs	MMBTU	RATE/ MMBTU (Rs.)	AMOUNT (Rs.)

IMPORTANT MESSAGES

CURRENT CHARGES (Rs.)

Gas Charges	28,898
Meter Rent	2,500
General Sales Tax	5,652
Withholding Tax @ 4%	
Other Charges	
Less: Provisional/Bill Corrections	
Adjustments - Debit	
Adjustments - Credit	

VIEW YOUR GAS BILL ONLINE

آپ اپنا DUPLICATE گیس بل گھر بیٹھے ہماری ویب سائٹ
www.ssgc.com.pk
سے حاصل کر سکتے ہیں۔ مزید معلومات اور تعاون کے لئے
۱۱۹۹ پر کال کیجئے

Sui Southern Gas Company Limited

Visit our website at www.ssgc.com.pk to view and download your duplicate gas bill.

For inquiries and assistance, please call 1199.

1199

Sui Southern Gas Company Limited
Block 14, Sir Shah Suleman Road
Gulshan-e-Iqbal, Karachi 75300
SSGC www.ssgc.com.pk

M/S KESC BIN QASIM (RUN 11)
K - Electric Limited
Plot No.EZ/1/1,

Customer Number	Total Amount Due	Due Date	After Due Date
3188266041 (3)	13,141,260,224	16 May 2023	13,141,260,224

Sui Southern Gas Company Limited

SSGC Block 14, Sir Shah Suleman Road, Gulshan-e-Iqbal, Karachi 75300 www.ssgc.com.pk

KESC BIN QASIM (RUN 01)
K - Electric Limited
Plot No.EZ/1/1,
Bin Qasim, Karachi

SSGC General Sales Tax Number 02-04-9028-001-19

Billing Group: (A-I1/0108985 /09)

For emergencies and complaints please call 1199

SERVICE WITH A SMILE
Contact your Neighborhood Customer Facilitation Center at:
SIR SHAH SULEMAN ROAD GULSHAN-E-IQBAL NEAR CIVIC CENTER. TEL: 99021041

ACCOUNT INFORMATION

Customer Number:	7934380000 (3)
Billing Month	Apr, 2023
Tariff/Customer Class	IND
GST/NTN Number:	1200271600728

Issue Date: 02-May 2023

ACCOUNT SUMMARY AS OF

Previous Balance (Rs.)	Current Charges (Rs.)	Payable Within Due Date (Rs.)	Late Payment Surcharge (Rs.)	Payable After Due Date (Rs.)	Due Date
4,788,241,544	37,050	4,788,278,594		4,788,278,594	16 May 2023

MONTHLY CONSUMPTION

METER INFORMATION

METER No.	CURRENT DATE	CURRENT READING	PREVIOUS DATE	PREVIOUS READING	MEASURED QTY (SCM)
18143200	30-Apr-2023	31881708	31-Mar-2023	31881708	0
RLNG VOL	30-Apr-2023		31-Mar-2023		0 -

SMS CODE	GCV (BTU/SCF)	MMBTU	No. OF MONTHS	PRESSURE	TEMPERATURE
	1003.710001	.0	01	1	1

BILLING & PAYMENT HISTORY

Month	Bill Amount (Rs.)	Payment Date	Amount (Rs.)

BILL CALCULATION

ACTUAL BILL CONSUMPTIVE

COMPUTATION OF CURRENT GAS CHARGES

SLAB	CMs	MMBTU	RATE/ MMBTU (Rs.)	AMOUNT (Rs.)

IMPORTANT MESSAGES

CURRENT CHARGES (Rs.)

Gas Charges	28,898
Meter Rent	2,500
General Sales Tax	5,652
Withholding Tax @ 4%	
Other Charges	
Less: Provisional/Bill Corrections	
Adjustments - Debit	
Adjustments - Credit	

VIEW YOUR GAS BILL ONLINE

آپ اپنا DUPLICATE گیس بل گھر بیٹھے ویب سائٹ www.ssgc.com.pk سے حاصل کر سکتے ہیں۔ اپنے سوالات اور شکایات کے لیے 1199 پر کال کیجئے۔

Sui Southern Gas Company Limited

Visit our website at www.ssgc.com.pk to view and download your duplicate gas bill.

For inquiries and assistance, please call 1199.

1199

Sui Southern Gas Company Limited
Block 14, Sir Shah Suleman Road
Gulshan-e-Iqbal, Karachi 75300
SSGC www.ssgc.com.pk

M/S KESC BIN QASIM (RUN 01)
K - Electric Limited
Plot No.EZ/1/1,

Customer Number	Total Amount Due	Due Date	After Due Date
7934380000 (3)	4,788,278,594	16 May 2023	4,788,278,594

Sui Southern Gas Company Limited

SSGC Block 14, Sir Shah Suleman Road, Gulshan-e-Iqbal, Karachi 75300 www.ssgc.com.pk

SSGC General Sales Tax Number 02-04-9028-001-19

KESC BIN QASIM (RUN 02)
K - Electric Limited
Plot No.EZ/1/1,
Bin Qasim, Karachi

Billing Group: (A-I1/0108985 /09)

For emergencies and complaints please call 1199

SERVICE WITH A SMILE
Contact your Neighborhood Customer Facilitation Center at:
SIR SHAH SULEMAN ROAD
GULSHAN-E-IQBAL
NEAR CIVIC CENTER, TEL: 99021041

ACCOUNT INFORMATION

Customer Number:	2044380000 (6)
Billing Month	Apr- 2023
Tariff/Customer Class	IND
GST/NTN Number:	1200271600728

Issue Date: 02-May 2023

ACCOUNT SUMMARY AS OF

Previous Balance (Rs.)	Current Charges (Rs.)	Payable Within Due Date (Rs.)	Late Payment Surcharge (Rs.)	Payment After Due Date (Rs.)	Due Date
5,734,448,412	37,050	5,734,485,462		5,734,485,462	16 May 2023

MONTHLY CONSUMPTION

METER INFORMATION

METER No.	CURRENT DATE	CURRENT READING	PREVIOUS DATE	PREVIOUS READING	MEASURED QTY (SCM)
16392826	30-Apr-2023	29	31-Mar-2023	29	0
RLNG VOL	30-Apr-2023		31-Mar-2023		0 -

SMS CODE	GCV (BTU/SCF)	MMBTU	No. OF MONTHS	PRESSURE	TEMPERATURE
	1003.710001	.0	01	1	1

BILL & PAYMENT HISTORY

Month	Bill Amount (Rs.)	Payment Date	Amount (Rs.)

BILL CALCULATION

ACTUAL BILL CONSUMPTIVE

COMPUTATION OF CURRENT GAS CHARGES

SLAB	CMs	MMBTU	RATE/ MMBTU (Rs.)	AMOUNT (Rs.)

IMPORTANT MESSAGES

CURRENT CHARGES (Rs.)

Gas Charges	28,898
Meter Rent	2,500
General Sales Tax	5,652
Withholding Tax @ 4%	
Other Charges	
Less: Provisional/Bill Corrections	
Adjustments - Debit	
Adjustments - Credit	

VIEW YOUR GAS BILL ONLINE

آپ اپنا DUPLICATE گیس بل گھر بیٹھے ہماری ویب سائٹ
www.ssgc.com.pk
سے حاصل کر سکتے ہیں۔ مزید معلومات اور تجویزات کے لئے
۱۱۹۹ پر کال کیجئے

Sui Southern Gas Company Limited



Visit our website at www.ssgc.com.pk to view and download your duplicate gas bill.

For inquiries and assistance, please call 1199.

1199

Sui Southern Gas Company Limited
Block 14, Sir Shah Suleman Road
Gulshan-e-Iqbal, Karachi 75300
SSGC www.ssgc.com.pk

M/S KESC BIN QASIM (RUN 02)
K - Electric Limited
Plot No.EZ/1/1,

Customer Number	Total Amount Due	Due Date	After Due Date
2044380000 (6)	5,734,485,462	16 May 2023	5,734,485,462

Sui Southern Gas Company Limited

SSGC Block 14, Sir Shah Suleman Road, Gulshan-e-Iqbal, Karachi 75300 www.ssgc.com.pk

KESC BIN QASIM (RUN 03)
K - Electric Limited
Plot No.EZ/1/1,
Bin Qasim, Karachi

SSGC General Sales Tax Number 02-04-9028-001-19

Billing Group: (A-I1/0108985 /09)

For emergencies and complaints please call 1199

SERVICE WITH A SMILE
Contact your Neighborhood Customer Facilitation Center at:
SIR SHAH SULEMAN ROAD
GULSHAN-E-IQBAL
NEAR CIVIC CENTER. TEL: 99021041

ACCOUNT INFORMATION

Customer Number:	5044380000 (3)
Billing Month	Apr- 2023
Tariff/Customer Class	IND
GST/NTN Number:	1200271600728

Issue Date: 02-May 2023

ACCOUNT SUMMARY AS OF

Previous Balance (Rs.)	Current Charges (Rs.)	Payable Within Due Date (Rs.)	Late Payment Surcharge (Rs.)	Payment After Due Date (Rs.)	Due Date
5,270,553,062	37,050	5,270,590,112		5,270,590,112	16 May 2023

MONTHLY CONSUMPTION

METER INFORMATION

METER No.	CURRENT DATE	CURRENT READING	PREVIOUS DATE	PREVIOUS READING	MEASURED QTY (SCM)
M12169664	30-Apr-2023	32269665	31-Mar-2023	32269665	0
RLNG VOL	30-Apr-2023		31-Mar-2023		0 -

SMS CODE	GCV (BTU/SCF)	MMBTU	No. OF MONTHS	PRESSURE	TEMPERATURE
	1003.710001	.0	01	1	1

BILL & PAYMENT HISTORY

Month	Bill Amount (Rs.)	Payment Date	Amount (Rs.)

BILL CALCULATION

ACTUAL BILL CONSUMPTIVE

COMPUTATION OF CURRENT GAS CHARGES

SLAB	CMs	MMBTU	RATE/ MMBTU (Rs.)	AMOUNT (Rs.)

IMPORTANT MESSAGES

CURRENT CHARGES (Rs.)

Gas Charges	28,898
Meter Rent	2,500
General Sales Tax	5,652
Withholding Tax @ 4%	
Other Charges	
Less: Provisional/Bill Corrections	
Adjustments - Debit	
Adjustments - Credit	

VIEW YOUR GAS BILL ONLINE

آپ اپنا DUPLICATE گیس بل گھر بیٹھے ہماری ویب سائٹ
www.ssgc.com.pk
سے حاصل کر سکتے ہیں۔ مزید معلومات اور تفصیلات کے لیے
1199 پر کال کیجیے۔

Sui Southern Gas Company Limited



Visit our website at www.ssgc.com.pk to view and download your duplicate gas bill.

For inquiries and assistance, please call 1199.

1199

Sui Southern Gas Company Limited
Block 14, Sir Shah Suleman Road
Gulshan-e-Iqbal, Karachi 75300
SSGC www.ssgc.com.pk

M/S KESC BIN QASIM (RUN 03)
K - Electric Limited
Plot No.EZ/1/1,

Customer Number	Total Amount Due	Due Date	After Due Date
5044380000 (3)	5,270,590,112	16 May 2023	5,270,590,112

Sui Southern Gas Company Limited

SSGC Block 14, Sir Shah Suleman Road, Gulshan-e-Iqbal, Karachi 75300 www.ssgc.com.pk

SSGC General Sales Tax Number 02-04-9028-001-19

KESC BIN QASIM (RUN 04)
K - Electric Limited
Plot No.EZ/1/1,
Bin Qasim, Karachi

Billing Group: (A-I1/0108985 /09)

For emergencies and complaints please call 1199

SERVICE WITH A SMILE
Contact your Neighborhood Customer Facilitation Center at:
SIR SHAH SULEMAN ROAD
GULSHAN-E-IQBAL
NEAR CIVIC CENTER. TEL: 99021041

ACCOUNT INFORMATION

Customer Number:	1044380000 (7)
Billing Month	Apr- 2023
Tariff/Customer Class	IND
GST/NTN Number:	1200271600728

Issue Date: 02-May 2023

ACCOUNT SUMMARY AS OF

Previous Balance (Rs.)	Current Charges (Rs.)	Payable Within Due Date (Rs.)	Late Payment Surcharge (Rs.)	Payment After Due Date (Rs.)	Due Date
3,737,345,611	37,050	3,737,382,661		3,737,382,661	16 May 2023

MONTHLY CONSUMPTION

METER INFORMATION

METER No.	CURRENT DATE	CURRENT READING	PREVIOUS DATE	PREVIOUS READING	MEASURED QTY (SCM)
18143203	30-Apr-2023	15242395	31-Mar-2023	15242395	0
RLNG VOL	30-Apr-2023		31-Mar-2023		0 -

SMS CODE	GCV (BTU/SCF)	MMBTU	No. OF MONTHS	PRESSURE	TEMPERATURE
	1003.710001	.0	01	1	1

BILL & PAYMENT HISTORY

Month	Bill Amount (Rs.)	Payment Date	Amount (Rs.)

BILL CALCULATION

ACTUAL BILL CONSUMPTIVE

COMPUTATION OF CURRENT GAS CHARGES

SLAB	CMs	MMBTU	RATE/ MMBTU (Rs.)	AMOUNT (Rs.)

IMPORTANT MESSAGES

CURRENT CHARGES (Rs.)

Gas Charges	28,898
Meter Rent	2,500
General Sales Tax	5,652
Withholding Tax @ 4%	
Other Charges	
Less: Provisional/Bill Corrections	
Adjustments - Debit	
Adjustments - Credit	

VIEW YOUR GAS BILL ONLINE

آپ اپنا DUPLICATE گیس بل گھر بیٹھے ہماری ویب سائٹ
www.ssgc.com.pk
سے حاصل کر سکتے ہیں۔ مزید معلومات اور تفصیلات کے لئے
۱۱۹۹ پر کال کیجئے

Sui Southern Gas Company Limited

Visit our website at www.ssgc.com.pk to view and download your duplicate gas bill.

For inquiries and assistance, please call 1199.

1199

Sui Southern Gas Company Limited
Block 14, Sir Shah Suleman Road
Gulshan-e-Iqbal, Karachi 75300
SSGC www.ssgc.com.pk

M/S KESC BIN QASIM (RUN 04)
K - Electric Limited
Plot No.EZ/1/1,

Customer Number	Total Amount Due	Due Date	After Due Date
1044380000 (7)	3,737,382,661	16 May 2023	3,737,382,661

Sui Southern Gas Company Limited

SSGC Block 14, Sir Shah Suleman Road, Gulshan-e-Iqbal, Karachi 75300 www.ssgc.com.pk

KESC BIN QASIM (RUN 05)
K - Electric Limited
Plot No.EZ/1/1,
Bin Qasim, Karachi

SSGC General Sales Tax Number 02-04-9028-001-19

Billing Group: (A-I1/0108985 /09)

For emergencies and complaints please call 1199

SERVICE WITH A SMILE
Contact your Neighborhood Customer Facilitation Center at:
SIR SHAH SULEMAN ROAD
GULSHAN-E-IQBAL
NEAR CIVIC CENTER TEL: 99021041

ACCOUNT INFORMATION

Customer Number:	4044380000 (4)
Billing Month	Apr- 2023
Tariff/Customer Class	IND
GST/NTN Number:	1200271600728

Issue Date: 02-May 2023

ACCOUNT SUMMARY AS OF

Previous Balance (Rs.)	Current Charges (Rs.)	Payable Within Due Date (Rs.)	Late Payment Surcharge (Rs.)	Payable Within Due Date (Rs.)	Due Date
4,652,832,971	37,050	4,652,870,021		4,652,870,021	16 May 2023

MONTHLY CONSUMPTION

METER INFORMATION

METER No.	CURRENT DATE	CURRENT READING	PREVIOUS DATE	PREVIOUS READING	MEASURED QTY (SCM)
M2121940	30-Apr-2023	91641466	31-Mar-2023	91641466	0
RLNG VOL	30-Apr-2023		31-Mar-2023		0 -

SMS CODE	GCV (BTU/SCF)	MMBTU	No. OF MONTHS	PRESSURE	TEMPERATURE
	1003.710001	.0	01	1	1

BILL & PAYMENT HISTORY

Month	Bill Amount (Rs.)	Payment Date	Amount (Rs.)

BILL CALCULATION

ACTUAL BILL CONSUMPTIVE

COMPUTATION OF CURRENT GAS CHARGES

SLAB	CMs	MMBTU	RATE/ MMBTU (Rs.)	AMOUNT (Rs.)

IMPORTANT MESSAGES

CURRENT CHARGES (Rs.)

Gas Charges	28,898
Meter Rent	2,500
General Sales Tax	5,652
Withholding Tax @ 4%	
Other Charges	
Less: Provisional/Bill Corrections	
Adjustments - Debit	
Adjustments - Credit	

VIEW YOUR GAS BILL ONLINE

آپ اپنا DUPLICATE گیس بل گھر بیٹھے ہماری ویب سائٹ
www.ssgc.com.pk
سے حاصل کر سکتے ہیں۔ مزید معلومات اور تفصیلات کے لیے
۱۱۹۹ پر کال کیجیے۔

Sui Southern Gas Company Limited



Visit our website at www.ssgc.com.pk to view and download your duplicate gas bill.

For inquiries and assistance, please call 1199.

1199

Sui Southern Gas Company Limited
Block 14, Sir Shah Suleman Road
Gulshan-e-Iqbal, Karachi 75300
SSGC www.ssgc.com.pk

M/S KESC BIN QASIM (RUN 05)
K - Electric Limited
Plot No.EZ/1/1,

Customer Number	Total Amount Due	Due Date	After Due Date
4044380000 (4)	4,652,870,021	16 May 2023	4,652,870,021

Sui Southern Gas Company Limited

SSGC Block 14, Sir Shah Suleman Road, Gulshan-e-Iqbal, Karachi 75300 www.ssgc.com.pk

SSGC General Sales Tax Number 02-04-9028-001-10

KESC BIN QASIM (RUN 06)
K - Electric Limited
Plot No.EZ/1/1,
Bin Qasim, Karachi

Billing Group: (A-II/0108985 /09)

For emergencies and complaints please call 1199

SERVICE WITH A SMILE
Contact your Neighborhood Customer Facilitation Center at:
SIR SHAH SULEMAN ROAD GULSHAN-E-IQBAL NEAR CIVIC CENTER. TEL: 99021041

ACCOUNT INFORMATION

Customer Number:	9934380000 (1)
Billing Month	Apr- 2023
Tariff/Customer Class	IND
GST/NTN Number:	1200271600728

Issue Date: 02-May 2023

ACCOUNT SUMMARY AS OF

Previous Balance (Rs.)	Current Charges (Rs.)	Payable Within Due Date (Rs.)	Late Payment Surcharge (Rs.)	Payable After Due Date (Rs.)	Due Date
6,830,279,678	20,281,047	6,850,560,724		6,850,560,724	16 May 2023

MONTHLY CONSUMPTION

METER INFORMATION

METER No.	CURRENT DATE	CURRENT READING	PREVIOUS DATE	PREVIOUS READING	MEASURED QTY (SCM)
18143197	30-Apr-2023	59120520	31-Mar-2023	57587828	1532692
RLNG VOL	30-Apr-2023		31-Mar-2023		1073289 -

SMS CODE	GCV (BTU/SCF)	MMBTU	No. OF MONTHS	PRESSURE	TEMPERATURE
	1003.710001	16,366.502469	01	1	1

BILL & PAYMENT HISTORY

Month	Bill Amount (Rs.)	Payment Date	Amount (Rs.)

BILL CALCULATION

ACTUAL BILL CONSUMPTIVE

COMPUTATION OF CURRENT GAS CHARGES

SLAB	CMs	MMBTU	RATE/ MMBTU (Rs.)	AMOUNT (Rs.)

IMPORTANT MESSAGES

CURRENT CHARGES (Rs.)

Gas Charges	17,184,828
Meter Rent	2,500
General Sales Tax	3,093,719
Withholding Tax @ 4%	
Other Charges	
Less: Provisional/Bill Corrections	
Adjustments - Debit	
Adjustments - Credit	

VIEW YOUR GAS BILL ONLINE

آپ اپنا DUPLICATE گیس بل گھر بیٹھے بآسانی دیکھ سکتے
www.ssgc.com.pk
سے حاصل کر سکتے ہیں۔ مزید معلومات اور شکایت کے لیے
Sui Southern Gas Company Limited
1199 پر کال کیجیے۔

Visit our website at www.ssgc.com.pk to view and download your duplicate gas bill.

For inquiries and assistance, please call 1199.

1199

Sui Southern Gas Company Limited
Block 14, Sir Shah Suleman Road
Gulshan-e-Iqbal, Karachi 75300
SSGC www.ssgc.com.pk

M/S KESC BIN QASIM (RUN 06)
K - Electric Limited
Plot No.EZ/1/1,

Customer Number	Total Amount Due	Due Date	After Due Date
9934380000 (1)	6,850,560,724	16 May 2023	6,850,560,724

Sui Southern Gas Company Limited

SSGC Block 14, Sir Shah Suleman Road, Gulshan-e-Iqbal, Karachi 75300 www.ssgc.com.pk

KESC KORANGI THERMAL POWER STATION (KTPS)
K - Electric Limited
Plot No. 1.,
Ibrahim Haydri,Korangin Creek, Near PAF Base Korangi

SSGC General Sales Tax Number 02-04-9028-001-19

Billing Group: (A-I1/0108985 /09)

For emergencies and complaints please call 1199

SERVICE WITH A SMILE
Contact your Neighborhood Customer Facilitation Center at:
SIR SHAH SULEMAN ROAD
GULSHAN-E-IQBAL
NEAR CIVIC CENTER. TEL: 99021041

ACCOUNT INFORMATION

Customer Number:	8688117075 (6)
Billing Month	Apr- 2023
Tariff/Customer Class	IND
GST/NTN Number:	1200271600728

Issue Date: 02-May 2023

ACCOUNT SUMMARY AS OF

Previous Balance (Rs.)	Current Charges (Rs.)	Payable Within Due Date (Rs.)	Late Payment Surcharge (Rs.)	Payment After Due Date (Rs.)	Due Date
8,724,777,292	207,692	8,724,984,984		8,724,984,984	16 May 2023

MONTHLY CONSUMPTION

METER INFORMATION

METER No.	CURRENT DATE	CURRENT READING	PREVIOUS DATE	PREVIOUS READING	MEASURED QTY (SCM)
16384818	30-Apr-2023	1477152	31-Mar-2023	1461644	15508
RLNG VOL	30-Apr-2023		31-Mar-2023		10891 -

SMS CODE	GCV (BTU/SCF)	MMBTU	No. OF MONTHS	PRESSURE	TEMPERATURE
	1008.373334	165.24755	01	1	1

BILL & PAYMENT HISTORY

Month	Bill Amount (Rs.)	Payment Date	Amount (Rs.)

BILL CALCULATION

ACTUAL BILL CONSUMPTIVE

COMPUTATION OF CURRENT GAS CHARGES

SLAB	CMs	MMBTU	RATE/ MMBTU (Rs.)	AMOUNT (Rs.)

IMPORTANT MESSAGES

CURRENT CHARGES (Rs.)

Gas Charges	173,510
Meter Rent	2,500
General Sales Tax	31,682
Withholding Tax @ 4%	
Other Charges	
Less: Provisional/Bill Corrections	
Adjustments - Debit	
Adjustments - Credit	

VIEW YOUR GAS BILL ONLINE

آپ اپنا DUPLICATE گیس بل گھر بیٹھے ہماری ویب سائٹ
www.ssgc.com.pk
سے حاصل کر سکتے ہیں۔ مزید معلومات اور تفصیلات کے لئے
1199 پر کال کیجئے

Sui Southern Gas Company Limited

Visit our website at www.ssgc.com.pk to view and download your duplicate gas bill.

For inquiries and assistance, please call 1199.

1199

Sui Southern Gas Company Limited
Block 14, Sir Shah Suleman Road
Gulshan-e-Iqbal, Karachi 75300
SSGC www.ssgc.com.pk

M/S KESC KORANGI THERMAL POWER STATION (KTPS)
K - Electric Limited
Plot No. 1.,

Customer Number	Total Amount Due	Due Date	After Due Date
8688117075 (6)	8,724,984,984	16 May 2023	8,724,984,984

Sui Southern Gas Company Limited

SSGC Block 14, Sir Shah Suleman Road, Gulshan-e-Iqbal, Karachi 75300 www.ssgc.com.pk

SSGC General Sales Tax Number 02-04-9028-001-19

KESC KORANGI THERMAL POWER STATION (KTPS)
K - Electric Limited
Plot No. 1.,
Ibrahim Haydri,Korangin Creek, Near PAF Base Korangi

Billing Group: (A-I1/0108985 /09)

For emergencies and complaints please call 1199

SERVICE WITH A SMILE
Contact your Neighborhood Customer Facilitation Center at:
SIR SHAH SULEMAN ROAD
GULSHAN-E-IQBAL
NEAR CIVIC CENTER. TEL: 99021041

ACCOUNT INFORMATION

Customer Number:	7070404620 (3)
Billing Month	Apr- 2023
Tariff/Customer Class	IND
GST/NTN Number:	1200271600728

Issue Date: 02-May-2023

ACCOUNT SUMMARY AS OF

Previous Balance (Rs.)	Current Charges (Rs.)	Payable Within Due Date (Rs.)	Late Payment Surcharge (Rs.)	Payable After Due Date (Rs.)	Due Date
8,890,905,781	214,565	8,891,120,346		8,891,120,346	16 May 2023

MONTHLY CONSUMPTION

METER INFORMATION

METER No.	CURRENT DATE	CURRENT READING	PREVIOUS DATE	PREVIOUS READING	MEASURED QTY (SCM)
16392828	30-Apr-2023	98859722	31-Mar-2023	98843692	16030
RLNG VOL	30-Apr-2023		31-Mar-2023		11258 -

SMS CODE	GCV (BTU/SCF)	MMBTU	No. OF MONTHS	PRESSURE	TEMPERATURE
	1008.373334	170.795172	01	1	1

BILL & PAYMENT HISTORY

Month	Bill Amount (Rs.)	Payment Date	Amount (Rs.)

BILL CALCULATION

ACTUAL BILL CONSUMPTIVE

COMPUTATION OF CURRENT GAS CHARGES

SLAB	CMs	MMBTU	RATE/ MMBTU (Rs.)	AMOUNT (Rs.)

IMPORTANT MESSAGES

CURRENT CHARGES (Rs.)

Gas Charges	179,335
Meter Rent	2,500
General Sales Tax	32,730
Withholding Tax @ 4%	
Other Charges	
Less: Provisional/Bill Corrections	
Adjustments - Debit	
Adjustments - Credit	

VIEW YOUR GAS BILL ONLINE

آپ اپنا DUPLICATE گیس بل گھر بیٹھے موبائل فون سے
www.ssgc.com.pk
سے حاصل کر سکتے ہیں۔ مزید معلومات اور رہنمائی کے لیے
Sui Southern Gas Company Limited
1199 پر کال کیجیے



Visit our website at www.ssgc.com.pk to view and download your duplicate gas bill.

For inquiries and assistance, please call 1199.

1199

Sui Southern Gas Company Limited
Block 14, Sir Shah Suleman Road
Gulshan-e-Iqbal, Karachi 75300
SSGC www.ssgc.com.pk

M/S KESC KORANGI THERMAL POWER STATION (KTPS)
K - Electric Limited
Plot No. 1.,

Customer Number	Total Amount Due	Due Date	After Due Date
7070404620 (3)	8,891,120,346	16 May 2023	8,891,120,346

Sui Southern Gas Company Limited

SSGC Block 14, Sir Shah Suleman Road, Gulshan-e-Iqbal, Karachi 75300 www.ssgc.com.pk

KESC KORANGI THERMAL POWER STATION (KTPS-By Pass)
K - Electric Limited
Plot No. 1.,
Ibrahim Haydri,Korangin Creek, Near PAF Base Korangi

SSGC General Sales Tax Number 02-04-9028-001-19

Billing Group: (A-I1/0108985 /09)

For emergencies and complaints please call 1199

SERVICE WITH A SMILE
Contact your Neighborhood Customer Facilitation Center at:
SIR SHAH SULEMAN ROAD
GULSHAN-E-IQBAL
NEAR CIVIC CENTER. TEL: 99021041

ACCOUNT INFORMATION

Customer Number:	4949261420 (8)
Billing Month	Apr- 2023
Tariff/Customer Class	IND
GST/NTN Number:	1200271600728

Issue Date: 02-May 2023

ACCOUNT SUMMARY AS OF

Previous Balance (Rs.)	Current Charges (Rs.)	Payable Within Due Date (Rs.)	Late Payment Surcharge (Rs.)	Payment After Due Date (Rs.)	Due Date
1,653,895,411	37,050	1,653,932,461		1,653,932,461	16 May 2023

MONTHLY CONSUMPTION

METER INFORMATION

METER No.	CURRENT DATE	CURRENT READING	PREVIOUS DATE	PREVIOUS READING	MEASURED QTY (SCM)
20609091	30-Apr-2023	36	31-Mar-2023	36	0
RLNG VOL	30-Apr-2023		31-Mar-2023		0 -

SMS CODE	GCV (BTU/SCF)	MMBTU	No. OF MONTHS	PRESSURE	TEMPERATURE
	1008.373334	.0	01	1	1

BILL & PAYMENT HISTORY

Month	Bill Amount (Rs.)	Payment Date	Amount (Rs.)

BILL CALCULATION

ACTUAL BILL CONSUMPTIVE

COMPUTATION OF CURRENT GAS CHARGES

SLAB	CMs	MMBTU	RATE/ MMBTU (Rs.)	AMOUNT (Rs.)

IMPORTANT MESSAGES

CURRENT CHARGES (Rs.)

Gas Charges	28,898
Meter Rent	2,500
General Sales Tax	5,652
Withholding Tax @ 4%	
Other Charges	
Less: Provisional/Bill Corrections	
Adjustments - Debit	
Adjustments - Credit	

VIEW YOUR GAS BILL ONLINE

آپ اپنا DUPLICATE گیس بل گھر بیٹھے ہماری ویب سائٹ
www.ssgc.com.pk
سے حاصل کر سکتے ہیں۔ مزید معلومات اور تجویز کے لئے
1199 پر کال کیجئے



Visit our website at www.ssgc.com.pk to view and download your duplicate gas bill.

For inquiries and assistance, please call 1199.

1199

Sui Southern Gas Company Limited
Block 14, Sir Shah Suleman Road
Gulshan-e-Iqbal, Karachi 75300
SSGC www.ssgc.com.pk

M/S KESC KORANGI THERMAL POWER STATION (KTPS-By Pass)
K - Electric Limited
Plot No. 1.,

Customer Number	Total Amount Due	Due Date	After Due Date
4949261420 (8)	1,653,932,461	16 May 2023	1,653,932,461

Sui Southern Gas Company Limited

SSGC Block 14, Sir Shah Suleman Road, Gulshan-e-Iqbal, Karachi 75300 www.ssgc.com.pk

SSGC General Sales Tax Number 02-04-9028-001-19

KESC KORANGI TOWN GAS TURBINE (KTGT)
K- Electric Limited
Plot No. 1.,
Sector-19 Korangi Industrial Area, NC 376 Deh Fai Tappo Landhi

Billing Group: (A-I1/0108985 /09)

For emergencies and complaints please call 1199

SERVICE WITH A SMILE
Contact your Neighborhood Customer Facilitation Center at:
SIR SHAH SULEMAN ROAD
GULSHAN-E-IQBAL
NEAR CIVIC CENTER. TEL: 99021041

ACCOUNT INFORMATION

Customer Number:	6322910000 (1)
Billing Month	Apr- 2023
Tariff/Customer Class	IND
GST/NTN Number:	1200271600728

Issue Date: 02-May 2023

ACCOUNT SUMMARY AS OF

Previous Balance (Rs.)	Current Charges (Rs.)	Payable Within Due Date (Rs.)	Late Payment Surcharge (Rs.)	Payment After Due Date (Rs.)	Due Date
4,924,752,268	34,944	4,924,787,212		4,924,787,212	16 May 2023

MONTHLY CONSUMPTION

METER INFORMATION

METER No.	CURRENT DATE	CURRENT READING	PREVIOUS DATE	PREVIOUS READING	MEASURED QTY (SCM)
16128823	30-Apr-2023	28404679	31-Mar-2023	28402185	2494
RLNG VOL	30-Apr-2023		31-Mar-2023		1749 -

SMS CODE	GCV (BTU/SCF)	MMBTU	No. OF MONTHS	PRESSURE	TEMPERATURE
	958.523331	25.346194	01	1	1

BILL & PAYMENT HISTORY

Month	Bill Amount (Rs.)	Payment Date	Amount (Rs.)

BILL CALCULATION

ACTUAL BILL CONSUMPTIVE

COMPUTATION OF CURRENT GAS CHARGES

SLAB	CMs	MMBTU	RATE/ MMBTU (Rs.)	AMOUNT (Rs.)

IMPORTANT MESSAGES

CURRENT CHARGES (Rs.)

Gas Charges	26,614
Meter Rent	3,000
General Sales Tax	5,330
Withholding Tax @ 4%	
Other Charges	
Loss, Provisional/Bill Corrections	
Adjustments - Debit	
Adjustments - Credit	

VIEW YOUR GAS BILL ONLINE

آپ اپنا DUPLICATE گیس بل گھر بیٹھے ہماری ویب سائٹ
www.ssgc.com.pk
سے حاصل کر سکتے ہیں۔ نیز معلومات اور تفصیلات کے لیے
۱۱۹۹ پر کال کیجیے

Sui Southern Gas Company Limited



Visit our website at www.ssgc.com.pk to view and download your duplicate gas bill.

For inquiries and assistance, please call 1199.

1199

Sui Southern Gas Company Limited
Block 14, Sir Shah Suleman Road
Gulshan-e-Iqbal, Karachi 75300
SSGC www.ssgc.com.pk

M/S KESC KORANGI TOWN GAS TURBINE (KTGT)
K - Electric Limited
Plot No. 1.,

Customer Number	Total Amount Due	Due Date	After Due Date
6322910000 (1)	4,924,787,212	16 May 2023	4,924,787,212

Sui Southern Gas Company Limited

SSGC Block 14, Sir Shah Suleman Road, Gulshan-e-Iqbal, Karachi 75300 www.ssgc.com.pk

KESC KORANGI TOWN GAS TURBINE (KTGT)
K - Electric Limited
Plot No. 1.,
Sector-19 Korangi Industrial Area, NC 376 Deh Fai Tappo Landhi

SSGC General Sales Tax Number 02-04-9028-001-19

Billing Group: (A-I1/0108985 /09)

For emergencies and complaints please call 1199

SERVICE WITH A SMILE
Contact your Neighborhood Customer Facilitation Center at:
SIR SHAH SULEMAN ROAD
GULSHAN-E-IQBAL
NEAR CIVIC CENTER. TEL: 99021041

ACCOUNT INFORMATION

Customer Number:	4655415095 (6)
Billing Month	Apr- 2023
Tariff/Customer Class	IND
GST/NTN Number:	1200271600728

Issue Date: 02-May 2023

ACCOUNT SUMMARY AS OF

Previous Balance (Rs.)	Current Charges (Rs.)	Payable Within Due Date (Rs.)	Late Payment Surcharge (Rs.)	Payment After Due Date (Rs.)	Due Date
2,092,374,412	37,050	2,092,411,461		2,092,411,461	16 May 2023

MONTHLY CONSUMPTION

METER INFORMATION

METER No.	CURRENT DATE	CURRENT READING	PREVIOUS DATE	PREVIOUS READING	MEASURED QTY (SCM)
15300070	30-Apr-2023	11559	31-Mar-2023	11559	0
RLNG VOL	30-Apr-2023		31-Mar-2023		0 -

SMS CODE	GCV (BTU/SCF)	MMBTU	No. OF MONTHS	PRESSURE	TEMPERATURE
	958.523331	.0	01	1	1

BILL & PAYMENT HISTORY

Month	Bill Amount (Rs.)	Payment Date	Amount (Rs.)

BILL CALCULATION

ACTUAL BILL CONSUMPTIVE

COMPUTATION OF CURRENT GAS CHARGES

SLAB	CMs	MMBTU	RATE/ MMBTU (Rs.)	AMOUNT (Rs.)

IMPORTANT MESSAGES

CURRENT CHARGES (Rs.)

Gas Charges	28,898
Meter Rent	2,500
General Sales Tax	5,652
Withholding Tax @ 4%	
Other Charges	
Less: Provisional/Bill Corrections	
Adjustments - Debit	
Adjustments - Credit	

VIEW YOUR GAS BILL ONLINE

آپ اپنا DUPLICATE گیس بل گھر بیٹھے ہماری ایپ سائٹ
www.ssgc.com.pk
سے حاصل کر سکتے ہیں۔ مزید معلومات اور تفصیلات کے لئے
۱۱۹۹ پر کال کیجئے

Sui Southern Gas Company Limited

Visit our website at www.ssgc.com.pk to view and download your duplicate gas bill.

For inquiries and assistance, please call 1199.

1199

Sui Southern Gas Company Limited
Block 14, Sir Shah Suleman Road
Gulshan-e-Iqbal, Karachi 75300
SSGC www.ssgc.com.pk

M/S KESC KORANGI TOWN GAS TURBINE (KTGT)
K - Electric Limited
Plot No. 1.,

Customer Number	Total Amount Due	Due Date	After Due Date
4655415095 (6)	2,092,411,461	16 May 2023	2,092,411,461

Sui Southern Gas Company Limited

SSGC Block 14, Sir Shah Suleman Road, Gulshan-e-Iqbal, Karachi 75300 www.ssgc.com.pk

SSGC General Sales Tax Number 02-04-9029-001-19

KESC KORANGI TOWN GAS TURBINE (KTGT)
K - Electric Limited
Plot No. 1.,
Sector-19 Korangi Industrial Area, NC 376 Deh Fai Tappo Landhi

Billing Group: (A-11/0108985 /09)

For emergencies and complaints please call 1199

SERVICE WITH A SMILE
Contact your Neighborhood Customer Facilitation Center at:
SIR SHAH SULEMAN ROAD GULSHAN-E-IQBAL NEAR CIVIC CENTER. TEL: 99021041.

ACCOUNT INFORMATION

Customer Number:	7903464064 (3)
Billing Month	Apr- 2023
Tariff/Customer Class	IND
GST/NTN Number:	1200271600728

Issue Date: 02-May-2023

ACCOUNT SUMMARY AS OF

Previous Balance (Rs.)	Current Charges (Rs.)	Payable Within Due Date (Rs.)	Late Payment Surcharge (Rs.)	Payable After Due Date (Rs.)	Due Date
124,393,036	37,050	124,430,086		124,430,086	16 May 2023

MONTHLY CONSUMPTION

METER INFORMATION

METER No.	CURRENT DATE	CURRENT READING	PREVIOUS DATE	PREVIOUS READING	MEASURED QTY (SCM)
16844632	30-Apr-2023	8880340	31-Mar-2023	8880340	0
RLNG VOL	30-Apr-2023		31-Mar-2023		0 -

SMS CODE	GCV (BTU/SCF)	MMBTU	No. OF MONTHS	PRESSURE	TEMPERATURE
	958.523331	.0	01	1	1

BILLS & PAYMENT HISTORY

Month	Bill Amount (Rs.)	Payment Date	Amount (Rs.)

BILL CALCULATION

ACTUAL BILL CONSUMPTIVE

COMPUTATION OF CURRENT GAS CHARGES

SLAB	CMs	MMBTU	RATE/ MMBTU (Rs.)	AMOUNT (Rs.)

IMPORTANT MESSAGES

CURRENT CHARGES (Rs.)

Gas Charges	28,898
Meter Rent	2,500
General Sales Tax	5,652
Withholding Tax @ 4%	
Other Charges	
Less: Provisional Bill Corrections	
Adjustments - Debit	
Adjustments - Credit	

VIEW YOUR GAS BILL ONLINE

آپ اپنا DUPLICATE گیس بل کراچی میں ہی ہے ملاحظہ
www.ssgc.com.pk
سے حاصل کر سکتے ہیں۔ اپنے اخراجات کو کم کرنے کے لئے
Sui Southern Gas Company Limited
1199 پر کال کیجئے

Visit our website at www.ssgc.com.pk to view and download your duplicate gas bill.

For inquiries and assistance, please call 1199. 1199

Sui Southern Gas Company Limited
Block 14, Sir Shah Suleman Road
Gulshan-e-Iqbal, Karachi 75300
SSGC www.ssgc.com.pk

M/S KESC KORANGI TOWN GAS TURBINE (KTGT)
K - Electric Limited
Plot No. 1.,

Customer Number	Total Amount Due	Due Date	After Due Date
7903464064 (3)	124,430,086	16 May 2023	124,430,086

Sui Southern Gas Company Limited

SSGC Block 14, Sir Shah Suleman Road, Gulshan-e-Iqbal, Karachi 75300 www.ssgc.com.pk

KESC SITE GAS TURBINE POWER STATION - 1
K - Electric Limited
Plot No. F-255,
Site Area. (Site Gas Turbine Power Station)

SSGC General Sales Tax Number 02-04-9028-001-19

Billing Group: (A-I1/0108985 /09)

For emergencies and complaints please call 1199

SERVICE WITH A SMILE
Contact your Neighborhood Customer Facilitation Center at:
SIR SHAH SULEMAN ROAD
GULSHAN-E-IQBAL
NEAR CIVIC CENTER. TEL: 99021041

ACCOUNT INFORMATION

Customer Number:	1796310000 (7)
Billing Month	Apr- 2023
Tariff/Customer Class	IND
GST/NTN Number:	1200271600728

Issue Date: 02-May 2023

ACCOUNT SUMMARY AS OF

Previous Balance (Rs.)	Current Charges (Rs.)	Payable Within Due Date (Rs.)	Late Payment Surcharge (Rs.)	Payment After Due Date (Rs.)	Due Date
4,204,775,573	36,751	4,204,812,324		4,204,812,324	16 May 2023

MONTHLY CONSUMPTION

METER INFORMATION

METER No.	CURRENT DATE	CURRENT READING	PREVIOUS DATE	PREVIOUS READING	MEASURED QTY (SCM)
16647825	30-Apr-2023	6566121	31-Mar-2023	6566092	29
RLNG VOL	30-Apr-2023		31-Mar-2023		20 -

SMS CODE	GCV (BTU/SCF)	MMBTU	No. OF MONTHS	PRESSURE	TEMPERATURE
	1010.576669	.322824	01	1	1

BILL & PAYMENT HISTORY

Month	Bill Amount (Rs.)	Payment Date	Amount (Rs.)

BILL CALCULATION

ACTUAL BILL CONSUMPTIVE

COMPUTATION OF CURRENT GAS CHARGES

SLAB	CMs	MMBTU	RATE/ MMBTU (Rs.)	AMOUNT (Rs.)

IMPORTANT MESSAGES

CURRENT CHARGES (Rs.)

Gas Charges	28,145
Meter Rent	3,000
General Sales Tax	5,606
Withholding Tax @ 4%	
Other Charges	
Less: Provisional/Bill Corrections	
Adjustments - Debit	
Adjustments - Credit	

VIEW YOUR GAS BILL ONLINE

آپ اپنا DUPLICATE گیس بل گھر بیٹھے ہماری ایپ ماسٹ
www.ssgc.com.pk
سے حاصل کر سکتے ہیں۔ مزید معلومات اور تشکیلات کے لئے
۱۱۹۹ پر کال کیجئے

Sui Southern Gas Company Limited



Visit our website at www.ssgc.com.pk to view and download your duplicate gas bill.

For inquiries and assistance, please call 1199.

1199

Sui Southern Gas Company Limited
Block 14, Sir Shah Suleman Road
Gulshan-e-Iqbal, Karachi 75300
SSGC www.ssgc.com.pk

M/S KESC SITE GAS TURBINE POWER STATION - 1
K - Electric Limited
Plot No. F-255,

Customer Number	Total Amount Due	Due Date	After Due Date
1796310000 (7)	4,204,812,324	16 May 2023	4,204,812,324

Sui Southern Gas Company Limited

SSGC Block 14, Sir Shah Suleman Road, Gulshan-e-Iqbal, Karachi 75300 www.ssgc.com.pk

SSGC General Sales Tax Number 02-04-9026-001-19

KESC SITE GAS TURBINE POWER STATION - 2
K - Electric Limited
Plot No. F-255,
Site Area, (Site Gas Turbine Power Station)

Billing Group: (A-I1/0108985 /09)

For emergencies and complaints please call 1199

SERVICE WITH A SMILE
Contact your Neighborhood Customer Facilitation Center at:
SIR SHAH SULEMAN ROAD
GULSHAN-E-IQBAL
NEAR CIVIC CENTER. TEL: 99021041

ACCOUNT INFORMATION

Customer Number:	5999978254 (9)
Billing Month	Apr- 2023
Tariff/Customer Class	IND
GST/NTN Number:	1200271600728

Issue Date: 02-May 2023

ACCOUNT SUMMARY AS OF

Previous Balance (Rs.)	Current Charges (Rs.)	Payable Within Due Date (Rs.)	Late Payment Surcharge (Rs.)	Payment After Due Date (Rs.)	Due Date
3,323,524,743	37,050	3,323,561,792		3,323,561,792	16 May 2023

MONTHLY CONSUMPTION

METER INFORMATION

METER No.	CURRENT DATE	CURRENT READING	PREVIOUS DATE	PREVIOUS READING	MEASURED QTY (SCM)
13403410	30-Apr-2023	29131014	31-Mar-2023	29131014	0
RLNG VOL	30-Apr-2023		31-Mar-2023		0 -

SMS CODE	GCV (BTU/SCF)	MMBTU	No. OF MONTHS	PRESSURE	TEMPERATURE
	1010.576669	.0	01	1	1

BILL & PAYMENT HISTORY

Month	Bill Amount (Rs.)	Payment Date	Amount (Rs.)

BILL CALCULATION

ACTUAL BILL CONSUMPTIVE

COMPUTATION OF CURRENT GAS CHARGES

SLAB	CMs	MMBTU	RATE/ MMBTU (Rs.)	AMOUNT (Rs.)

IMPORTANT MESSAGES

CURRENT CHARGES (Rs.)

Gas Charges	28,898
Meter Rent	2,500
General Sales Tax	5,652
Withholding Tax @ 4%	
Other Charges	
Less: Provisional/Bill Corrections	
Adjustments - Debit	
Adjustments - Credit	

VIEW YOUR GAS BILL ONLINE

آپ اپنا DUPLICATE گیس بل گھر بیٹھے ہماری ویب سائٹ
www.ssgc.com.pk
سے حاصل کر سکتے ہیں۔ مزید معلومات اور تفصیلات کے لئے
1199 پر کال کیجئے۔

Sui Southern Gas Company Limited



Visit our website at www.ssgc.com.pk to view and download your duplicate gas bill.

For inquiries and assistance, please call 1199.

1199

Sui Southern Gas Company Limited
Block 14, Sir Shah Suleman Road
Gulshan-e-Iqbal, Karachi 75300
SSGC www.ssgc.com.pk

M/S KESC SITE GAS TURBINE POWER STATION - 2
K - Electric Limited
Plot No. F-255,

Customer Number	Total Amount Due	Due Date	After Due Date
5999978254 (9)	3,323,561,792	16 May 2023	3,323,561,792

Sui Southern Gas Company Limited

SSGC Block 14, Sir Shah Suleman Road, Gulshan-e-Iqbal, Karachi 75300 www.ssgc.com.pk

KESC KORANGI THERMAL POWER STATION (KTPS)
K - Electric Limited
Plot No. 1.,
Ibrahim Haydri,Korangin Creek, Near PAF Base Korangi

SSGC General Sales Tax Number 02-04-9028-001-19

Billing Group: (A-I1/0108985 /09)

For emergencies and complaints please call 1199

SERVICE WITH A SMILE
Contact your Neighborhood Customer Facilitation Center at:
SIR SHAH SULEMAN ROAD
GULSHAN-E-IQBAL
NEAR CIVIC CENTER. TEL: 99021041

ACCOUNT INFORMATION

Customer Number:	5350810000 (4)
Billing Month	Apr- 2023
Tariff/Customer Class	IND
GST/NTN Number:	1200271600728

Issue Date: 02-May 2023

ACCOUNT SUMMARY AS OF

Previous Balance (Rs.)	Current Charges (Rs.)	Payable Within Due Date (Rs.)	Late Payment Surcharge (Rs.)	Payment After Due Date (Rs.)	Due Date
2,391,712	37,640	2,429,352		2,429,352	16 May 2023

MONTHLY CONSUMPTION

METER INFORMATION

METER No.	CURRENT DATE	CURRENT READING	PREVIOUS DATE	PREVIOUS READING	MEASURED QTY (SCM)
MMM00001	30-Apr-2023	1	31-Mar-2023	1	0
RLNG VOL	30-Apr-2023		31-Mar-2023		0 -

SMS CODE	GCV (BTU/SCF)	MMBTU	No. OF MONTHS	PRESSURE	TEMPERATURE
	1008.373334		01	1	1

BILL & PAYMENT HISTORY

Month	Bill Amount (Rs.)	Payment Date	Amount (Rs.)

BILL CALCULATION

ACTUAL BILL CONSUMPTIVE

COMPUTATION OF CURRENT GAS CHARGES

SLAB	CMs	MMBTU	RATE/ MMBTU (Rs.)	AMOUNT (Rs.)

IMPORTANT MESSAGES

CURRENT CHARGES (Rs.)

Gas Charges	28,898
Meter Rent	3,000
General Sales Tax	5,742
Withholding Tax @ 4%	
Other Charges	
Less: Provisional/Bill Corrections	
Adjustments - Debit	
Adjustments - Credit	

VIEW YOUR GAS BILL ONLINE

آپ اپنا DUPLICATE گیس بل گھر بیٹھے ہماری ویب سائٹ
www.ssgc.com.pk
سے حاصل کر سکتے ہیں۔ مزید معلومات اور تکمیلات کے لئے
1199 پر کال کیجئے

Sui Southern Gas Company Limited

Visit our website at www.ssgc.com.pk to view and download your duplicate gas bill.

For inquiries and assistance, please call 1199.

1199

Sui Southern Gas Company Limited
Block 14, Sir Shah Suleman Road
Gulshan-e-Iqbal, Karachi 75300
SSGC www.ssgc.com.pk

M/S KESC KORANGI THERMAL POWER STATION (KTPS)
K - Electric Limited
Plot No. 1.,

Customer Number	Total Amount Due	Due Date	After Due Date
5350810000 (4)	2,429,352	16 May 2023	2,429,352

Sui Southern Gas Company Limited

SSGC Block 14, Sir Shah Suleman Road, Gulshan-e-Iqbal, Karachi 75300 www.ssgc.com.pk

SSGC General Sales Tax Number 02-04-9028-001-19

KESC WEST WHARF GRID STATION
K - Electric Limited
Gr. Floor, BOC Building,
KE House, 39-B, Sunset Boulevard,, DHA-II, Karachi

Billing Group: (A-I1/0108985 /09)

For emergencies and complaints please call 1199

SERVICE WITH A SMILE
Contact your Neighborhood Customer Facilitation Center at:
SIR SHAH SULEMAN ROAD
GULSHAN-E-IQBAL
NEAR CIVIC CENTER. TEL
99021041

ACCOUNT INFORMATION

Customer Number:	0193690545 (2)
Billing Month	Apr- 2023
Tariff/Customer Class	IND
GST/NTN Number:	1200271600728

Issue Date: 02-May 2023

ACCOUNT SUMMARY AS OF

Previous Balance (Rs.)	Current Charges (Rs.)	Payable Within Due Date (Rs.)	Late Payment Surcharge (Rs.)	Payment After Due Date (Rs.)	Due Date
4,478,397	36,460	4,514,857		4,514,857	16 May 2023

MONTHLY CONSUMPTION

METER INFORMATION

METER No.	CURRENT DATE	CURRENT READING	PREVIOUS DATE	PREVIOUS READING	MEASURED QTY (SCM)
14240562	30-Apr-2023	514	31-Mar-2023	514	0
RLNG VOL	30-Apr-2023		31-Mar-2023		0 -

SMS CODE	GCV (BTU/SCF)	MMBTU	No. OF MONTHS	PRESSURE	TEMPERATURE
	1069.493335		01	1	1

BILL & PAYMENT HISTORY

Month	Bill Amount (Rs.)	Payment Date	Amount (Rs.)

BILL CALCULATION

ACTUAL BILL CONSUMPTIVE

COMPUTATION OF CURRENT GAS CHARGES

SLAB	CMs	MMBTU	RATE/ MMBTU (Rs.)	AMOUNT (Rs.)

IMPORTANT MESSAGES

CURRENT CHARGES (Rs.)

Gas Charges	28,898
Meter Rent	2,000
General Sales Tax	5,562
Withholding Tax @ 4%	
Other Charges	
Less: Provisional/Bill Corrections	
Adjustments - Debit	
Adjustments - Credit	

VIEW YOUR GAS BILL ONLINE

آپ اپنا DUPLICATE گیس بل گھر بیٹھے دیکھ سکتے ہیں
www.ssgc.com.pk
سے حاصل کر سکتے ہیں۔ ضبط معلومات اور گائیڈ کے لیے
۱۱۹۹ پر کال کیجیے

Sui Southern Gas Company Limited



Visit our website at www.ssgc.com.pk to view and download your duplicate gas bill.

For inquiries and assistance, please call 1199.

1199

Sui Southern Gas Company Limited
Block 14, Sir Shah Suleman Road
Gulshan-e-Iqbal, Karachi 75300
SSGC www.ssgc.com.pk

M/S KESC WEST WHARF GRID STATION
K - Electric Limited
Gr. Floor, BOC Building,

Customer Number	Total Amount Due	Due Date	After Due Date
0193690545 (2)	4,514,857	16 May 2023	4,514,857

No. OGRA-Fin-28-11(08)/2022 April 13, 2023

Managing Director
Pakistan State Oil Limited,
PSO House, Khayaban-e-Iqbal,
Clifton, Karachi.

Managing Director
Pakistan LNG Limited,
Petroleum House, G-5,
Islamabad.

Subject: Determination of Re-Gasified Liquefied Natural Gas (RLNG) Weighted Average Sale Provisional Price for the Month of April 2023

Dear Sir,

Reference SNGPL's letter No. RA-LNG-12-23 dated 07-4-2023 regarding submission of monthly RLNG price data / computation for month of April 2023.

2. In pursuance of the approval of the Authority and in accordance with the Federal Government decision regarding "RLNG Allocation, Pricing and Associated Matters" and advice from Ministry of Energy regarding weighted average sale price dated January 22, 2018, RLNG Weighted Average Sale prices for the month of April 2023 has been computed as attached at Annexure-A and Annexure- B.

Best Regards,

OIL & GAS REGULATORY AUTHORITY ISSUED 13 APR 2023 ISLAMABAD

(Dr. Abdul Basit Qureshi)
Registrar
For and behalf of Authority

Cc to: 1. Managing Director, SSGCL, St-4-B, Block 14, Sir Shah Suleman Road, Gulshan-e-Iqbal, Karachi.
2. Managing Director, SNGPL, 21-Kashmir Road, Gas House, Lahore.

COMPUTATION OF WEIGHTED AVERAGE RLNG PRICE FOR SNGPL APRIL 2023 Annex: A

Particulars	Unit	(SNGPL APRIL 2023)			
		Transmission		Distribution	
		PSO	PLL	PSO	PLL
No. of Cargos		9	1	9	1
Quantity Received	MMBTU	28,890,000	1,467,500	28,890,000	1,467,500
Retainage PSO @ 0.915 % and PLL @ 0.49%		231,336	7,191	231,336	7,191
Quantity Delivered at Terminal		28,118,664	1,460,309	28,118,664	1,460,309
Transmission Loss SNGPL @ 0.38%		106,851	5,549		
Distribution Loss SNGPL @ 7.86%				2,715,327	114,780
Total Loss including Retainage		338,187	12,740	2,441,468	121,971
Stage Losses		1.19%	0.87%	8.61%	8.31%
Quantity available for Sale		28,011,813	1,454,760	25,908,587	1,345,529
LNG Price (DES)	US $/MMBTU	10.1820	9.9823	10.1820	9.9823
PSO/ PLL other imports related costs		0.7529	0.6820	0.7529	0.6820
PSO / PLL margin (@ 2.50%)		0.2546	0.2496	0.2546	0.2496
Terminal Charges		0.4601	0.5679	0.4601	0.5679
RLNG Cost		11.6496	11.4812	11.6496	11.4812
Retainge volume adjustment		0.0958	0.0565	0.0958	0.0565
T & D volume adjustment		0.0448	0.0440	1.0020	0.9849
LSA management fee		0.0250	0.0250	0.0250	0.0250
Cost of supply -SNGPL		0.3568	0.3568	0.3568	0.3568
Cost of supply -SSGCL		0.1134	0.1134	0.1134	0.1134
Total RLNG price without GST		12.2855	12.0769	13.1427	13.0332
Quantity available for sale	MMBTU	28,011,813	1,454,760	25,908,587	1,345,529
Total cost of RLNG	US $	344,189,483	17,563,105	348,089,330	17,515,124
sum of Total RLNG cost (PSO & PLL)	US $	361,708,588		360,614,454	
sum of quantity available for sale (PSO& PLL)	MMBTU	29,466,573		27,254,066	
Weighted Average Sale Price without GST	US $/MMBTU	12.2753		13.2316	

Notes:

i.

Calculation of LNG DES Price	PSO		PLL					
No. of Cargoes	6	3	1					
Quantity (No. MMBTU)	18,900,000	9,990,000	3,200,000					
Brent-Jan-23	83.9529	83.9528	83.9528					
Brent-Feb 23	83.5155	83.5155	83.5155					
Brent-Mar 23	79.2132	79.2132	79.2132					
Brent, m	82.2368	82.2368	82.2368					
Slope	13.27%	10.26%	13.28%					
CP = Slope x Brent, m	10.9137	8.8871	9.9823					
Average DES (FOB) / MMBTU	10.1248		9.9823					
Port Charges (in the centre of limit borne by LNG supplier)	0.06720		0.0000					
DES Price DSD / MMBTU	10.1820		9.9823					

i. Average cost of supply has been taken on provisional basis as per REIIR-FY 2022-23

ii. The figure of Retainage has been taken provisionally subject to adjustment upon actual figure.

iii. UFG has been incorporated on provisional basis @ 0.38% in respect of transmission and @ 7.86% in respect of Transmission & Distribution as per SNGPL claim in respect of Review of Estimated Revenue Requirement FY 2021-22, subject to adjustment upon actual figure.

iv. The above prices have been computed on the basis of data provided by M/s PSO & M/s PLL. The parties (SNGPL, SSGCL, PSO & PLL) shall scrutinize the same on the basis of evidences before making payments as per their mutual agreements.

COMPUTATION OF WEIGHTED AVERAGE RLNG PRICE FOR SSGC: APRIL 2023 **Annex: B**

Particulars	Unit	(SSGC APRIL 2023)			
		Transmission		Distribution	
		PSO	PIL	PSO	PIL
No. of Cargos		3	1	3	1
Quantity Received	MMBTU	28,350,000	1,467,000	28,350,000	1,467,000
Retsinage PSO @ 0.845 % and PIL @ 0.48%		231,936	7,191	231,936	7,191
Quantity Delivered at Terminal		28,118,064	1,459,809	28,118,064	1,459,809
Transmission loss SSGCL @ 0.12%		33,742	1,752		
Distribution Loss SSGCL @ 12.32%				3,497,218	179,930
Total Loss including Retsinage		265,678	8,943	3,729,154	187,121
Wage Losses		0.94%	0.61%	13.04%	12.76%
Quantity available for Sale		28,086,322	1,458,857	24,654,845	1,280,879
LNG Price (DES)	US $ /MMBTU	10.1820	9.9825	10.1820	9.9825
PSO/ PIL other imports related costs		0.7529	0.6920	0.7529	0.6920
PSO / PIL margin (@ 2.80%)		0.2546	0.2496	0.2546	0.2496
Terminal Charges		0.4601	0.5673	0.4601	0.5673
RLNG Cost		11.6496	11.4913	11.6496	11.4913
Retsinge volume adjustment		0.0958	0.0965	0.0958	0.0965
T & D volume adjustment		0.0142	0.0139	1.4504	1.4212
LSA management fee		0.0250	0.0250	0.0250	0.0250
Cost of supply -SNGPL					
Cost of supply -SSGCL		0.0710	0.0710	0.0710	0.0710
Total RLNG price without GST		11.8556	11.6878	13.4864	13.2548
Quantity available for Sale	MMBTU	28,086,322	1,458,857	24,654,845	1,280,879
Total cost of RLNG	US $	327,962,479	16,986,896	327,631,878	16,971,516
sum of Total RLNG cost (PSO & PIL)	US $	344,951,153		344,603,371	
sum of quantity available for sale (PSO& PIL)	MMBTU	29,543,479		25,934,844	
Weighted Average Sale Price without GST	US $/ MMBTU	11.6869		13.4800	

Notes:

1. Calculation of LNG DES Price	PSO		PIL					
No. of Cargoes	3	2	1					
Quantity (No. MMBTU)	18,900,000	9,450,000	3,258,065					
Brent-Jan-23	85.0529	85.0529	85.0529					
Brent-Feb 23	83.5195	83.5195	83.5195					
Brent-Mar 23	79.2122	79.2122	79.2122					
Brent, m	82.7266	82.7266	82.7266					
Slope	13.5794	10.2063	13.5794					
CP = Slope x Brent, m	10.9937	8.5401	9.9825					
Average DES	10.1820		9.9825					
Port Charges (in the means of Switchers by LNG supplier)	0.05750		0.0920					
DES Price US$ / MMBTU	10.1820		9.9825					

i Average cost of supply has been taken on provisional basis as per RERR-FY 2022-23

ii The figure of Retsinage has been taken provisionally subject to adjustment upon actual figure

iii. UFG has been incorporated on provisional basis @ 0.12% in respect of transmission and @ 12.32% in respect of Transmission & Distribution as per SSGCL claim in respect of Review of Estimated Revenue Requirement FY 2021-22, subject to adjustment upon actual figure.

iv. The above prices have been computed on the basis of data provided by M/s PSO & M/s PIL. The parties (SNGPL, SSGCL, PSO & PIL) shall scrutinize the same on the basis of evidences before making payments as per their mutual agreements.

K-Electric Limited

RLNG Bill Summary - April 2023

Description	MMBTUs (As per Bills)	Cubic Meters	GCV AS PER BILLS	MMCF	MMCFD	Amount (excluding Meter rent)	Rs/ MMBTU
BIN QASIM-I							
Run - 1 7934380000	-	-	-	-	-	-	-
Run - 2 2044380000	-	-	-	-	-	-	-
Run - 3 5044380000	-	-	-	-	-	-	-
Run - 4 1044380000	-	-	-	-	-	-	-
Run - 5 4044380000	-	-	-	-	-	-	-
Run - 6 9934380000	38,236.553	1,073,289	1,003.710	38.095	1.270	146,970,603	3,843.72
Total	38,236.553	1,073,289	1,003.710	38.095	1.270	146,970,603	3,843.72
BIN QASIM COMBINED CYCLE POWER PLANT-II							
Run - 7 0551223410	-	-	-	-	-	-	-
Run - 8 0424859959	210,550.509	5,910,092	1,003.710	209.772	6.992	809,297,201	3,843.72
Run - 9 1463452993	216,227.161	6,069,434	1,003.710	215.428	7.181	831,116,664	3,843.72
Run - 10 1339600597	222,446.534	6,244,010	1,003.710	221.624	7.387	855,022,192	3,843.72
Run - 11 3188266041				-	-	-	-
Total	649,224.204	18,223,536	1,003.710	646.824	21.561	2,495,436,057	3,843.72
KORANGI TOWN GAS TURBNE-II							
KTGTPS - 1 6322910000	59.504	1,749	958.523	0.062	0.002	228,717	3,843.72
KTGTPS - 2 4655415095	-	-	-	-	-	-	-
Total	59.504	1,749	958.523	0.062	0.002	228,717	3,843.72
SITE GAS TURBINE-II						3,843	
SGTPS - 1 1796310000	0.717	20	1,010.577	0.001	0.000	2,757	3,843.72
SGTPS - 2 5999978254	-	-	-	-	-	-	-
Total	0.717	20	-	0.001	-	2,757	3,843.72
KORANGI COMBINED CYCLE POWER PLANT							
KTPS - 1 8688117075	389.801	10,891	1,008.373	0.387	0.013	1,498,286	3,843.72
KTPS - 2 7070404620	402.936	11,258	1,008.373	0.400	0.013	1,548,774	3,843.72
Total	792.737	22,149	1,008.373	0.786	0.026	3,047,060	3,843.72
Total KE Generating Stations	**688,313.715**	**19,320,743**	**1,003.711**	**685.769**	**22.859**	**2,645,685,194**	**3,843.72**
					GST	476,223,335	
					SSGC RLNG Billed	3,121,908,529	

Sui Southern Gas Company Limited

SSGC Block 14, Sir Shah Suleman Road, Gulshan-e-Iqbal, Karachi 75300 www.ssgc.com.pk

KESC BIN QASIM (RUN 08)
K - Electric Limited
Plot No.EZ/1/1,
Bin Qasim, Karachi

SSGC General Sales Tax Number 02-04-9028-001-19

Billing Group: (A-I1/0108985 /12)

For emergencies and complaints please call 1199

SERVICE WITH A SMILE
Contact your Neighborhood Customer Facilitation Center at:
SIR SHAH SULEMAN ROAD
GULSHAN-E-IQBAL
NEAR CIVIC CENTER. TEL: 99021041

ACCOUNT INFORMATION

Customer Number:	0424859959 (1)
Billing Month	Apr 2023
Tariff/Customer Class	IND
GST/NTN Number:	1200271600728

Issue Date: 02 May 23

ACCOUNT SUMMARY AS OF

Previous Balance (Rs.)	Current Charges (Rs.)	Payable Within Due Date (Rs.)	Late Payment Surcharge (Rs.)	Payment After Due Date (Rs.)	Due Date
	954,970,697	954,970,697	14,324,560	969,295,258	04 May 23

MONTHLY CONSUMPTION

METER INFORMATION

METER No.	CURRENT DATE	CURRENT READING	PREVIOUS DATE	PREVIOUS READING	MEASURED QTY (SCM)
25093850	30 Apr 2023		01 Apr 2023		5,910,092

SMS CODE	GCV (BTU/SCF)	MMBTU	No. OF DAYS	PRESSURE	TEMP
	1003.710001	210,550.50862		1	1

BILL & PAYMENT HISTORY

Month	Bill Amount (Rs.)	Payment Date	Amount (Rs.)

BILL CALCULATION

Tariff $ = 285.14

Tariff Rs. 3843.72

COMPUTATION OF CURRENT GAS CHARGES

SLAB	CMs	MMBTU	RATE/ MMBTU (Rs.)	AMOUNT (Rs.)

Adjustment

IMPORTANT MESSAGES

CURRENT CHARGES (Rs.)

Gas Charges	809,297,201
Meter Rent	
General Sales Tax	145,673,496
Withholding Tax @ 4%	
Other Charges	
Less: Provisional/Bill Corrections	
Adjustments - Debit	
Adjustments - Credit	

VIEW YOUR GAS BILL ONLINE

آپ اپنا DUPLICATE گیس بل گھر بیٹھے ہماری ویب سائٹ
www.ssgc.com.pk
سے حاصل کر سکتے ہیں۔ مزید معلومات اور تفصیلات کے لئے
1199 پر کال کیجئے

Sui Southern Gas Company Limited



Visit our website at www.ssgc.com.pk to view and download your duplicate gas bill.

For inquiries and assistance, please call 1199.

1199

Sui Southern Gas Company Limited
Block 14, Sir Shah Suleman Road
Gulshan-e-Iqbal, Karachi 75300
SSGC www.ssgc.com.pk

M/S KESC BIN QASIM (RUN 08)
K - Electric Limited
Plot No.EZ/1/1,

Customer Number	Total Amount Due	Due Date	After Due Date
0424859959 (1)	954,970,697	04 May 23	969,295,258

Sui Southern Gas Company Limited

SSGC Block 14, Sir Shah Suleman Road, Gulshan-e-Iqbal, Karachi 75300 www.ssgc.com.pk

SSGC General Sales Tax Number 02-04-0028-001-19

KESC BIN QASIM (RUN 09)
K - Electric Limited
Plot No.EZ/1/1,
Bin Qasim, Karachi

Billing Group: (A-11/0108985 /12)

For emergencies and complaints please call 1199

SERVICE WITH A SMILE
Contact your Neighborhood Customer Facilitation Center at:
SIR SHAH SULEMAN ROAD
GULSHAN-E-IQBAL
NEAR CIVIC CENTER TEL: 99021041

ACCOUNT INFORMATION

Customer Number:	1463452993 (8)
Billing Month	Apr 2023
Tariff/Customer Class	IND
GST/NTN Number:	1200271600728

Issue Date: 02 May 23

ACCOUNT SUMMARY AS OF

Previous Balance (Rs.)	Current Charges (Rs.)	Payable Within Due Date (Rs.)	Late Payment Surcharge (Rs.)	After Due Date (Rs.)	Due Date
	980,717,664	980,717,664	14,710,765	995,428,429	04 May 23

MONTHLY CONSUMPTION

METER INFORMATION

METER No.	CURRENT DATE	CURRENT READING	PREVIOUS DATE	PREVIOUS READING	MEASURED QTY (SCM)
25093848	30 Apr 2023		01 Apr 2023		6,069,434

SMS CODE	GCV (BTU/SCF)	MMBTU	No. OF DAYS	PRESSURE	TEMP
	1003.710001	216,227.16122		1	1

BILL & PAYMENT HISTORY

Month	Bill Amount (Rs.)	Payment Date	Amount (Rs.)

BILL CALCULATION

Tariff $ = 285.14

Tariff Rs. 3843.72

CONSTITUATION OF CURRENT GAS CHARGES

SLAB	CMs	MMBTU	RATE/ MMBTU (Rs.)	AMOUNT (Rs.)

Adjustment

IMPORTANT MESSAGES

CURRENT CHARGES (Rs.)

Gas Charges	831,116,664
Meter Rent	
General Sales Tax	149,601,000
Withholding Tax @ 4%	
Other Charges	
Less: Provisional/Bill Corrections	
Adjustments - Debit	
Adjustments - Credit	

VIEW YOUR GAS BILL ONLINE

آپ اپنا DUPLICATE گیس بل گھر بیٹھے آن لائن حاصل کر سکتے ہیں۔
www.ssgc.com.pk
سے حاصل کر سکتے ہیں۔ نیز معلومات اور شکایات کے لیے
Sui Southern Gas Company Limited
1199 پر کال کیجیے۔

Visit our website at www.ssgc.com.pk to view and download your duplicate gas bill.

For inquiries and assistance, please call 1199.

1199

Sui Southern Gas Company Limited
Block 14, Sir Shah Suleman Road
Gulshan-e-Iqbal, Karachi 75300
SSGC www.ssgc.com.pk

M/S KESC BIN QASIM (RUN 09)
K - Electric Limited
Plot No.EZ/1/1,

Customer Number	Total Amount Due	Due Date	After Due Date
1463452993 (8)	980,717,664	04 May 23	995,428,429

Sui Southern Gas Company Limited

SSGC Block 14, Sir Shah Suleman Road, Gulshan-e-Iqbal, Karachi 75300 www.ssgc.com.pk

SSGC General Sales Tax Number 02-04-9028-001-19

KESC BIN QASIM (RUN 10)
K - Electric Limited
Plot No.EZ/1/1,
Bin Qasim, Karachi

Billing Group: (A-I1/0108985 /12)

For emergencies and complaints please call 1199

SERVICE WITH A SMILE
Contact your Neighborhood Customer Facilitation Center at:
SIR SHAH SULEMAN ROAD
GULSHAN-E-IQBAL
NEAR CIVIC CENTER TEL: 99021041

ACCOUNT INFORMATION

Customer Number:	1339600597 (0)
Billing Month	Apr 2023
Tariff/Customer Class	IND
GST/NTN Number:	1200271600728

Issue Date: 02 May 23

ACCOUNT SUMMARY AS OF

Previous Balance (Rs.)	Current Charges (Rs.)	Payable Within Due Date (Rs.)	Late Payment Surcharge (Rs.)	Payable After Due Date (Rs.)	Due Date
	1,008,926,186	1,008,926,186	15,133,893	1,024,060,079	04 May 23

MONTHLY CONSUMPTION

METER INFORMATION

METER No.	CURRENT DATE	CURRENT READING	PREVIOUS DATE	PREVIOUS READING	MEASURED QTY (SCM)
25093841	30 Apr 2023		01 Apr 2023		6,244,010

SMS CODE	GCV (BTU/SCF)	MMBTU	No. OF DAYS	PRESSURE	TEMP
	1003.710001	222,446.53405		1	1

BILL & PAYMENT HISTORY

Month	Bill Amount (Rs.)	Payment Date	Amount (Rs.)

BILL CALCULATION

Tariff $ = 285.14

Tariff Rs. 3843.72

COMPUTATION OF CURRENT GAS CHARGES

SLAB	CMs	MMBTU	RATE/ MMBTU (Rs.)	AMOUNT (Rs.)

Adjustment

IMPORTANT MESSAGES

CURRENT CHARGES (Rs.)

Gas Charges	855,022,192
Meter Rent	
General Sales Tax	153,903,995
Witholding Tax @ 4%	
Other Charges	
Less: Provisional/Bill Corrections	
Adjustments - Debit	
Adjustments - Credit	

VIEW YOUR GAS BILL ONLINE

آپ کا DUPLICATE گیس بل گھر بیٹھے ہماری ویب سائٹ
www.ssgc.com.pk
سے حاصل کرنے کے لیے ہمارے صارفین کی تکلیف دور کرنے کے لئے
1199 پر کال کیجیے

Sui Southern Gas Company Limited

Visit our website at www.ssgc.com.pk to view and download your duplicate gas bill.

For inquiries and assistance, please call 1199

1199

Sui Southern Gas Company Limited
Block 14, Sir Shah Suleman Road
Gulshan-e-Iqbal, Karachi 75300
SSGC www.ssgc.com.pk

M/S KESC BIN QASIM (RUN 10)
K - Electric Limited
Plot No.EZ/1/1,

Customer Number	Total Amount Due	Due Date	After Due Date
1339600597 (0)	1,008,926,186	04 May 23	1,024,060,079

Sui Southern Gas Company Limited

SSGC Block 14, Sir Shah Suleman Road, Gulshan-e-Iqbal, Karachi 75300 www.ssgc.com.pk

KESC BIN QASIM (RUN 06)
K - Electric Limited
Plot No.EZ/1/1,
Bin Qasim, Karachi

SSGC General Sales Tax Number 02-04-9028-001-19

Billing Group: (A-I1/0108985 /12)

For emergencies and complaints please call 1199

SERVICE WITH A SMILE
Contact your Neighborhood Customer Facilitation Center at:
SIR SHAH SULEMAN ROAD
GULSHAN-E-IQBAL
NEAR CIVIC CENTER. TEL: 99021041

ACCOUNT INFORMATION

Customer Number:	9934380000 (1)
Billing Month	Apr 2023
Tariff/Customer Class	IND
GST/NTN Number:	1200271600728

Issue Date: 02 May 23

ACCOUNT SUMMARY AS OF

Previous Balance (Rs.)	Current Charges (Rs.)	Payable Within Due Date (Rs.)	Late Payment Surcharge (Rs.)	Payment After Due Date (Rs.)	Due Date
	173,425,311	173,425,311	2,601,380	176,026,691	04 May 23

MONTHLY CONSUMPTION

METER INFORMATION

METER No.	CURRENT DATE	CURRENT READING	PREVIOUS DATE	PREVIOUS READING	MEASURED QTY (SCM)
18143197	30 Apr 2023		01 Apr 2023		1,073,289

SMS CODE	GCV (BTU/SCF)	MMBTU	No. OF DAYS	PRESSURE	TEMP
	1003.710001	38,236.552806		1	1

BILL & PAYMENT HISTORY

Month	Bill Amount (Rs.)	Payment Date	Amount (Rs.)

BILL CALCULATION

Tariff $ = 285.14

Tariff Rs. 3843.72

COMPUTATION OF CURRENT GAS CHARGES

SLAB	CMs	MMBTU	RATE/ MMBTU (Rs.)	AMOUNT (Rs.)

Adjustment

IMPORTANT MESSAGES

CURRENT CHARGES (Rs.)

Gas Charges	146,970,609
Meter Rent	
General Sales Tax	26,454,708
Withholding Tax @ 4%	
Other Charges	
Less: Provisional/Bill Corrections	
Adjustments - Debit	
Adjustments - Credit	

VIEW YOUR GAS BILL ONLINE

آپ اپنا DUPLICATE گیس بل گھر بیٹھے ہماری ویب سائٹ
www.ssgc.com.pk
سے حاصل کر سکتے ہیں۔ نیز معلومات اور تفصیلات کے لیے
۱۱۹۹ پر کال کیجیے۔

Sui Southern Gas Company Limited

Visit our website at www.ssgc.com.pk to view and download your duplicate gas bill.

For inquiries and assistance, please call 1199.

1199

Sui Southern Gas Company Limited
Block 14, Sir Shah Suleman Road
Gulshan-e-Iqbal, Karachi 75300
SSGC www.ssgc.com.pk

M/S KESC BIN QASIM (RUN 06)
K - Electric Limited
Plot No.EZ/1/1,

Customer Number	Total Amount Due	Due Date	After Due Date
9934380000 (1)	173,425,311	04 May 23	176,026,691

Sui Southern Gas Company Limited

SSGC Block 14, Sir Shah Suleman Road, Gulshan-e-Iqbal, Karachi 75300 www.ssgc.com.pk

SSGC General Sales Tax Number 02-04-9028-001-19

KESC KORANGI THERMAL POWER STATION (KTPS)
K - Electric Limited
Plot No. 1.,
Ibrahim Haydri,Korangin Creek, Near PAF Base Korangi

Billing Group: (A-I1/0108985 /12)

For emergencies and complaints please call 1199

SERVICE WITH A SMILE
Contact your Neighborhood Customer Facilitation Center at:
SIR SHAH SULEMAN ROAD
GULSHAN-E-IQBAL
NEAR CIVIC CENTER TEL: 99021041

ACCOUNT INFORMATION

Customer Number:	8688117075 (6)
Billing Month	Apr 2023
Tariff/Customer Class	IND
GST/NTN Number:	1200271600728

Issue Date: 02 May 23

ACCOUNT SUMMARY AS OF

Previous Balance (Rs.)	Current Charges (Rs.)	Payable Within Due Date (Rs.)	Late Payment Surcharge (Rs.)	Payment After Due Date (Rs.)	Due Date
	1,767,977	1,767,977	26,520	1,794,497	04 May 23

MONTHLY CONSUMPTION

METER INFORMATION

METER No.	CURRENT DATE	CURRENT READING	PREVIOUS DATE	PREVIOUS READING	MEASURED QTY (SCM)
16384818	30 Apr 2023		01 Apr 2023		10,891

SMS CODE	GCV (BTU/SCF)	MMBTU	No. OF DAYS	PRESSURE	TEMP
	1008.373334	389.800967		1	1

BILL & PAYMENT HISTORY

Month	Bill Amount (Rs.)	Payment Date	Amount (Rs.)

BILL CALCULATION

Tariff $ = 285.14

Tariff Rs. 3843.72

COMPUTATION OF CURRENT GAS CHARGES

SLAB	CMs	MMBTU	RATE/ MMBTU (Rs.)	AMOUNT (Rs.)

Adjustment

IMPORTANT MESSAGES

CURRENT CHARGES (Rs.)

Gas Charges	1,498,286
Meter Rent	
General Sales Tax	269,691
Withholding Tax @ 4%	
Other Charges	
Less: Provisional/Bill Corrections	
Adjustments - Debit	
Adjustments - Credit	

VIEW YOUR GAS BILL ONLINE

آپ اپنا DUPLICATE گیس بل گھر بیٹھے ہماری ویب سائٹ
www.ssgc.com.pk
سے حاصل کر سکتے ہیں۔ مزید معلومات اور تفصیلات کے لئے
1199 پر کال کیجئے

Sui Southern Gas Company Limited



Visit our website at www.ssgc.com.pk to view and download your duplicate gas bill.

For inquiries and assistance, please call 1199.

1199

Sui Southern Gas Company Limited
Block 14, Sir Shah Suleman Road
Gulshan-e-Iqbal, Karachi 75300
SSGC www.ssgc.com.pk

M/S KESC KORANGI THERMAL POWER STATION (KTPS)
K - Electric Limited
Plot No. 1.,

Customer Number	Total Amount Due	Due Date	After Due Date
8688117075 (6)	1,767,977	04 May 23	1,794,497

Sui Southern Gas Company Limited

SSGC Block 14, Sir Shah Suleman Road, Gulshan-e-Iqbal, Karachi 75300 www.ssgc.com.pk

SSGC General Sales Tax Number 02-04-6028-001-15

KESC KORANGI THERMAL POWER STATION (KTPS)
K - Electric Limited
Plot No. 1.,
Ibrahim Haydri Korangin Creek, Near PAF Base Korangi

Billing Group: (A-II/0108985 /12)

For emergencies and complaints please call 1199

SERVICE WITH A SMILE
Contact your Neighborhood Customer Facilitation Center at:
SIR SHAH SULEMAN ROAD
GULSHAN-E-IQBAL
NEAR CIVIC CENTER. TEL: 99021041

CONSUMER INFORMATION

Customer Number:	7070404620 (3)
Billing Month	Apr 2023
Tariff/Customer Class	IND
GST/NTN Number:	1200271600728

Issue Date: 02 May 23

ACCOUNT SUMMARY AS OF

Previous Balance (Rs.)	Current Charges (Rs.)	Payable Within Due Date (Rs.)	Late Payment Surcharge (Rs.)	Payable After Due Date (Rs.)	Due Date
	1,827,554	1,827,554	27,413	1,854,967	04 May 23

MONTHLY CONSUMPTION

METER INFORMATION

METER No.	CURRENT DATE	CURRENT READING	PREVIOUS DATE	PREVIOUS READING	MEASURED QTY (SCM)
16392828	30 Apr 2023		01 Apr 2023		11,258

SMS CODE	GCV (BTU/SCF)	MMBTU	No. OF DAYS	PRESSURE	TEMP
	1008.373334	402.936304		1	1

BILL & PAYMENT HISTORY

Month	Bill Amount (Rs.)	Payment Date	Amount (Rs.)

BILL CALCULATION

Tariff $ = 285.14

Tariff Rs. 3843.72

CONSUMPTION OF CURRENT GAS CHARGES

SLAB	CMs	MMBTU	RATE/ MMBTU (Rs.)	AMOUNT (Rs.)

Adjustment

IMPORTANT MESSAGES

CURRENT CHARGES (Rs.)

Gas Charges	1,548,774
Meter Rent	
General Sales Tax	278,779
Withholding Tax @ 4%	
Other Charges	
Less: Provisional/Bill Corrections	
Adjustments - Debit	
Adjustments - Credit	

VIEW YOUR GAS BILL ONLINE

آپ اپنا DUPLICATE گیس بل یہاں سے حاصل کر سکتے ہیں
www.ssgc.com.pk
سے حاصل کر سکتے ہیں۔ مزید معلومات اور رہنمائی کے لیے
Sui Southern Gas Company Limited 1199 پر کال کیجیے

Visit our website at www.ssgc.com.pk to view and download your duplicate gas bill.

For inquiries and assistance, please call 1199. 1199

Sui Southern Gas Company Limited
Block 14, Sir Shah Suleman Road
Gulshan-e-Iqbal, Karachi 75300
SSGC www.ssgc.com.pk

M/S KESC KORANGI THERMAL POWER STATION (KTPS)
K - Electric Limited
Plot No. 1.,

Customer Number	Total Amount Due	Due Date	After Due Date
7070404620 (3)	1,827,554	04 May 23	1,854,967

Sui Southern Gas Company Limited

SSGC Block 14, Sir Shah Suleman Road, Gulshan-e-Iqbal, Karachi 75300 www.ssgc.com.pk

KESC KORANGI TOWN GAS TURBINE (KTGT)
K - Electric Limited
Plot No. 1.,
Sector-19 Korangi Industrial Area, NC 376 Deh Fai Tappo Landhi

SSGC General Sales Tax Number 02-04-0028-001-19

Billing Group: (A-I1/0108985 /12)

For emergencies and complaints please call 1199

SERVICE WITH A SMILE
Contact your Neighborhood Customer Facilitation Center at:
SIR SHAH SULEMAN ROAD
GULSHAN-E-IQBAL
NEAR CIVIC CENTER. TEL: 99021041

Account Information

Customer Number:	6322910000 (1)
Billing Month	Apr 2023
Tariff/Customer Class	IND
GST/NTN Number:	1200271600728

Issue Date: 02 May 23

ACCOUNT SUMMARY AS OF

Previous Balance (Rs.)	Current Charges (Rs.)	Payable Within Due Date (Rs.)	Late Payment Surcharge (Rs.)	Payable After Due Date (Rs.)	Due Date
	269,886	269,886	4,048	273,934	04 May 23

MONTHLY CONSUMPTION

METER INFORMATION

METER No.	CURRENT DATE	CURRENT READING	PREVIOUS DATE	PREVIOUS READING	MEASURED QTY (SCM)
16128823	30 Apr 2023		01 Apr 2023		1,749

SMS CODE	GCV (BTU/SCF)	MMBTU	No. OF DAYS	PRESSURE	TEMP
	958.523331	59.504019		1	1

BILL & PAYMENT HISTORY

Month	Bill Amount (Rs.)	Payment Date	Amount (Rs.)

BILL CALCULATION

Tariff $ = 285.14

Tariff Rs. 3843.72

COMPUTATION OF CURRENT GAS CHARGES

SLAB	CMs	MMBTU	RATE/ MMBTU (Rs.)	AMOUNT (Rs.)

Adjustment

IMPORTANT MESSAGES

CURRENT CHARGES (Rs.)

Gas Charges	228,717
Meter Rent	
General Sales Tax	41,169
Withholding Tax @ 4%	
Other Charges	
Less: Provisional/Bill Corrections	
Adjustments - Debit	
Adjustments - Credit	

VIEW YOUR GAS BILL ONLINE

آپ کا DUPLICATE گیس بل حاصل کرنے کیلئے ملاحظہ کیجئے
www.ssgc.com.pk
سے حاصل کر سکتے ہیں۔ مزید معلومات کیلئے
Sui Southern Gas Company Limited
1199 پر کال کیجئے



Visit our website at www.ssgc.com.pk to view and download your duplicate gas bill.

For inquiries and assistance, please call 1199.

1199

Sui Southern Gas Company Limited
Block 14, Sir Shah Suleman Road
Gulshan-e-Iqbal, Karachi 75300
SSGC www.ssgc.com.pk

M/S KESC KORANGI TOWN GAS TURBINE (KTGT)
K - Electric Limited
Plot No. 1.,

Customer Number	Total Amount Due	Due Date	After Due Date
6322910000 (1)	269,886	04 May 23	273,934

Sui Southern Gas Company Limited

SSGC Block 14, Sir Shah Suleman Road, Gulshan-e-Iqbal, Karachi 75300 www.ssgc.com.pk

SSGC General Sales Tax Number 02-04-9028-001-19

KESC SITE GAS TURBINE POWER STATION - 1
K - Electric Limited
Plot No. F-255,
Site Area, (Site Gas Turbine Power Station)

Billing Group: (A-I1/0108985 /12)

For emergencies and complaints please call 1199

SERVICE WITH A SMILE
Contact your Neighborhood Customer Facilitation Center at:
SIR SHAH SULEMAN ROAD
GULSHAN-E-IQBAL
NEAR CIVIC CENTER. TEL: 99021041

ACCOUNT INFORMATION

Customer Number:	1796310000 (7)
Billing Month	A. : 2023
Tariff/Customer Class	IND
GST/NTN Number:	1200271600728

Issue Date: 02 May 23

ACCOUNT SUMMARY AS OF

Previous Balance (Rs.)	Current Charges (Rs.)	Payable Within Due Date (Rs.)	Late Payment Surcharge (Rs.)	Payment After Due Date (Rs.)	Due Date
	3,254	3,254	49	3,303	04 May 23

MONTHLY CONSUMPTION

METER INFORMATION

METER No.	CURRENT DATE	CURRENT READING	PREVIOUS DATE	PREVIOUS READING	MEASURED QTY (SCM)
16647825	30 Apr 2023		01 Apr 2023		20

SMS CODE	GCV (BTU/SCF)	MMBTU	No. OF DAYS	PRESSURE	TEMP
	1010.576669	.717386		1	1

BILL & PAYMENT HISTORY

Month	Bill Amount (Rs.)	Payment Date	Amount (Rs.)

BILL CALCULATION

Tariff $ = 285.14

Tariff Rs. 3843.72

COMPUTATION OF CURRENT GAS CHARGES

SLAB	CMs	MMBTU	RATE/ MMBTU (Rs.)	AMOUNT (Rs.)

Adjustment

IMPORTANT MESSAGES

CURRENT CHARGES (Rs.)

Gas Charges	2,757
Meter Rent	
General Sales Tax	496
Withholding Tax @ 4%	
Other Charges	
Less: Provisional/Bill Corrections	
Adjustments - Debit	
Adjustments - Credit	

VIEW YOUR GAS BILL ONLINE

آپ اپنا DUPLICATE گیس بل گھر بیٹھے ہماری ویب سائٹ
www.ssgc.com.pk
سے حاصل کر سکتے ہیں۔ نیز معلومات اور تفصیلات کے لئے
۱۱۹۹ پر کال کیجئے

Sui Southern Gas Company Limited

Visit our website at www.ssgc.com.pk to view and download your duplicate gas bill.

For inquiries and assistance, please call 1199.

1199

Sui Southern Gas Company Limited
Block 14, Sir Shah Suleman Road
Gulshan-e-Iqbal, Karachi 75300
SSGC www.ssgc.com.pk

M/S KESC SITE GAS TURBINE POWER STATION - 1
K - Electric Limited
Plot No. F-255,

Customer Number	Total Amount Due	Due Date	After Due Date
1796310000 (7)	3,254	04 May 23	3,303

K-Electric Limted

PLL Costing - April 2023

Period	Power Plant	Cost per MMBTU (USD)	Exchange Rate	MMBTU	MMBTU	Cost (Million PKR)	GST	Total Cost (Million PKR)	Cost per MMBTU (PKR)
1st Billing Cycle	BQPS II	11.5656	287.45	484.19	515,959.03	1,715.322160	308.76	2,024.080	3,324.53
1st to 10th Apr	BQPS III	11.5656	287.45	621.67	656,371.44	2,182.127671	392.78	2,574.911	3,324.53
	Sub-total	**11.5656**	**287.45**	**1,105.85**	**1,172,330**	**3,897.450**	**701.54**	**4,598.99**	**3,324.53**
2nd Billing Cycle	BQPS II	11.5656	283.90	452.51	501,791	1,647.62	296.57	1,944.19	3,283.47
11th to 20th Apr	BQPS III	11.5656	283.90	923.28	1,010,247	3,317.12	597.08	3,914.20	3,283.47
	Sub-total	**11.5656**	**283.90**	**1,375.784700**	**1,512,039**	**4,964.74**	**893.65**	**5,858.39**	**3,283.47**
3rd Billing Cycle	BQPS II	11.5656	284.30	54.96	63,293	208.11	37.46	245.57	3,288.10
21st to 31st Apr	BQPS III	11.5656	284.30	1,005.91	1,062,145	3,492.44	628.64	4,121.08	3,288.10
	Sub-total	**11.5656**	**284.30**	**1,060.87**	**1,125,438**	**3,700.55**	**666.10**	**4,366.65**	**3,288.10**
Apr-23	BQPS II	11.5656	285.62	991.651	1,081,043.507	3,571.055	642.790	4,213.845	3,303.34
	BQPS III	11.5656	284.91	2,550.860	2,728,764.040	8,991.688	1,618.504	10,610.192	3,295.15
	Total	**11.5656**	**285.11**	**3,542.511**	**3,809,807.548**	**12,562.743**	**2,261.294**	**14,824.037**	**3,297.47**

PAKISTAN LNG

"Without Prejudice"

Invoice No.	KE-10/2023	
Billing Cycle	From	To
	1-Apr-23	10-Apr-23
Invoice Date	Tuesday, April 11, 2023	
Issue Date	Tuesday, April 11, 2023	
Due Date	Sunday, April 16, 2023	

Managing Director,
KE House, 39B Sunset
Boulevard, DHA Phase-II,
Karachi

Buyer's NTN 1543137-1

INVOICE UNDER THE GAS SALES AGREEMENT

Dear Sir,

In accordance with the terms agreed, K-Electric is requested to arrange payment of PKR 4,876,864,388.99 being the payment against Gas supplied during the above-mentioned period. Details in this respect are given below:

(1)	Gas Supplied	(a) MMSCF	1,105,852500	
		(b) MMBTU	1,172,330,469200	*Annex-I*
(2)	Gas Price	USD / MMBTU	12.2644	*Annex-II*
(3)	USD exchange rate	PKR / USD	287.45	*Annex-III*
(4)	Gas Charges	PKR	4,132,935,922.87	*(1b) x (2) x (3)*
(5)	FED @ PKR 10 / MMBTU	PKR	-	*see notes below*
(6)	Sub-Total	PKR	4,132,935,922.87	*(4) + (5)*
(7)	Make Up Gas	PKR	-	*Annex-II*
(8)	Adjustments (if any)	PKR	-	-
(9)	Total	PKR	4,132,935,922.87	*(6) + (7) + (8)*
(10)	GST @ 18%	PKR	743,928,466.12	*(9) x 18%*
	Total Amount Due	**PKR**	**4,876,864,388.99**	*(9) + (10) + (11)*

Amount in Words:
Four Billion Eight Hundred Seventy Six Million Eight Hundred Sixty Four Thousand Three Hundred Eighty Eight Rupees and Ninety Nine Paisas

Payment may be made in any of PLL's following bank accounts:

1	Bank	United Bank Limited (UBL)
	Branch	Corporate Centre, UBL Building, Blue Area Islamabad (0239)
	Account No.	243961339
	Account Title	Pakistan LNG Limited
2	Bank	National Bank of Pakistan (NBP)
	Branch	Corporate Branch, G-5, Islamabad (2221)
	Account No.	3146100893
	Account Title	Pakistan LNG Limited
3	Bank	Habib Metropolitan Bank
	Branch	F-7 Markaz Branch Islamabad
	Account No.	02372171401317770
	Account Title	Pakistan LNG Limited

Other Details:

NTN	7203423-3
STRN	3277876123000

Kind Regards,

Chief Financial Officer
for Pakistan LNG Limited

PAKISTAN LNG LIMITED

PLL-KE Delivery Point

Data for Invoice

from Saturday, April 1, 2023 to Monday, April 10, 2023

Date	FC-1		GCV	FC-2		GCV	Totals		
	Flow	Energy	Heating Value	Flow	Energy	Heating Value	Flow	Energy	Heating Value
	mmscfd	mmBtu	Btu/scf	mmscfd	mmBtu	Btu/scf	mmscfd	mmBtu	Btu/scf
4/1/2023	0.000000	0.000000	0.0000	101.288900	107644.145400	1062.7437	101.288900	107644.145400	1062.7437
4/2/2023	0.000000	0.000000	0.0000	85.671300	91084.418200	1063.1847	85.671300	91084.418200	1063.1847
4/3/2023	0.000000	0.000000	0.0000	112.313200	119291.461200	1062.1522	112.313200	119291.461200	1062.1522
4/4/2023	0.000000	0.000000	0.0000	113.082800	120146.645500	1062.4661	113.082800	120146.645500	1062.4661
4/5/2023	0.000000	0.000000	0.0000	108.751800	115120.329600	1058.3602	108.751800	115120.329600	1058.3602
4/6/2023	0.000000	0.000000	0.0000	118.196300	125125.459300	1058.6242	118.196300	125125.459300	1058.6242
4/7/2023	0.000000	0.000000	0.0000	120.505700	127623.736900	1059.0981	120.505700	127623.736900	1059.0981
4/8/2023	0.000000	0.000000	0.0000	121.439400	128671.868200	1058.6844	121.439400	128671.868200	1058.6844
4/9/2023	0.000000	0.000000	0.0000	100.582200	106432.041000	1058.1598	100.582200	106432.041000	1058.1598
4/10/2023	0.000000	0.000000	0.0000	123.920900	131190.363900	1058.6621	123.920900	131190.363900	1058.6621
Total	0.000000	0.000000	0.0000	1105.852500	1172330.469200	1060.1147	1105.852500	1172330.469200	1060.1147

.Pakistan LNG Ltd
Provisional Computation of RLNG Price for sales to K-Electric
for the month of March 2023

Sr. #	Particulars	Provisional March-23
	Quantitative Data (MMBtu)	
	No. of Cargos	1
	Quantity Received (MMBtu)	1,409,750
	Retainage	6,908
	Quantity Delivered at Terminal	1,402,842
i.	LNG Price (DES)	10.0708
ii.	PLL's other import related actual costs	0.6920
iii.	PLL Margin	0.2518
iv.	Terminal Charges	1.1583
v.	**RLNG Cost**	**12.1729**
vi.	Volume on account of (Retainage) adjusted for recovery through RLNG quantity	0.0599
vii.	Terminal Management Fee	0.0250
viii.	O&M Costs	0.0066
ix.	Performance Guarantee Costs	-
x.	Interconnection costs	-
xi.	**RLNG Price at Custody Transfer Station (CTS)**	**12.2644**

FX RATES SHEET

Treasury & Capital Markets Group

DATE: Tuesday, 11 April 2023

Ready Transaction Rates			
Currency	Symbol	TT Selling	TT Buying
US DOLLAR	USD	287.43	286.95
EURO	EUR	313.37	312.83
JAPANESE YEN	JPY	2.1546	2.1509
BRITISH POUND	GBP	356.65	356.03
SWISS FRANC	CHF	316.53	315.98
CANADIAN DOLLAR	CAD	212.95	212.62
AUSTRALIAN DOLLAR	AUD	191.68	191.33
SWEDISH KRONA	SEK	27.54	27.46
NORWEGIAN KRONE	NOK	27.37	27.32
DANISH KRONE	DKK	41.97	41.90
NEWZEALAND DOLLAR*	NZD	178.98	178.68
SINGAPORE DOLLAR	SGD	215.80	215.52
HONGKONG DOLLAR	HKD	36.76	36.70
KOREAN WON*	KRW	0.2181	0.2177
CHINESE YUAN	CNY	41.95	41.88
MALAYSIAN RINGGIT*	MYR	65.13	65.02
THAI BAHT*	THB	8.38	8.37
U.A.E DIRHAM	AED	78.81	78.68
SAUDI RIYAL	SAR	76.61	76.48
QATAR RIYAL*	QAR	78.98	78.84
KUWAITI DINAR*	KWD	938.49	936.88

Indicative FBP Rates							
Currency	SIGHT / 15 Days	1M	2M	3M	4M	5M	6M
USD	285.86	284.80	283.69	278.22	274.00	271.61	268.09
EUR	311.30	310.47	307.48	304.26	303.00	297.90	295.07
GBP	354.71	353.52	349.79	345.71	341.69	337.84	334.30

Conversion Rates for Foreign Exchange Currency Deposits EBC/FCBC , Sealed US$ Bond Profits & Forward Cover For Deposit (Excluding FE-25 Deposits)		Settlement Date
USD	286.948	Thursday, 13 April 2023
GBP	356.2745	
EUR	312.9455	
JPY	2.1702	

Rates for cash/Currency Notes		
Currency	Selling	Buying
USD	290.32	286.08
GBP	360.33	352.39
EUR	315.82	308.69
JPY	2.1753	2.1292
SAR	77.38	75.71
AED	78.66	77.88

LIBOR	
1 Month	4.90029
3 Month	5.19786
6 Month	5.23743

> Please call Treasury Sales Desk (9922 0337, 9922 0438 & 9922 0747) for transactions over US Dollars 5,000 or equivalent amount in other currencies (cumulative basis)
> Above rates are not valid for transactions above USD 5,000 or equivalent amount in other currencies (cumulative basis)
> Unless otherwise specifically stated, the given rates are market indicative and subject to change without prior notice
> NBP captures above foreign exchange rates from sources believed to be reliable. NBP does not accept any liability for consequences that may arise from the usage of these rates
> All FX designated branches must ensure reporting of all export bills falling over due today
> All FX designated branches must ensure that all credits in Nostro accounts have been responded
> All FX designated branches must ensure retention of export proceeds into FC accounts as per SBP guidelines
> For all Chinese Yuan transactions please contact Treasury Sales Desk

* Currencies listed are NOT available to NBP's customers, please contact treasury sales for more details

THIS IS A COMPUTER GENERATED RATE SHEET AND DOES NOT REQUIRE ANY SIGNATURE

Treasury Sales Desk - Head Office: I.I. Chundrigar Road, Karachi
Direct Lines: 99220337, 99220438, 99220747. Email: hcsales@nbp.com.pk / tmg.fat@nbp.com.pk PABX 99220100 - 30, Exts: 3211, 3212, 3213 & 3214

PAKISTAN LNG

"Without Prejudice"

Invoice No.	KE-11/2023	
Billing Cycle	From	To
	11-Apr-23	20-Apr-23
Invoice Date	Friday, April 21, 2023	
Issue Date	Wednesday, April 26, 2023	
Due Date	Monday, May 1, 2023	

Managing Director,
KE House, 39B Sunset
Boulevard, DHA Phase-II,
Karachi

Buyer's NTN 1543137-1

INVOICE UNDER THE GAS SALES AGREEMENT

Dear Sir,

In accordance with the terms agreed, K-Electric is requested to arrange payment of PKR **5,858,392,630.26** being the payment against Gas supplied during the above-mentioned period. Details in this respect are given below:

(1)	Gas Supplied	(a) MMSCF	1,375.784700	
		(b) MMBTU	1,512,028.700300	*Annex-I*
(2)	Gas Price	USD / MMBTU	11.5656	*Annex-II*
(3)	USD exchange rate	PKR / USD	283.90	*Annex-III*
(4)	Gas Charges	PKR	4,964,739,517.17	*(1b) x (2) x (3)*
(5)	FED @ PKR 10 / MMBTU	PKR	-	*see notes below*
(6)	Sub-Total	PKR	4,964,739,517.17	*(4) + (5)*
(7)	Make Up Gas	PKR	-	*Annex-IV*
(8)	Adjustments (if any)	PKR	-	-
(9)	Total	PKR	4,964,739,517.17	*(6) + (7) + (8)*
(10)	GST @ 18%	PKR	893,653,113.09	*(9) x 18%*
	Total Amount Due	**PKR**	**5,858,392,630.26**	*(9) + (10) + (11)*

Amount in Words:
Five Billion Eight Hundred Fifty Eight Million Three Hundred Ninety Two Thousand Six Hundred Thirty Rupees and Twenty Six Paisas

Payment may be made in any of PLL's following bank accounts:

1	Bank	United Bank Limited (UBL)
	Branch	Corporate Centre, UBL Building, Blue Area Islamabad (0239)
	Account No.	243961339
	Account Title	Pakistan LNG Limited
2	Bank	National Bank of Pakistan (NBP)
	Branch	Corporate Branch, G-5, Islamabad (2221)
	Account No.	3146100893
	Account Title	Pakistan LNG Limited
3	Bank	Habib Metropolitan Bank
	Branch	F-7 Markaz Branch Islamabad
	Account No.	02372171401 1779
	Account Title	Pakistan LNG Limited

Other Details:

NTN	7203423-3
STRN	32778761230 00

Kind Regards,

For

Chief Financial Officer
for Pakistan LNG Limited

"A-9" Floor, Pakistan Income Assessors Building, G-5/2, Islamabad, Pakistan. Ph: +92 51 921 [illegible] Fax: +92 51 921 [illegible]
www.pakinglng.com info@pakinglng.com

PAKISTAN LNG LIMITED

PLL-KE Delivery Point

Data for Invoice

Date	FC-1 Flow mmscfd	FC-1 Energy mmBtu	FC-1 GCV Heating Value Btu/scf	FC-2 Flow mmscfd	FC-2 Energy mmBtu	FC-2 GCV Heating Value Btu/scf	Totals Flow mmscfd	Totals Energy mmBtu	Totals Heating Value Btu/scf
from	Tuesday, April 11, 2023					to	Thursday, April 20, 2023		
4/11/2023	0.000000	0.000000	0.0000	123.867900	131188.817700	1059.1026	123.867900	131188.817700	1059.1026
4/12/2023	0.000000	0.000000	0.0000	121.313200	128630.158800	1060.3146	121.313200	128630.158800	1060.3146
4/13/2023	0.000000	0.000000	0.0000	122.353600	130867.947400	1060.9171	122.353600	130867.947400	1060.9171
4/14/2023	0.000000	0.000000	0.0000	129.898500	144282.769100	1111.5305	129.898500	144282.769100	1111.5305
4/15/2023	0.000000	0.000000	0.0000	148.231700	165236.095700	1114.7150	148.231700	165236.095700	1114.7150
4/16/2023	0.000000	0.000000	0.0000	136.168900	151681.300900	1113.9203	136.168900	151681.300900	1113.9203
4/17/2023	0.000000	0.000000	0.0000	163.887400	182708.431100	1114.8412	163.887400	182708.431100	1114.8412
4/18/2023	0.000000	0.000000	0.0000	163.687100	182547.274400	1115.2209	163.687100	182547.274400	1115.2209
4/19/2023	0.000000	0.000000	0.0000	148.726100	165808.119000	1114.8354	148.726100	165808.119000	1114.8354
4/20/2023	0.000000	0.000000	0.0000	116.743300	129090.786900	1105.7661	116.743300	129090.786900	1105.7661
Total	0.000000	0.000000	0.0000	0.000000	0.000000	0.0000	1375.784700	1512838.700200	1099.0373

Pakistan LNG Ltd
Provisional Computation of RLNG Price for sales to K-Electric
for the month of April 2023

Sr. #	Particulars	April-23
	Quantitative Data (MMBtu)	
	No. of Cargos	1
	Quantity Received (MMBtu)	3,200,000
	Retainage	15,680
	Quantity Delivered at Terminal	3,184,320
i.	LNG Price (DES)	9.9823
ii.	PLL's other import related actual costs	0.6820
iii.	PLL Margin	0.2496
iv.	Terminal Charges	0.5673
v.	**RLNG Cost**	**11.4812**
vi.	Volume on account of (Retainage) adjusted for recovery through RLNG quantity	0.0565
vii.	Terminal Management Fee	0.0250
viii.	O&M Costs	0.0029
ix.	Performance Guarantee Costs	-
x.	Interconnection costs	-
xi.	**RLNG Price at Custody Transfer Station (CTS)**	**11.5656**

FX RATES SHEET

Treasury & Capital Markets Group

DATE: Wednesday, 26 April 2023

Ready Transaction Rates			
Currency	Symbol	TT Selling	TT Buying
US DOLLAR	USD	283.90	283.40
EURO	EUR	312.22	311.67
JAPANESE YEN	JPY	2.1260	2.1222
BRITISH POUND	GBP	352.50	351.88
SWISS FRANC	CHF	318.57	318.01
CANADIAN DOLLAR	CAD	208.23	207.86
AUSTRALIAN DOLLAR	AUD	187.86	187.53
SWEDISH KRONA	SEK	27.71	27.66
NORWEGIAN KRONE	NOK	26.59	26.54
DANISH KRONE	DKK	41.81	41.74
NEWZEALAND DOLLAR*	NZD	174.15	173.84
SINGAPORE DOLLAR	SGD	212.23	211.85
HONGKONG DOLLAR	HKD	36.31	36.24
KOREAN WON*	KRW	0.2122	0.2119
CHINESE YUAN	CNY	41.16	41.09
MALAYSIAN RINGGIT*	MYR	63.67	63.56
THAI BAHT*	THB	8.27	8.26
U.A.E DIRHAM	AED	77.86	77.72
SAUDI RIYAL	SAR	75.79	75.65
QATAR RIYAL*	QAR	78.01	77.87
KUWAITI DINAR*	KWD	928.45	926.81

Indicative FBP Rates							
Currency	NIGHT / 15 Days	1M	2M	3M	4M	5M	6M
USD	282.45	281.57	279.25	274.99	271.49	268.15	265.36
EUR	310.30	309.59	308.49	305.85	299.81	296.62	293.70
GBP	350.79	349.75	345.89	341.94	337.69	333.64	329.94

Conversion Rates for Foreign Exchange Currency Deposits DBC/FCBC, Spelcol US$ Bond Profits & Forward Cover For Deposit (Excluding FE-25 Deposits)		Settlement Date
USD	283.4215	Friday, 28 April 2023
GBP	352.1229	
EUR	310.5449	
JPY	2.1068	

Rates for cash/Currency Notes		
Currency	Selling	Buying
USD	286.74	280.57
GBP	350.03	348.38
EUR	314.77	308.53
JPY	2.1472	2.1018
SAR	75.54	74.71
AED	78.10	76.36

LIBOR	
1 Month	5.01814
3 Month	5.26814
6 Month	5.43400

> Please call Treasury Sales Desk (9922 0387, 9922 0438 & 9922 0747) for transactions over US Dollars 5,000 or equivalent amount in other currencies (cumulative basis)
> Above rates are not valid for transactions above USD 5,000 or equivalent amount in other currencies (cumulative basis)
> Unless otherwise specifically stated, the given rates are market indicative and subject to change without prior notice
> NBP captures above foreign exchange rates from sources believed to be reliable. NBP does not accept any liability for consequences that may arise from the usage of these rates
> All FX designated branches must ensure reporting of all export bills falling over due today
> All FX designated branches must ensure that all credits in Nostro accounts have been responded
> All FX designated branches must ensure retention of export proceeds into FC accounts as per SBP guidelines
> For all Chinese Yuan transactions please contact Treasury Sales Desk

* Currencies listed are NOT available to NBP's customers, please contact treasury sales for more details

THIS IS A COMPUTER GENERATED RATE SHEET AND DOES NOT REQUIRE ANY SIGNATURE

Treasury Sales Desk - Head Office: I.I. Chundrigar Road, Karachi
Direct Lines: 99220387, 99220438, 99220747 . Email: fxsales@nbp.com.pk / tmg.fcs@nbp.com.pk PABX 99220100 - 50, Exts: 3211, 3217, 3213 & 3214

PAKISTAN LNG

"Without Prejudice"

Invoice No.	KE-17/2023	
Billing Cycle	From	To
	21-Apr-23	30-Apr-23
Invoice Date	Monday, May 1, 2023	
Issue Date	Tuesday, May 2, 2023	
Due Date	Sunday, May 7, 2023	

Managing Director,
KE House, 39B Sunset
Boulevard, DHA Phase II,
Karachi

Buyer's NTN 1343137-1

INVOICE UNDER THE GAS SALES AGREEMENT

Dear Sir,

In accordance with the terms agreed, K-Electric is requested to arrange payment of PKR 4,365,113,702.97 being the payment against Gas supplied during the above mentioned period. Details in this respect are given below:

(1)	Gas Supplied	(a) MMSCF	1,060,498300	
		(b) MMBTU	1,125,041,455800	Annex-I
(2)	Gas Price	USD / MMBTU	11.5656	Annex-II
(3)	USD exchange rate	PKR / USD	264.30	Annex-III
(4)	Gas Charges	PKR	3,699,248,900.82	(1b) x (2) x (3)
(5)	FED @ PKR 10 / MMBTU	PKR	-	see notes below
(6)	Sub-Total	PKR	3,699,248,900.82	(4) + (5)
(7)	Make Up Gas	PKR	-	Annex-IV
(8)	Adjustments (if any)	PKR	-	
(9)	Total	PKR	3,699,248,900.82	(6) + (7) + (8)
(10)	GST @ 15%	PKR	665,864,802.15	(9) x 15%
	Total Amount Due	PKR	4,365,113,702.97	(9) + (10) + (11)

Amount in Words:
Four Billion Three Hundred Sixty Five Million One Hundred Thirteen Thousand Seven Hundred Two Rupees and Ninety Seven Paisas

Payment may be made in any of PLL's following bank accounts:

1	Bank	United Bank Limited (UBL)
	Branch	Corporate Centre, UBL Building, Blue Area Islamabad (0239)
	Account No.	243961339
	Account Title	Pakistan LNG Limited
2	Bank	National Bank of Pakistan (NBP)
	Branch	Corporate Branch, G-5, Islamabad (2221)
	Account No.	3146100893
	Account Title	Pakistan LNG Limited
3	Bank	Habib Metropolitan Bank
	Branch	F-7 Markaz Branch Islamabad
	Account No.	02372171401317 70
	Account Title	Pakistan LNG Limited

Other Details:

NTN	7203423-3
STRN	3277876123000

Kind Regards,

Chief Financial Officer
for Pakistan LNG Limited

PAKISTAN LNG

"Without Prejudice"

Invoice No.	KE-12/2023	
Billing Cycle	From	To
	21-Apr-23	30-Apr-23
Invoice Date	Monday, May 1, 2023	
Issue Date	Tuesday, May 2, 2023	
Due Date	Sunday, May 7, 2023	

Managing Director,
KE House, 39B Sunset
Boulevard, DHA Phase-II,
Karachi

Buyer's NTN 1543137-1

INVOICE UNDER THE GAS SALES AGREEMENT

Dear Sir,

In accordance with the terms agreed, K-Electric is requested to arrange payment of PKR **4,365,113,702.97** being the payment against Gas supplied during the above-mentioned period. Details in this respect are given below:

(1)	Gas Supplied	(a) MMSCF	1,060,498300	
		(b) MMBTU	1,125,041,455800	*Annex-I*
(2)	Gas Price	USD / MMBTU	11.5056	*Annex-II*
(3)	USD exchange rate	PKR / USD	284.30	*Annex-III*
(4)	Gas Charges	PKR	3,699,248,900.82	*(1b) x (2) x (3)*
(5)	FED @ PKR 10 / MMBTU	PKR	-	*see notes below*
(6)	Sub-Total	PKR	3,699,248,900.82	*(4) + (5)*
(7)	Make Up Gas	PKR	-	*Annex-IV*
(8)	Adjustments (if any)	PKR	-	
(9)	Total	PKR	3,699,248,900.82	*(6) + (7) + (8)*
(10)	GST @ 18%	PKR	665,864,802.15	*(9) x 18%*
	Total Amount Due	**PKR**	**4,365,113,702.97**	*(9) + (10) + (11)*

Amount in Words:
Four Billion Three Hundred Sixty Five Million One Hundred Thirteen Thousand Seven Hundred Two Rupees and Ninety Seven Paisas

Payment may be made in any of PLL's following bank accounts:

1	Bank	United Bank Limited (UBL)
	Branch	Corporate Centre, UBL Building, Blue Area Islamabad (0239)
	Account No.	243961339
	Account Title	Pakistan LNG Limited
2	Bank	National Bank of Pakistan (NBP)
	Branch	Corporate Branch, G-5, Islamabad (2221)
	Account No.	3146100893
	Account Title	Pakistan LNG Limited
3	Bank	Habib Metropolitan Bank
	Branch	F-7 Markaz Branch Islamabad
	Account No.	0257217140131770
	Account Title	Pakistan LNG Limited

Other Details:

NTN	7203423-3
STRN	3277876123000

Kind Regards,

Chief Financial Officer
for Pakistan LNG Limited

Pakistan LNG Ltd
Provisional Computation of RLNG Price for sales to K-Electric
for the month of April 2023

Sr. #	Particulars	April-23
	Quantitative Data (MMBtu)	
	No. of Cargos	1
	Quantity Received (MMBtu)	3,200,000
	Retainage	15,680
	Quantity Delivered at Terminal	3,184,320
i.	LNG Price (DES)	9.9823
ii.	PLL's other import related actual costs	0.6820
iii.	PLL Margin	0.2496
iv.	Terminal Charges	0.5673
v.	**RLNG Cost**	**11.4812**
vi.	Volume on account of (Retainage) adjusted for recovery through RLNG quantity	0.0565
vii.	Terminal Management Fee	0.0250
viii.	O&M Costs	0.0029
ix.	Performance Guarantee Costs	-
x.	Interconnection costs	-
xi.	**RLNG Price at Custody Transfer Station (CTS)**	**11.5656**

PAKISTAN LNG LIMITED

PLL-SE Delivery Point

Joint Meter Reading Conducted on 2 May 2023

Data for Invoice for the Month of April 2023

From: Saturday, April 1, 2023 To: Sunday, April 30, 2023

Date	Measured Volume (MMBTU)					Energy Value (MMBTU)					Average GCV
	Meter 1		Meter 2		Total Volume	Meter 1		Meter 2		Total Energy	
	Cumulative	Daily	Cumulative	Daily		Cumulative	Daily	Cumulative	Daily		
Previous	98,467,983.151,000	-	80,070,336,360.000	-	-	109,918,180,367.000	-	104,320,[illegible]	-	-	-
1-Apr-23	98,467,983.151,000	0.000000	80,070,336.360000	191,266.000	191,266.000	109,918,180,367.000	0.000000	3,119,040,[illegible]	307,044,145.000	307,044,145.000	1,605.[illegible]
2-Apr-23	98,467,983.151,000	0.000000	80,070,527.626.000	191,291.000	382,557.000	109,918,180,367.000	0.000000	3,128,024,415.000	315,068,415.000	622,112,560.000	1,625.[illegible]
3-Apr-23	98,467,983.151,000	0.000000	80,070,527,858.000	191,513.000	573,070.000	109,918,180,367.000	0.000000	3,140,015,012.000	327,591,481.000	949,703,041.000	1,642.[illegible]
4-Apr-23	98,467,983.151,000	0.000000	80,070,719,371.000	191,513.000	764,583.000	109,918,180,367.000	0.000000	3,160,402,[illegible]	328,940,643.000	1,278,643,684.000	1,672.[illegible]
5-Apr-23	98,467,983.151,000	0.000000	80,070,911,887.000	191,516.000	956,099.000	109,918,180,367.000	0.000000	3,171,[illegible]	331,126,329.000	1,610,129,329.000	1,694.[illegible]
6-Apr-23	98,467,983.151,000	0.000000	80,071,103,403.000	191,516.000	1,147,615.000	109,918,180,367.000	0.000000	3,183,[illegible]	331,126,329.000	1,941,255,658.000	1,694.[illegible]
7-Apr-23	98,467,983.151,000	0.000000	80,071,294,919.000	191,516.000	1,339,131.000	109,918,180,367.000	0.000000	3,195,[illegible]	331,126,329.000	2,272,381,987.000	1,694.[illegible]
8-Apr-23	98,467,983.151,000	0.000000	80,071,486,435.000	191,516.000	1,530,647.000	109,918,180,367.000	0.000000	3,207,[illegible]	331,126,329.000	2,603,508,316.000	1,694.[illegible]
9-Apr-23	98,467,983.151,000	0.000000	80,071,677,951.000	191,516.000	1,722,163.000	109,918,180,367.000	0.000000	3,219,[illegible]	331,126,329.000	2,934,634,645.000	1,694.[illegible]
10-Apr-23	98,467,983.151,000	0.000000	80,071,869,467.000	191,516.000	1,913,679.000	109,918,180,367.000	0.000000	3,231,[illegible]	331,126,329.000	3,265,760,974.000	1,694.[illegible]
Sub-Total		0.000000		1,913,679.000	1,913,679.000		0.000000		3,265,760,974.000	3,265,760,974.000	1,706.[illegible]
11-Apr-23	98,467,983.151,000	0.000000	80,071,966,399.000	191,567.000	2,105,246.000	109,918,180,367.000	0.000000	3,243,[illegible]	331,168,317.000	3,596,929,291.000	1,708.[illegible]
12-Apr-23	98,467,983.151,000	0.000000	80,072,158,331.000	191,932.000	2,297,178.000	109,918,180,367.000	0.000000	3,255,[illegible]	331,168,317.000	3,928,097,608.000	1,708.[illegible]
13-Apr-23	98,467,983.151,000	0.000000	80,072,349,263.000	191,932.000	2,489,110.000	109,918,180,367.000	0.000000	3,267,[illegible]	331,168,317.000	4,259,265,925.000	1,708.[illegible]
14-Apr-23	98,467,983.151,000	0.000000	80,072,540,195.000	191,932.000	2,681,042.000	109,918,180,367.000	0.000000	3,279,[illegible]	331,168,317.000	4,590,434,242.000	1,708.[illegible]
15-Apr-23	98,467,983.151,000	0.000000	80,072,731,127.000	191,932.000	2,872,974.000	109,918,180,367.000	0.000000	3,291,[illegible]	331,168,317.000	4,921,602,559.000	1,708.[illegible]
16-Apr-23	98,467,983.151,000	0.000000	80,072,922,059.000	191,932.000	3,064,906.000	109,918,180,367.000	0.000000	3,303,[illegible]	331,168,317.000	5,252,770,876.000	1,708.[illegible]
17-Apr-23	98,467,983.151,000	0.000000	80,073,112,991.000	191,932.000	3,256,838.000	109,918,180,367.000	0.000000	3,315,[illegible]	331,168,317.000	5,583,939,193.000	1,708.[illegible]
18-Apr-23	98,467,983.151,000	0.000000	80,073,303,923.000	191,932.000	3,448,770.000	109,918,180,367.000	0.000000	3,327,[illegible]	331,168,317.000	5,915,107,510.000	1,708.[illegible]
19-Apr-23	98,467,983.151,000	0.000000	80,073,494,855.000	191,932.000	3,640,702.000	109,918,180,367.000	0.000000	3,339,[illegible]	331,168,317.000	6,246,275,827.000	1,708.[illegible]
20-Apr-23	98,467,983.151,000	0.000000	80,073,685,787.000	191,932.000	3,832,634.000	109,918,180,367.000	0.000000	3,351,[illegible]	331,168,317.000	6,577,444,144.000	1,708.[illegible]
Sub-Total		0.000000		1,918,955.000	1,918,955.000		0.000000		3,351,444,144.000	3,351,444,144.000	1,708.[illegible]

Day	Exported Volume (MMSCF)				Total Volume	Exported Energy (MMBTU)				Total Energy	Average GCV
	Meter 1		Meter 2			Meter 1		Meter 2			
21-Apr-23	[illegible]	0.000000	[illegible]	[illegible]	[illegible]	[illegible]	0.000000	[illegible]	[illegible]	[illegible]	[illegible]
22-Apr-23	[illegible]	0.000000	[illegible]	[illegible]	[illegible]	[illegible]	0.000000	[illegible]	[illegible]	[illegible]	[illegible]
23-Apr-23	[illegible]	0.000000	[illegible]	[illegible]	[illegible]	[illegible]	0.000000	[illegible]	[illegible]	[illegible]	[illegible]
24-Apr-23	[illegible]	0.000000	[illegible]	[illegible]	[illegible]	[illegible]	0.000000	[illegible]	[illegible]	[illegible]	[illegible]
25-Apr-23	[illegible]	0.000000	[illegible]	[illegible]	[illegible]	[illegible]	0.000000	[illegible]	[illegible]	[illegible]	[illegible]
26-Apr-23	[illegible]	0.000000	[illegible]	[illegible]	[illegible]	[illegible]	0.000000	[illegible]	[illegible]	[illegible]	[illegible]
27-Apr-23	[illegible]	0.000000	[illegible]	[illegible]	[illegible]	[illegible]	0.000000	[illegible]	[illegible]	[illegible]	[illegible]
28-Apr-23	[illegible]	0.000000	[illegible]	[illegible]	[illegible]	[illegible]	0.000000	[illegible]	[illegible]	[illegible]	[illegible]
29-Apr-23	[illegible]	0.000000	[illegible]	[illegible]	[illegible]	[illegible]	0.000000	[illegible]	[illegible]	[illegible]	[illegible]
30-Apr-23	[illegible]	0.000000	[illegible]	[illegible]	[illegible]	[illegible]	0.000000	[illegible]	[illegible]	[illegible]	[illegible]
Sub-Total		0.000000		[illegible]	[illegible]		0.000000		[illegible]	[illegible]	[illegible]
GRAND TOTAL		0.000000		[illegible]	[illegible]		0.000000		[illegible]	[illegible]	[illegible]

Volume exported during the month	[illegible]	MMSCF	Energy exported during the month	[illegible]	MMBTU
Total Flow Adjustment on 30 April 2023	[illegible]	MMSCF	Total Energy Adjustment on 30 June 2023	[illegible]	MMBTU
Total Volume exported during the month	[illegible]	MMSCF	Total Energy exported during the month	[illegible]	MMBTU

Note:

KE	Independent Surveyor	PCL
Muhammad Ali Shahani	Syed Javeid Ul Hassan	Syed Muhammad Asad 02-05-23
	Umer Bin Mehsuddin	Muhammad Nawaz
SSGCL		SNGPL
Usaba Bin Tariq		Mizzaram Khan
Janish Salman		

PAKISTAN LNG LIMITED

PLL-KE Delivery Point

Joint Meter Reading Conducted on 2 May 2023

Adjustment for 30 April 2023

From	Sunday, April 30, 2023	To	Sunday, April 30, 2023

Flow during last hour (i.e. 1400 hours)	3,954,000	MMSCF	GCV for last hour (i.e. 1400 hours)	1,088,147,000	Mm/scf
Calculated flow from 14:36:56 to 14:39:25 hours (i.e. 2 minutes and 29 seconds)	0,142,004	MMSCF			
Calculated flow from 14:50:05 to 14:53:31 hours (i.e. 3 minutes and 16 seconds)	0,213,106	MMSCF			
Total Flow Adjustment on 30 April 2023	0,173,121	MMSCF	Total Energy Adjustment on 30 April 2023	396,972,553	MMBTU

Note: Flow was not recorded from 14:36:56 to 14:39:25 hours (i.e. 2 minutes and 29 seconds) and from 14:50:05 to 14:53:31 hours (i.e. 3 minutes and 16 seconds) on 30 April 2023, an adjustment is calculated for a total of 5 minutes and 45 seconds.

KE	Independent Surveyor	PLL
Muhammad Ali Shahani	Syed Jawaid Ul Hassan	Syed Muhammad Asad 02-05-23
	Umar Bin Mohiuddin	Muhammad Naveed
SSGCL		SSGPL
Usama Bin Tariq		Muzzam Khan
Danish Saleem		

PAKISTAN LNG LIMITED

Joint Meter Reading - Sitting (JR for SNGPL) - Concerted on 2 May 2023

PGPCL and KE RLNG Custody Transfer Stations

Pre-invoice Data for the Month of April 2023

	Pre-invoice Data for the Month of April 2023						
	From	Saturday, April 1, 2023			to	Sunday, April 30, 2023	
Day	PGPCL GAS		KE GAS		PGPCL Net Delivery to SNGPL		
	MMBtu (HV)	MMBtu	MMBtu (HV)	MMBtu	MMBtu (HV)	MMBtu	MMCF
	Daily	Daily	Daily	Daily	Daily	Daily	Daily
1-Apr-23	[illegible]	[illegible]	[illegible]	[illegible]	[illegible]	[illegible]	[illegible]
2-Apr-23	[illegible]	[illegible]	[illegible]	[illegible]	[illegible]	[illegible]	[illegible]
3-Apr-23	[illegible]	[illegible]	[illegible]	[illegible]	[illegible]	[illegible]	[illegible]
4-Apr-23	[illegible]	[illegible]	[illegible]	[illegible]	[illegible]	[illegible]	[illegible]
5-Apr-23	[illegible]	[illegible]	[illegible]	[illegible]	[illegible]	[illegible]	[illegible]
6-Apr-23	[illegible]	[illegible]	[illegible]	[illegible]	[illegible]	[illegible]	[illegible]
7-Apr-23	[illegible]	[illegible]	[illegible]	[illegible]	[illegible]	[illegible]	[illegible]
8-Apr-23	[illegible]	[illegible]	[illegible]	[illegible]	[illegible]	[illegible]	[illegible]
9-Apr-23	[illegible]	[illegible]	[illegible]	[illegible]	[illegible]	[illegible]	[illegible]
10-Apr-23	[illegible]	[illegible]	[illegible]	[illegible]	[illegible]	[illegible]	[illegible]
Sub Total	[illegible]	[illegible]	[illegible]	[illegible]	[illegible]	[illegible]	[illegible]
11-Apr-23	[illegible]	[illegible]	[illegible]	[illegible]	[illegible]	[illegible]	[illegible]
12-Apr-23	[illegible]	[illegible]	[illegible]	[illegible]	[illegible]	[illegible]	[illegible]
13-Apr-23	[illegible]	[illegible]	[illegible]	[illegible]	[illegible]	[illegible]	[illegible]
14-Apr-23	[illegible]	[illegible]	[illegible]	[illegible]	[illegible]	[illegible]	[illegible]
15-Apr-23	[illegible]	[illegible]	[illegible]	[illegible]	[illegible]	[illegible]	[illegible]
16-Apr-23	[illegible]	[illegible]	[illegible]	[illegible]	[illegible]	[illegible]	[illegible]
17-Apr-23	[illegible]	[illegible]	[illegible]	[illegible]	[illegible]	[illegible]	[illegible]
18-Apr-23	[illegible]	[illegible]	[illegible]	[illegible]	[illegible]	[illegible]	[illegible]
19-Apr-23	[illegible]	[illegible]	[illegible]	[illegible]	[illegible]	[illegible]	[illegible]
20-Apr-23	[illegible]	[illegible]	[illegible]	[illegible]	[illegible]	[illegible]	[illegible]
Sub Total	[illegible]	[illegible]	[illegible]	[illegible]	[illegible]	[illegible]	[illegible]
21-Apr-23	[illegible]	[illegible]	[illegible]	[illegible]	[illegible]	[illegible]	[illegible]
22-Apr-23	[illegible]	[illegible]	[illegible]	[illegible]	[illegible]	[illegible]	[illegible]
23-Apr-23	[illegible]	[illegible]	[illegible]	[illegible]	[illegible]	[illegible]	[illegible]
24-Apr-23	[illegible]	[illegible]	[illegible]	[illegible]	[illegible]	[illegible]	[illegible]
25-Apr-23	[illegible]	[illegible]	[illegible]	[illegible]	[illegible]	[illegible]	[illegible]
26-Apr-23	[illegible]	[illegible]	[illegible]	[illegible]	[illegible]	[illegible]	[illegible]
27-Apr-23	[illegible]	[illegible]	[illegible]	[illegible]	[illegible]	[illegible]	[illegible]
28-Apr-23	[illegible]	[illegible]	[illegible]	[illegible]	[illegible]	[illegible]	[illegible]
29-Apr-23	[illegible]	[illegible]	[illegible]	[illegible]	[illegible]	[illegible]	[illegible]
30-Apr-23	[illegible]	[illegible]	[illegible]	[illegible]	[illegible]	[illegible]	[illegible]
Sub Total	[illegible]	[illegible]	[illegible]	[illegible]	[illegible]	[illegible]	[illegible]
GRAND TOTAL	[illegible]	[illegible]	[illegible]	[illegible]	[illegible]	[illegible]	[illegible]

02-05-23

PAKLNG

INGL

Independent Surveyor

FX RATES SHEET

Treasury & Capital Markets Group

DATE: Tuesday 2 May 2023

Ready Transaction Rates			
Currency	Symbol	TT Selling	TT Buying
US DOLLAR	USD	289.30	283.80
EURO	EUR	312.88	312.33
JAPANESE YEN	JPY	2.0826	2.0852
BRITISH POUND	GBP	353.32	354.29
SWISS FRANC	CHF	317.58	317.02
CANADIAN DOLLAR	CAD	209.86	209.40
AUSTRALIAN DOLLAR	AUD	189.93	189.37
SWEDISH KRONA	SEK	27.70	27.65
NORWEGIAN KRONE	NOK	26.50	26.45
DANISH KRONE	DKK	41.90	41.83
NEW ZEALAND DOLLAR*	NZD	175.64	175.13
SINGAPORE DOLLAR	SGD	212.79	212.37
HONGKONG DOLLAR	HKD	36.86	36.79
KOREAN WON*	KRW	0.2130	0.2137
CHINESE YUAN	CNY	41.07	41.00
MALAYSIAN RINGGIT*	MYR	63.28	63.67
THAI BAHT*	THB	8.32	8.30
U.A.E DIRHAM	AED	77.97	77.83
SAUDI RIYAL	SAR	75.78	75.65
QATAR RIYAL*	QAR	78.12	77.98
KUWAITI DINAR*	KWD	929.06	927.45

Indicative FBP Rates							
Currency	90SHT / 15 Days	1M	2M	3M	4M	5M	6M
USD	283.06	282.46	279.32	276.24	273.07	269.93	266.47
EUR	311.22	310.17	307.79	304.98	301.60	298.22	295.46
GBP	353.32	352.16	349.40	345.80	341.48	337.39	333.87

Conversion Rates for Foreign Exchange Currency Deposits FBC/FCBC, Special USD Bond Profits & Forward Cover for Exports (Excluding FE-25 Deposits)		Settlement Date
USD	283.7739	Thursday, 4 May 2023
GBP	353.8353	
EUR	311.8936	
JPY	2.0972	

Rates for cash/Currency Notes		
Currency	Selling	Buying
USD	287.14	280.26
GBP	356.93	351.13
EUR	315.84	309.19
JPY	2.0876	2.0425
SAR	76.54	74.95
AED	78.21	77.01

LIBOR	
1 Month	3.81514
3 Month	3.29514
6 Month	3.38889

- Please call Treasury Sales Desk (9922 0937, 9922 0438 & 9922 0747) for transactions over US Dollars 5,000 or equivalent amount in other currencies (cumulative basis)
- Above rates are not valid for transactions above USD 5,000 or equivalent amount in other currencies (cumulative basis)
- Unless otherwise specifically stated, the given rates are market indicative and subject to change without prior notice
- NBP captures above foreign exchange rates from sources believed to be reliable. NBP does not accept any liability for consequences that may arise from the usage of these rates
- All FX designated branches must ensure reporting of all export bills falling over due today
- All FX designated branches must ensure that all credits in Nostro accounts have been responded
- All FX designated branches must ensure retention of export proceeds into FC accounts as per SBP guidelines
- For all Chinese Yuan transactions please contact Treasury Sales Desk

* Currencies listed are NOT available to NBP's customers, please contact treasury sales for more details

THIS IS A COMPUTER GENERATED RATE SHEET AND DOES NOT REQUIRE ANY SIGNATURE

-Treasury Sales Desk - Head Office: I.I. Chundrigar Road, Karachi
Direct Lines: 99220937, 99220438, 99220747, Email: forsales@nbp.com.pk / treg.fet@nbp.com.pk PABX 99220100 - 40, Extn: 3211, 3212, 3213 & 3214

PAKISTAN LNG Ltd

"Without Prejudice"

Invoice No.	KE-TOP-04/23	
Billing Cycle	From	To
	1-Apr-23	10-Apr-23
Invoice Date	Tuesday, April 11, 2023	
Issue Date	Tuesday, April 11, 2023	
Due Date	Sunday, April 16, 2023	

Managing Director,
KE House, 39B Sunset
Boulevard, DHA Phase-II,
Karachi

Buyer's NTN 1543137-1

INVOICE UNDER THE GAS SALES AGREEMENT

Dear Sir,

In accordance with the terms agreed, K-Electric is requested to arrange payment of PKR **701,848,370.69** being the payment against Gas supplied during the above-mentioned period. Details in this respect are given below:

(1)	Take or Pay Quantity	(a) MMSCF	159,147500	
		(b) MMBTU	168,714.601040	*Annex-I*
(2)	Gas Price	USD / MMBTU	12.2644	*Annex-II*
(4)	USD exchange rate	PKR / USD	287.45	*Annex-III*
(5)	Gas Charges	PKR	594,786,754.82	*(1b) x (2) x (3)*
(6)	FED @ PKR 10 / MMBTU	PKR	-	*see notes below*
(7)	Sub-Total	PKR	594,786,754.82	*(4) + (5)*
(8)	Take or Pay / other charges (if any)	PKR	-	*Annex-IV*
(9)	Adjustments (if any)	PKR	-	
(10)	Total	PKR	594,786,754.82	*(6) + (7) + (8)*
(11)	GST @ 18%	PKR	107,061,615.87	*(9) x 18%*
(12)	Late Payment Surcharge	PKR	-	*Annex-V*
	Total Amount Due	**PKR**	**701,848,370.69**	*(9) + (10) + (11)*

Amount in Words:
Seven Hundred One Million Eight Hundred Forty Eight Thousand Three Hundred Seventy Rupees and Sixty Nine Paises

Payment may be made in any of PLL's following bank accounts:

1	Bank	United Bank Limited (UBL)
	Branch	Corporate Centre, UBL Building, Blue Area Islamabad (0239)
	Account No.	243961339
	Account Title	Pakistan LNG Limited
2	Bank	National Bank of Pakistan (NBP)
	Branch	Corporate Branch, G-5, Islamabad (2221)
	Account No.	3146100893
	Account Title	Pakistan LNG Limited
3	Bank	Habib Metropolitan Bank
	Branch	F-7 Markaz Branch Islamabad
	Account No.	0237217140131770
	Account Title	Pakistan LNG Limited

Other Details:

NTN	7203423-3
STRN	3277876123000

Kind Regards,

Chief Financial Officer
for Pakistan LNG Limited

Take or Pay working for KE for the month of April-2023

Date	Actual (A)			Take or Pay (B)				Difference (C=A-B)	
	Flow	Energy	Heating Value	Flow			Energy	Flow	Energy
	mmscfd	mmBtu	Btu/scf	Take or Pay mmscfd	Non-Delivery	Net Take or Pay mmscfd	mmBtu (@ Average GCV)	mmscfd	mmBtu (@ Average GCV)
4/1/2023	101.388900	107644.145400	1062.743750	126.500000	0.000000	126.500000	134104.507024	(25.111100)	(26,460.361624)
4/2/2023	85.671300	91084.418200	1063.184733	126.500000	0.000000	126.500000	134104.507024	(40.828700)	(43,020.088824)
4/3/2023	112.313200	119291.461300	1062.132155	126.500000	0.000000	126.500000	134104.507024	(14.186800)	(14,813.045724)
4/4/2023	113.682300	120146.645500	1062.466135	126.500000	0.000000	126.500000	134104.507024	(13.417700)	(13,957.861524)
4/5/2023	108.731800	115120.329900	1058.500222	126.500000	0.000000	126.500000	134104.507024	(17.768200)	(18,984.177124)
4/6/2023	118.196300	125125.459900	1058.624164	126.500000	0.000000	126.500000	134104.507024	(8.303700)	(8,979.047724)
4/7/2023	120.503700	127603.736900	1059.068033	126.500000	0.000000	126.500000	134104.507024	(5.996300)	(6,500.770124)
4/8/2023	121.559400	128571.862200	1058.684412	126.500000	0.000000	126.500000	134104.507024	(4.940600)	(5,432.644824)
4/9/2023	100.582200	106432.041800	1058.159804	126.500000	0.000000	126.500000	134104.507024	(25.917800)	(27,672.465224)
4/10/2023	123.620900	131190.362900	1058.662136	126.500000	0.000000	126.500000	134104.507024	(2.879100)	(2,914.143124)
Total Billing Cycle	1103.862300	1172530.469300	1060.134630	1265.000000	0.000000	1265.000000	1341043.070240	(161.137700)	(168,513.600940)

Pakistan LNG Ltd
Provisional Computation of RLNG Price for sales to K-Electric
for the month of March 2023

Sr. #	Particulars	Provisional March-23
	Quantitative Data (MMBtu)	
	No. of Cargos	1
	Quantity Received (MMBtu)	1,409,750
	Retainage	6,908
	Quantity Delivered at Terminal	1,402,842
i.	LNG Price (DES)	10.0708
ii.	PLL's other import related actual costs	0.6920
iii.	PLL Margin	0.2518
iv.	Terminal Charges	1.1583
v.	**RLNG Cost**	**12.1729**
vi.	Volume on account of (Retainage) adjusted for recovery through RLNG quantity	0.0599
vii.	Terminal Management Fee	0.0250
viii.	O&M Costs	0.0066
ix.	Performance Guarantee Costs	-
x.	Interconnection costs	-
xi.	**RLNG Price at Custody Transfer Station (CTS)**	**12.2644**

FX RATES SHEET

Treasury & Capital Markets Group

DATE: Thursday, 13 April 2023

Ready Transaction Rates			
Currency	Symbol	TT Selling	TT Buying
US DOLLAR	USD	287.45	286.95
EURO	EUR	313.37	312.85
JAPANESE YEN	JPY	2.1546	2.1509
BRITISH POUND	GBP	356.65	356.03
SWISS FRANC	CHF	316.53	315.98
CANADIAN DOLLAR	CAD	212.99	212.62
AUSTRALIAN DOLLAR	AUD	191.66	191.33
SWEDISH KRONA	SEK	27.53	27.48
NORWEGIAN KRONE	NOK	27.37	27.37
DANISH KRONE	DKK	41.97	41.90
NEW ZEALAND DOLLAR*	NZD	178.80	178.68
SINGAPORE DOLLAR	SGD	215.89	215.52
HONGKONG DOLLAR	HKD	36.76	36.70
KOREAN WON*	KRW	0.2181	0.2177
CHINESE YUAN	CNY	41.95	41.88
MALAYSIAN RINGGIT*	MYR	65.13	65.02
THAI BAHT*	THB	8.38	8.37
U.A.E DIRHAM	AED	78.81	78.68
SAUDI RIYAL	SAR	76.61	76.48
QATAR RIYAL*	QAR	78.98	78.84
KUWAITI DINAR*	KWD	936.49	936.86

Indicative FBP Rates							
Currency	SIGHT / 15 Days	1M	2M	3M	4M	5M	6M
USD	285.86	284.80	281.50	278.22	274.80	271.61	268.69
EUR	311.30	310.47	307.48	304.26	301.00	297.90	295.07
GBP	354.71	353.52	349.79	345.71	341.69	337.84	334.30

Conversion Rates for Foreign Exchange Currency Deposits DBC/FCBC, Special US$ Bond Profits & Forward Cover For Deposit (Excluding FE-25 Deposits)		Settlement Date
USD	286.948	Thursday, 13 April 2023
GBP	356.2746	
EUR	312.0455	
JPY	2.1702	

Rates for cash/Currency Notes		
Currency	Selling	Buying
USD	290.32	284.98
GBP	360.21	352.35
EUR	315.92	309.69
JPY	2.1761	2.1702
SAR	77.38	75.71
AED	79.06	77.88

LIBOR	
1 Month	4.90029
3 Month	5.19786
6 Month	5.23743

> Please call Treasury Sales Desk (9922 0337, 9922 0438 & 9922 0747) for transactions over US Dollars 5,000 or equivalent amount in other currencies (cumulative basis)
> Above rates are not valid for transactions above USD 5,000 or equivalent amount in other currencies (cumulative basis)
> Unless otherwise specifically stated, the given rates are market indicative and subject to change without prior notice
> NBP captures above foreign exchange rates from sources believed to be reliable. NBP does not accept any liability for consequences that may arise from the usage of these rates
> All FX designated branches must ensure reporting of all export bills falling over due today
> All FX designated branches must ensure that all credits in Nostro accounts have been responded
> All FX designated branches must ensure retention of export proceeds into FC accounts as per SBP guidelines
> For all Chinese Yuan transactions please contact Treasury Sales Desk.

* Currencies listed are NOT available to NBP's customers, please contact treasury sales for more details

THIS IS A COMPUTER GENERATED RATE SHEET AND DOES NOT REQUIRE ANY SIGNATURE

Treasury Sales Desk - Head Office: I.I. Chundrigar Road, Karachi
Direct Lines: 99220337, 99220438, 99220747. Email: tesales@nbp.com.pk / tmg.fet@nbp.com.pk PABX 99220100 - Sq. Exts: 3211, 3212, 3213 & 3214

PAKISTAN LNG

Debit Note	
Document No:	KE-03052023-01
Debit Note Date:	05 May 2023
Date of Issue:	03 May 2023

Detail of Payee		Detail of Payer	
Name:	K-Electric Pvt Ltd.	Name:	Pakistan LNG Limited
Address:	KE House, 39B Sunset, Boulevard, DHA Phase-II Karachi.	Address:	8th Floor, Petroleum House, Ataturk Avenue, G-5/2, Islamabad.
NTN:	1543137-1	NTN:	7203423-3

Sr. No.	Description	Quantity MMBTU	Gas Price USD/MMBTU	USD Exchange Rate	Gas Charges PKR
1	Debit Note against Invoice No. KE-12/2023 against the Adjustment dated April 30, 2023.	390.022563	11.5656	284.3	1,305,121.08

Total amount in words		
Rupees One Million Five Hundred Forty Thousand Forty-Two and Paisas Eighty-Seven Only.	Total	1,305,121.08
	18% GST	234,921.79
	Total	1,540,042.87

Remarks:

For Pakistan LNG Limited

Chief Financial Officer

5th & 9th Floor, Petroleum House, Ataturk Avenue, G-5/2, Islamabad, Pakistan. PH +92 51 921 [illegible] Fax +92 51 921 [illegible]
www.pakistanlng.com | info@pakistanlng.com

PAKISTAN LNG LIMITED

PLL-KE Delivery Point

Joint Meter Reading Conducted on 2 May 2023

Adjustment for 30 April 2023

From	Sunday, April 30, 2023	To	Sunday, April 30, 2023

Flow during last hour (i.e. 1400 hours)	0.914206	MMSCF	GCV for last hour (i.e. 1400 hours)	1,058.147400	Mmbtu
Calculated flow from 14:56:56 to 14:59:25 hours (i.e. 2 minutes and 29 seconds)	0.162004	MMSCF			
Calculated flow from 14:56:56 to 14:59:21 hours (i.e. 3 minutes and 16 seconds)	0.212196	MMSCF			
Total Flow Adjustment on 30 April 2023	0.295111	MMSCF	Total Energy Adjustment on 30 April 2023	296.922553	MMBTU

Note: Flow was not recorded from 14:56:56 to 14:59:25 hours (i.e. 2 minutes and 29 seconds) and from 14:56:56 to 14:59:21 hours (i.e. 3 minutes and 16 seconds) on 30 April 2023, an adjustment is calculated for a total of 5 minutes and 43 seconds.

KE	Independent Surveyor	PLL
Muhammad Ali Shahani	Syed Javed Ul Hassan	Syed Muhammad Asad 02-05-23
	Umar Bin Mohiuddin	Muhammad Naveed
SSGCL		**SNGPL**
Usama Bin Tariq		Mustafa Khan
Danish Saleem		

PAKISTAN LNG LIMITED

FLL-RE Delivery Point

Joint Meter Reading Conducted on 2 May 2023

Data for Invoice for the Month of April 2023

From: Saturday, April 1, 2023 To: Sunday, April 30, 2023

Date	Exported Volume (MMSCF)				Total Volume (MMSCF)	Exported Energy (MMBTU)				Total Energy (MMBTU)	Average GCV (Btu/Scf)
	Meter 1		Meter 2			Meter 1		Meter 2			
	Cumulative	Daily	Cumulative	Daily		Cumulative	Daily	Cumulative	Daily		
Previous	9834677983.151300	-	862670139.880100	-	-	10499182.367400	-	3042395.887900	-	-	-
1-Apr-23	9834677983.151300	0.000000	862670379.869000	101.258000	101.258000	10499182.367400	0.000000	3189980.033300	107584.145400	107584.145400	1062.7879
2-Apr-23	9834677983.151300	0.000000	862670375.395400	85.471400	85.471400	10499182.367400	0.000000	3281024.451300	91064.418200	91064.418200	1062.1875
3-Apr-23	9834677983.151300	0.000000	862670477.551600	112.313200	112.313200	10499182.367400	0.000000	3380315.912800	119391.461500	119391.461500	1062.1332
4-Apr-23	9834677983.151300	0.000000	862670590.959400	113.082800	113.082800	10499182.367400	0.000000	3480602.578200	120146.643400	120146.643400	1062.4494
5-Apr-23	9834677983.151300	0.000000	862670659.580200	108.751800	108.751800	10499182.367400	0.000000	3595982.887800	115120.329600	115120.329600	1059.5609
6-Apr-23	9834677983.151300	0.000000	862670777.884600	118.196400	118.196400	10499182.367400	0.000000	3720708.387100	125123.479300	125123.479300	1058.6235
7-Apr-23	9834677983.151300	0.000000	862670898.390200	120.505600	120.505600	10499182.367400	0.000000	3846222.083000	127653.736000	127653.736000	1059.6689
8-Apr-23	9834677983.151300	0.000000	862671019.929000	121.539400	121.539400	10499182.367400	0.000000	3977862.962200	129471.868200	129471.868200	1059.5548
9-Apr-23	9834677983.151300	0.000000	862671120.511700	100.582100	100.582100	10499182.367400	0.000000	4083435.895700	106032.941000	106032.941000	1054.1607
10-Apr-23	9834677983.151300	0.000000	862671244.432600	123.920900	123.920900	10499182.367400	0.000000	4214628.237100	131190.367900	131190.367900	1058.6631
Sub-Total		0.000000		1105.672500	1105.672500		0.000000		1172336.469200	1172336.469200	1060.114000
11-Apr-23	9834677983.151300	0.000000	862671565.300500	123.867900	123.867900	10499182.367400	0.000000	4343813.178600	131188.817700	131188.817700	1059.1006
12-Apr-23	9834677983.151300	0.000000	862671689.613700	121.313200	121.313200	10499182.367400	0.000000	4474443.332800	726650.158000	726650.158000	1050.3346
13-Apr-23	9834677983.151300	0.000000	862671612.967200	122.353600	122.353600	10499182.367400	0.000000	4605315.287900	130847.947500	130847.947500	1060.9171
14-Apr-23	9834677983.151300	0.000000	862671742.772800	129.805500	129.805500	10499182.367400	0.000000	4749806.918400	144282.709100	144282.709100	1111.6000
15-Apr-23	9834677983.151300	0.000000	862671891.004300	136.271700	136.271700	10499182.367400	0.000000	4914832.145200	165236.963800	165236.963800	1114.7180
16-Apr-23	9834677983.151300	0.000000	862672023.179400	136.169900	136.169900	10499182.367400	0.000000	5086313.446900	151681.300800	151681.300800	1113.9303
17-Apr-23	9834677983.151300	0.000000	862672191.000200	163.887400	163.887400	10499182.367400	0.000000	5249224.877100	162708.431100	162708.431100	1114.5412
18-Apr-23	9834677983.151300	0.000000	862672354.787900	168.687100	168.687100	10499182.367400	0.000000	5421369.151600	182347.274500	182347.274500	1115.2209
19-Apr-23	9834677983.151300	0.000000	862672502.438000	145.226100	145.226100	10499182.367400	0.000000	5591534.276600	165785.119000	165785.119000	1114.3154
20-Apr-23	9834677983.151300	0.000000	862672620.217500	116.743700	116.743700	10499182.367400	0.000000	5728665.151700	120090.790700	120090.790700	1105.7440
Sub-Total		0.000000		1315.284700	1315.284700		0.000000		1512038.790000	1512038.790000	1095.027746

Dt.	Exported Volume (MMSCF)				Total Volume	Exported Energy (MMBTU)				Total Energy	Average GCV
	Meter 1		Meter 2			Meter 1		Meter 2			
21-Apr-23	[illegible]	0.000000	[illegible]	[illegible]	[illegible]	[illegible]	0.000000	[illegible]	[illegible]	[illegible]	[illegible]
22-Apr-23	[illegible]	0.000000	[illegible]	[illegible]	[illegible]	[illegible]	0.000000	[illegible]	[illegible]	[illegible]	[illegible]
23-Apr-23	[illegible]	0.000000	[illegible]	[illegible]	[illegible]	[illegible]	0.000000	[illegible]	[illegible]	[illegible]	[illegible]
24-Apr-23	[illegible]	0.000000	[illegible]	[illegible]	[illegible]	[illegible]	0.000000	[illegible]	[illegible]	[illegible]	[illegible]
25-Apr-23	[illegible]	0.000000	[illegible]	[illegible]	[illegible]	[illegible]	0.000000	[illegible]	[illegible]	[illegible]	[illegible]
26-Apr-23	[illegible]	0.000000	[illegible]	[illegible]	[illegible]	[illegible]	0.000000	[illegible]	[illegible]	[illegible]	[illegible]
27-Apr-23	[illegible]	0.000000	[illegible]	[illegible]	[illegible]	[illegible]	0.000000	[illegible]	[illegible]	[illegible]	[illegible]
28-Apr-23	[illegible]	0.000000	[illegible]	[illegible]	[illegible]	[illegible]	0.000000	[illegible]	[illegible]	[illegible]	[illegible]
29-Apr-23	[illegible]	0.000000	[illegible]	[illegible]	[illegible]	[illegible]	0.000000	[illegible]	[illegible]	[illegible]	[illegible]
30-Apr-23	[illegible]	0.000000	[illegible]	[illegible]	[illegible]	[illegible]	0.000000	[illegible]	[illegible]	[illegible]	[illegible]
Sub-Total		0.000000		[illegible]	[illegible]		0.000000		[illegible]	[illegible]	[illegible]
GRAND TOTAL		0.000000		[illegible]	[illegible]		0.000000		[illegible]	[illegible]	[illegible]

Volume exported during the month	[illegible]	MMSCF	Energy exported during the month	[illegible]	MMBTU
Total Gas Adjustment on 30 April 2023	[illegible]	MMSCF	Total Energy Adjustment on 30 April 2023	[illegible]	MMBTU
Total Volume exported during the month	[illegible]	MMSCF	Total Energy exported during the month	[illegible]	MMBTU

Note:

NE	Independent Surveyor	PLL
Muhammad Ali Shahani	Syed Javaid Ul Hassan	Syed Muhammad Asad 02-05-23
	Umar Bin Mahboob	Muhammad Naveed
SSGCL		SNGPL
Usama Bin Tariq		
Danish Saleem		Munzaan Khan

PAKISTAN LNG

Credit Note

Document No:	KE-14042023-01
Credit Note Date:	14 April 2023
Date of Issue:	14 April 2023

Detail of Payee		Detail of Payer	
Name:	K-Electric Pvt Ltd.	Name:	Pakistan LNG Limited
Address:	KE House, 39B Sunset, Boulevard, DHA Phase-II Karachi.	Address:	9th Floor, Petroleum House, Ataturk Avenue, G-5/2, Islamabad.
NTN:	1543137-1	NTN:	7203423-3

Sr. No.	Description	Quantity MMBTU	Gas Price USD/MMBTU	USD Exchange Rate	Gas Charges PKR
1	Credit Note against Invoice No. KE-10/2023 i.e Price determination by OGRA.	1,172,330.469209	(0.6988)	287.45	(235,486,091.69)

Total amount in words		
Rupees Two Hundred Seventy-Seven Million Eight Hundred Seventy-Three Thousand Five Hundred Eighty-Eight and Paisas Nineteen Only.	Total	(235,486,091.69)
	18% GST	(42,387,496.50)
	Total	(277,873,588.19)

Remarks:

For Pakistan LNG Limited

Chief Financial Officer

9th Floor, Petroleum House, Ataturk Avenue, G-5/2, Islamabad, Pakistan. Ph: +92 51 921 6903 Fax: +92 51 921 6904
www.paklng.com | info@paklng.com

OGRA Determined Provisional Price for the Month of April 2023

Sr. #	Particulars	Provisional Apr-23	Provisional Mar-23
	Quantitative Data (MMBtu)		
	No. of Cargos	1	1
	Quantity Received (MMBtu)	3,200,000	1,409,750
	Retainage	15,680	6,908
	Quantity Delivered at Terminal	3,184,320	1,402,842
i.	LNG Price (DES)	8.9823	10.0708
ii.	PLL's other import related actual costs	0.6820	0.6920
iii.	PLL Margin	0.2495	0.2518
iv.	Terminal Charges	0.5673	1.1503
v.	**RLNG Cost**	**11.4812**	**12.1729**
vi.	Volume on account of (Retainage) adjusted for recovery through RLNG quantity	0.0565	0.0599
vii.	Terminal Management Fee	0.0250	0.0250
viii.	O&M Costs	0.0029	0.0066
ix.	Performance Guarantee Costs	-	-
x.	Interconnection costs	-	-
xi.	**RLNG Price at Custody Transfer Station (CTS)**	**11.5656**	**12.2644**

PAKISTAN LNG Ltd.

Credit Note

Document No: KE-14042023-02
Credit Note Date: 14 April 2023
Date of Issue: 14 April 2023

Detail of Payee		Detail of Payer	
Name:	K-Electric Pvt Ltd.	Name:	Pakistan LNG Limited
Address:	KE House, 38B Sunset, Boulevard, DHA Phase-II Karachi.	Address:	9th Floor, Petroleum House, Ataturk Avenue, G-5/2, Islamabad.
NTN:	1543137-1	NTN:	7203423-3

Sr. No.	Description	Quantity MMBTU	Gas Price USD/MMBTU	USD Exchange Rate	Gas Charges PKR
1	Credit Note against Invoice No. KE-TOP-04/23 against Price Determination by OGRA.	168,714.601040	(0.6968)	297.45	(33,889,712.03)

Total amount in words		
Rupees Thirty-Nine Million Nine Hundred Eighty-Nine Thousand Eight Hundred Sixty and Paisas Twenty Only.	Total	(33,889,712.03)
	15% GST	(6,109,148.17)
	Total:	(39,980,860.20)

Remarks:

For Pakistan LNG Limited

Chief Financial Officer

9th Floor, Petroleum House, Ataturk Avenue, G-5/2, Islamabad, Pakistan, Ph: +92 51 921 6903 Fax: +92 51 921 6904
www.paking.com | info@paking.com

OGRA Determined Provisional Price for the Month of April 2023

Sr. #	Particulars	Provisional Apr-23	Provisional Mar-23
	Quantitative Data (MMBtu)		
	No. of Cargos	1	1
	Quantity Received (MMBtu)	3,200,000	1,409,750
	Retainage	15,680	6,908
	Quantity Delivered at Terminal	3,184,320	1,402,842
i.	LNG Price (DES)	9.3822	10.0708
ii.	PLL's other import related actual costs	0.6920	0.6920
iii.	PLL Margin	0.2496	0.2518
iv.	Terminal Charges	0.5673	1.1583
v.	**RLNG Cost**	**11.4812**	**12.1729**
vi.	Volume on account of (Retainage) adjusted for recovery through RLNG quantity	0.0585	0.0599
vii.	Terminal Management Fee	0.0250	0.0250
viii.	O&M Costs	0.0029	0.0066
ix.	Performance Guarantee Costs	-	-
x.	Interconnection costs	-	-
xi.	**RLNG Price at Custody Transfer Station (CTS)**	11.5676	12.2644

PAKISTAN LNG LTD

"Without Prejudice"

Invoice No.	KE-TOP-04/23	
Billing Cycle	From	To
	1-Apr-23	10-Apr-23
Invoice Date	Tuesday, April 11, 2023	
Issue Date	Tuesday, April 11, 2023	
Due Date	Sunday, April 16, 2023	

Managing Director,
KE House, 39B Sunset
Boulevard, DHA Phase-II,
Karachi

Buyer's NTN 1543137-1

INVOICE UNDER THE GAS SALES AGREEMENT

Dear Sir,

In accordance with the terms agreed, K-Electric is requested to arrange payment of PKR 701,848,370.69 being the payment against Gas supplied during the above-mentioned period. Details in this respect are given below:

(1)	Take or Pay Quantity	(a) MMSCF	159,147800	
		(b) MMBTU	168,714.601040	Annex-I
(2)	Gas Price	USD / MMBTU	12.2644	Annex-II
(4)	USD exchange rate	PKR / USD	287.45	Annex-III
(5)	Gas Charges	PKR	594,786,754.82	(1b) x (2) x (3)
(6)	FED @ PKR 10 / MMBTU	PKR	-	see notes below
(7)	Sub-Total	PKR	594,786,754.82	(4) + (5)
(8)	Take or Pay / other charges (if any)	PKR	-	Annex-IV
(9)	Adjustments (if any)	PKR	-	-
(10)	Total	PKR	594,786,754.82	(6) + (7) + (8)
(11)	GST @ 18%	PKR	107,061,615.87	(9) x 18%
(12)	Late Payment Surcharge	PKR	-	Annex-V
	Total Amount Due	**PKR**	**701,848,370.69**	(9) + (10) + (11)

Amount in Words:
Seven Hundred One Million Eight Hundred Forty Eight Thousand Three Hundred Seventy Rupees and Sixty Nine Paisas.

Payment may be made in any of PLL's following bank accounts:

1	Bank	United Bank Limited (UBL)
	Branch	Corporate Centre, UBL Building, Blue Area Islamabad (0239)
	Account No.	243961339
	Account Title	Pakistan LNG Limited
2	Bank	National Bank of Pakistan (NBP)
	Branch	Corporate Branch, G-5, Islamabad (3221)
	Account No.	3146100883
	Account Title	Pakistan LNG Limited
3	Bank	Habib Metropolitan Bank
	Branch	F-7 Markaz Branch Islamabad
	Account No.	0237217140131770
	Account Title	Pakistan LNG Limited

Other Details:

NTN	7203423-3
STRN	3277876123000

Kind Regards,

Chief Financial Officer
for Pakistan LNG Limited

K - Electric Limited

(Formerly Karachi Electric Supply Company Limited)

Incoming Bill Sticker

Vendor Code	100403	Vendor Name:	M/s. TAPAL ENERGY LIMITED

Vendor Bill Details — Energy Payment for April-2023

						Initiated by
Invoice Date	2-May-23	Invoice No.	EC-04/23/KE	Amount	437,490,610	
Bill Receiving Date	2-May-23	P. O. No.		G.R. No.		
						Signature / Name / Date

Bill Verification Details

GL Account	CC	Tax Code	Order No.	Amount (In Full Rupees)	Remarks
EA8005	220040000			438,241,107	TEL CPP Invoice Apr'23
			Gross Amount	438,241,107	
Parking No.		Less :	Down Payment		
Parking Date			Other Adjustment		
Payment Due Date	27-May-23		GV disallowed by NEPRA Mo Mar-23	(750,497)	
Checked & Posted by			Retention		
			LD Charges		
			Net Amount	437,490,610	
			I. Tax		
Accounts Payable			Amount Payable		

Rupees:-

Document Forwarded to:		
Business Area / Department:	Addressee Name & Location:	Forwarded Date:

Verified By	Approved By			
		Commercial		
Signature / Name / Date	Authorized Signatures		Functional Approval	FBA / COO *

Payment Particulars

Payment Doc. No	Date	Bank	Cheque No.	Cheque Date	Amount (In Full Rupees)

* as per signature mandate

TAPAL ENERGY (PRIVATE) LIMITED

Corporate Office: F-25 • Block 5 • Rolhan Street
Kehkashan • Clifton • Karachi - 75600 • Pakistan
Tel : +92-21-35876984 - 7
Fax : +92-21-35876991 & 35876993
Email : telcoff@tapalenergy.com.pk

Mr. Aamir Rizwan Qureshi,
Head of Fuel and IPP Management,
K-Electric Limited,
K-Electric House, 2nd Floor,
39-B, Sunset Boulevard,
Defence Phase II,
Karachi.

Date: May 02, 2023
Ref: TEL/KE-061/23

Dear Mr. Qureshi,

Subject: **Energy Charge Invoice for the month of April 2023**

Pursuant to the Tariff Determination dated January 23, 2023 given by NEPRA, the invoice no. EC-04/23/KE dated May 02, 2023 for Energy Charge for the month of April 2023 is enclosed.

Please note that NEPRA vide its letter no. NEPRA/ADG(Trf)/TRF-580/TRF-591/22048-49 dated November 16, 2022 received by the Company on 17th November 2022, has directed that the future CV adjustment shall be made on the basis of average of CV test reports of each batch from two independent labs i.e. (i) SGS Lab and (ii) Hydrocarbon Institute of Pakistan (HDIP). Complying to the directive of NEPRA, the average value of CV results is used for adjustment for fuel consumption. It will be appreciated that this fact is also highlighted by your team to NEPRA during your monthly fuel adjustment hearing and submissions, so that the correct rate is applied by NEPRA as per its above referred directives in your monthly fuel adjustment decision.

We look forward for payment of this invoice within due date.

Yours sincerely,

Mustafa Lakdawala
Chief Financial Officer

Encl
1) Invoice no. EC-04/23/KE dated May 02, 2023.
2) Meter readings as of April 30, 2023.
3) Copy of notification for fuel price changes.
4) Copy of CBR notification for Sales Tax on POL products.
5) Copy of clause 132 of the second schedule of Income Tax Ordinance 2001.
6) Copy of Consumer Price Index (CPI).
7) Copy of Reference Tariff dated June 09, 2020.
8) Copy of Tariff Determination dated January 23, 2023.
9) Evidence for the actual Calorific Value (LHV) of furnace oil consumed.
10) Copy of NEPRA letter dated November 16, 2022.

TAPAL ENERGY

TAPAL ENERGY (PRIVATE) LIMITED

Corporate Office: F-25 • Block 5 • Rojhan Street
Kehkashan • Clifton • Karachi - 75600 • Pakistan
Tel : +92-21-35876994 - 7
Fax : +92-21-35876991 & 35876993
Email : telcoff@tapalenergy.com.pk

K-Electric Limited
K-Electric House, 2nd Floor,
39-B, Sunset Boulevard,
Defence Phase II, DHA
Karachi , Pakistan

Invoice for April 2023 Energy Charge
Invoice No. EC-04/23/KE
Invoice Date: May 02, 2023
Energy Charge due for the Period from April 01, 2023 to April 30, 2023

Fuel Cost Component (A)		
(A)	Fuel Cost Component (Rs./kWh)	22.2543
(B)	Related Net Electrical Output (kWh)	342,126
(C)	Subtotal (Rs.)	7,613,775
Fuel Cost Component (B)		
(D)	Fuel Cost Component (Rs./kWh)	22.1368
(E)	Related Net Electrical Output (kWh)	1,250,831
(F)	Subtotal (Rs.)	27,689,396
Fuel Cost Component (C)		
(G)	Fuel Cost Component (Rs./kWh)	25.2090
(H)	Related Net Electrical Output (kWh)	2,974,059
(I)	Subtotal (Rs.)	74,973,028
Fuel Cost Component (D)		
(J)	Fuel Cost Component (Rs./kWh)	25.3246
(K)	Related Net Electrical Output (kWh)	3,784,055
(L)	Subtotal (Rs.)	95,829,679
Fuel Cost Component (E)		
(M)	Fuel Cost Component (Rs./kWh)	25.2090
(N)	Related Net Electrical Output (kWh)	407,580
(O)	Subtotal (Rs.)	10,274,684
Fuel Cost Component (F)		
(P)	Fuel Cost Component (Rs./kWh)	25.3246
(Q)	Related Net Electrical Output (kWh)	1,494,474
(R)	Subtotal (Rs.)	37,846,956
Fuel Cost Component (G)		
(S)	Fuel Cost Component (Rs./kWh)	25.1989
(T)	Related Net Electrical Output (kWh)	2,803,452
(U)	Subtotal (Rs.)	70,643,907
Fuel Cost Component (H)		
(V)	Fuel Cost Component (Rs./kWh)	25.2363
(W)	Related Net Electrical Output (kWh)	3,263,789
(X)	Subtotal (Rs.)	82,365,938

TAPAL ENERGY

Fuel Cost Component (I)

(Y)	Fuel Cost Component (Rs./kWh)		25.1989
(Z)	Related Net Electrical Output (kWh)		498,635
(AA)	Subtotal (Rs.)		12,565,054
(AB)	Fuel Cost Component	(a)	419,802,437
(AC)	Variable O&M Component (Rs./kWh)		1.0963
(AD)	Variable O&M Component	(b)	18,438,670
(AE)	Total Net Electrical Output Delivered (kWh)		16,819,000
	(1) Date of Initial Meter Reading : 31-Mar-23 (at 24:00 hours)		
	Initial Reading (Main Meters) : 1,895,042,000 kWh		
	(2) Date of Final Meter Reading : 30-Apr-23 (at 24:00 hours)		
	Final Reading (Main Meters) : 1,911,861,000 kWh		
(AF)	Energy Charge	Rs. c=(a+b)	**438,241,107**

Amount in words: Rupees Four Hundred and Thirty Eight Million Two Hundred and Forty One Thousand One Hundred and Seven Only.

Payment of this amount is due on **May 27, 2023** and is payable in our following bank account:

Askari Bank Limited
3rd Floor, Plot No. BC-1,
KDA Scheme-5, Block - 9,
Clifton, Karachi
Account No. 0151650508691
IBAN: PK08 ASCM 0000 1516 5050 8691

Note: We are Exempt from deduction of tax as per clause 132 of the second schedule of the Income Tax Ordinance 2001.

For Tapal Energy (Pvt) Limited

Mustafa Lakdawala
Chief Financial Officer

K - Electric Limited

(Formerly Karachi Electric Supply Company Limited)

Incoming Bill Sticker

Vendor Code	350000	Vendor Name: M/s. GUL AHMED ENERGY LIMITED				Initiated by
Vendor Bill Details		Energy Payment for April 2023				
Invoice Date	2-May-23	Invoice No.	EPP-0042/2023	Amount	231,251,408	
Bill Receiving Date	2-May-23	P. O. No.		G.R. No.		
						Signature / Name / Date

Bill Verification Details

GL Account	CC	Tax Code	Order No.	Amount (In Full Rupees)	Remarks
EAB002	220040000			233,049,142	Energy Payment Apr-23
			Gross Amount	233,049,142	
Parking No.		Less :	Down Payment		
Parking Date			Other Adjustment		
Payment Due Date	27-May-23		GV disallowed by NEPRA Mts Mar-23	(1,797,734)	
Checked & Posted by			Retention		
			LD Charges		
			Net Amount	231,251,408	
			I.Tax		
Accounts Payable			Amount Payable		

Rupees:-

Document Forwarded to:		
Business Area / Department	Addressee Name & Location	Forwarded Date

Verified By	Approved By			
	Commercial			
Signature / Name / Date	Authorized Signatures		Functional Approval	FBA / COO *

Payment Particulars

Payment Doc. No.	Date	Bank	Cheque No.	Cheque Date	Amount (In Full Rupees)

* as per signature mandate

Gul Ahmed Energy Limited

F-K-ELECTRIC-L23-00398 May 2, 2023

Mr. Aamir Rizwan Qureshi
Head of Fuel and IPP Management
K-Electric Limited
KE House, 2nd Floor
39-B, Sunset Boulevard,
Phase – II, DHA
Karachi, Pakistan

Subject: **Energy Invoice for the month of April 2023**

Dear Sir,

Please find enclosed the Energy Invoice No. GAEL/EPP-0042/2023/K-ELECTRIC for the month of April-2023 with all the necessary supporting documents.

Thanking you.

Sincerely,

***For* Gul Ahmed Energy Limited**

Ubaid Amanullah
Chief Operating Officer

encl.

1. Energy Invoice No. GAEL/EPP-0042/2023/K-ELECTRIC.
2. Energy Purchase Price Calculation.
3. Consumer Price Indexation Tables.
4. Reference Date Parameters.
5. Transformer & Main Export Meter reading, Main Meters.
6. Daily Meter Reading.
7. Daily Fuel Inventory.
8. Box file of copy of Fuel Invoices.
9. CPI Index pages from Pakistan Bureau of Statistics.
10. Reference Tariff.
11. Copy of clause 132 of the Second Schedule of the Income Tax Ordinance 2001.
12. Fuel Price Notification.

7th Floor, Al-Tijarah Centre, 32-1-A, Block-6, P.E.C.H.S., Main Sharee Faisal, Karachi-75400, Pakistan.
Phone: +92-21-34540270-3, Fax: +92-21-34540274, E-mail: info@gaenergy.com

Gul Ahmed Energy Limited

Mr. Aamir Rizwan Qureshi
Head of Fuel & IPP Management
K-Electric Limited
Phase – II, DHA Karachi, Pakistan

INVOICE FOR THE MONTH OF April 2023
Invoice No.: EPP-0042/2023 /K-ELECTRIC
Invoice Date: May 2, 2023

Energy Purchase Price due for the Month of April-2023

Period		(A) Fuel Cost Component	(B) Variable O&M Component (Local)	(C) Total Energy Purchase Price	(D) Net Electrical Output Delivered	(E) Total Energy Payment
From	to	(Rs. /kWh)	(Rs. /kWh)	(Rs. /kWh)	kWh	(Rupees)
1-Feb-2023 to	15-Feb-2023	23.4270	1.1684	24.5954	58,425	1,436,993
1-Feb-2023 to	15-Feb-2023	23.4044	1.1684	24.5729	2,619,818	64,376,424
1-Feb-2023 to	15-Feb-2023	23.4270	1.1684	24.5954	216,601	5,327,390
1-Feb-2023 to	15-Feb-2023	23.4177	1.1684	24.5861	216,230	5,316,252
1-Feb-2023 to	15-Feb-2023	23.4470	1.1684	24.6155	212,536	5,231,874
1-Feb-2023 to	15-Feb-2023	23.4270	1.1684	24.5954	410,807	10,103,957
1-Feb-2023 to	15-Feb-2023	23.4097	1.1684	24.5781	423,919	10,419,130
1-Feb-2023 to	15-Feb-2023	23.4390	1.1684	24.6075	424,007	10,433,737
1-Feb-2023 to	15-Feb-2023	23.5131	1.1684	24.6816	427,498	10,551,256
16-Feb-2023 to	28-Feb-2023	23.5430	1.1684	24.7114	215,676	5,329,650
16-Feb-2023 to	28-Feb-2023	23.5278	1.1684	24.6962	1,515,413	37,449,872
16-Feb-2023 to	28-Feb-2023	23.4651	1.1684	24.6336	848,659	20,555,525
16-Feb-2023 to	28-Feb-2023	23.5278	1.1684	24.6962	1,863,415	46,107,488
					Total Amount	233,049,142

Initial Meter Reading as of	01-Apr-2023	(at 0000 hrs.)	1,379,505,000	kWh
Final Meter Reading as of	30-Apr-2023	(at 2400 hrs.)	1,388,965,000	kWh
Net Electrical Output Delivered			9,460,000	kWh

(Rupees Two Hundred Thirty-Three Million Forty-Nine Thousand One Hundred Forty Two Only).

Payment of this amount becomes due on May 27, 2023 and payment directly made to HBL following account:

Account Name	GUL AHMED ENERGY LIMITED
Account No.	07567900791203
IBAN No.	PK69 HABB 0007567900791203
Bank Name	Habib Bank Limited
Branch & Address	HBL Plaza Branch,
	I.I. Chundrigar Road, Karachi - 74200

Note : We are Exempt from deduction of tax as per clause 132 of the Second Schedule of the Income Tax Ordinance 2001.

For Gul Ahmed Energy Limited

Chief Operating Officer

Chief Financial Officer

7th Floor, Al-Tijarah Centre, 32-1-A, Block-6, P.E.C.H.S., Main Sharae Faisal, Karachi-75400, Pakistan.
Phone: +92-21-34540270-3, Fax: +92-21-34540274, E-mail: info@gaenergy.com

GUL AHMED ENERGY LIMITED

Energy Purchase Price Calculation

Invoice No.: GAEL EPP-0042/2023 /K-ELECTRIC

Fuel Cost Component on FIFO basis: $FCC_{(Rs/t)}$ x $P_{(Rs/t)}$ / $P_{(Rs/t)}$ x $CV_{(Rs/t)}$ / $CV_{(Rs/t)}$ = $FCC_{(Rs/t)}$

1-Feb-2023	to	15-Feb-2023	13.5033	x	108,514.94	/	62,586.93	x	38,826.19	/	38,802.06	=	23.4270
1-Feb-2023	to	15-Feb-2023	13.5033	x	108,087.18	/	62,586.93	x	38,826.19	/	38,836.32	=	23.4044
1-Feb-2023	to	15-Feb-2023	13.5033	x	108,514.94	/	62,586.93	x	38,826.19	/	38,802.06	=	23.4270
1-Feb-2023	to	15-Feb-2023	13.5033	x	108,037.59	/	62,586.93	x	38,826.19	/	38,646.64	=	23.4177
1-Feb-2023	to	15-Feb-2023	13.5033	x	108,173.00	/	62,586.93	x	38,826.19	/	38,646.64	=	23.4470
1-Feb-2023	to	15-Feb-2023	13.5033	x	108,514.94	/	62,586.93	x	38,826.19	/	38,802.06	=	23.4270
1-Feb-2023	to	15-Feb-2023	13.5033	x	108,037.59	/	62,586.93	x	38,826.19	/	38,659.87	=	23.4097
1-Feb-2023	to	15-Feb-2023	13.5033	x	108,173.00	/	62,586.93	x	38,826.19	/	38,659.87	=	23.4390
1-Feb-2023	to	15-Feb-2023	13.5033	x	108,514.94	/	62,586.93	x	38,826.19	/	38,659.87	=	23.5131
16-Feb-2023	to	28-Feb-2023	13.5033	x	108,380.00	/	62,586.93	x	38,826.19	/	38,562.06	=	23.5430
16-Feb-2023	to	28-Feb-2023	13.5033	x	108,560.80	/	62,586.93	x	38,826.19	/	38,652.15	=	23.5278
16-Feb-2023	to	28-Feb-2023	13.5033	x	108,380.00	/	62,586.93	x	38,826.19	/	38,680.73	=	23.4651
16-Feb-2023	to	28-Feb-2023	13.5033	x	108,560.80	/	62,586.93	x	38,826.19	/	38,652.15	=	23.5278

Variable O&M Component (Local)

Variable $O\&M_{(REV)}$ = $V.\ O\&M_{(REV)}$ x $CPI_{(REV)}$ / $CPI_{(REV)}$

= 0.5738 x 219.9833 / 121.6300

= 1.1884

K - Electric Limited

(Formerly Karachi Electric Supply Company Limited)

Incoming Bill Sticker

Vendor Code	101929	Vendor Name:	M/s. INTERNATIONAL STEELS LIMITED			Initiated by
Vendor Bill Details		Energy Payment for April-2023				
Invoice Date	1-May-23	Invoice No.	FFF-157	Amount	1,258,739	
Bill Receiving Date	2-May-23	P. O. No.		G.R. No.		
						Signature / Name / Date

Bill Verification Details

GL Account	CC	Tax Code	Order No.	Amount (In Full Rupees)	Remarks
EAB005	220040000			1,066,728	EPP Apr-23
			GST 18%	192,011	I.S.L
			Gross Amount	1,258,739	
Parking No.		Less :	Down Payment		
Parking Date			Other Adjustment		
Payment Due Date	27-May-23		Withheld 10% P. Bond		
Checked & Posted by			Retention		
			LD Charges		
			Net Amount	1,258,739	
			I.Tax		
Accounts Payable			Amount Payable		

Rupees:-

Document Forwarded to:		
Business Area / Department	Addressee Name & Location	Forwarded Date

Verified By	Approved By			
4 May 23				
Signature / Name / Date	Authorized Signatures		Functional Approval	FBA / COO *

Payment Particulars

Payment Doc. No.	Date	Bank	Cheque No.	Cheque Date	Amount (In Full Rupees)

* as per signature mandate

Nasir Shamsi
Rashid Ali
0333-2548809
7

INTERNATIONAL STEELS LIMITED
Shaping Tomorrow

INTERNATIONAL STEELS LIMITED
101 BEAUMONT PLAZA
10 BEAUMONT ROAD
KARACHI - 75530
SALES TAX REGISTRATION # 17-00-3020-92-110

SALES TAX INVOICE

BILL FOR K- ELECTRIC LIMITED FOR THE MONTH OF APR-2023

Invoice # PP-157 Date: May 1, 2023

Due Date: May 26, 2023

Name of Customer: K- ELECTRIC LIMITED
KESC House,2nd Floor
39-B,Sunset Boulevard
Phase-II,DHA
Karachi.

Sales Tax Reg. No. 12-00-2716-007-28

Meter Reading:	Present	Previous	Units Billed
	KWH		KWH
ISL 1	55,008,000	55,865,000	43,000
ISL 2	44,702,000	44,667,000	35,000
			78,000

		Rupees
Rate for units up to 80% (8,705,462)		
Fuel Cost		11,758
GID CESS		-
Variable and other charges		1,918
Rate per unit With Steam Turbine		13,676
Units billed up to 80% (KWH)		78,000
Amount excluding GST (Rs.)	A	1,066,728
Rate for units exceeding 80% (8,705,462)		
Fuel Cost		11,758
GID CESS		-
Variable and other charges		1,141
Rate per unit With Steam Turbine		12,899
Units billed exceeding 80% (KWH)		-
Amount excluding GST (Rs.)	B	-
Total units billed		78,000
Differential in variable and other charges due to increase in cost of borrowing for the Billing month.	C	
Total amount excluding GST	A+B+C	1,066,728
GST @ 18%		192,011
Amount payable by due date		**1,258,739**

Rupees One Million Two Hundred Fifty Eight Thousand Seven Hundred Thirty Nine Only

(Note : SED exempt as per SRO 656(1)/2007 dated 19th June 2007)
*Todate, 651.88 million units (KWH) have been sold to K Electric.

INTERNATIONAL STEELS LTD. 101 Beaumont Plaza 10 Beaumont Road KARACHI

Chief Financial Officer

K - Electric Limited

(Formerly Karachi Electric Supply Company Limited)

Incoming Bill Sticker

Vendor Code	101255	Vendor Name: M/s. INTERNATIONAL INDUSTRIES LIMITED			
Vendor Bill Details		Energy Payment for April-2023			Initiated by
Invoice Date	2-May-23	Invoice No.	DN23-85428	Amount	13,953,696
Bill Receiving Date	3-May-23	P. O. No.		G.R. No.	
					Signature / Name / Date

Bill Verification Details

GL Account	CC	Tax Code	Order No.	Amount (In Full Rupees)	Remarks
EAB009	220040000			12,765,402	Energy Payment Apr '23
			GST @ 18%	2,297,772	
			Gross Amount	15,063,175	
Parking No.		Less :	Down Payment		
Parking Date			Other Adjustment		
Payment Due Date	2-Jun-23		Deduction	(1,109,479)	Contract expired on 17th April
Checked & Posted by			GST@17%		LDC issued zero despatch
			LD Charges		Instruction
			Net Amount	13,953,696	
			/ Tax		
Accounts Payable			Amount Payable		

Rupees:-

Document Forwarded to:		
Business Area / Department	Addressee Name & Location	Forwarded Date

Verified By	Approved By			
	Technical	Commercial		
Signature / Name / Date	Authorized Signatures *		Functional Approval	FBA / COO *

Payment Particulars

Payment Doc. No.	Date	Bank	Cheque No.	Cheque Date	Amount (In Full Rupees)

* as per signature mandate

INTERNATIONAL INDUSTRIES LIMITED
101 BEAUMONT PLAZA
10 BEAUMONT ROAD
KARACHI - 75530
SALES TAX REGISTRATION # 02-04-7306-001-62

SALES TAX INVOICE

BILL FOR ELECTRIC SUPPLY FOR APRIL-2023 — April/23

Invoice # DN23-85425 — Date: 2-May-2023
Contract # CPP 04/2009-807

Due Date: 1-Jun-2023

Name of Customer: **K-ELECTRIC LIMITED**
2nd Floor 39-B, Sunset Boulevard
Phase-II, DHA
Karachi.

Sales Tax Reg. No. **12-00-2716-007-28**

Meter Reading:	**Present** (KWH)	**Previous** (KWH)	**Units Billed** (KWH)
III.	26,714,571	25,791,475	923,096
Total	26,714,571	25,791,475	**923,096**

Rate for units upto 50% Capacity	**Rupees**
Fuel Cost (@ 1200 per MMBTU)	11.8135
GID Cess	
Variable and other charges	2.0154
Rate per unit	13.8289
Total units billed	923,096.00
Total amount excluding GST	**12,765,402.27**
GST 18%	2,297,772.41
Amount payable by due date	**15,063,174.68**

(Fifteen million sixty-three thousand One hundred seventy-four and Paisa Sixty-eight Only)

For and on behalf of
International Industries Limited

Financial Controller

K - Electric Limited

(Formerly Karachi Electric Supply Company Limited)

Incoming Bill Sticker

Vendor Code	153150	Vendor Name:	FFBL POWER COMPANY LIMITED			Initialed by
Vendor Bill Details		Energy Payment for April-2023				
Invoice Date	30-Apr-23	Invoice No.	9S1000124	Amount	855,039,130	
Bill Receiving Date	2-May-23	P. O. No.		G.R. No.		
						Signature / Name / Date

Bill Verification Details

GL Account	CC	Tax Code	Order No.	Amount (In Full Rupees)	Remarks
EAB004	220040000			724,609,432	CPP Apr'23
			GST @18%	130,429,698	FPCL
			Gross Amount	855,039,130	
Parking No.		Less :	Deduction		
Parking Date			GST 17%		
Payment Due Date	1-Jun-23		Deduction		
Checked & Posted by			GST 17%		
			I.O Charges		
			Net Amount	855,039,130	
			I.Tax		
Accounts Payable			Amount Payable		

Rupees:-

Document Forwarded to:		
Business Area / Department	Addressee Name & Location	Forwarded Date

Verified By	Approved By			
8/6/23	Technical	Commercial	FM	
Signature / Name / Date	Authorized Signatures *		Functional Approval	FBA / COO *

Payment Particulars

Payment Doc. No.	Date	Bank	Cheque No.	Cheque Date	Amount (In Full Rupees)

* as per signature mandate

FFBL POWER COMPANY LIMITED

COMMERCIAL INVOICE
ENERGY PURCHASE PRICE

K-Electric Limited	**Invoice no: 951000124**
2nd Floor, BOC bldg, KE house	**Invoice Date: April 30, 2023**
39-B, Sunset Boulevard, DHA II, Karachi	**FFBL Power Company Limited.**
NTN: 1543137-1	NTN: 4302481-5
STRN: 12-00-2716-002-78	STRN 2300430248116

Subject: Energy Purchase Price invoice for the month of April 2023

Energy Purchase Price payment for the Net Electrical Output delivered to K-Electric Limited under Power Purchase Agreement for the month of April 2023

(a)	Total NEO	A	kWh	36,749,000
(b)	Energy Price	B	Rs. / kWh	19.7178
(c)	Energy Payment	C = A * B	Rupees	724,609,432

Energy Payment Excluding General Sales Tax	Rupees	724,609,432
Add: GST @ 18% of Energy Payment for the month of April 2023	Rupees	130,429,098
Total	Rupees	855,039,130

Payment Terms:

(1) The payment of this amount is to be made in full on before thirtieth (30th) Day following the date of the receipt of this invoice.

(2) Payment can be made through banker's cheque / Bank Draft or online transfer.:
Title of Account: Revenue Account - FFBL Power Company Limited
Account Number: 3310259314
IBAN No: PK31NBPA3123003310259314
Bank Name: National Bank of Pakistan
Bank Address: 85West, Rizwan Center, Blue Area Islamabad.

Attachments:

(1) Calculation of adjustment of Energy Price components of the Energy Price enclosed as Annexure A

(2) Net Electrical output data on hourly basis - enclosed as Annexure B

(3) Schedule 14 - Energy Meter Reading Form - enclosed as Annexure C

(4) Energy Meter photograph as on 01-May-2023 00:01:09 hrs - enclosed as Annexure D

(5) Decision of the Authority in the matter of Tariff Adjustment at COD - enclosed as Annexure E

(6) Quarterly indexation Adjustment by National Electric Power Regulatory Authority - enclosed as Annexure F

(7) Fuel price notification - enclosed as Annexure G

Note:

Invoicing has been made on the fuel price component approved by NEPRA for 17th Indo Shipment <i></> That Coal against NEO delivered during the month of April 2023. However 36,749,000 KWH have been generated from coal received in 18th Indo Shipment <i></> Local Coal respectively. The approval for adjustment of fuel coal component have been applied to NEPRA for 18th Indo Shipment <i></> Local Coal for which the approval have not been received as yet. Adjustment if any in the fuel coal component shall be made through issuance of Debit/Credit note subsequently.

P-1-Q

FFBL Tower, C1/C2, Sector B, Jinnah Boulevard, DHA Phase II, Islamabad, Pakistan Tel: +92 51 876 3325 Fax: +92 51 876 3305, www.fpcl.com

FFBL POWER COMPANY LIMITED

Attachments:

EPP tariff has been charged on provisional basis which shall be actalised after approval from NEPRA. Adjustment in EPP tariff components shall be made through issuance of Debit/Credit note subsequently.

This invoice has been issued under NEPRA letter No. NEPRA/R/ADG(Tr)/PAR-146/KE(FPCL)-2015/1970 dated Feb 09, 2022 which is subject to adjustment in accordance with the approval of PPA and Tariff by NEPRA.

For and on behalf
FFBL Power Company Limited

Authorized Signatory

FFBL POWER COMPANY LIMITED
FPCL

* Errors and omissions accepted

FFBL Tower, C1/C2, Sector B, Jinnah Boulevard, DHA Phase II,
Islamabad, Pakistan Tel: +92 51 876 3325 Fax: +92 51 876 3305, www.fpcl.com

Say No To Corruption

FPCL

FFBL POWER COMPANY LIMITED

SALES TAX INVOICE

ENERGY PURCHASE PRICE (EPP)

Invoice no: 9516080124
Invoice Date: April 30, 2023

Supplier's Name	Customer's Name
FFBL Power Company Limited FFBL Tower, C1/C2, Sector B, Jinnah Boulevard, DHA II, Islamabad. NTN: 4302481-3 STRN: 23008302485116	**K-Electric Limited** 2nd Floor, SOC bldg, KE house 39-B, Sunset Boulevard, DHA II, Karachi NTN: 1343137-1 STRN: 12-00-2716-002-28

Description	Amount In Pak Rupees		
	Amount Excluding Sales Tax	Amount of Sales Tax 18%	Amount Including Sales Tax
Energy Purchase Price For the Month of April 2023 - Power	724,609,432	130,429,698	855,039,130
TOTAL PAYMENT	724,609,432	130,429,698	855,039,130

For and on behalf
FFBL Power Company Limited

FFBL POWER COMPANY LIMITED FPCL

Authorized Signatory

* Errors and omissions accepted.

SAY NO To Corruption

Annexure-A

Applicable rates for the month of April 2023

FFBL POWER COMPANY LIMITED

Break up of Energy Price Components - Power Purchase Agreement

Description	Reference Rate Rs/kWh	Revised Rate Rs/kWh	Approved Rate Rs/kWh	Date of Approval
Fuel Cost Component	5.1253	19.4750	19.4750	13-Mar-2023
Ash Disposal	-	Quarterly Adj. on actual basis after NEPRA approval.	-	
Lime Stone	-		-	
Variable O&M - Foreign	0.0895	0.2264	0.2264	13-Mar-2023
Variable O&M - Local	0.0129	0.0164	0.0164	
Water Charges	-	Quarterly Adj. on actual basis after NEPRA approval.	-	
	5.2237		19.7178	

K - Electric Limited

(Formerly Karachi Electric Supply Company Limited)

Incoming Bill Sticker

Vendor Code	153265	Vendor Name: SINDH NOORIABAD POWER COMPANY (Pvt.) Limited			
Vendor Bill Details		Energy Payment for April-2023			Initiated By
Invoice Date	2-May-23	Invoice Nos.	KE/04/23/EPP-065 KE-00198	Amount	246,017,442
Bill Receiving Date	5-May-23	P. O. No.		G.R. No.	
					Signature / Name / Date

Bill Verification Details

SNPC-1

GL Account	CC	Tax Code	Order No.	Amount (In Full Rupees)	Remarks
				208,489,356	Energy Payment Apr '2023
			GST @18%	37,528,084	
			Gross Amount	246,017,442	
Parking No.		Less :	Down Payment		
Parking Date			Other Adjustment		
Payment Due Date	4-Jun-23 4-Jun-23				
Checked & Posted by			Deduction	-	
			LD Charges		
			Net Amount	246,017,442	
			LTax		
Accounts Payable			Amount Payable		

Rupees:-

Document Forwarded to:

Business Area / Department	Addressee Name & Location	Forwarded Date

Verified By	Approved By			
	MUHAMMAD IQBAL SOKA General Manager Fuel Mgmt & Contract Admin K-ELECTRIC LIMITED	AAMIR RIZWAN QUREISHI Head of Fuel & PP Management K-ELECTRIC LIMITED Commercial	FM FAHAD MAZHAR General Manager Ex Transmission & BD K-ELECTRIC LIMITED	
Signature / Name / Date	Authorized Signatures		Functional Approval	FBA / COO *

Payment Particulars

Payment Doc. No.	Date	Bank	Cheque No.	Cheque Date	Amount (In Full Rupees)

* as per signature mandate

SINDH
NOORIABAD
Power Company
(Pvt) Limited

ENERGY PAYMENT INVOICE

Bill To:
Mr. Anur Rizwan
Head of Bussinees Developent
K-Electric Limited
Clifton, Karachi

Invoice No: KE/04/23/EPP-066
Invoice Date: 02-05-2023

Dear Sir,
We are furnishing our Energy Purchase Invoice for the month of April 2023 in accordance with section 9.5 (b) (ii) of Power Purchase Agreement.

TARIFF - Energy Purchase Price	**Indexed Apr - Jun 2023**
Fuel Cost Component	8.6039
Variable O&M-Foreign	1.2084
Variable O&M-Local	0.3696
Energy Purchase Price	**10.1819**

Total Electrical Output (MWH)	**20,476**
Total Electrical Output (KWH)	20,476,469
Amount Receivable exclusive of Sales Tax	**208,489,358**
General Sales Tax @ 18%	37,528,084
Net Amount Receivable Inclusive of GST	**246,017,442**

Two Hundred Forty Six Million Seventeen Thousand Four Hundred Forty Two Rupees and No Paisas

NOTE: The Aforementioned Invoice has been Prepared as per April - June 2023 indexation based on the NEPRA determination, dated September 21, 2021, for the reference Tariff without taking into account the True-up allowed in the said determination. The difference in True-up Tariff and Reference Tariff will be invoiced upon approval of True-up Tariff by NEPRA.

Thanking You

Syed Nadeem Ul Haque
Financial Controller

23-A/II, Mohammad Ali Jauhar Memorial Co-operative Housing Society, Karachi
Phone: +92 21 3454 0235 Fax: +92 21 3454 0236, info@snpc.com.pk

SINDH
NOORIABAD
Power Company
(Pvt) Limited

SALES TAX INVOICE

ORIGINAL

Invoice No: KE-00198

Date: 02-05-2023

Supplier's Name: SINDH NOORIABAD POWER COMAPANY PVT LTD
Address: 23-A/II, Fatima Jinnah Road, M.A.C.H.S
Karachi
Tel No/Fax No: 021 - 3454 0235 - 36
S. T. R # 17-00-4120-473-16
National Tax No: 4120473-5

Buyer's Name: K-Electric Limited
Address: PLOT 39-B, K-E HOUSE,SUNSET BOULEVARD,PHASE-II, DEFENCE HOUSING AUTHORITY, KARACHI
Tel .No/Fax No.
S. T. R # 12-00-2716-007-28
National Tax No 1548137-1

Q No.	Description of Goods	Value Excluding Sales Tax	Sales Tax Payable	Extra Tax @ 2%	Further Tax @ 1%	Value Including Sales Tax
	Energy Purchase Invoice from 01-April-23 to 30-April-23 @ 18% General Sales Tax.	208,489,358	37,528,084	-	-	246,017,442
Total		208,489,358	37,528,084			246,017,442

Two Hundred Forty Six Million Seventeen Thousand Four Hundred Forty Two Rupees and No Paisas

Thanking You

Syed Nadeem Ul Haque
Financial Controller

23-A/II, Mohammad Ali Jauhar Memorial Co-operative Housing Society, Karachi
Phone: +92 21 3454 0235 Fax: +92 21 3454 0236, info@snpc.com.pk

K - Electric Limited

(Formerly Karachi Electric Supply Company Limited)

Incoming Bill Sticker

Vendor Code		Vendor Name: SINDH NOORIABAD POWER COMPANY (Pvt.) Limited				Initiated by
Vendor Bill Details		Transmission Line Loss Payment for April-2023				
Invoice Date	2-May-23	Invoice No.	KE/04/23/TLL-065 KE-00199	Amount	3,646,818	
Bill Receiving Date	5-May-23	P. O. No.		G.R. No.		
						Signature / Name / Date

Bill Verification Details

Style - 1

Gl. Account	CC	Tax Code	Order No.	Amount (In Full Rupees)	Remarks
				3,090,524	TLL Payment Apr-2023
			GST @19%	556,294	
			Gross Amount	3,646,818	
Parking No.		Less :	Down Payment		
Parking Date			Other Adjustment		
Payment Due Date	4-Jun-23 1-Jun-23				
Checked & Posted by			Deduction	-	
			LD Charges		
			Net Amount	3,646,818	
			I.Tax		
Accounts Payable			Amount Payable		

Rupees:-

Document Forwarded to:		
Business Area / Department	Addressee Name & Location	Forwarded Date

Verified By	Approved By		
Signature / Name / Date	Authorized Signatures *	Funds Approval	FBA / COO *

Payment Particulars

Payment Doc. No.	Date	Bank	Cheque No.	Cheque Date	Amount (In Full Rupees)

* as per signature mandate

SINDH
NOORIABAD
Power Company
(Pvt) Limited

TRANSMISSION LINE LOSS INVOICE

Bill To:
Mr. Amir Rizwan
Head of Business Development
K-Electric Limited
Clifton, Karachi

Invoice No: KE/04/23/TLL-066
Invoice Date: 01-05-2023

Dear Sir,
We are furnishing our Transmission Line Loss Invoice for the month of April 2023 in accordance with section 9.5 (b) (ii) of Power Purchase Agreement.

	Indexed Apr-Jun 2023
TARIFF - Energy Purchase Price	
Fuel Cost Component	8.6039
Variable O&M-Foreign	1.2084
Variable O&M-Local	0.3696
Energy Purchase Price	**10.1819**
2% Transmission Line Loss (MWH)	**304**
2% Transmission Line Loss SNPC (KWH)	303,331
Amount Receivable exclusive of Sales Tax	**3,090,524**
General Sales Tax @ 18%	556,294.32
Net Amount Receivable Inclusive of GST	**3,646,818**

Three Million Six Hundred Forty Six Thousand Eight Hundred Eighteen Rupees and No Paisas

NOTE: The Aforementioned Invoice has been Prepared as per April - June 2023 indexation based on the NEPRA determination, dated September 21, 2021, for the reference Tariff without taking into account the True-up allowed in the said determination. The difference in True-up Tariff and Reference Tariff will be invoiced upon approval of True-up Tariff by NEPRA.

Thanking You

Syed Nadeem Ul Haque
Financial Controller

23-A/II, Mohammad Ali Jauhar Memorial Co-operative Housing Society, Karachi
Phone: +92 21 3454 0235 Fax: +92 21 3454 0236, info@nnpc.com.pk

SINDH NOORIABAD Power Company (Pvt) Limited

SALES TAX INVOICE

ORIGINAL

Invoice No KE-00199

Date: 02-05-2023

Supplier's Name: SINDH NOORIABAD POWER COMAPANY PVT LTD
Address. 23-A/II, Fatima Jinnah Road, M.A.C.H.S.
Karachi
Tel .No/Fax No. 021 - 3454 0235 - 36
S. T. R # 17-00-4120-473-16
National Tax No. 4120473-5

Buyer's Name: K-Electric Limited
Address: PLOT 39-B, K-E HOUSE,SUNSET BOULEVARD,PHASE-II, DEFENCE HOUSING AUTHORITY, KARACHI.
Tel .No/Fax No.
S. T. R # 12-00-2716-007-28
National Tax No. 1543137-1

Q.No.	Description of Goods	Value Excluding Sales Tax	Sales Tax Payable @ 17%	Extra Tax @ 2%	Further Tax @ 1%	Value Including Sales Tax
	Transmission Line Loss Invoice from 01-April-23 to 30-April-23 @ 18% General Sales Tax.	3,090,524	556,294			3,646,818
	Total	3,090,524	556,294			3,646,818

Three Million Six Hundred Forty Six Thousand Eight Hundred Eighteen Rupees and No Paisas

Thanking You.

Syed Nadeem Ul Haque
Financial Controller

23-A/II, Mohammad Ali Jauhar Memorial Co-operative Housing Society, Karachi
Phone: +92 21 3454 0235 Fax: +92 21 3454 0236, info@snpc.com.pk

K - Electric Limited

(Formerly Karachi Electric Supply Company Limited)

Incoming Bill Sticker

Vendor Code	153266	Vendor Name:	SINDH NOORIABAD POWER COMPANY (Pvt.) Limited-II

Vendor Bill Details — Energy Payment for April-2023

Invoice Date	2-May-23	Invoice Nos.	KE/04/23/EPP-066 KE-80198	Amount	290,642,744
Bill Receiving Date	8-May-23	P. O. No.		G.R. No.	

Initiated by

Signature / Name / Date

Bill Verification Details (SNPC - II)

GL Account	CC	Tax Code	Order No.	Amount (in Full Rupees)	Remarks
				246,307,410	Energy Payment Apr '23
			GST @ 18%	44,335,334	
			Gross Amount	290,642,744	
Parking No		Less :	Down Payment		
Parking Date			Other Adjustment		
Payment Due Date	4-Jun-23 / 4-Jun-23				
Checked & Posted by			Deduction		
			LD Charges		
			Net Amount	290,642,744	
			I.Tax		
Accounts Payable			Amount Payable		

Rupees:-

Document Forwarded to:

Business Area / Department	Addressee Name & Location	Forwarded Date

Verified By	Approved By			
Signature / Name / Date	Authorized Signature		Functional Approval	FBA / COO *

Payment Particulars

Payment Doc. No	Date	Bank	Cheque No.	Cheque Date	Amount (in Full Rupees)

* as per signature mandate

SINDH
NOORIABAD
Power Company-Phase II
(Pvt) Limited

ENERGY PAYMENT INVOICE

Bill To:
Mr. Amir Rizwan
Head of Business Development
K-Electric Limited
Clifton, Karachi

Invoice No: KE/04/23/EPP-006
Invoice Date: 02-05-2023

Dear Sir,
We are furnishing our Energy Purchase Invoice for the month of April 2023 in accordance with section 9.5 (b) (ii) of Power Purchase Agreement

TARIFF - Energy Purchase Price	**Indexed Apr - Jun 2023**
Fuel Cost Component	8.3508
Variable O&M-Foreign	1.2084
Variable O&M-Local	0.3696
Energy Purchase Price	**10.1288**

Total Electrical Output (MWH)	**24,318**
Total Electrical Output (KWH)	24,317,531
Amount Receivable exclusive of Sales Tax	**246,307,410**
General Sales Tax @ 18%	44,335,333.80
Net Amount Receivable Inclusive of GST	**290,642,744**

Two Hundred Ninety Million Six Hundred Forty Two Thousand Seven Hundred Forty Four Rupees and No Paisas

NOTE: The Aforementioned Invoice has been Prepared as per April - June 2023 indexation based on the NEPRA determination, dated September 21, 2021, for the reference Tariff without taking into account the True-up allowed in the said determination. The difference in True-up Tariff and Reference Tariff will be invoiced upon approval of True-up Tariff by NEPRA.

Thanking You

Syed Nadeem Ul Haque
Financial Controller

23-A/II, Mohammad Ali Jauhar Memorial Co-operative Housing Society, Karachi
Phone: +92 21 3454 0235 Fax: +92 21 3454 0236, info@snpc.com.pk

SINDH
NOORIABAD
Power Company-Phase II
(Pvt) Limited

SALES TAX INVOICE

ORIGINAL

Invoice No: KE-00198

Date: 02-05-2023

Supplier's Name: SINDH NOORIABAD POWER COMAPANY PHASE II PVT LTD
Address: 23-A/II, Fatima Jinnah Road, M.A.C.H.S.
Karachi
Tel. No/Fax No. 021 - 3454 0235 - 36
S. T. R # 17-00-4118-323-12
National Tax No. 4118323-1

Buyer's Name: K-Electric Limited
Address: PLOT 39-B, K-E HOUSE,SUNSET BOULEVARD,PHASE II, DEFENCE HOUSING AUTHORITY, KARACHI
Tel. No/Fax No.
S. T. R # 12-00-2716-007-28
National Tax No. 1543137-1

Q.No.	Description of Goods	Value Excluding Sales Tax	Sales Tax Payable @ 18%	Extra Tax @ 2%	Further Tax @ 1%	Value Including Sales Tax
	Energy Purchase Invoice from 01-April-23 to 30-April-23 @ 18% General Sales Tax.	246,307,410	44,335,334	-	-	290,642,744
	Total	246,307,410	44,335,334	-	-	290,642,744

Two Hundred Ninety Million Six Hundred Forty Two Thousand Seven Hundred Forty Four Rupees and No Paisas

Thanking You

Syed Nadeem Ul Haque
Financial Controller

23-A/II, Muhammad Ali Jauhar Memorial Co-operative Housing Society, Karachi
Phone: +92 21 3454 0235 Fax: +92 21 3454 0236, info@snpc.com.pk

K - Electric Limited

(Formerly Karachi Electric Supply Company Limited)

Incoming Bill Sticker

Vendor Code	153266	Vendor Name:	SINDH NOORIABAD POWER COMPANY (Pvt.) Limited-II

Vendor Bill Details — Transmission Line Loss Payment for April-2023

Invoice Date	2-May-23	Invoice Nos.	KE/04/23/TLL-066 KE-00199	Amount	4,308,318
Bill Receiving Date	5-May-23	P. O. No.		G.R. No.	

Initiated by:

Signature / Name / Date

Bill Verification Details (SMPC-11)

GL Account	CC	Tax Code	Order No.	Amount (In Full Rupees)	Remarks
				3,651,117	TLL Payment Apr/23
			GST @18%	657,201	
			Gross Amount	4,308,318	
Parking No.		Less :	Down Payment		
Parking Date			Other Adjustment		
Payment Due Date	4-Jun-23 4-Jun-23				
Checked & Posted by			Deduction		
			LD Charges		
			Net Amount	4,308,318	
			I Tax		
Accounts Payable			Amount Payable		

Rupees:-

Document Forwarded to:

Business Area / Department	Addressee Name & Location	Forwarded Date

Verified By	Approved By			
Signature / Name / Date	Authorized Signatures		Functional Approval	FBA / COO *

Payment Particulars

Payment Doc. No	Date	Bank	Cheque No.	Cheque Date	Amount (In Full Rupees)

* as per signature mandate

SINDH
NOORIABAD
Power Company-Phase II
(Pvt) Limited

TRANSMISSION LINE LOSS INVOICE

Bill To:
Mr. Amir Rizwan
Head of Business Development
K-Electric Limited
Clifton, Karachi

Invoice No: KE/04/23/TLL-066
Invoice Date: 02-05-2023

Dear Sir,
We are furnishing our Transmission Line Loss Invoice for the month of April 2023 in accordance with section 9.5 (b) (ii) of Power Purchase Agreement.

	Indexed Apr-Jun 2023
TARIFF - Energy Purchase Price	
Fuel Cost Component	8.5508
Variable O&M-Foreign	1.2084
Variable O&M-Local	0.3696
Energy Purchase Price	**10.1288**
2% Transmission Line Loss (MWH)	**360**
2% Transmission Line Loss SNPC (KWH)	360,469
Amount Receivable exclusive of Sales Tax	**3,651,117**
General Sales Tax @ 18%	657,201.06
Net Amount Receivable Inclusive of GST	**4,308,318**

Four Million Three Hundred Eight Thousand Three Hundred Eighteen Rupees and No Paisas

NOTE: The Aforementioned Invoice has been Prepared as per April - June 2023 indexation based on the NEPRA determination, dated September 21, 2021, for the reference Tariff without taking into account the True-up allowed in the said determination. The difference in True-up Tariff and Reference Tariff will be invoiced upon approval of True-up Tariff by NEPRA.

Thanking You

Syed Nadeem Ul Haque
Financial Controller

@ 23-A/II, Mohammad Ali Jauhar Memorial Co-operative Housing Society, Karachi
Phone: +92 21 3454 0235 Fax: +92 21 3454 0236, info@snpc.com.pk

SINDH
NOORIABAD
Power Company-Phase II
(Pvt) Limited

SALES TAX INVOICE

ORIGINAL

Invoice No KE-00199

Date: 02-05-2023

Supplier's Name: SINDH NOORIABAD POWER COMAPANY PHASE II PVT LTD
Address: 23-A/II, Fatima Jinnah Road, M.A.C H.S.
Karachi
Tel .No/Fax No. 021 - 3454 0235 - 39
S. T. R # 17-00-4118-323-12
National Tax No. 4118323-5

Buyer's Name: K-Electric Limited
Address: PLOT 39-B, K-E HOUSE,SUNSET BOULEVARD,PHASE-II, DEFENCE HOUSING AUTHORITY, KARACHI.
Tel .No/Fax No.
S. T. R # 12-00-2716-007-28
National Tax No. 1543137-1

G.No.	Description of Goods	Value Excluding Sales Tax	Sales Tax Payable @ 18%	Extra Tax @ 2%	Further Tax @ 3%	Value Including Sales Tax
	Transmission Line Loss Invoice from 01-April-23 to 30-April-23 @ 18% General Sales Tax.	3,651,117	657,201	-	-	4,308,318
	Total	3,651,117	657,201	-	-	4,308,318

Four Million Three Hundred Eight Thousand Three Hundred Eighteen Rupees and No Paisas

Thanking You

Syed Nadeem Ul Haque
Financial Controller

23-A/II, Mohammad Ali Jauhar Memorial Co-operative Housing Society, Karachi
Phone: +92 21 3454 0235 Fax: +92 21 3454 0236, info@snpc.com.pk

K - Electric Limited

(Formerly Karachi Electric Supply Company Limited)

Incoming Bill Sticker

Vendor Code	153444	Vendor Name:	OURSUN Pakistan Limited			
Vendor Bill Details		Energy Payment for April-2023				Initiated by
Invoice Date	1-May-23	Invoice Nos.	EN/2023/63	Amount	274,724,364	
Bill Receiving Date	2-May-23	P. O. No.		G.R. No.		
						Signature / Name / Date

Bill Verification Details

GL Account	CC	Tax Code	Order No.	Amount (In Full Rupees)	Remarks
EAB023	220040000			236,241,370	Energy payment pursuant to 9.4 of
APD010			GST @19%	42,523,447	the EPA
					OFL EPP
					APR'23
			Gross Amount	278,764,817	
Parking No.		Less :	Down Payment		
Parking Date			NPMV Deduction	-	
Payment Due Date	1-Jun-23		Insurance Deduction	(4,040,453)	Jun Appl 2023
Checked & Posted by				-	
			Less ST		
			Net Amount	274,724,364	
			I Tax		
Accounts Payable			Amount Payable		

Rupees:-

Document Forwarded to:		
Business Area / Department	Addressee Name & Location	Forwarded Date

Verified By	Approved By		
4/5/23	Commercial	FAHAD MAZHAR General Manager GF Transmission & Bx K-ELECTRIC LIMITED	
Signature / Name / Date	Authorized Signatures *	Functional Approval	FBA / COO *

Payment Particulars

Payment Doc. No.	Date	Bank	Cheque No.	Cheque Date	Amount (In Full Rupees)

* as per signature mandate

OPL

May 02, 2023

K-Electric Limited (the "Purchaser" or "KE")
KE House, 39-B, Sunset Boulevard
Phase II, Karachi

Attention: Chief Executive Officer

Re:

Re: Payment Invoice April 2023 – KE's Customer ID: 153444

Dear Sirs:

This refers to the Energy Purchase Agreement dated June 7, 2017 (the "EPA") entered into between oursun Pakistan Limited and K Electric Limited. Capitalized terms used herein, unless defined herein, shall have the same meanings as ascribed to them in the EPA.

Please find attached our Energy/Payment invoice EN/2023/63 dated 1st May, 2023 in terms of Section 9.4 of the EPA.

Please note that in terms of the EPA, the Seller is obligated to pay the Purchaser the amount shown on the invoice on or before the thirtieth (30th) Day following the Day the invoice is received by the Purchaser.

Energy Price used to calculate the Energy Payment is based of NEPRA approved Jan-Mar-2023 quarterly indexation/adjustment Ref No. NEPRA/R/ADG (Trf)/TRF-363 /OSPL-2016/2383-88 dated February 10, 2023, and Insurance Component of the Energy Price is. however, based on NEPRA approved Indexation Order Tariff for the period November 30,2021 to November 29, 2022 Ref no. NEPRA/R/ADG9Trf)/TRF-363/OSPL-2016/15223 dated August 15, 2022. As soon as quarterly Indexation for the quarter Apr-Jun-2023 and Insurance Indexation for the period November 30, 2022 to November 29, 2023 will receive the Seller shall raise claim of differential Energy Payment accordingly.

Furthermore, for the purpose of indexation Local O&M component for the quarter Jan-Mar-2023, the latest available data of CPI (General) i.e. for April 2022 published by Pakistan Bureau of Labour Statistics was required to be used. However, Pakistan Bureau of Labour Statistics has discontinued the publication of CPI for the base year 2007-08 w.e.f July 2020 and replaced the same with National -CPI for the base year of 2015-16. Accordingly, as per the applicable provision of Energy Purchase Agreement (EPA), the last available CPI of June 2020 (base year of 2007-08) has been used by NEPRA for the instant adjustment in indexation of Local O&M component of Jan-Mar-2023. The adjustment w.r.t Local O&M has been made on provisional basis. Now NEPRA has issued decision in the matter of change of Base Year 2007-2008 to Base year 2015-16 for Consumer Price Index (CPI) and Company has applied for revision of indexation of Local O&M component, upon receipt of decision of indexed Local O&M component from the Authority the Seller shall also raise claim of differential Energy Payment accordingly

OURSUN PAKISTAN LIMITED

oursun Pakistan Limited.

Head Office:
10 All Block, New Garden Town, Lahore - Pakistan
Tel: (+92 42) 35911050-2, 35911164-67
Fax: +92 42 35911168

Site Office:
5.6-KM, Sindh Coastal Highway Off
National Highway (N-5, Filter Stop),
near Dharo district Thatta, Sindh.

Tariff components, used for the Energy Payment are as follows:

Tariff Component	Reference	Rs./kWh
Fixed O & M -Local	NEPRA Approved relevant Indexation	1.6523
Fixed O & M -Foreign	NEPRA Approved relevant Indexation	1.4293
Return on Equity	NEPRA Approved relevant Indexation	8.0884
Principal repayment of Debt Foreign	NEPRA Approved relevant Indexation	3.4876
Interest-Foreign	NEPRA Approved relevant Indexation	2.1784
Principal repayment of Debt-Local	NEPRA Approved relevant Indexation	4.2690
Interest-Local	NEPRA Approved relevant Indexation	6.2675
Insurance	NEPRA Approved True-up	0.4763
Total		**27.8488**

Best Regards.

For and on behalf of oursun Pakistan Limited

OURSUN PAKISTAN LIMITED

Abdullah Khan Jadoon
Authorized Person

C.C. Escrow Agent; MCB Bank Limited, 9th Floor MCB Tower, 13 Chundrigar Road, Karachi
Attention: Imran Siddiqui.
(In terms of Section 5.3 of the Escrow Agreement dated August 08, 2017.)

OPL

SALES TAX INVOICE/PAYMENT INVOICE

Customer : [illegible]
[illegible]
NTN : [illegible]
STN : [illegible]
Address : [illegible]
[illegible]

[illegible]
[illegible] Agreed : [illegible] : 22.00 MW
[illegible] : [illegible] : 11.10 PM

Energy delivered

Meter No: KYD-7900

1.	Previous Meter Reading	[illegible]	MWh
2.	Present Meter Reading	[illegible]	MWh
3.	Energy delivered per meter	[illegible]	MWh
4.	Multiplying factor	[illegible]	
5.	Energy delivered	[illegible]	MWh

Meter No: KYD-7906

1.	Previous Meter Reading	[illegible]	MWh
2.	Present Meter Reading	[illegible]	MWh
3.	Energy delivered per meter	[illegible]	MWh
4.	Multiplying factor	[illegible]	
5.	Energy delivered	[illegible]	MWh

Less Project Mobilization Energy (if applicable) as per Clause 10 of EPA

Total Energy delivered [illegible] kWh

Details of the energy delivered

1.	Energy delivered	[illegible]	kWh
2.	Energy rate	[illegible]	Rs./kWh
3.	Energy charges	[illegible]	Rs.
4.	Sales tax on energy charges	[illegible]	Rs.
5.	Energy Payment	[illegible]	Rs.

NOTE

(1) Please note that under the EPA section 11.10 payment of this invoice to be processed on or before the thirtieth (30th) day following the day the invoice is received by the Purchaser.

(2) Please note that the income of the company is exempt from income tax under clause 132 of Part I of second schedule of income tax ordinance, 2001. Therefore, tax deduction at source is not applicable.

(3) Energy price used to calculate the Energy payment is based on NEPRA approved tariff 2019 quarterly indexation/adjustment Ref No. NEPRA/R/ADG (Tariff)/TRF-103 /OSPL-2019/7087-88 dated February 19, 2021, and Insurance Component of the Energy Price is, however, based on NEPRA approved Indexation Order Tariff for the period November 30, 2021 to November 29, 2022 Ref No. NEPRA/R/ADG(Tariff)/TRF-103/OSPL-2019/15213 dated August 15, 2022. As soon as quarterly indexation for the quarter Apr-Jun-2023 and Insurance Indexation period November 30, 2022 to November 29, 2023 will receive the Seller shall raise the claim of differential Energy invoice accordingly.

(4) Meter reading with Photographs of the metering system for the period ending is attached.

OURSUN PAKISTAN LIMITED

For and on behalf of
Oursun Pakistan Limited

CC Escrow Agent : [illegible] Bank Limited, 9th Floor MCB Tower, [illegible] Road, [illegible]
Attention: [illegible]
[illegible] of Section 2.3 of the Escrow Agreement dated August 18, 2017)

K - Electric Limited

(Formerly Karachi Electric Supply Company Limited)

Incoming Bill Sticker

Vendor Code	153673	Vendor Name: GHARO SOLAR LIMITED			Initiated by:
Vendor Bill Details		Energy Payment for April-2022			
Invoice Date	30-Apr-23	Invoice Nos.	GSL/CINV/23-05		216,068,169
Bill Receiving Date	10-May-23	P. O. No		G.R. No.	
					Signature / Name / Date

Bill Verification Details

GL Account	CC	Tax Code	Order No.	Amount (In Full Rupees)	Remarks
EA8025	220040000			183,108,618	Energy Payment Apr '23
			GST @18%	32,959,551	
			Gross Amount	216,068,169	
Parking No.		Less :	Down Payment		
Parking Date			NPMV Deduction		
Payment Due Date	9-Jun-23		Deduction		
Checked & Posted by			Deduction of ST		
			I.D Charges		
			Net Amount	216,068,169	
			I.Tax		
Accounts Payable			Amount Payable		

Rupees:-

Document Forwarded to:		
Business Area / Department:	Addressee Name & Location:	Forwarded Date:

Verified By	Approved By		
	Commercial		
Signature / Name / Date	Authorized Signatures	Functional Approval	FBA / COO *

Payment Particulars

Payment Doc. No	Date	Bank	Cheque No.	Cheque Date	Amount (In Full Rupees)

* as per signature mandate

GHARO SOLAR LIMITED

MB 300, DHA Phase 6, Lahore. Ph: 042 38020444

Commercial Invoice

Chief Executive Officer,
K-Electric Limited
KE House, 39B, Sunset Boulevard,
Phase II, Karachi

Invoice No.: GSL/KE/CINV/23-05
Invoice Date: April 30, 2023

Invoice for Energy Payment for the month of April 2023 pursuant to Section 9.4(a)(i) of Energy Purchase Agreement (the 'EPA') dated September 26, 2018

					Rs./kWh
O&M (Local)					0.7868
O&M (Foreign)					1.3517
Return on Equity					4.4517
ROEDC					0.4882
Debt Servicing (Foreign)					7.9339
Debt Servicing (Local)					2.4216
Energy Price				a	**17.4439**
Monthly Meter Reading	**30-04-2023**				
	Present	**Previous MWh**	**Difference**	**Multiplying Factor**	**kWh**
Transformer 1	177,487	172,279	5,208	1,000	5,208,000
Transformer 2	180,138	174,849	5,289	1,000	5,289,000
Net Delivered Energy					10,497,000
Non-Project Missed Volume					-
				b	**10,497,000**
					Rs.
Energy Payment (excl. sales tax)				c = (a x b)	183,108,618
Sales Tax @ 18%				d = (c x 18%)	32,959,551
Total Payable					**216,068,169**

Notes: *Tariff for the period from Apr 01, 2023 to Apr 30, 2023 does not include insurance component, the differential for insurance shall be billed separately.*

Annexures

1. Annex A: Monthly Meter Reading Certificate
2. Annex B: NEPRA Tariff Determination No.
3. Annex C: Block-Wise Energy Calculation

Payment Terms

1. Payment of this invoice shall be made in full on or before the due date i.e., **June 05, 2023**
2. Please transfer the payment in our Bank Account No: *0028-1006603473*, Titled *Gharo Solar Limited Revenue A/c of Bank Alfalah Limited* (Branch: *Corporate & Investment Banking, 115-E-1, Hali Road, Gulberg III, Lahore*)
3. This payment is exempt from Income Tax Withholding under SRO 586(I)/91 dated June 30, 1991
4. This payment is exempt from Sales Tax withholding under the Rule 5 of Sales Tax Special Procedure (Withholding) Rules 2007

GHARO SOLAR LTD

Rana Uzair Nasim
Chief Executive Officer

CC:

1. Director (Business Development), K-Electric Limited, KE House, 39B, Sunset Boulevard, Phase II, Karachi
2. Mr. Imran Siddiqui, MCB Bank Limited (As Escrow Agent), 9th Floor, MCB Tower, I.I Chundrigarh Road, Karachi

GHARO SOLAR LIMITED

MB 300, DHA Phase 6, Lahore. Ph: 042 38020443

Sales Tax Invoice

Invoice No.: GSL/KE/SINV/23-05
Invoice Date: April 30, 2023

Recipient:	**Supplier:**
K-Electric Limited	Gharo Solar Limited
KE House, 39B, Sunset boulevard,	MB 300, DHA Phase 6,
Phase II, Karachi	Lahore
NTN #: 1543137-1	NTN #: 7391027-2
STR #: 1200-2716-007-28	STR #: 3277-8761-500-87

Invoice for Energy Payment for the month of April 2023 pursuant to Section 9.4(a)(iv) of Energy Purchase Agreement dated September 26, 2018 (the 'EPA')

Description	Quantity (kWh)	Energy Price (Rs./kWh)	Value Excl. Sales Tax (Rs.)	Sales Tax @ 18% (Rs.)	Value Incl. Sales Tax (Rs.)
Supply of Electric Power - Em-Block 1	10,497,000	17.4439	183,108,618	32,959,551	216,068,169
Total	**10,497,000**		**183,108,618**	**32,959,551**	**216,068,169**

In Words: **Pak Rupees Two Hundred Sixteen Million Sixty Eight Thousand One Hundred and Sixty Nine Only**

Payment Terms

1. Payment of this invoice shall be made in full on or before the due date i.e., **June 05, 2023**
2. Please transfer the payment in our following bank account:

Account No.:	*0028-1006603873*
Account Title:	*Gharo Solar Limited Revenue A/c*
Bank:	*Bank Alfalah Limited*
Branch:	*Corporate & Investment Banking, 115-E-1, Hali Road, Gulberg III, Lahore*

3. This payment is exempt from Income Tax Withholding under SRO 586(I)/91 dated June 30, 1991
4. This payment is exempt from Sales Tax withholding under the Rule 5 of Sales Tax Special Procedure (Withholding) Rules 2007

Rana Uzair Nasim
Chief Executive Officer

K - Electric Limited

(Formerly Karachi Electric Supply Company Limited)

Incoming Bill Sticker

Vendor Code	153759	Vendor Name: Lotte Chemical Limited			
Vendor Bill Details		Energy Payment for April-2023			Initiated by
Invoice Date	30-Apr-23	Invoice No.	SI38456	Amount	
Bill Receiving Date	2-May-23	P. O. No.		G.R. No.	
					Signature / Name / Date

Bill Verification Details

GL Account	CC	Tax Code	Order No.	Amount (In Full Rupees)	Remarks
EAB044	220040000			655,687	Energy Payment
			GST@18%	100,020	
			Gross Amount	655,687	
Parking No.		Less :	Down Payment		
Parking Date			Other Adjustment		
Payment Due Date	26-May-23		Withheld 10% P. Bond		
Checked & Posted by			Deduction	(655,687)	Dispute JV#29-168254
			LD Charges		
			Net Amount	-	
			I.Tax		
Accounts Payable			Amount Payable		

Rupees :-

Document Forwarded to:		
Business Area / Department:	Addressee Name & Location:	Forwarded Date:

Verified By	Approved By		FM	
	Technical	Commercial	FAHAD MAZHAR General Manager RF Transmission & BD K-ELECTRIC LIMITED	
Signature / Name / Date	Authorised Signatures *		Functional Approval	FBA / COO *

Payment Particulars

Payment Doc. No.	Date	Bank	Cheque No.	Cheque Date	Amount (In Full Rupees)

* as per signature mandate

LOTTE CHEMICAL

LOTTE Chemical Pakistan Ltd.
Al-Tijarah Centre, 14th Floor, 32/1-A, Main Shahrah-e-Faisal,
Block 6, P.E.C.H.S, Karachi-75400, Pakistan
UAN: +92 (0) 21 111 568 782 PABX: +92(0)21 34169101-4

02 May 2023

K-Electric Limited
KE House
39-B, Sunset
Boulevard
Phase II, D.H.A.,
Karachi

COMPLETE SET OF ORIGINAL INVOICE AND RELATED DOCUMENTS FOR THE MONTH OF APRIL 2023

Dear Mr. Nasir Shamim,

Please find attached following Original documents for the month of April 2023.

1. Invoice No. SI38456 dated 30 April 2023.
2. Certificate of meter reading together with pictures for the month of April 2023.
3. Certificate of RLNG consumption for the month of April 2023.
4. OGRA RLNG price notification for the month of April 2023.
5. Exchange rate sheet for the month of April 2023.
6. Withholding Income Tax Exemption Certificate # 100000138911604 valid up to 30 June 2023.

Kindly acknowledge receipt.

Thanking you.

Yours sincerely,

Ashiq Ali
Chief Financial Officer

LOTTE CHEMICAL

Sales Tax Invoice

Reg No: 12-00-3805-001-04

NTN : 1279414-7

LOTTE Chemical Pakistan Ltd.
Al-Tijarah Centre, 14th Floor, 32/1-A, Main Shahrah-e-Faisal,
Block 6, P.E.C.H.S, Karachi-75400, Pakistan
UAN: +92 (0) 21 111 568 782 PABX: +92(0)21 34169101-4

Invoice No : SI38456
Date : 30-APR-2023

K-Electric Limited
KE House, 39-B, Sunset Boulevard,
Phase II, D.H.A.,
Karachi

S Tax Reg No. : 12-00-2716-007-28
NTN No : 1543137-1

Meter Readings	Line 1	Line 2	Units (kWh.)
Meter Reading as on Apr 1, 2023 12:00 AM	10021	110891	
Meter Reading as on May 1, 2023 12:00 AM	10035	110891	14,000
Units exported			**14,000**
RLNG Consumed in MMBTU (@ 9,945.49 BTU/kWh)			**139.236862**

	Amount Per Unit (Rs / kWh)	Total Amount (Rs)
Fuel Cost Component RLNG	38.22761	535,186.54
O&M	1.02482	14,347.48
Insurance	0.02530	354.20
ROE	0.41280	5,779.20
GIDC (if applicable)	0.00000	.00
Total Bill for the month (excluding GST)	39.69053	555,667.42
GST @ 18 %		100,020.14
Total Bill for the month (including GST)		655,687.56

Amount in words :- Six Hundred Fifty-Five Thousand Six Hundred Eighty-Seven and Fifty-Six Paisas Only.

We are exempt from deduction of Income Tax U/S 153(1) (a) of ITO 2001 vide exemption no. 100000138911604
Valid upto 30-JUN-2023

For LOTTE Chemical Pakistan Ltd

K - Electric Limited

(Formerly Karachi Electric Supply Company Limited)

Incoming Bill Sticker

Vendor Code	103513	Vendor Name: M/s. LUCKY CEMENT LIMITED			
Vendor Bill Details		Energy Payment for April-22			Initiated by
Invoice Date	2-May-23	Invoice No.	92853861	Amount	2,672,033
Bill Receiving Date	5-May-23	P. O. No.		G.R. No.	
					Signature / Name / Date

Bill Verification Details

GL Account	CC	Tax Code	Order No.	Amount (in Full Rupees)	Remarks
EAB040	220040000			2,264,435	ESP Payment Apr-23
			GST @ 18%	407,598	
			Gross Amount	2,672,033	
Parking No.		Less :	Down Payment		
Parking Date			Other Adjustment		
Payment Due Date	4-Jun-23		Deduction		
Checked & Posted by			Retention		
			I.D. Charges		
			Net Amount	2,672,033	
			I.Tax		
Accounts Payable			Amount Payable		

Rupees:-

Document Forwarded to:		
Business Area / Department:	Addressee Name & Location:	Forwarded Date

Verified By	Approved By			
Signature / Name / Date	Authorized Signatures	Commercial	Functional Approval	FBA / COO *

Payment Particulars

Payment Doc. No.	Date	Bank	Cheque No.	Cheque Date	Amount (in Full Rupees)

* as per signature mandate

LUCKY CEMENT

Refer No. LCL/KP/K-Electric/052304 May 04, 2023

Head of Business Development,
K-Electric – Head Office,
Karachi.

SUBJECT: **ENERGY SALE INVOICE & SALES TAX INVOICE FOR PURCHASE OF GAS BASED GENERATED POWER OF M/S LUCKY CEMENT LIMITED.**

Dear Sir,

Please find enclosed herewith-original energy invoice and sales tax invoice, for the month of April 2023 for the purchase of gas based generated power of M/s Lucky Cement Limited.

This is submit for your information and further necessary action please.

Best Regards,

For Lucky Cement Ltd,

S.Hassan Mazhar
General Manager
Power Generation

Encl:

1) Energy Sale Invoice
2) GST Invoice
3) SSGC paid bill for month of March 2023

Lucky Cement Limited
6-A, Mohammad Ali Housing Society, A. Aziz Hashim Tabba Street, Karachi-75350
U.A.N: 111-786-555 F: 34534302 E: info@lucky-cement.com
URL: www.lucky-cement.com

YBC

LUCKY CEMENT

ENERGY SALE INVOICE

Sales Tax Registration No. 05-03-2523-001-28 National Tax Number 0009807-8

Invoice No: 92853851 Date: 2 May 2023

K- Electric Limited
KE House, 39-B, Sunset Boulevard
Phase II, D.H.A
Karachi
Sales Tax Registration No : 1200271600728
NTN : 1543137-1

Energy Sale Invoice for the Month of April'2023

	KWH DELIVERED
Meter Reading as on 01-May -2023	4,631,000
Meter Reading as on 01-April -2023	4,457,000
Units Consumed in the month	**174,000**

				Rate per Unit	Total Amount - PKR
1	Fuel Cost Component	1200 / 238.38	2.0952	10.5497	1,835,648
2 (a)	Variable O&M			1.1190	194,706
2 (b)	Fixed O&M			0.8515	148,161
3	Insurance			0.1067	18,566
4	Return On Equity - ROE			0.3871	67,354
Total Amount Excluding GST				13.014	2,264,435
GST @ 18%					407,598
Total Amount Including GST					2,672,033

Total Amount in Words (Rupees): Two Million Six Hundred Seventy Two Thousand and Thirty Three Only

Note* : No with-holding tax shall be deducted as per SRO No.586(I)/91 dated June 30, 1991

Terms of Payment

The payment has to be made within 30 days and after allowing grace period of 3 days, Late Payment Surcharge-LPS will be charged @ [KIBOR (03 Month) + 1%] per month, as per Clause 5.2 of the Power Acquisition Contract.

For Lucky Cement Limited

Authorized Signatory
Muhammad Faisal Maqsood
Senior Manager Finance & Accounts

Encl:
a) Sales Tax Invoice # 92853851
b) Reading Sheet
c) SSGC paid Bill March'2023

Lucky Cement Limited
6-A, Mohammad Ali Housing Society, A. Aziz Hashim Tabba Street, Karachi-73350
U.A.N: 111-786-996 T: 34534302 E: info@lucky-cement.com
URL: www.lucky-cement.com

YBC

LUCKY CEMENT

SALES TAX INVOICE

Sales Tax Registration No. 05-03-2523-001-28 National Tax Number 0009807-8

Invoice No. : 92853851 Invoice Date : May 2, 2023

Buyer's Name : M/S K- Electric Limited
Address : KE House, 39-B, Sunset Boulevard, Phase II, D.H.A, Karachi
Sales Tax Registration No. : 1200271600728
NTN No. : 1543137-1

[illegible]	Description	Rate	Amount Excluding GST	GST @ 18%	Amount Including GST
174,000	Electric Power (From April 1st to April 30th' 2023)	13.0140	2,264,435	407,598	2,672,033

Total Amount in Words (Rupees): Two Million Six Hundred Seventy Two Thousand and Thirty Three Only	2,672,033

Note :
No with-holding tax shall be deducted as per SRO No.586(I)/91 dated June 30, 1991

Terms of Payment
Please make payment payable in Lucky Cement Limited as per contract agreement
The payment has to be made within 30 days and after allowing grace period of 3 days, Late Payment Surcharge LPS will be charged @ [KIBOR (03 Month) + 1%] per month, as per Clause 5.2 of the Power Acquisition Contract.

Authorized Signatory
Muhammad Faisal Maqsood
Senior Manager Finance & Accounts

Lucky Cement Limited
6-A, Mohammad Ali Housing Society, A. Aziz Hashim Tabba Street, Karachi 75330.
U.A.N: 111-786-555 F: 34534302 E: info@lucky-cement.com
URL: www.lucky-cement.com

YBC

Power Plant	Counter Readings		Generation - MWh	Generation in MGS and HGA	Note
	1-Apr-23	1-May-23	Apr-23		
	MWh				
	A	B	C = B - A		
BQPS I					
Unit 1	9,651,738	9,651,738	-		
Unit 2	10,194,572	10,195,800	1,228		*Note 1*
Unit 5	3,478,667	3,488,255	9,588		
Unit 6	3,018,586	3,019,269	683		
DEG 1	550	550	1		
DEG 2	495	495	0		
DEG 3	102	102	0		
DEG 4	74	74	0		
DEG 5	162	162	0		
Total			**11,500**	**11,500**	
BQPS II					
GT 1	3,988,239	4,038,023	49,784		
GT 2	3,690,799	3,769,261	78,462		
GT 3	3,787,900	3,826,586	38,686		
ST	11,695,777	11,781,368	85,591		
Total			**252,523**	**252,523**	
BQPS III					
Unit 1	825,777	1,009,132	183,355		
Unit 2	374,991	614,790	239,799		
Total			**423,154**	**423,154**	
KCCP					
GT 1	2,476,935	2,476,935	-		
GT 2	1,878,267	1,878,267	-		
GT 3	2,563,983	2,563,999	15		
GT 4	2,980,970	2,981,058	88		
ST 2	1,468,887	1,468,887	-		
ST 1	558,541	558,541	-		
Total			**103**	**103**	
KGTPS					
Sec1 Export	155,461	155,461	-		
Sec1 Import	2,813	2,813	-		
Sec2 Export	225,295	225,302	7.0		
Sec2 Import	2,334	2,426	91.5		*Note 3*
Sec3 Export	122,678	122,678	-		
Sec3 Import	2,363	2,363	-		
Sec4 Export	224,527	224,527	-		
Sec4 Import	2,529	2,529	-		
ST Export	64,550	64,550	-		
ST Import	1,781	1,781	-		
Sec1 Aux	584	584	-		
Sec2 Aux	965	1,058	93.0		*Note 2*
Sec3 Aux	1,195	1,195	-		*Note 2*
Sec4 Aux	704	704	-		
ST Aux	257	257	-		
Total			**8**	**8**	

Power Plant	Counter Readings		Generation - MWh	Generation to MGS and ECS	Notes
	1-Apr-23	1-May-23	Apr-23		
	MWh				
	A	B	C = B - A		
SGTPS					
Sec1 Export	910,602	910,602	-		
Sec1 Import	3,944	3,944	-		
Sec2 Export	81,275	81,275	-		
Sec2 Import	1,651	1,651	-		
Sec3 Export	966,535	966,535	-		
Sec3 Import	3,533	3,533	-		
Sec4 Export	948,214	948,214	-		
Sec4 Import	4,202	4,310	109		
ST Export	57,894	57,894	-		
ST Import	335,162	335,162	-		
Sec1 Aux	23,146	23,146	-		
Sec2 Aux	23,834	23,834	-		
Sec3 Aux	22,741	22,741	-		
Sec4 Aux	27,422	27,532	110		
ST Aux	6,094	6,094	-		
Total			**1.25**	-	***Note 3***

Explanation to Notes:

1. Meter snapshot showing "0195800" MWh to be read as "10195800" MWh to due 8-digit MWh display capability on the meter secreen.

2. Meter Snapshot showing "195189" KWH to be read as "1195189" KWH due to 8-digit KWh display capability on meter screen and Meter Snapshot showing "057,688" to be read as 1,057,688 KWH

3. With respect to SGTPS, there is a difference of 1 MWH from actual total generation due to Import and Auxiliary CT Ratio (Current Transformer Ratio) difference in case of standby condition.

At S&K the plant configuration is that 8 engines (constituting 1 section) are connected to a common 11 KV bus bar. This bus has two outgoing feeders with energy meters installed on each feeder; One for exporting/importing energy to/from the grid, while the other outgoing feeder is connected to the auxiliary transformer of that section.

To compute the gross generation of the section, the sent outs and auxiliary have to be summed up using the formula:
Gross Generation = Net Sent outs (Export – Import) + Auxiliary.

When completely on standby, any section imports power from grid to run its auxiliary. Accordingly, while totaling the generation as per above formula, it should ideally be nil as exports are zero and import should equal auxiliary consumption. However, due to difference in CT Ratio (Current Transformer Ratio) installed on the section transformer (CT Ratio 2000/5) and on auxiliary transformer (CT Ratio 100/5) this is not the case and hence there is this a minor difference being shown on net basis.

Accordingly, where whole section has zero export during the month, the minor difference in reading of import and auxiliary has been excluded for calculation of total generation, to eliminate the effect of erroneous generation being shown.






GENERATOR POWER




DEG-1
SIEMENS


DEC 2
×10
SIEMENS


DEG 3
SIEMENS
SIEMENS


0 0 7 4 2
×10 kWh
SIEMENS



A3MDY05CE311
DIESEL GENRATOR 5

No. 0184583

SLIP

Gr 1

Name:

Signature & Date:

KE No.:

Consumer No.:

Dept.:

Region:

FOR USER DEPARTMENT

01/05/2023 00:01


No. 0184586
LIP
GT 2
Signature & Date:
Consumer No.:
USER DEPARTMENT
01/05/2023 00:03

No. 0184590

SLIP

Name: GT 3

Signature & Date:

KE No.:

Consumer No.:

Section:

Region:

FOR USER DEPARTMENT

01/05/2023 00:06

2023/05/01 00:08:4
1-0:1.8.0+01
11781368 MWh
L A+R- T2 T E

TRIC
SLIP No. D236030
FOR USER DEPARTMENT
Name
Signature & Date
RE No.
Consumer No.
Section
Region

ST. GROSS P.


SIEMENS

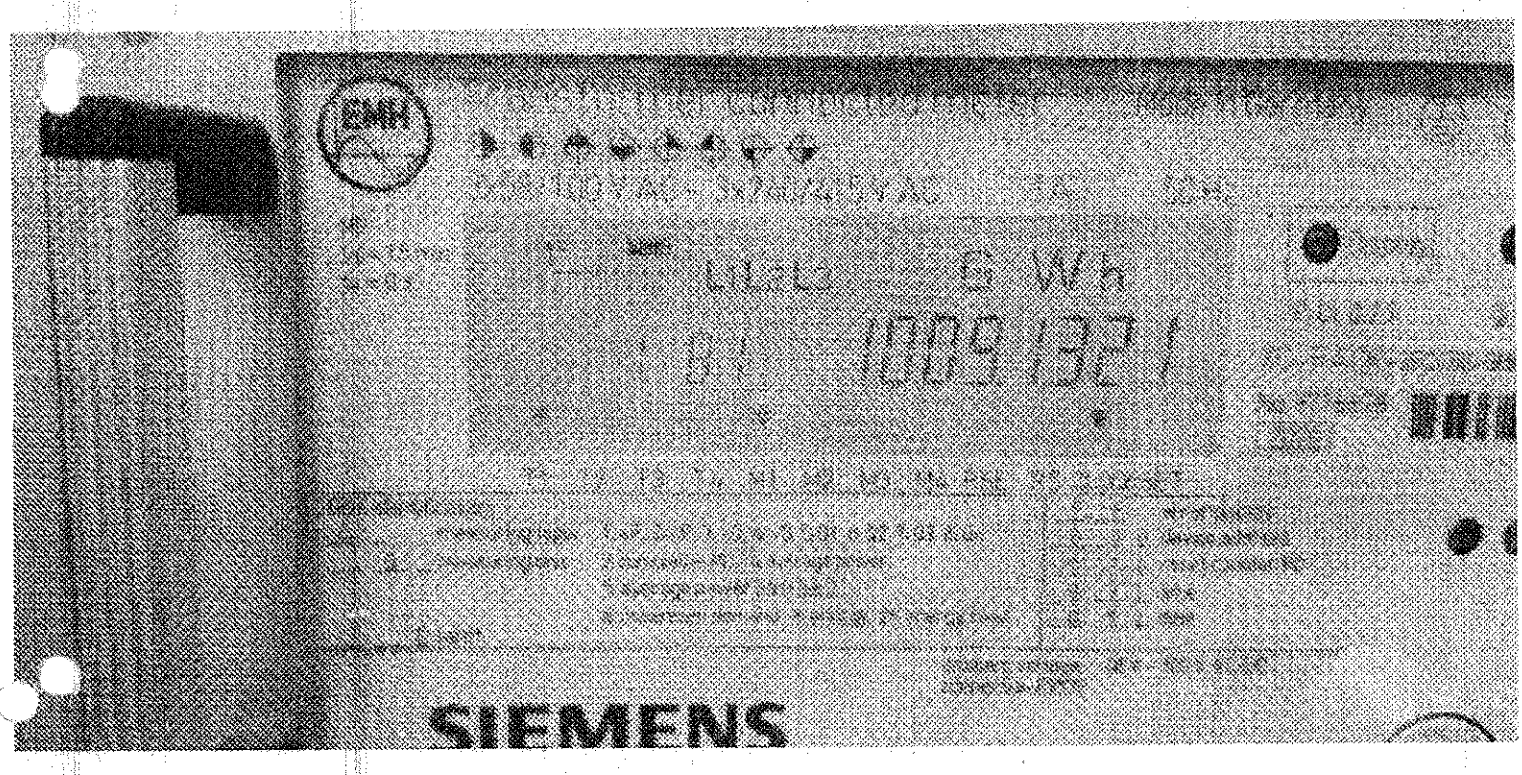
EMH
SIEMENS

GT # 1 Generato
(1.8.0) (3.8.0)
GT-1 GROSS ENERGY METER
Old Switchgear Room
(GT-1 Turbine Central Panel, TCP)
S.No. 41507926

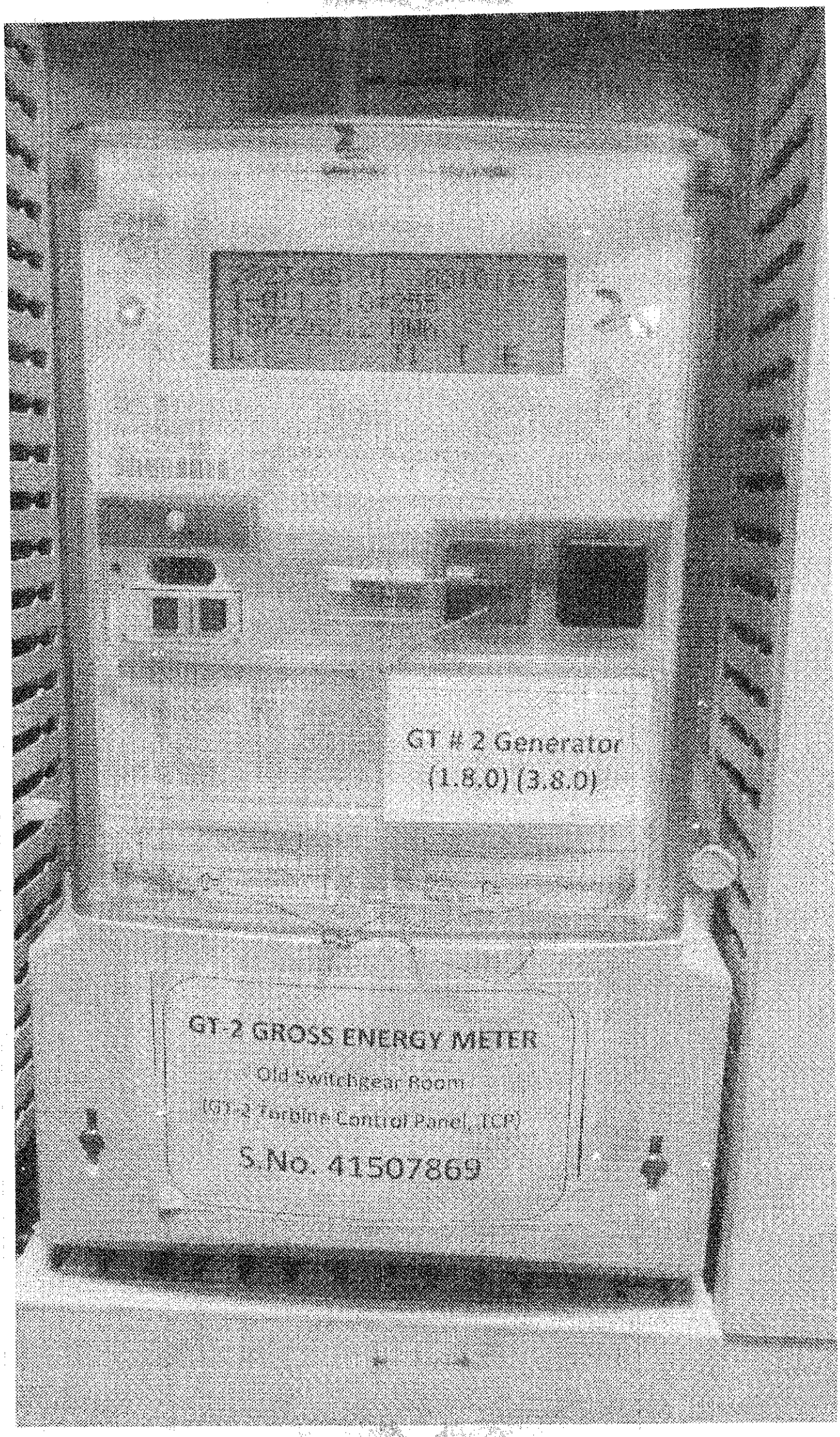
GT # 2 Generator
(1.8.0) (3.8.0)
GT-2 GROSS ENERGY METER
Old Switchgear Room
(GT-2 Turbine Control Panel, TCP)
S.No. 41507869

GT # 3 Generator
(1.8.0) (3.8.0)
GT-3 GROSS ENERGY METER

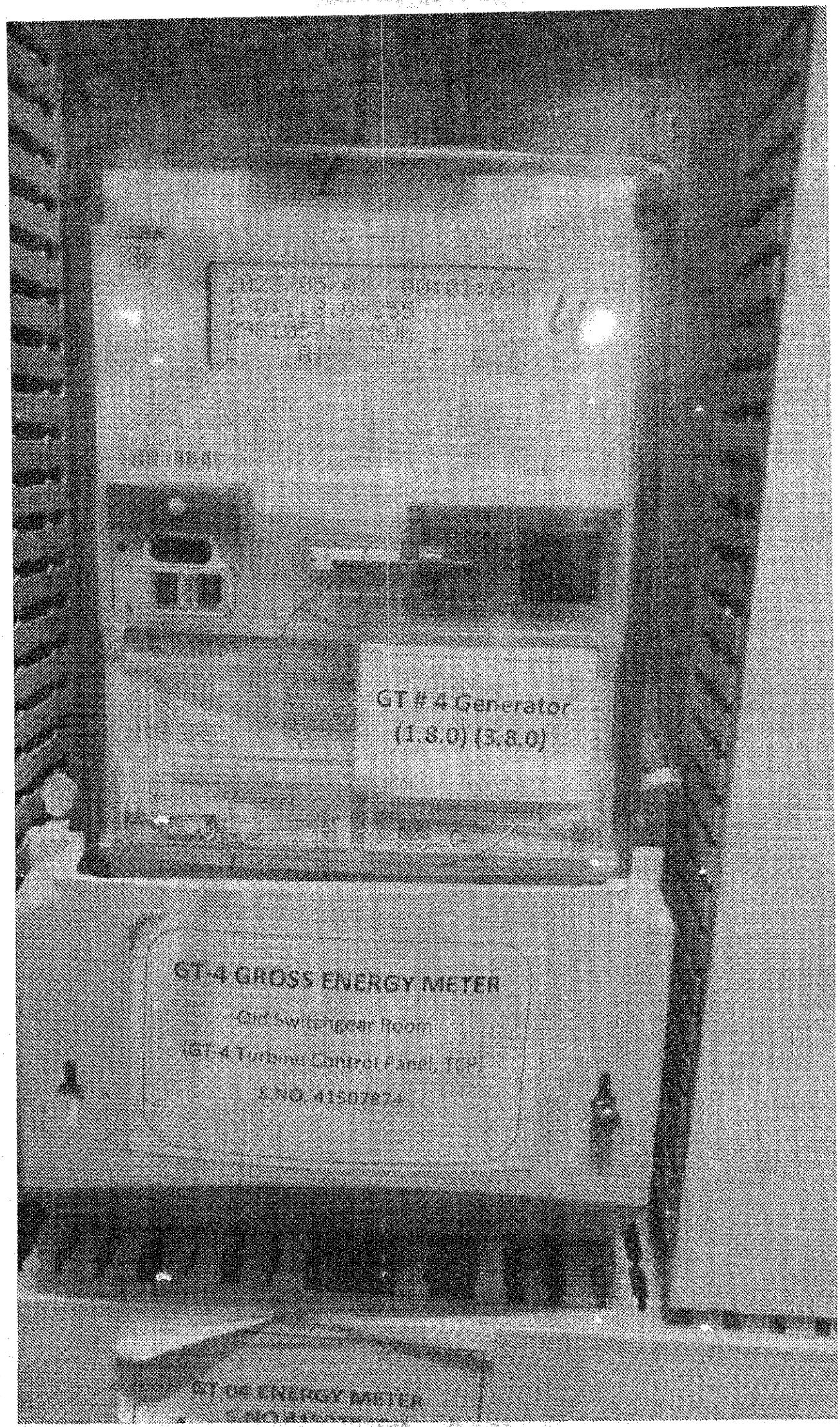
GT # 4 Generator
(1.8.0) (3.8.0)
GT-4 GROSS ENERGY METER
Old Switchgear Room
GT-4 Turbine Control Panel, Top
S.NO. 41507874
GT 04 ENERGY METER


NEW STG-B (GT-1/2) TCP (1.8.0) (3.8.0)
STG-1 GROSS ENERGY METER

ST Generator (GT-
3/4)
(1.8.0) (3.8.0)


S1 START OUT


5P5/1
S1 SHUT OUT


SEC# 02

SEC # 02

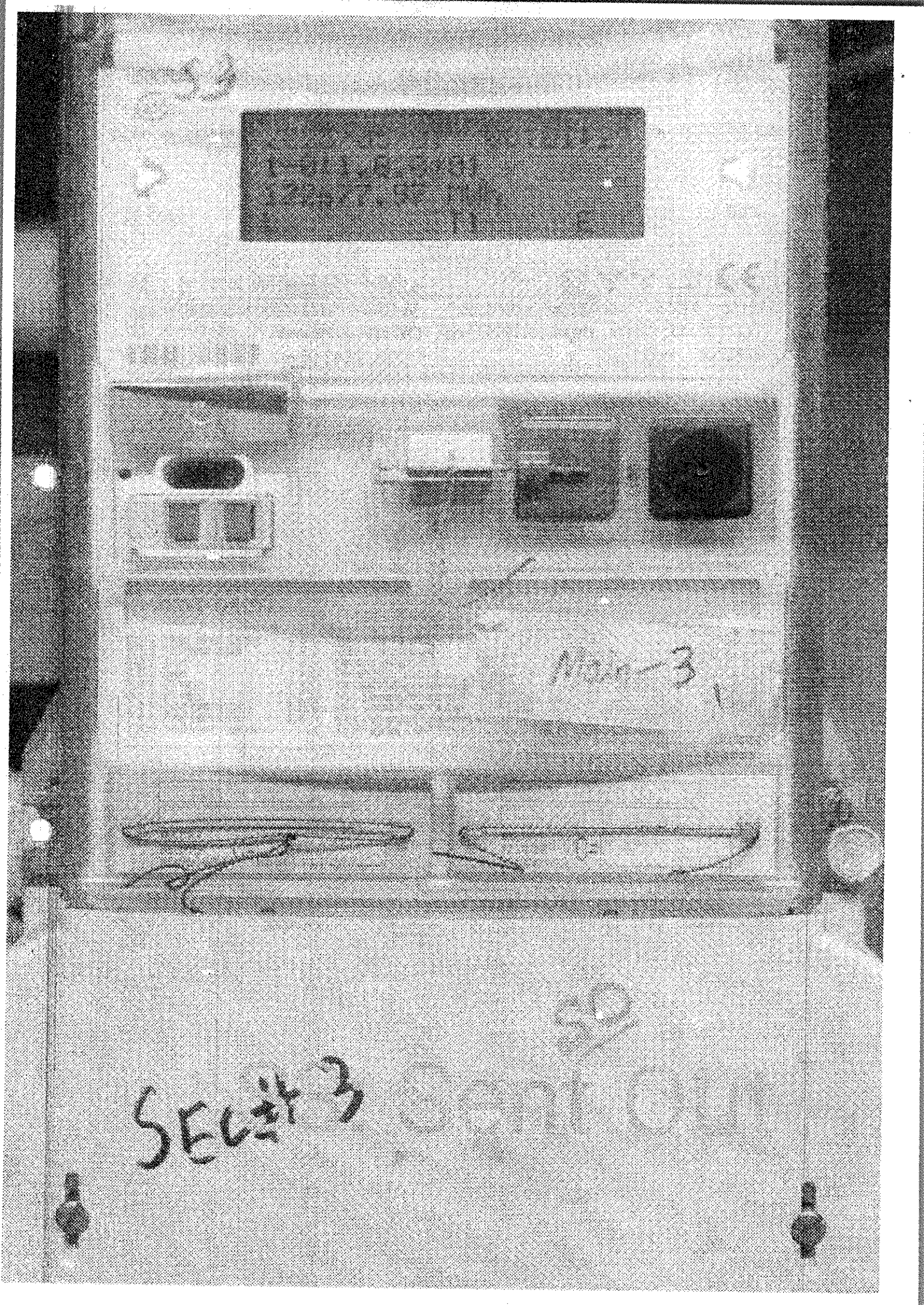
Main-3
SEC#3

Sec 4 3
Import


Secu
Scanner


Secu
Camera

BT 05

ST GROSS


BT05
ST GROSS





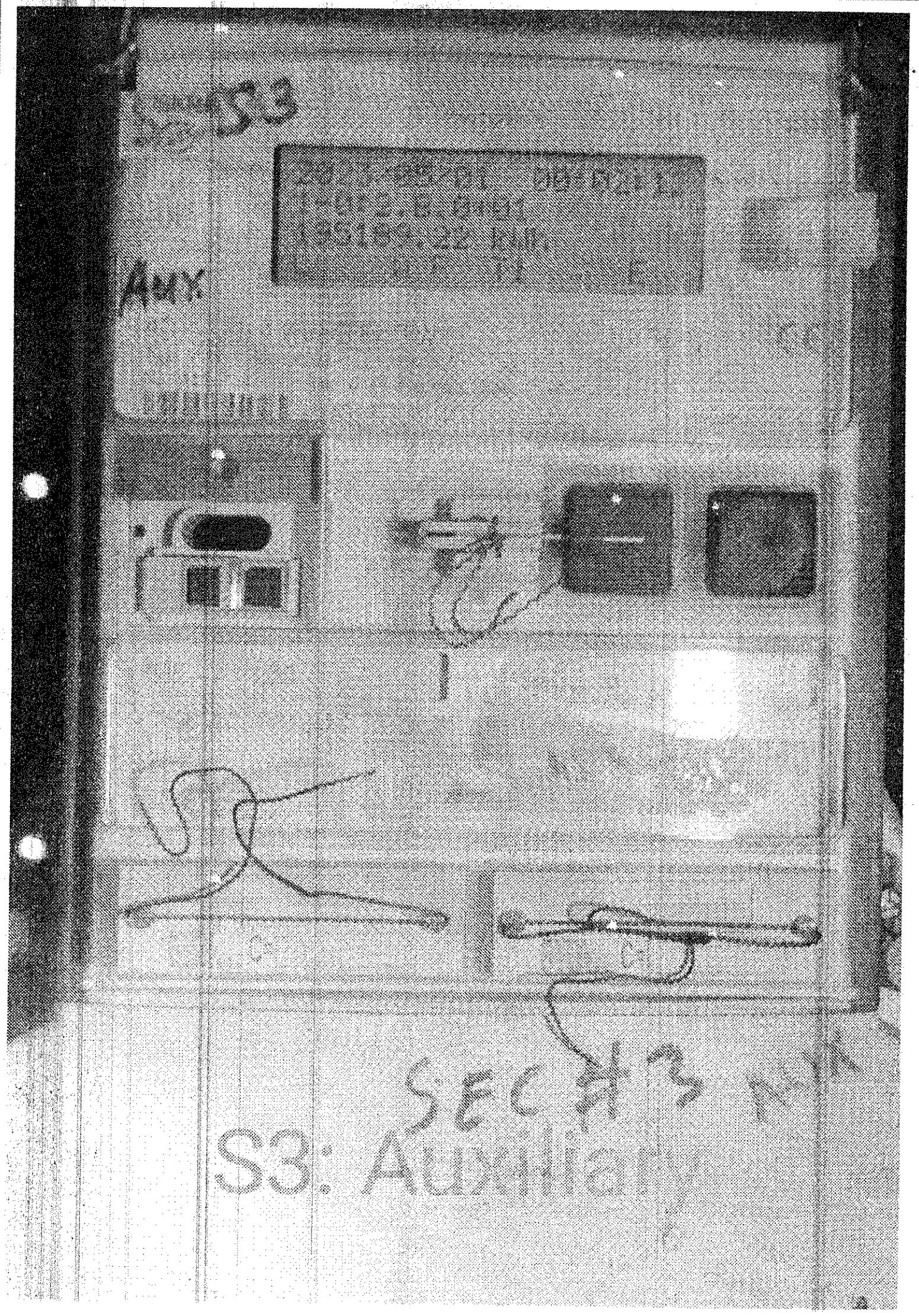
S3
AUX
SEC #3
S3: Auxiliary


Sec 4
Sec 1

Aux BT5

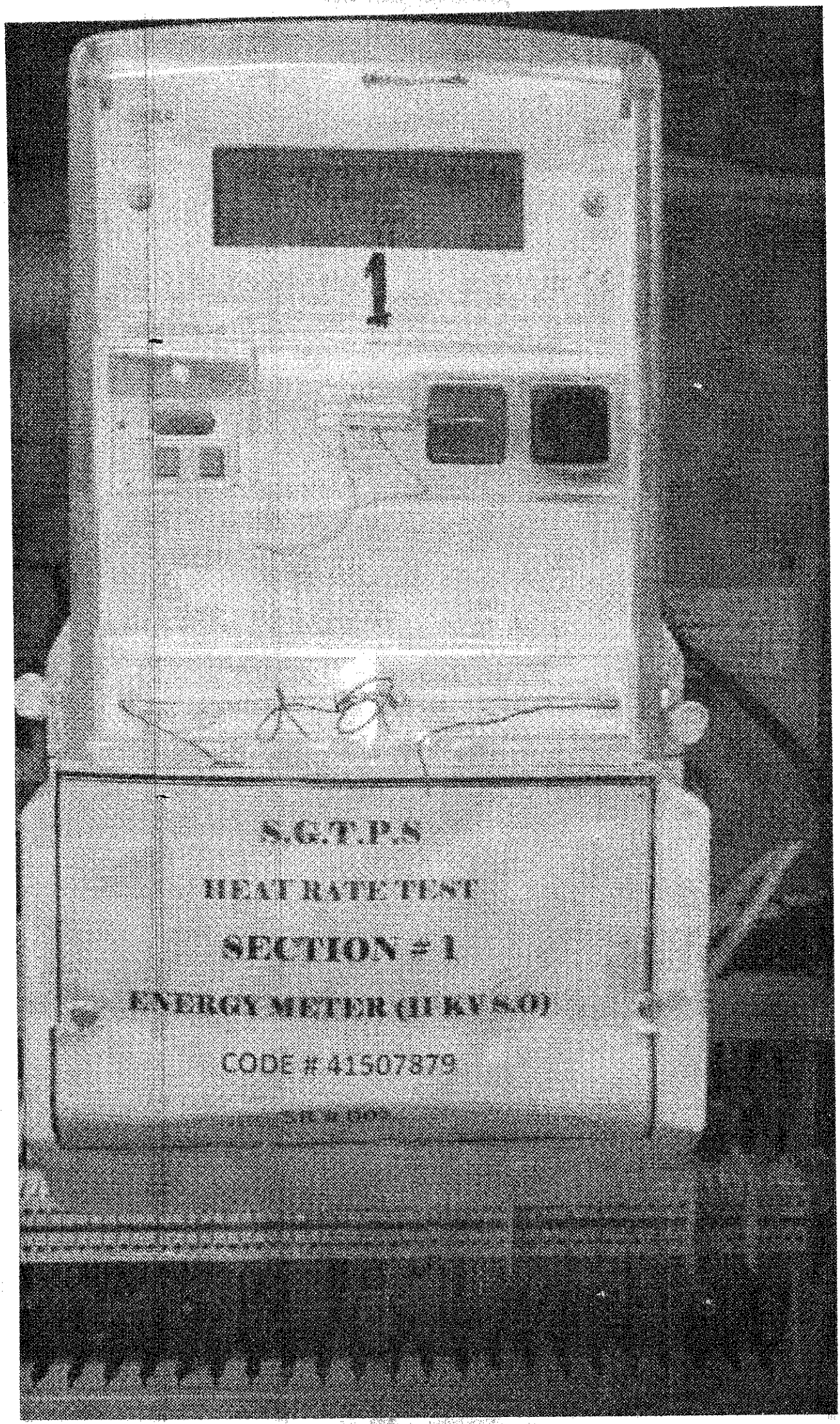
1
S.G.T.P.S
HEAT RATE TEST
SECTION # 1
ENERGY METER (11 KV S.O)
CODE # 41507879

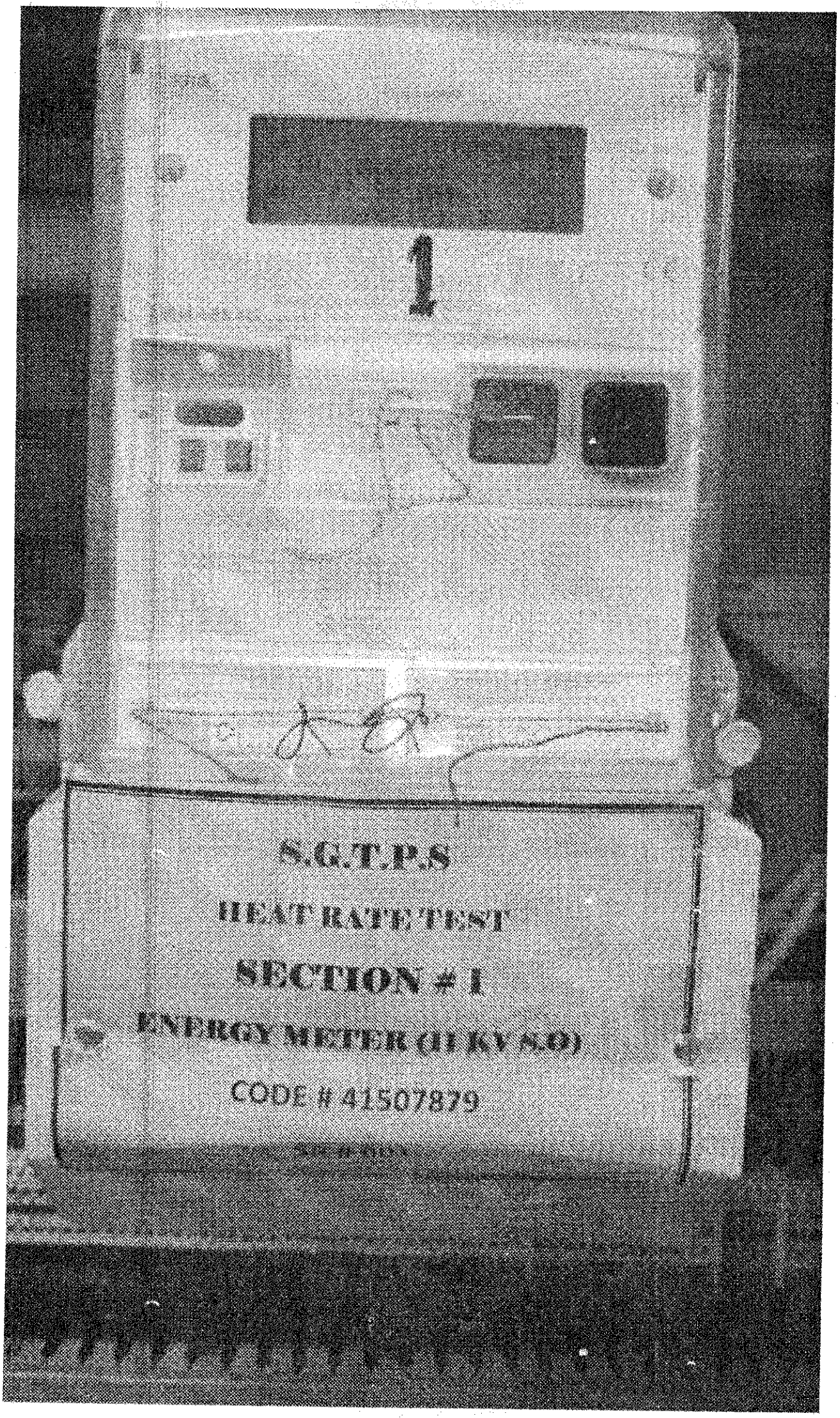
1
S.G.T.P.S
HEAT RATE TEST
SECTION # 1
ENERGY METER (11 KV S.O)
CODE # 41507879

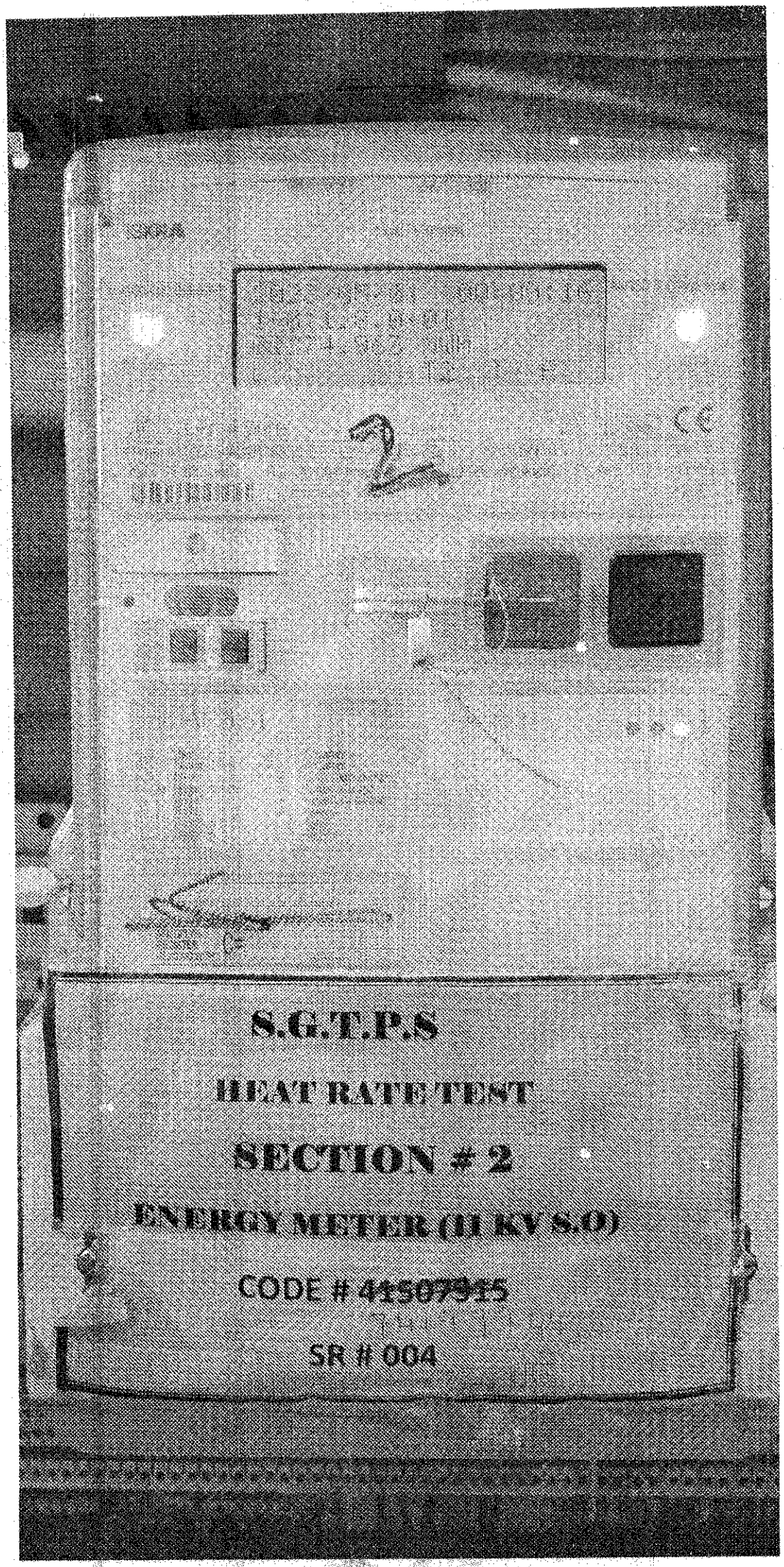
S.G.T.P.S
HEAT RATE TEST
SECTION # 2
ENERGY METER (11 KV S.O)
CODE # 41507915
SR # 004

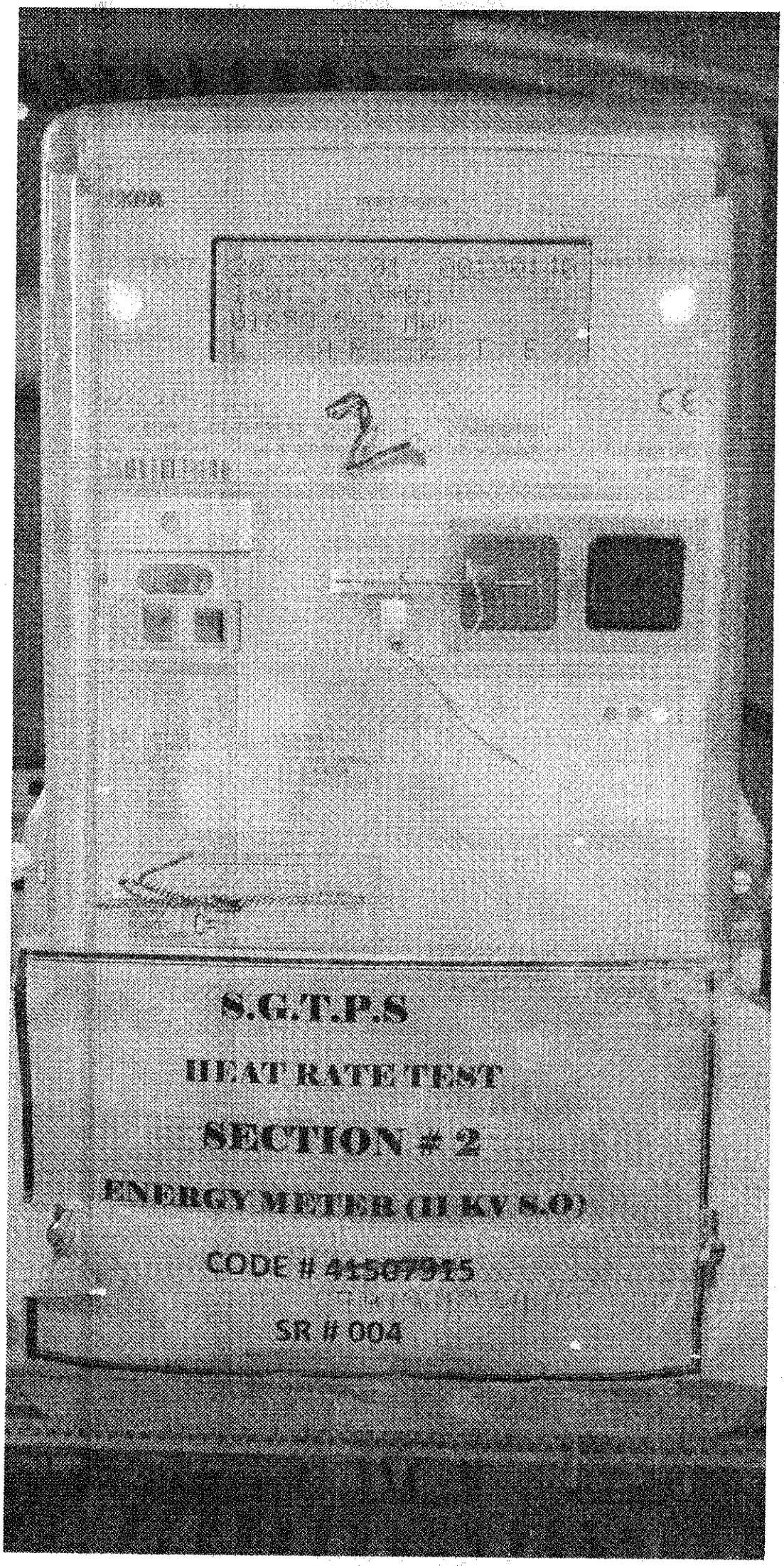
S.G.T.P.S
HEAT RATE TEST
SECTION # 2
ENERGY METER (11 KV S.O)
CODE # 41507915
SR # 004



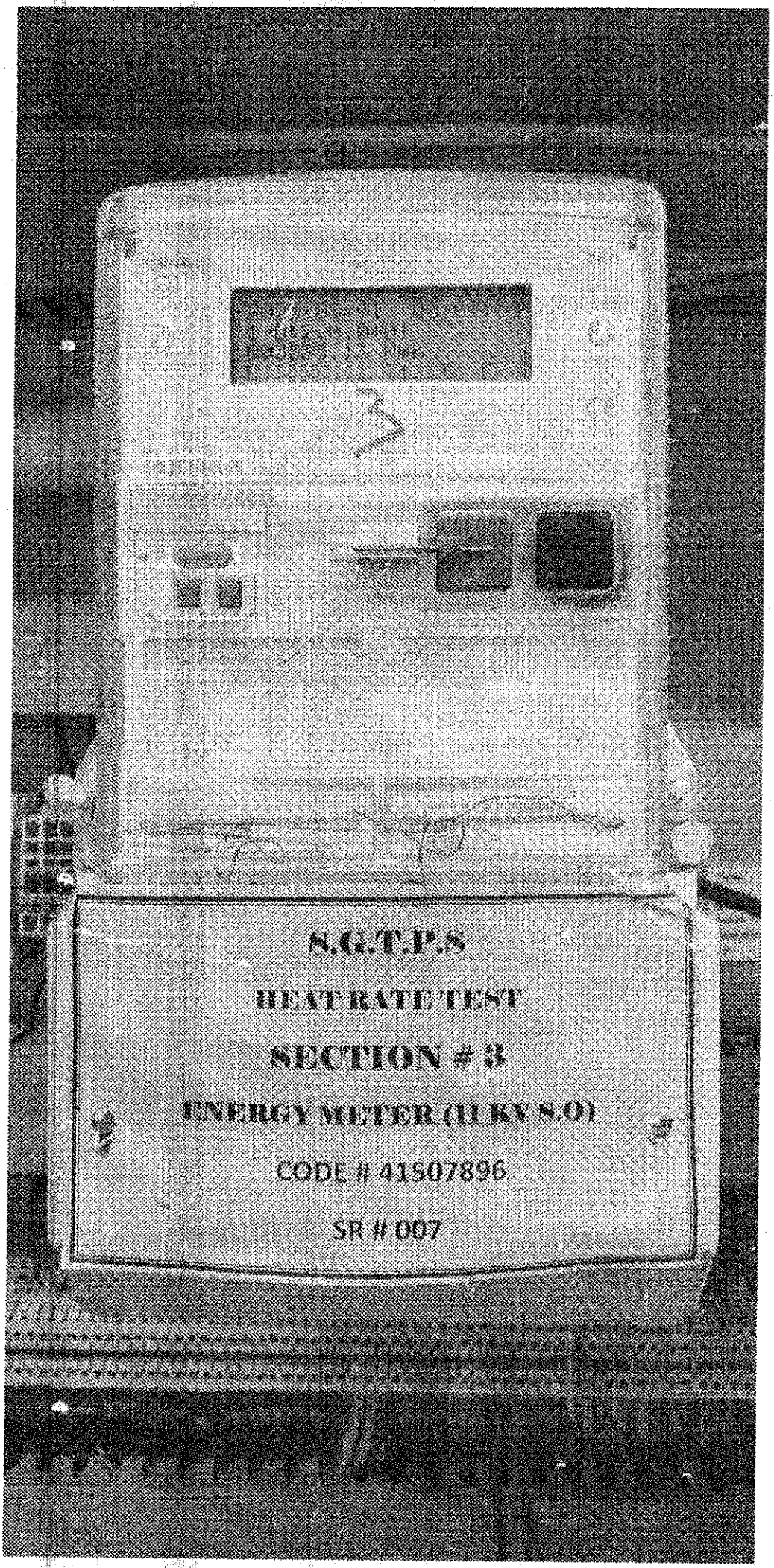
S.G.T.P.S
HEAT RATE TEST
SECTION # 3
ENERGY METER (11 KV S.O)
CODE # 41507896
SR # 007

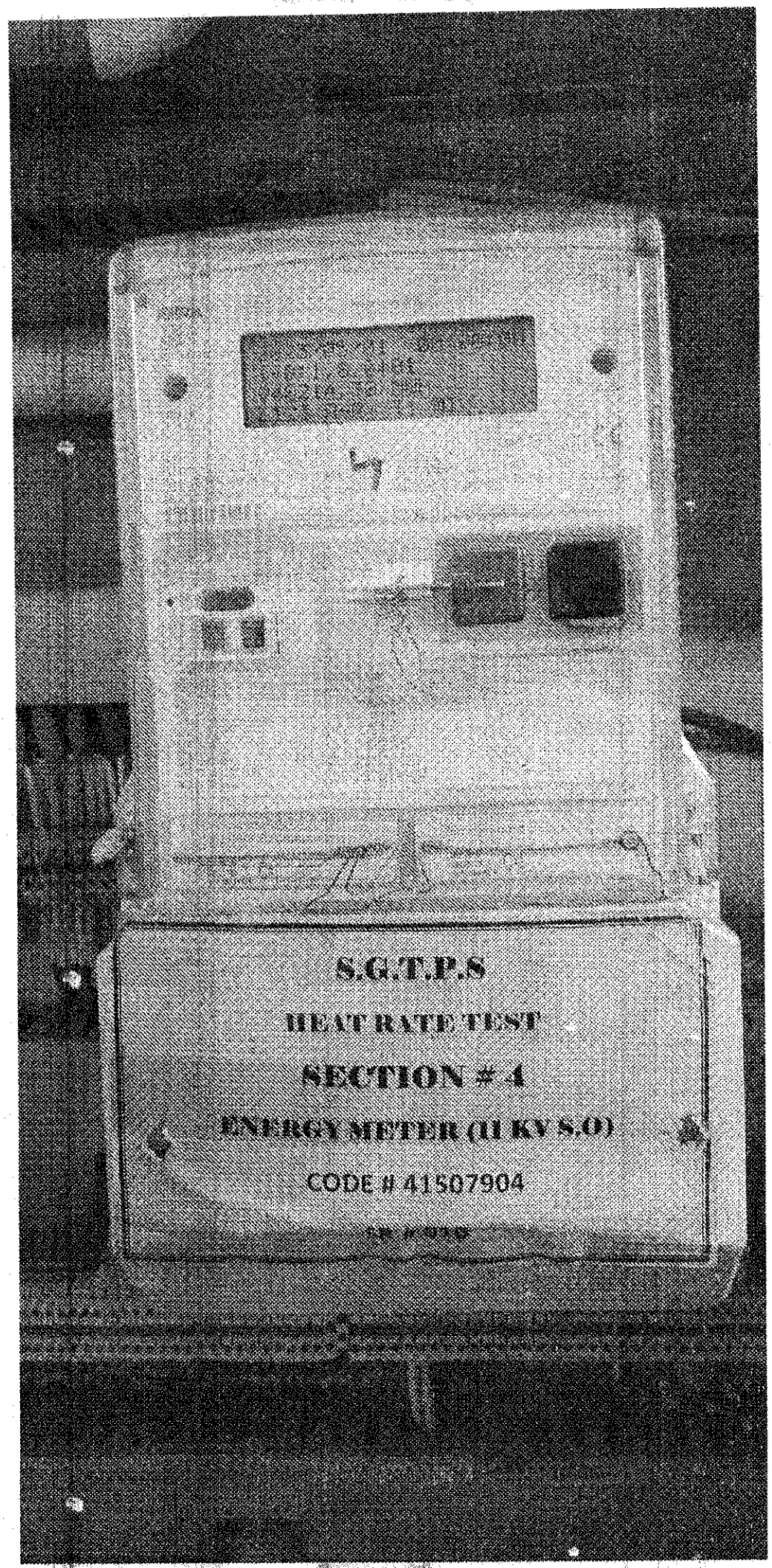
S.G.T.P.S
HEAT RATE TEST
SECTION # 4
ENERGY METER (11 KV S.O)
CODE # 41507904

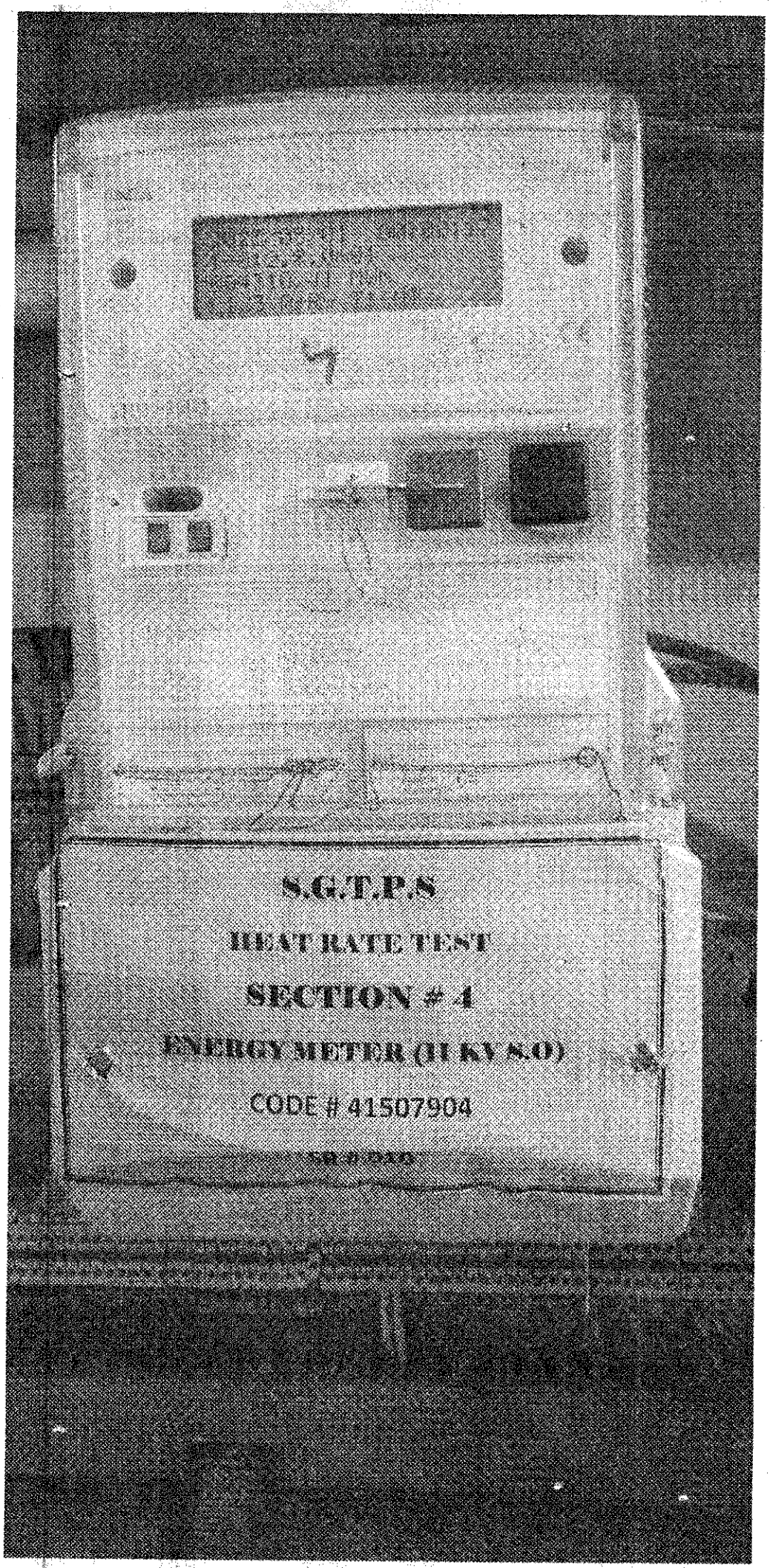
S.G.T.P.S
HEAT RATE TEST
SECTION # 4
ENERGY METER (11 KV S.O)
CODE # 41507904


ST
ST
Steam Turbine
K05 11KV
Energy Meter

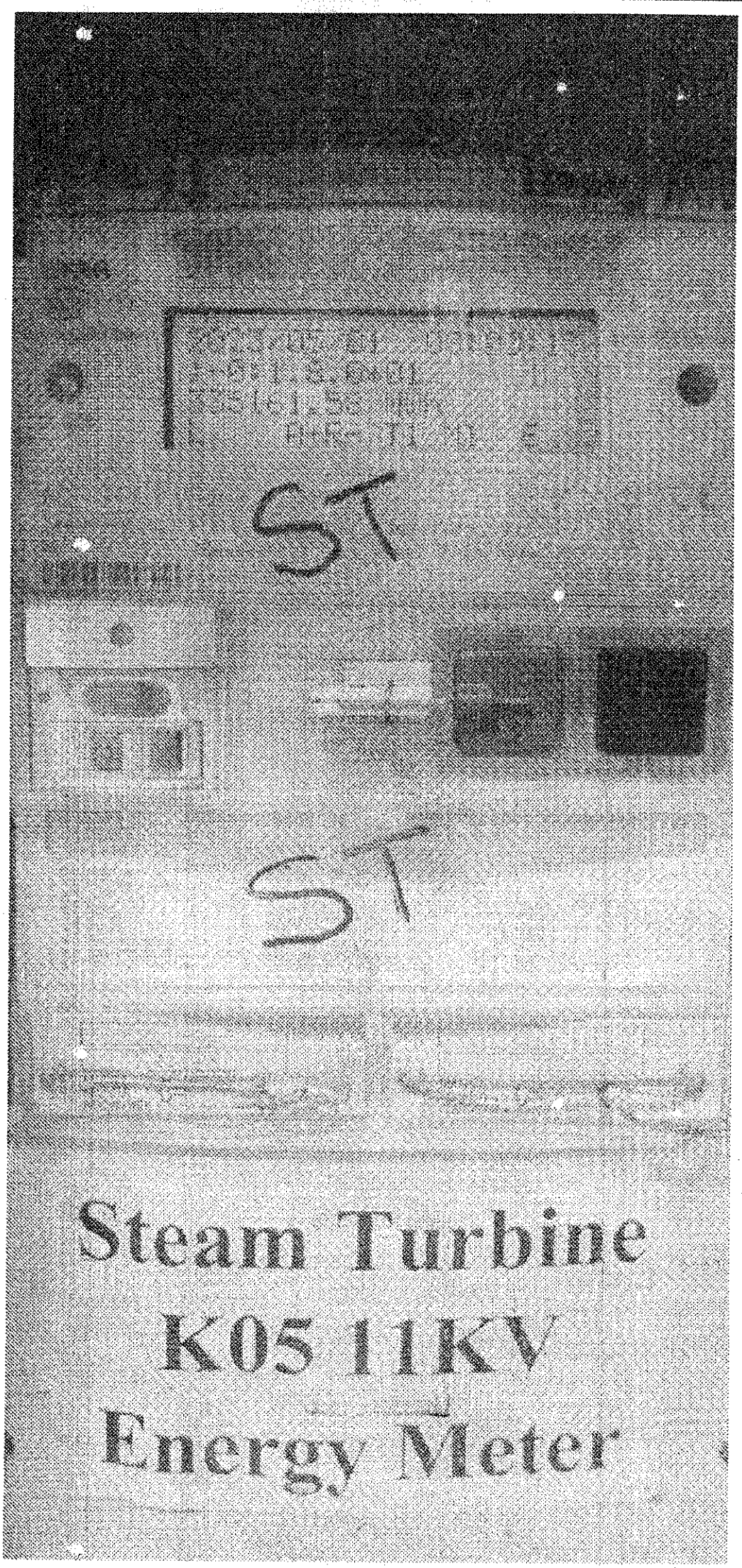
ST
ST
Steam Turbine
K05 11KV
Energy Meter

N.G.T.P.S
HEAT RATE TEST
SECTION # 1
AUXILIARY ENERGY METER
CODE # 41507901
SR # 002

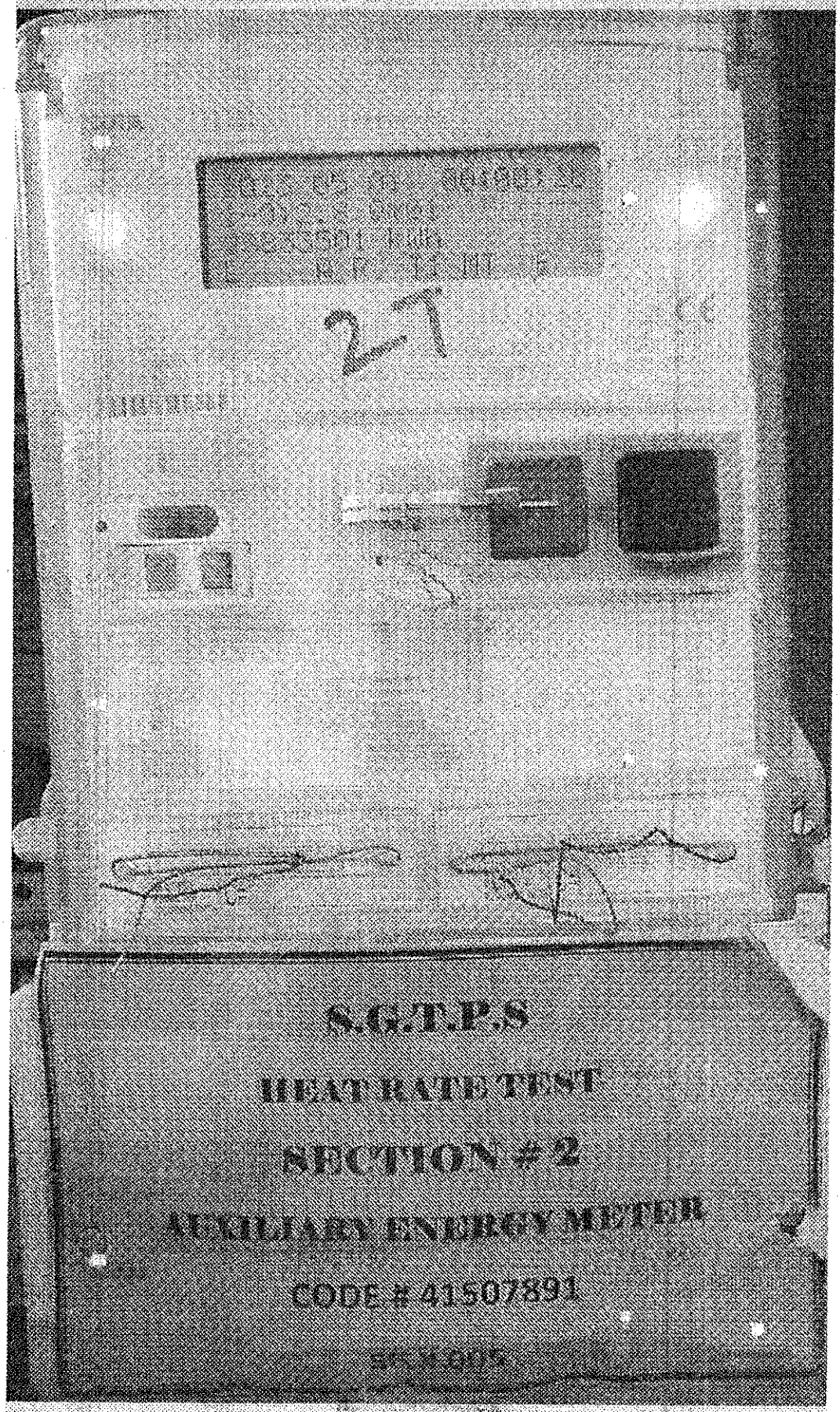
21
S.G.T.P.S
HEAT RATE TEST
SECTION # 2
AUXILIARY ENERGY METER
CODE # 41507891

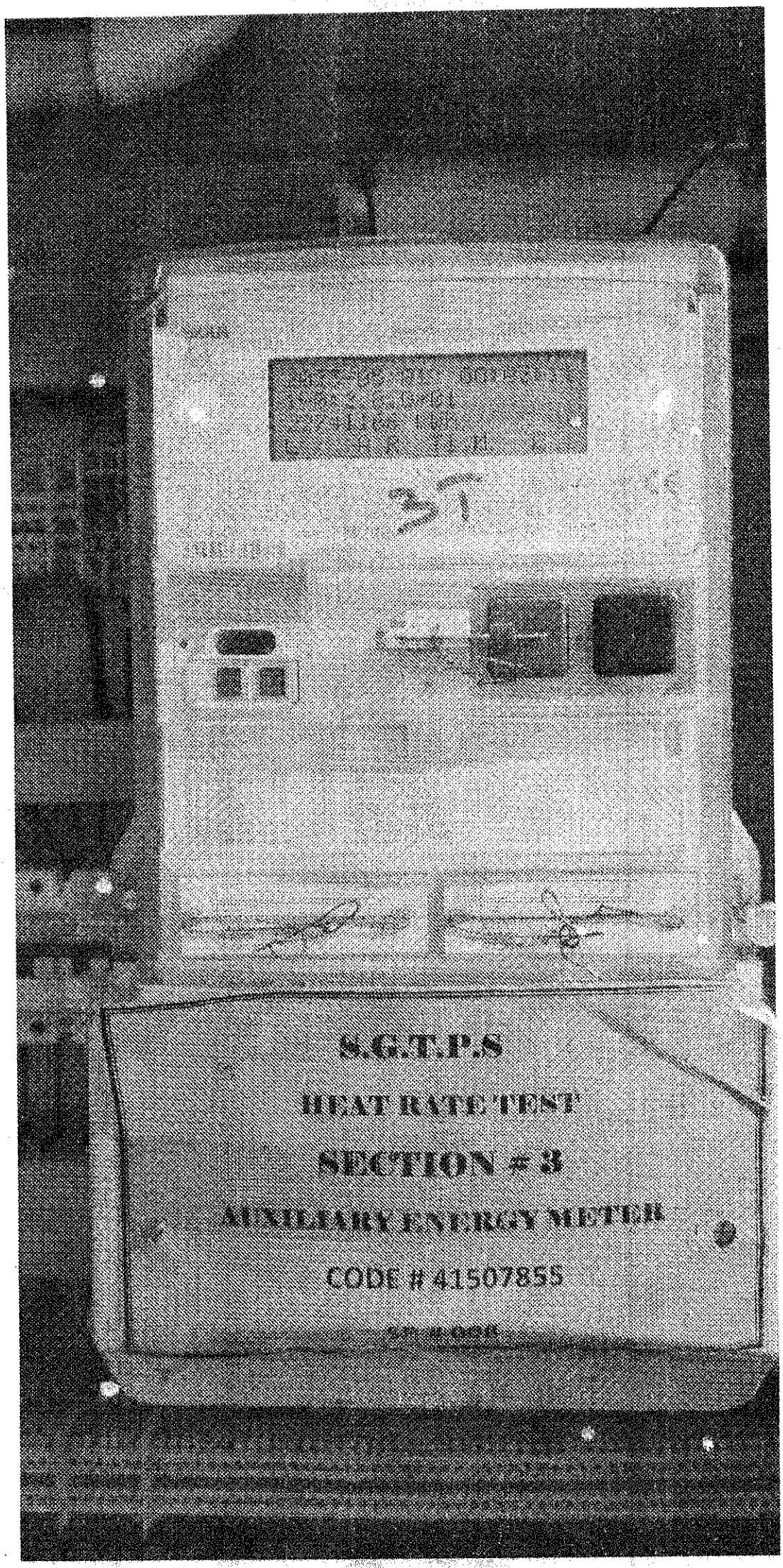
S.G.T.P.S
HEAT RATE TEST
SECTION # 3
AUXILIARY ENERGY METER
CODE # 41507855


41
S.G.T.P.S
HEAT RATE TEST
SECTION # 4
AUXILIARY ENERGY METER
CODE # 4150788
38 # 011


STT
STT
Steam Turbine
AUX K03

IPP	Counter Readings		Generation	As per FCA Claim
	1-Apr-23	1-May-23	Apr-23	
	MWh			
	A	B	C = B - A	
SNPC				
Transformer 1	2,069,719	2,092,070	22,351	
Transformer 2	1,706,655	1,729,098	22,443	
			44,794	**44,794**
Gul Ahmed				
Transformer 1	481,421	484,545	3,124	
Transformer 2	431,737	435,484	3,747	
Transformer 3	466,347	468,936	2,589	
			9,460	**9,460**
FPCL				
HTO 8030	144,374	181,123	36,749	
			36,749	**36,749**
Tapal				
Transformer 1	633,160	639,056	5,896	
Transformer 2	636,370	641,827	5,457	
Transformer 3	625,512	630,978	5,466	
			16,819	**16,819**
Lucky				
Transformer 1	3,145	3,319	174	
			174	**174**
Gharo				
Transformer 1	172,279	177,487	5,208	
Transformer 2	174,849	180,138	5,289	
			10,497	**10,497**
IIL				
Meter	25,791	26,715	923	
			923	**923**
ISL				
Meter 1	55,865	55,908	43	
Meter 2	44,667	44,702	35	
			78	**78**
Lotte				
Transformer 1	10,021	10,035	14	
Transformer 2	110,891	110,891	-	
			14	**14**

IPP	Counter Readings		Generation	As per FCA Claim
	1-Apr-23	1-May-23	Apr-23	
Oursun				
Transformer 1	183,849	187,851	4,002	
Transformer 2	191,870	196,351	4,481	
			8,483	**8,483**
NTDC				
KDA - Import - Line 1	(911,012)	(911,023)	(11)	
KDA - Export - Line 1	5,832,142	5,958,004	125,862	
KDA - Import - Line 2	(1,179,097)	(1,179,107)	(10)	
KDA - Export - Line 2	6,052,959	6,179,013	126,054	
NKI - Import - Line 1	(1,419)	(1,419)	-	
NKI - Export - Line 1	23,054,778	23,290,560	235,782	
NKI - Import - Line 2	(1,244)	(1,244)	-	
NKI - Export - Line 2	23,360,659	23,599,970	239,311	
			726,988	**726,988**

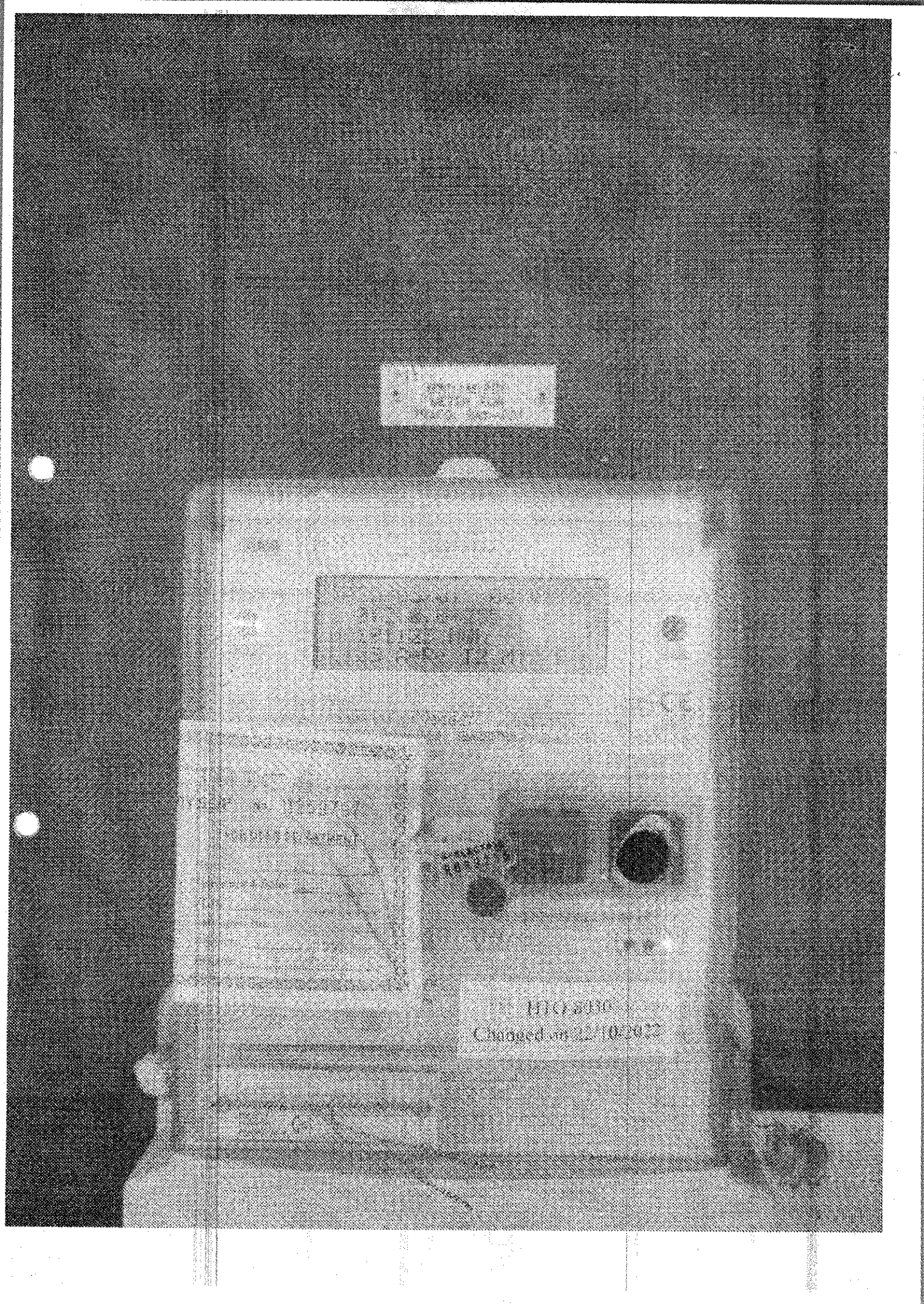
Changed on 22/10/2022

Transformer # 03

(Main)

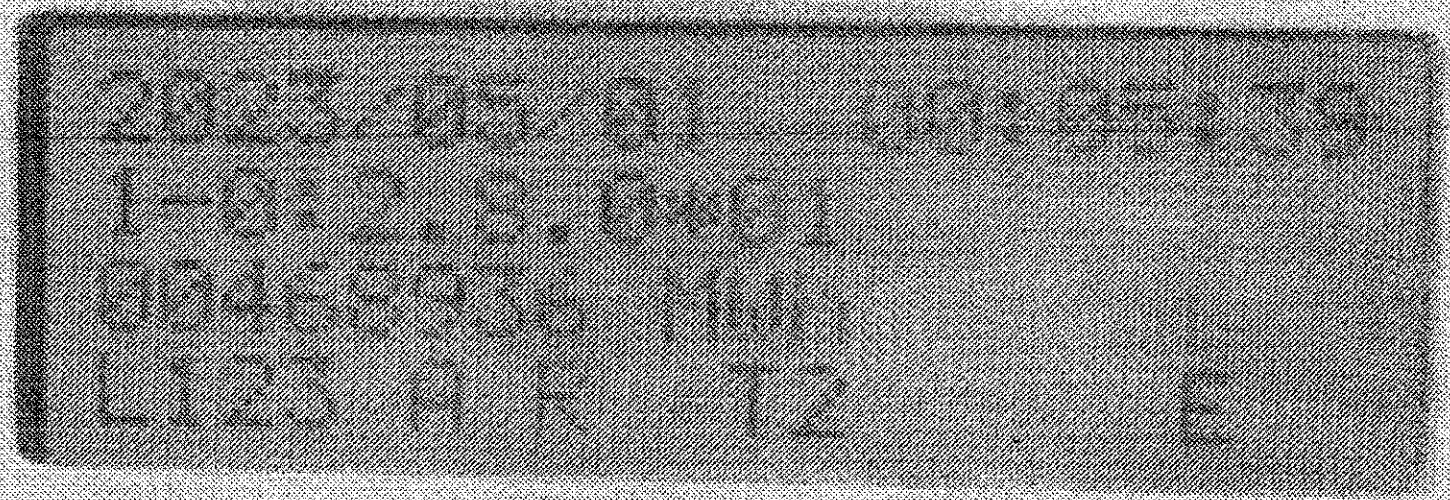

Transformer # 02

(Main)

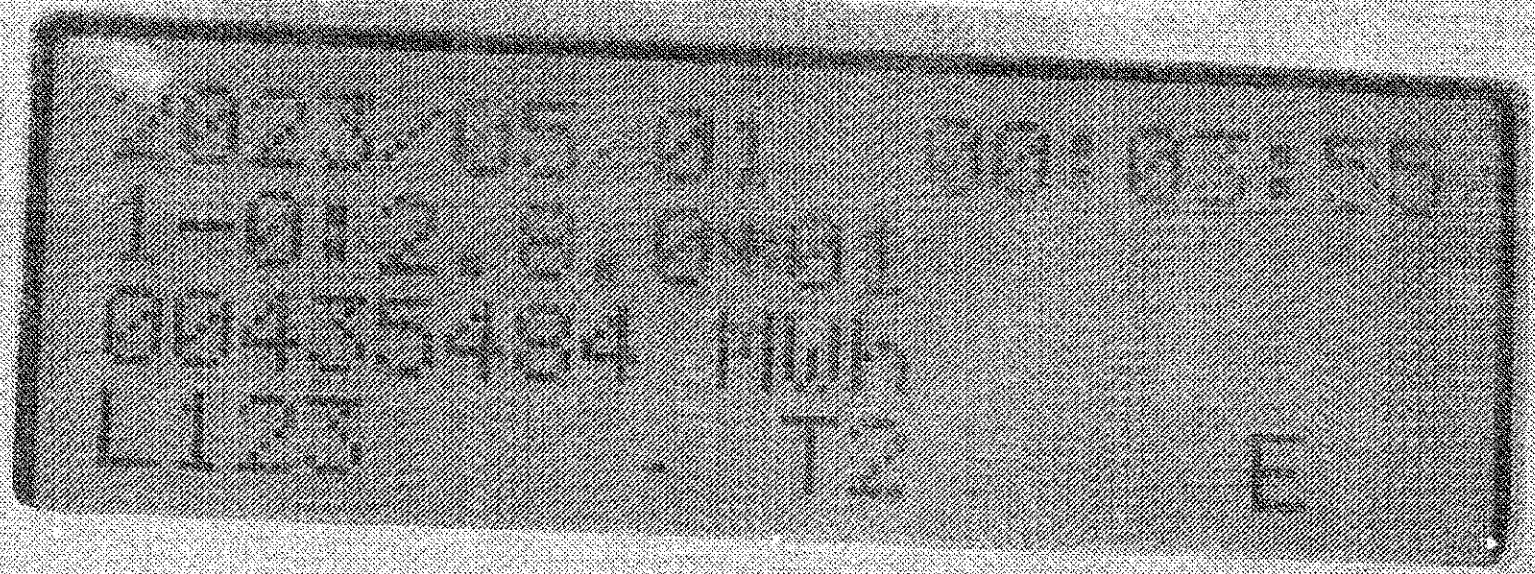

TRANSFORMER # 01
(Main)

Transformer # 01

(Main)

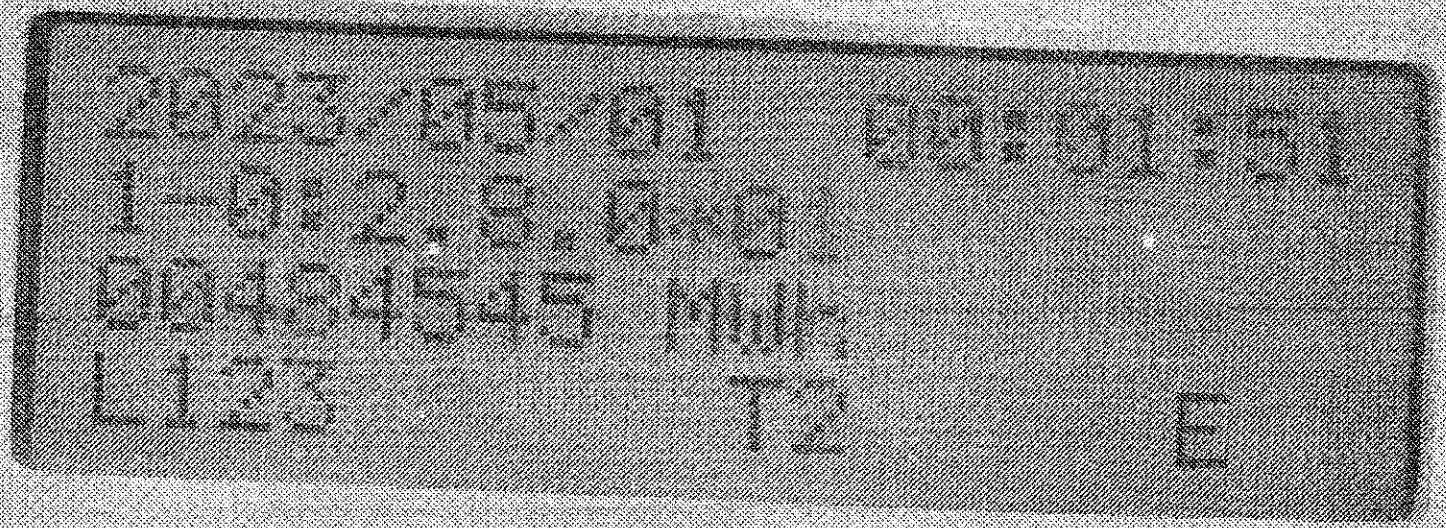


K-ELECTRIC
RB55198





25-06-2018

PTA-2

PTA-1






Fu KE
edlms
edlms
7
K-ELECTRIC
METER SECURITY SLIP


The Karachi Electric Supply Company Ltd.







USER DEPARTMENT

K-ELECTRI

QG193509

HTO-7906

00193510

HTO-7905


HTO-5018
PVT
20/3
Samsung Quad Camera


HTQ-6016
PV7
2013
Samsung Quad Camera
Shot with my Galaxy A21s


K.E Main Energy Meter # 03
(HTO 7997)
TRANSFORMER
No. 3

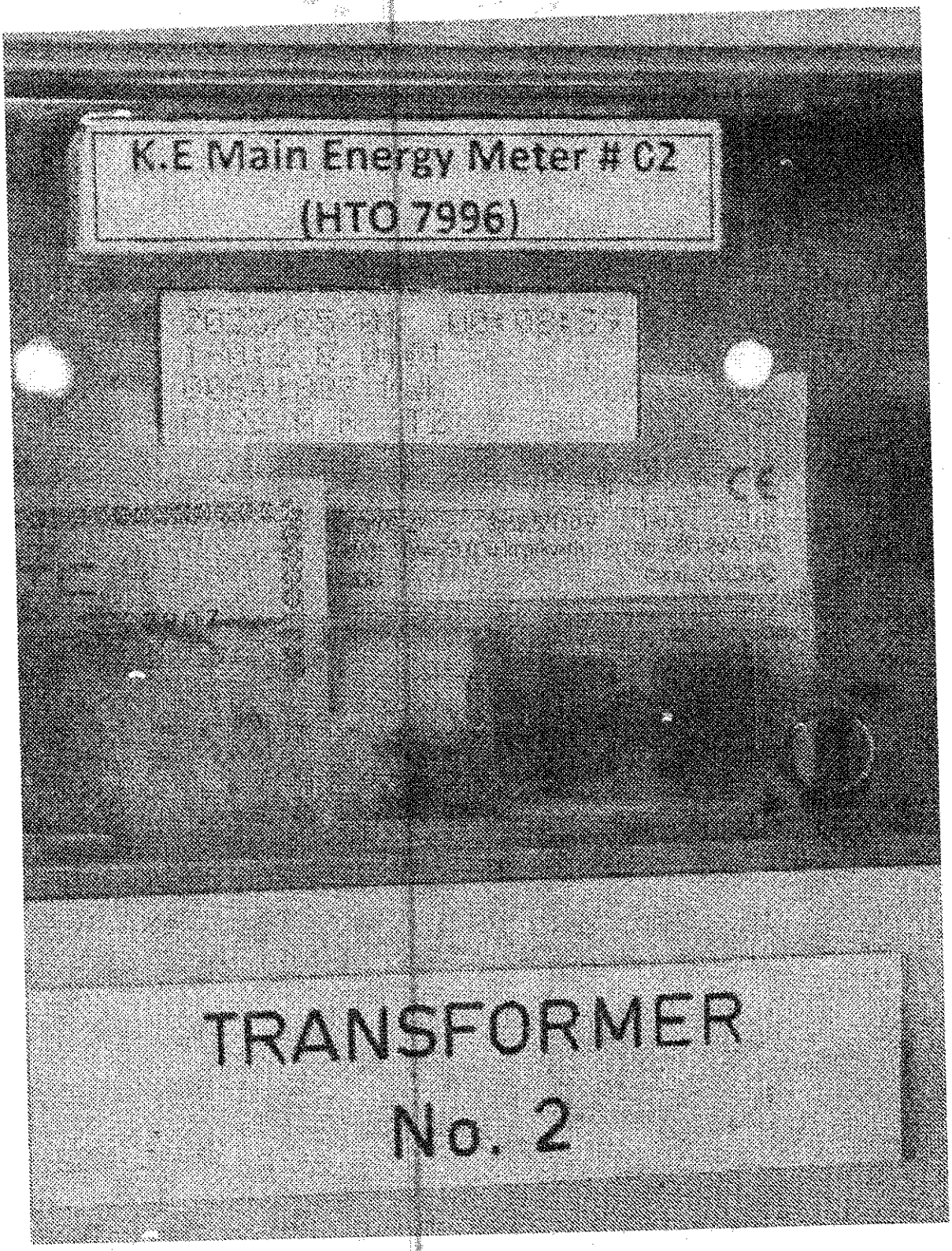
K.E Main Energy Meter # 02
(HTO 7996)
TRANSFORMER
No. 2



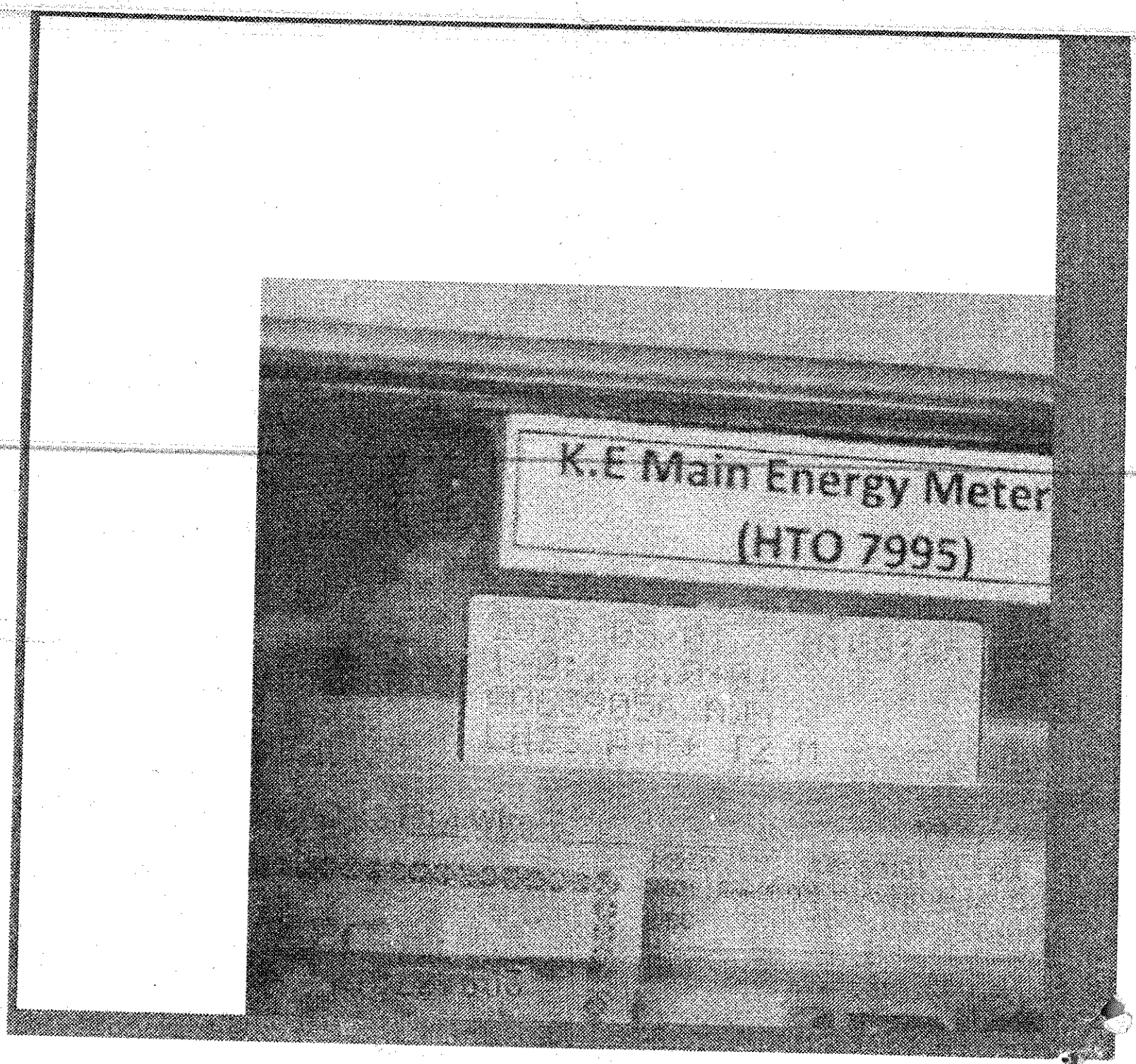
K.E Main Energy Meter
(HTO 7995)