

CENTRAL POWER PURCHASING AGENCY GUARANTEE LIMITED

(A Company of Government of Pakistan)

Shaheen Plaza | Plot no. 73-West | Fazal-E-Haq Road,
Blue Area, Islamabad
Fax: +92-51-9216949, Ph: +92-051- 9213616
www.cppa.gov.pk

No. CPPA-G/2023/CFO/5453-54

Dated: April 14, 2023

The Registrar NEPRA
NEPRA Tower Ataturk Avenue (East),
Sector G-5/1, Islamabad.

SUBJECT: XWDISCOs' ENERGY PURCHASE DATA FOR MONTH OF MARCH 2023.

With reference to the FCA mechanism provided in XWDISCOs' tariff determination, please find attached the Energy Data for the month of March 2023. The soft copy of the FCA Claim along with the EPP invoices is also being sent to NEPRA for its consideration.

[Handwritten Signature]
14/04/23
CHIEF FINANCIAL OFFICER

CC:

- Chief Executive Officer, CPPA-G.
- Master File

TARIFF (DEPARTMENT)

Dir (T-I)..... Dir (T-II).....
 Dir (T-III)..... Dir (T-IV).....
 Dir (T-V)..... Addl. Dir (RE).....
 Date: 19-4-23

[Handwritten Signature]

Forwarded please:
 For nec action for information

1. DG (Lic.)	2. DG (Admn./HR)
3. DG (M&E)	4. DG (CAD)
5. DG (Trf.)	6. Dir. (Fin.)
7. Dir. (Tech.)	8. Consultant
9. LA	10. Addl. Dir. (IT)

For kind information please
 Chairman M (Tech.)
 M (Lic.) M (Trf. & Fin)
 M (Law)

Tariff Division Record
 By No. 2493
 Dated 18-4-23

18-4-23
 4257
 5284



CERTIFICATE

FOR FUEL ADJUSTMENT IN THE CONSUMER-END TARIFF


REGARDING 2002 POWER POLICY

FOR THE MONTH OF MARCH 2023

This is to certify that:-

- 1) All purchases have been made from Generation Companies having valid generation License issued by NEPRA.
- 2) Invoices of all Electricity Purchases have been processed in accordance with the rates, terms & conditions as determined by NEPRA. Payments related to periodical adjustments are also made as per decision of NEPRA.
- 3) The above statement is true, based on facts and from verifiable documentary evidence. In case of any deviation / variation observed if not rectified at later stage, CPPA-G will be responsible for the consequences arising out of any misstatement under NEPRA Act and its Rules & Regulations.


DGM Technical


DGMF-I CRPA-G



CERTIFICATE

FOR FUEL ADJUSTMENT IN THE CONSUMER-END TARIFF

REGARDING 1994 POWER POLICY (HUBCO INCLUSIVE)

FOR THE MONTH OF MARCH 2023

This is to certify that: -

- i) All purchases have been made from IPPs under 1994 Policy, including HUBCO, Chasnupp and excluding Tavanir, having valid generation license issued by NEPRA.
- ii) Invoices of all Electricity Purchases have been made strictly in accordance with the rates, terms & conditions as stipulated in the respective Power Purchase Agreements.
- iii) All payments to IPPs are being made after observing all formalities provided in the respective Power Purchase Agreements.
- iv) All purchases have been made in accordance with the Power Purchase Agreement.

The above statement is true, based on facts and from verifiable documentary evidence. In case of any deviation / variation observed if not rectified at later stage, CPPA-G will be responsible for the consequences arising out of any misstatement under NEPRA Act and its Rules & Regulations.


DGM Technical


DGMEF-INCPPA-G


CERTIFICATE


Subject: MONTHLY FUEL CHARGES ADJUSTMENT OF DISCOS FOR THE MONTH OF MARCH-2023.

- I. It is certified that Merit order was followed as defined under section 2 (I) (x) of the NEPRA Licensing (Generation) Rules 2000, while operating power plants in its fleet during month of March-2023.

- II. Partial Loading of power plants was strictly in accordance with the provision of their respective Power Purchase Agreement and the plants were operated on partial load as per system load demand variations and for fuel conservation where needed.


Deputy Manager (PC-I)
NPCC, NTDC, Islamabad


Manager Power Control
NPCC, NTDC, Islamabad


Chief Engineer (Network Operation)
NPCC, NTDC, Islamabad.

CENTRAL POWER PURCHASING AGENCY (CPPA)
Energy Procurement Report (Provisional)
For the Month of March 2023

S No	Power Producers	Fuel	Capacity (MW)	Energy (MWh)	Fuel Charges Rs.	VOKM Charges Rs.	EP Billing month (Rs.)	Prev. Adjustment in Fuel Cost (Rs.)	Prev. Adjustment in VOKM (Rs.)	Prev. Adjustment in EPP Total Rs.	Supp. Charges	Total Fuel Cost Rs.	Total Rs.	Total Energy Cost (Rs.)
10	Saha Power	RFO	1261	340,1174,000	4,014,828,698	218,136,926	4,232,964,623	(1512)	2,207,179	(1512)	(49,962)	4,004,628,698	218,136,926	4,222,964,623
11	Alpa	Gas	560	1,174,000	1,693,308,830	6,977,992	1,699,286,822	107,321,188	1,699,286,822	(99,969)	1,699,286,822	1,699,286,822	1,699,286,822	
12	Luxury	Gas	27	8,862,600	208,326,797	286,036,643	208,326,797	67,880,876	286,036,643	67,880,876	286,036,643	286,036,643	286,036,643	
13	Chastama Nuclear	Niel	300	208,648,000	325,497,216	304,973,028	325,497,216	304,973,028	304,973,028	304,973,028	304,973,028	304,973,028	304,973,028	
14	Chastama Nuclear-III	Niel	340	231,177,000	304,973,028	578,728,242	304,973,028	578,728,242	578,728,242	578,728,242	578,728,242	578,728,242	578,728,242	
15	Chastama Nuclear-IV	Niel	340	233,226,000	678,728,242	459,223,020	678,728,242	459,223,020	678,728,242	459,223,020	678,728,242	678,728,242	678,728,242	
16	Karnati Nuclear Power Plant-Unit-2	Niel	1,145	638,491,000	459,223,020	738,567,173	459,223,020	738,567,173	459,223,020	738,567,173	459,223,020	738,567,173	459,223,020	
17	Karnati Nuclear Power Plant-Unit-3	Niel	1,145	520,426,000	459,223,020	738,567,173	459,223,020	738,567,173	459,223,020	738,567,173	459,223,020	738,567,173	459,223,020	
18	Karnati Nuclear Power Plant-Unit-4	Import	96	31,581,200	738,567,173	459,223,020	738,567,173	459,223,020	738,567,173	459,223,020	738,567,173	459,223,020	738,567,173	
19	Alpa-CoGen	RFO	156	4,210,584	86,148,737	235,562,980	86,148,737	235,562,980	86,148,737	235,562,980	86,148,737	235,562,980	86,148,737	
20	Alpa Power	RFO	214	10,857,337	231,748,773	2,485,606	231,748,773	2,485,606	231,748,773	2,485,606	231,748,773	2,485,606	231,748,773	
21	Nihata Power	Gas	195	1,861,287	43,470,730	84,724,833	43,470,730	84,724,833	43,470,730	84,724,833	43,470,730	84,724,833	43,470,730	
22	Foundation Power	Gas	171	98,966,078	1,411,103,395	1,411,103,395	1,411,103,395	1,411,103,395	1,411,103,395	1,411,103,395	1,411,103,395	1,411,103,395	1,411,103,395	
23	Orsent	RILNG	213	48,229,625	1,411,103,395	27,772,486	1,411,103,395	27,772,486	1,411,103,395	27,772,486	1,411,103,395	27,772,486	1,411,103,395	
24	Nihata CoGen	RFO	196	1,673,338	48,557,297	4,213,466	48,557,297	4,213,466	48,557,297	4,213,466	48,557,297	4,213,466	48,557,297	
25	Nihata Power	RILNG	204	13,704,409	414,493,342	13,417,423	414,493,342	13,417,423	414,493,342	13,417,423	414,493,342	13,417,423	414,493,342	
26	ISM Power	RFO	204	13,704,409	414,493,342	13,417,423	414,493,342	13,417,423	414,493,342	13,417,423	414,493,342	13,417,423	414,493,342	
27	Fogio Energy	Gas	213	83,766,000	814,839,483	66,413,429	814,839,483	66,413,429	814,839,483	66,413,429	814,839,483	66,413,429	814,839,483	
28	Saphire Power	RILNG	203	41,882,680	1,220,067,072	40,559,187	1,220,067,072	40,559,187	1,220,067,072	40,559,187	1,220,067,072	40,559,187	1,220,067,072	
29	Hibco National	RFO	214	12,318,161	238,792,486	22,281,667	238,792,486	22,281,667	238,792,486	22,281,667	238,792,486	22,281,667	238,792,486	
30	Liberty Power	RFO	196	8,860,336	78,474,940	9,010,024	78,474,940	9,010,024	78,474,940	9,010,024	78,474,940	9,010,024	78,474,940	
31	Haimore	RILNG	189	213,233,232	2,154,840,003	111,220,816	2,154,840,003	111,220,816	2,154,840,003	111,220,816	2,154,840,003	111,220,816	2,154,840,003	
32	Uphal	Gas	381	15,833,200	74,717,389	15,936,116	15,833,200	15,936,116	15,833,200	15,936,116	15,833,200	15,936,116	15,833,200	
33	JDW-III	Baggasse	26	17,326,610	103,878,610	17,477,480	103,878,610	17,477,480	103,878,610	17,477,480	103,878,610	17,477,480	103,878,610	
34	RKM	Baggasse	24	10,399,200	62,210,095	6,210,095	62,210,095	6,210,095	62,210,095	6,210,095	62,210,095	6,210,095	62,210,095	
35	Chinnai Power	Baggasse	62	3,373,480	139,706,475	3,373,480	139,706,475	3,373,480	139,706,475	3,373,480	139,706,475	3,373,480	139,706,475	
36	Hannai Sugar Mills	Baggasse	15	6,179,400	36,966,407	6,219,666	36,966,407	6,219,666	36,966,407	6,219,666	36,966,407	6,219,666	36,966,407	
37	Amolai Industries Limited	Baggasse	22	2,604,166	14,960,422	6,695,030	14,960,422	6,695,030	14,960,422	6,695,030	14,960,422	6,695,030	14,960,422	
38	Omnia Energy Limited	Baggasse	36	6,888,261	33,948,789	6,888,261	33,948,789	6,888,261	33,948,789	6,888,261	33,948,789	6,888,261	33,948,789	
39	Chinnai Power (Pvt) Ltd	Coal	1,220	66,989,200	484,284,611	186,738,688	484,284,611	186,738,688	484,284,611	186,738,688	484,284,611	186,738,688	484,284,611	
40	Geeta Power Co. Pvt. Ltd	Coal	490	1,624,880	3,262,880	1,624,880	3,262,880	1,624,880	3,262,880	1,624,880	3,262,880	1,624,880	3,262,880	
41	Geeta Power Co. Pvt. Ltd	Coal	490	1,624,880	3,262,880	1,624,880	3,262,880	1,624,880	3,262,880	1,624,880	3,262,880	1,624,880	3,262,880	
42	Geeta Power Co. Pvt. Ltd	Coal	490	1,624,880	3,262,880	1,624,880	3,262,880	1,624,880	3,262,880	1,624,880	3,262,880	1,624,880	3,262,880	
43	Geeta Power Co. Pvt. Ltd	Coal	490	1,624,880	3,262,880	1,624,880	3,262,880	1,624,880	3,262,880	1,624,880	3,262,880	1,624,880	3,262,880	
44	Geeta Power Co. Pvt. Ltd	Coal	490	1,624,880	3,262,880	1,624,880	3,262,880	1,624,880	3,262,880	1,624,880	3,262,880	1,624,880	3,262,880	
45	Geeta Power Co. Pvt. Ltd	Coal	490	1,624,880	3,262,880	1,624,880	3,262,880	1,624,880	3,262,880	1,624,880	3,262,880	1,624,880	3,262,880	
46	Geeta Power Co. Pvt. Ltd	Coal	490	1,624,880	3,262,880	1,624,880	3,262,880	1,624,880	3,262,880	1,624,880	3,262,880	1,624,880	3,262,880	
47	Geeta Power Co. Pvt. Ltd	Coal	490	1,624,880	3,262,880	1,624,880	3,262,880	1,624,880	3,262,880	1,624,880	3,262,880	1,624,880	3,262,880	
48	Geeta Power Co. Pvt. Ltd	Coal	490	1,624,880	3,262,880	1,624,880	3,262,880	1,624,880	3,262,880	1,624,880	3,262,880	1,624,880	3,262,880	
49	Geeta Power Co. Pvt. Ltd	Coal	490	1,624,880	3,262,880	1,624,880	3,262,880	1,624,880	3,262,880	1,624,880	3,262,880	1,624,880	3,262,880	
50	Geeta Power Co. Pvt. Ltd	Coal	490	1,624,880	3,262,880	1,624,880	3,262,880	1,624,880	3,262,880	1,624,880	3,262,880	1,624,880	3,262,880	
51	Geeta Power Co. Pvt. Ltd	Coal	490	1,624,880	3,262,880	1,624,880	3,262,880	1,624,880	3,262,880	1,624,880	3,262,880	1,624,880	3,262,880	
52	Geeta Power Co. Pvt. Ltd	Coal	490	1,624,880	3,262,880	1,624,880	3,262,880	1,624,880	3,262,880	1,624,880	3,262,880	1,624,880	3,262,880	
53	Geeta Power Co. Pvt. Ltd	Coal	490	1,624,880	3,262,880	1,624,880	3,262,880	1,624,880	3,262,880	1,624,880	3,262,880	1,624,880	3,262,880	
54	Geeta Power Co. Pvt. Ltd	Coal	490	1,624,880	3,262,880	1,624,880	3,262,880	1,624,880	3,262,880	1,624,880	3,262,880	1,624,880	3,262,880	
55	Geeta Power Co. Pvt. Ltd	Coal	490	1,624,880	3,262,880	1,624,880	3,262,880	1,624,880	3,262,880	1,624,880	3,262,880	1,624,880	3,262,880	
56	Geeta Power Co. Pvt. Ltd	Coal	490	1,624,880	3,262,880	1,624,880	3,262,880	1,624,880	3,262,880	1,624,880	3,262,880	1,624,880	3,262,880	
57	Geeta Power Co. Pvt. Ltd	Coal	490	1,624,880	3,262,880	1,624,880	3,262,880	1,624,880	3,262,880	1,624,880	3,262,880	1,624,880	3,262,880	
58	Geeta Power Co. Pvt. Ltd	Coal	490	1,624,880	3,262,880	1,624,880	3,262,880	1,624,880	3,262,880	1,624,880	3,262,880	1,624,880	3,262,880	
59	Geeta Power Co. Pvt. Ltd	Coal	490	1,624,880	3,262,880	1,624,880	3,262,880	1,624,880	3,262,880	1,624,880	3,262,880	1,624,880	3,262,880	
60	Geeta Power Co. Pvt. Ltd	Coal	490	1,624,880	3,262,880	1,624,880	3,262,880	1,624,880	3,262,880	1,624,880	3,262,880	1,624,880	3,262,880	
61	Geeta Power Co. Pvt. Ltd	Coal	490	1,624,880	3,262,880	1,624,880	3,262,880	1,624,880	3,262,880	1,624,880	3,262,880	1,624,880	3,262,880	
62	Geeta Power Co. Pvt. Ltd	Coal	490	1,624,880	3,262,880	1,624,880	3,262,880	1,624,880	3,262,880	1,624,880	3,262,880	1,624,880	3,262,880	
63	Geeta Power Co. Pvt. Ltd	Coal	490	1,624,880	3,262,880	1,624,880	3,262,880	1,624,880	3,262,880	1,624,880	3,262,880	1,624,880	3,262,880	
64	Geeta Power Co. Pvt. Ltd	Coal	490	1,624,880	3,262,880	1,624,880	3,262,880	1,624,880	3,262,880	1,624,880	3,262,880	1,624,880	3,262,880	
65	Geeta Power Co. Pvt. Ltd	Coal	490	1,624,880	3,262,880	1,624,880	3,262,880	1,624,880	3,262,880	1,624,880	3,262,880	1,624,880	3,262,880	
66	Geeta Power Co. Pvt. Ltd	Coal	490	1,624,880	3,262,880	1,624,880	3,262,880	1,624,880	3,262,880	1,624,880	3,262,880	1,624,880	3,262,880	
67	Geeta Power Co. Pvt. Ltd	Coal	490	1,624,880	3,262,880	1,624,880	3,262,880	1,624,880	3,262,880	1,624,880	3,262,880	1,624,880	3,262,880	
68	Geeta Power Co. Pvt. Ltd	Coal	490	1,624,880	3,262,880	1,624,880	3,262,880	1,624,880	3,262,880	1,624,880	3,262,880	1,624,880	3,262,880	
69	Geeta Power Co. Pvt. Ltd	Coal	490	1,624,880	3,262,880	1,624,880	3,262,880	1,624,880	3,262,880	1,624,880	3,262,880	1,624,880	3,262,880	
70</														

CENTRAL POWER PURCHASING AGENCY (CPPA)
Energy Procurement Report (Provisional)
For the Month of March 2023

S No.	Power Producers	Fuel	Capacity (MW)	Energy kWh	Fuel Charges Rs.	VOAM Charge Rs.	EPP Billing month (Rs.)	Prev. Adjust in Fuel Cost (Rs.)	Prev. Adjust in VOAM (Rs.)	Prev. Adjust in EPP Total Rs.	Step Changes	Total Fuel Cost Rs.	Total VOAM Rs.	Total Energy Cost (Rs.)
35	Artistic Wind Power (Pvt.) Ltd.	Wind	50	7,206,360										
36	India Wind Energy Ltd.	Wind	50	7,160,400										
37	Lakefield Energy Limited	Wind	50	7,916,910										
38	Liberty Wind Power-Ltd.	Wind	50	6,391,280										
39	DLN Energy Ltd.	Wind	50	6,708,940										
40	Gul Ahmed Electric Limited	Wind	50	8,250,160										
41	Atlas Solar Limited	Solar	100	47,793,500										
42	Liberty Wind Power-II (Pvt.) Ltd	Wind	100	6,470,380										
43	MASDA Green Energy Limited	Wind	50	7,540,970										
44	Mico Wind Power Limited	Solar	50	10,795,660										
45	Met Marketing Net Exported units	Solar	257	28,866,015										
46	Sub-Total	Mixed	2,693	335,618,286	18,759,715		18,759,715			18,759,715		18,759,715		18,759,715
G-TOTAL:				41,460	8,741,322,452	71,830,094,999	3,022,791,007	760,060,382	127,226,479	887,286,861		72,590,745,381	3,150,017,486	75,740,162,867
Summary														
1	Hydel			2,001,612,630			237,851,448	418,233,034	199,766,083	199,766,083				437,517,531
2	Coal			1,335,614,145	11,570,692,765		12,846,662,834	180,060,145	(263,571,639)	154,661,496		11,988,865,799	811,458,531	12,800,324,330
3	HSO				862,268,239		940,416,960	247,201,393	191,708,862	438,910,245		1,109,469,632	269,856,673	1,379,326,305
4	F-O			40,526,053			13,326,788,727	180,060,145	(23)	180,060,122		12,660,388,606	689,450,243	13,319,818,849
5	Gas			1,107,011,187	12,467,308,461		44,236,633,768	40,596,431	(67,899)	39,919,636		43,423,083,981	652,389,343	44,375,453,304
6	Renew			1,784,692,914	2,630,487,630		2,162,782,846			2,162,782,846		2,162,782,846		2,162,782,846
7	Renew			2,002,007,000	2,162,782,846		738,657,173	(129,030,620)		(129,030,620)		609,626,552		609,626,552
8	Import from Iran			31,581,200	746,657,173									
9	Solar			221,327,029	627,288,271		736,653,636	(1)	(0)			627,288,270	108,265,265	736,553,535
10	Biogas			104,898,127	18,759,715		18,759,715					18,759,715		18,759,715
11	Mixed			3,582,170	71,830,094,999		74,852,876,006	760,060,382	127,226,479	887,286,861		72,590,745,381	3,150,017,486	75,740,162,867
Totals For the month					8,741,322,452		3,022,791,007	760,060,382	127,226,479	887,286,861		72,590,745,381	3,150,017,486	75,740,162,867
Prev. Adjustments					(132,269,382)		74,852,876,006	887,286,861				18,759,715		18,759,715
GRAND TOTALS :					8,729,053,070		75,740,162,867					18,759,715		18,759,715

Energy Cost (Rs.)	72,590,145,381	3,150,017,486	75,740,162,867
Cost not chargeable to DISCOs (Rs.)	2,347,707,648	-	2,347,707,648
EPP (Chargeable) (Rs.)	70,242,437,733	3,150,017,486	73,392,455,219
Energy Sold (kWh)	8,459,240,349	8,459,240,349	8,459,240,349
Avg. Rate (Rs./kWh)	8.3036	0.3724	8.6750
Reference Rate (Rs./kWh)	8.7122		
FOA Rate Current month (Rs./kWh)	(0.4086)		
Arrear Claim (Rs.)	13,385,948,984		
Impact on FOA(Rs./kWh)	1.5824		
Revised FOA Rate after Arrear (Rs./kWh)	1.1738		

CENTRAL POWER PURCHASING AGENCY (CPPA)
Detail Breakup of FCC Claimed
For the Month of March 2023

S.No.	Power Producer	Fuel	Dep. Capacity (MW)	Energy Kwh	Fuel Cost component as determined by Authority (Rs./kwh)	Fuel Cost as per NEPRA Approved Rate (Rs.)	Heat Degradation Factor (Dh) Rs.	Load Correction Factor (kl) Rs.	Any other Cost as per FPA (Rs.)	Fuel Charges Rs.
A										
1	Foundation Power Company Dabarki Ltd.	Gas	171	96,966,078	6.4307	623,561,465	26,189,582	61,733,102	-	711,484,149
2	Orient Power Company (Private) Limited	RLNG	213	48,249,625	26.3099	1,269,442,809	17,137,478	124,523,109	-	1,411,103,395
3	Saif Power Limited	RLNG	204	13,704,409	26.3085	360,542,554	4,867,324	49,083,464	-	414,493,342
4	Engro Powergen Qadirpur Limited	Gas	213	83,765,000	8.5399	715,341,372	24,564,882	74,923,229	-	814,829,483
5	Sapphire Electric Company Limited	RLNG	203	41,882,680	26.3099	1,101,929,123	14,876,043	103,261,906	-	1,220,067,072
6	Halmore Power Generation Company Limited	RLNG	199	-	-	-	-	-	-	-
7	Uch-II Power (Pvt.) Limited	Gas	381	213,323,232	9.5930	2,046,402,843	67,531,294	40,905,866	-	2,154,840,003
8	Quaid-e-Azam Thermal Power (Pvt) Limited	RLNG	1,180	390,834,700	21.8672	8,546,460,552	169,219,919	979,644,559	-	9,695,325,030
9	National Power Parks Management Company Private	RLNG	2,550	1,250,077,200	21.2107	26,514,989,026	524,996,784	2,389,656,665	-	29,429,642,475
IPPs Total:-			5,314	2,138,802,924		41,178,669,743	849,383,306	3,823,731,900	-	45,851,784,949
B										

Detail Of Energy Imported From Small Power Producers					
DISCO	Captive	Contract Capacity (MW)	Description	Mar, 2023	Rate (Rs./KWh)
HESCO	Thatta Power (Pvt.) Ltd.,	18.80	Energy	1,019,030	5.04
			Cost (Rs.)	5,135,859	
	DISCO's Total:-	56.80	Energy	2,755,650	5.04
			Cost (Rs.)	13,888,334	
SEPCO	AL Noor Sugar Mills		Energy	806,520	6.04
			Cost (Rs.)	4,871,381	
	DISCO's Total:-	16.00	Energy	806,520	6.04
			Cost (Rs.)	4,871,381	
G-Total		61.80	Energy	3,562,170	5.27
			Cost (Rs.)	18,759,715	