

TRIBAL ELECTRIC SUPPLY COMPANY

Telephone: 091- 9222809

Email: ceotesco@gmail.com

No. 1676-1679 /CEO/TESCO



Office of
Chief Executive Officer

Date: 16/2/2023

The Registrar
NEPRA Tower, G-5/1,
Islamabad.

Subject: INDEXATION FOR SUPPLY AND DISTRIBUTION BUSINESS OF TESCO UNDER MYT (FY 2020-21 TO 2024-25) FOR FY 2023-24

Reference: [1] Distribution Tariff Under MYT # TESCO-2022/8665-8667 dated 02-06-2022
[2] Supply Tariff Under MYT # TESCO-2022/8715-8717 dated 02-06-2022

It is to inform that NEPRA in its Multi Year tariff determination for TESCO Supply and Distribution business under MYT (2020-21 to 2024-25) dated 02-06-2022, has prescribed Annual adjustment/indexation mechanism for its yearly expenses. In order to fulfill the financial obligations of TESCO and charge the respective tariff to its consumers, the projected expenses are shown in the attached petition, under the prescribed mechanism.

Further to the above, NEPRA in its Multi Year tariff determination directed TESCO, to submit its annual adjustment/indexation requests by February each year, so that adjustment/indexation for the next year is determined in a timely manner.

In compliance of the Authority directions, TESCO is submitting Indexation/Adjustment both for its Supply and Distribution business for the FY 2023-24 and PYA of FY (2020-21 & 2021-22) for kind consideration, please.

Encl: As stated.

Chief Executive Officer
TESCO Peshawar

Copy to:

1. Director General MIRAD, TESCO Peshawar.
2. Company Secretary, TESCO Peshawar
3. Finance Director, TESCO Peshawar.
4. Master File

TARIFF (DEPARTMENT)


Dir (T-I)..... Dir (T-II).....
Dir (T-III)..... Dir (T-IV).....
Dir (T-V)..... Addl. Dir (RE).....
Date: 23-2-23

For information & n.a. please
• ADG (Tariff)
Copy to: CC: Chairman
• DC (M&E) - M (Tariff)
• MF

Tariff Division Record

Dy No. 1867
Dated 23-2-23

2/40
23.2.2023




AFFIDAVIT

I, Qazi Muhammad Tahir S/O Qazi Muhammad Tufail, Chief Executive Officer, Tribal Electric Supply Company (TESCO) bearing CNIC No.13101-9101070-9, do hereby, solemnly affirm and testify that the contents of the application for indexation in Supply and Distribution business of TESCO under MYT (2020-21 to 2024-25) for FY 2023-24 and PYA of FY (2020-21 & 2021-22) and the Annexed documents are true and correct to the best of my knowledge, belief on the basis of provided confirmations by the concerned formations put before me; and further declare that:

1. I am the Chief Executive Officer of the Tribal Electric Supply Company (TESCO) and fully aware of the affairs of the Company particularly to endorse application for indexation in Supply and Distribution business of TESCO under MYT (2020-21 to 2024-25) for FY 2023-24 and PYA of FY (2020-21 & 2021-22).
2. Whatsoever stated in the application and accompanied documents is true and nothing has been mis-stated and concealed.

Deponent


Qazi Muhammad Tahir
Chief Executive Officer, TESCO

TESCO INDEXATION/ADJUSTMENT
FOR FY 2023-24 UNDER MYT 2020-21
TO 2024-25

Contents

Table of Annexures	3
Indexation / Adjustment for FY 2023-24 under MYT 2020-21 to 2024-25	4
Pay & Allowances:	4
Post-Retirement Benefits:	5
New Hiring:	5
MIRAD Expenses:	5
Repair & Maintenance:	6
Travelling Allowance:	7
Vehicle Maintenance:	7
Other Expenses	7
Depreciation:	7
Other Income	8
RORB	8
Wheeling Charges:	9
PYA	11

Table of Annexures

S. No.	Description
1.	Pay & Allowances (Annexure A-1)
2.	Post-Retirement Benefits (Annexure A-2)
3.	Board Resolutions / Directions for New Hiring (Annexure-B1)
4.	Details of New Hiring (Annexure-B2.1, Annexure-B2.2)
5.	MIRAD Expenses (Annexure-C1)
6.	Depreciation (Annexure-D1)
7.	RORB (Annexure-E1)
8.	KIBOR Dec 2022 (Annexure-E1.1)
9.	Wheeling Charges (Annexure-F)
10.	PYA (Annexure-G1)
11.	Input Tax Charges By CPPA-G (Annexure-G1.1)
12.	Supplemental Charges By CPPA-G (Annexure-G1.2)
13.	PHPL Markup By CPPA-G (Annexure-G1.3)
14.	CPI Report of Dec 2022 (Annexure-H1)
15.	Actual Expenses for FY 2021-22 along with Draft F.S. FY 2021-22 (Annexure-I1)

Indexation / Adjustment for FY 2023-24 under MYT 2020-21 to 2024-25

Description	FY 2023-24 Projected Rs. Millions		
	Supply Business	Distribution Business	FY 2023-24 Total
Pay & Allowances	226.53	906.11	1132.64
Post-Retirement Benefits	105.35	421.39	526.73
New Hiring	48.98	195.91	244.88
MIRAD Expenses	18.09	72.37	90.46
Repair & Maintenance	4.69	133.10	137.79
Travelling Allowance	8.13	32.52	40.65
Vehicle Maintenance	11.43	45.72	57.15
Other Expenses	28.57	114.27	142.84
Total O & M Costs	451.77	1921.38	2373.14
Depreciation	11.33	575.59	586.92
RORB	0.00	3246.16	3246.16
Other Income	0.00	-778.84	-778.84
Wheeling Charges	665.98	0.00	665.98
PYA	9786.01	3787.36	13573.37
Revenue Requirement	10463.32	6830.28	17293.59

Pay & Allowances:

Pay and Allowances, including employee's salaries and benefits, which are a major component of the O&M expenses of TESCO. TESCO comes under the umbrella of Ministry of Energy and has currently adopted the pay structure of BPS for its regular employees. Further any increase in salaries announced by the Federal Government is adopted by TESCO.

Federal Government vide O.M. has 2022-283 dated 1st July, 2022 has revised the pay scales of employees along with additional ad hoc relief allowance of 15% (Annexure-A1). Further 5% financial impact of annual increment, as already allowed by NEPRA, has to be considered for indexation/adjustment of pay and allowances for the FY 2023-24. The total cost under the head Pay & Allowances of the Supply business requested is Rs. 226.53 million for FY 2023-24, while for the Distribution business is Rs. 906.11 million for FY 2023-24, with total financial impact for Pay & Allowances of Rs. 1132.64 million is requested for FY 2023-24 as indexation/adjustment.

Post-Retirement Benefits:

The post-retirement benefits of TESCO's employees is paid at the same rate as announced by Federal Government. Further the post-retirement benefits also increase with the retirement of new employees.

Federal Government vide O.M. 2022-486 dated 1st July, 2022 (Annexure-A2) has announced an increase of 15% in the pension of pensioners. The total cost under the head Post-Retirement Benefits for Supply business requested is Rs. 105.35 million for FY 2023-24 and Rs. 421.39 million is requested for Distribution business for FY 2023-24, with total financial impact of Post-Retirement Benefits of Rs. 526.73 million is requested for FY 2023-24 as indexation/adjustment.

New Hiring:

In FY 2021-22 TESCO has hired Dy. Director Internal Audit and Dy. Director Legal as per the direction of the Board (Annexure-B1) of Directors of TESCO to streamline the internal audit issues and to address the increasing legal matters of TESCO on different issues. TESCO has severe shortage of assistant directors and many posts of assistant directors remained vacant. In order to achieve the smooth operations of TESCO both Suppliers and Distribution business, the ministry of energy power division has allowed the Board of Directors of TESCO for new recruitment both for officers and officials, as per the approved yard stick. Accordingly, the recruitment process through proper procedures has been started during FY 2021-22 that was partially completed and 14 officers have been hired (2 in FY 2021-22 and 12 in FY 2022-23) by TESCO. Further for FY 2023-24, 21 officers and 505 officials will be hired to fill the vacant posts of TESCO.

The financial impact of hiring made in FY 2021-22 and FY 2022-23 has been made part of PYA. The Salary structure of these officers will be lump sum based and independent of BPS pay scales. The total financial impact in PYA is for FY 2021-22 Rs. 0.21 million for Supply business and 0.82 million for Distribution business, while for FY 2022-23 the financial impact in PYA is Rs. 1.45 million of Supply business and Rs. 5.79 million for Distribution business. The total impact on PYA is Rs. 8.26 million.

While for the future hiring the total costs for New Hiring requested is Rs. 48.98 million for Supply business for FY 2023-24 and Rs. 195.91 million for Distribution business is requested for FY 2023-24. Total costs for new hiring of Rs. 244.88 million is requested for FY 2023-24 as indexation/adjustment. (Annexure-B2.1) (Annexure-B2.2)

MIRAD Expenses:

NEPRA has approved detailed design and implementation plan of the Competitive Trading Bilateral Contract Market (CTBCM) on November 12, 2020, to make a competitive wholesale electricity market functional in near future. Pursuant thereto, TESCO have created a Market Implementation & Regulatory Affairs Department (MIRAD) which became operational from September 2021.

Regarding recruitment for MIRAD, the Authority has decided to allow hiring for MIRAD in principal and direction has been made to recruit the adequate staff, equipment, and vehicles for the MIRAD

department of TESCO. TESCO D.G. MIRAD was hired in September 2021 for proper operationalization along with adequate staff in MIRAD department.

The financial impact of hiring made in FY 2021-22 and FY 2022-23 has been made part of PYA. The Salary structure of the officers hired from the market is lump sum based and independent of BPS pay scales. The officers internally transferred from different departments of TESCO are also charged (Salary and Benefits) under MIRAD department and accordingly their salaries along with benefits are made part of MIRAD expenses. The MIRAD expenses includes the salary of the staff, purchase of equipment, purchase of furniture and fixtures, rents and utility bills, POL, software and vehicles. The total financial impact in PYA is for FY 2021-22 and FY 2022-23 Rs. 10.99 million for Supply business and 43.96 million for Distribution business with total financial impact of Rs. 54.95 million is requested as PYA.

Currently 7 officers and 2 assistant directors on acting charge base, along with supporting staff is working under TESCO MIRAD. In FY 2023-24 3, Managers and 2 Dy. Directors will also be hired in TESCO MIRAD. Since MIRAD has a dedicated office and in order to better rationalize the costs of MIRAD, separate costs for MIRAD are requested for FY 2023-24. These costs included pay & allowances, vehicle & maintenance, TA, Furniture and Fixtures, Office Rent, IT equipment, 40% MIRAD Allowance, POL, utility bills, two new Vehicles and software's as per requirements of CTBCM. These costs of MIRAD department have been bifurcated between supply and distribution business. Total costs for MIRAD expenses for the Supply business requested is Rs. 18.09 million for FY 2023-24 and Rs 72.37 million for Distribution business for FY 2023-24. Total MIRAD costs of Rs. 90.46 million is requested t for FY 2023-24 as indexation/adjustment (Annexure-C1).

Repair & Maintenance:

For Repair & Maintenance expenses, TESCO has increment in its costs due to its old and over loaded system. To ensure un-interrupted power supply to its consumers, the maintenance work is increased exponentially. Moreover, cost of material is also increased due to inflationary pressure and due to volatile economic conditions and financial instability. This made pressure on the cash flows of TESCO and the cost run off has occurred.

There are other factors like repair & maintenance of high voltage transmission lines damaged due to floods, increase in 11kV feeders, added in the excess costs in repair and maintenance.

The total financial impact in PYA is for FY 2020-21 and FY 2021-22 is Rs. 6.84 million for Supply business and 90.76 million for Distribution business with total financial impact of Rs. 97.60 million is requested as PYA.

Rs. 4.69 million is requested under head of Repair & Maintenance for Supplier business for FY 2023-24, while Rs. 133.10 million is requested for Distribution business for FY 2023-24. A total of Rs. 137.79 million is requested for Repair and Maintenance expenses for the FY 2023-24 as indexation/adjustment.

Travelling Allowance:

Due to the system aging and excessive increase in the major overhauling of the system, excessive manpower is used for staying at far flung areas. Moreover, to train the existing manpower of TESCO, excessive training programs and courses were conducted which impacts in the excessive traveling and staying outstation of manpower. This have major impact in the TA bills, which is requested to be allowed. The impact While determining the Travelling Allowance costs the CPI General of Dec 2022 24.5% has been used reduced by X-Factor of 30% resulting in 17.15% net inflation for Travelling Allowance. Total cost under head Travelling Allowance Rs. 8.13 million is request for Supplier business for FY 2023-24, while Rs. 32.52 million is requested for Distribution business for FY 2023-24. A total of Rs. 40.65 million under head Travelling Allowance is requested for FY 2023-24 as indexation/adjustment.

Vehicle Maintenance:

It is important to mention that TESCO operations area is spread over 27,219 Squared KM and has to maintain a fleet of vehicles in operations. Further there has been substantially increase in the POL costs due to which the CPI for fuel for Dec 2022 49.45% has been considered. Total costs under head Vehicle Maintenance of Rs. 11.43 million is requested for Supply business for FY 2023-24, while Rs. 45.72 million is requested for the Distribution business for FY 2023-24. A total Rs. 57.15 million is requested for vehicle maintenance and POL for FY 2023-24 as indexation/adjustment.

Other Expenses

The other expenses of TESCO are all those costs, which has not been covered under any other head as discussed above. The major components of other costs are Injuries and Damages, Consultancy Fees, ERP Charges, Safety Consultant Fees, Legal Fees, Board of Directors Fees, Rent, Advertising Fees, Telephone, Computer services, Power Light and Water and others. While determining the other expenses costs the CPI General of Dec 2022 24.5% has been used reduced by X-Factor of 30% resulting in 17.15% net inflation for other expenses costs. Total costs under the head of other expenses of Rs. 28.57 million is requested for Supplier business for FY 2023-24, while Rs. 114.27 million is requested for Distribution business for FY 2023-24. A total of Rs. 142.84 million has been requested in other expenses for FY 2023-24 as indexation/adjustments.

Depreciation:

The depreciation has been calculated according to the criteria prescribe by NEPRA. Rs. 11.33 million is requested for Supply business for FY 2023-24, while Rs. 575.59 million is requested for Distribution business for FY 2023-24. A total of Rs. 587 million under head of depreciation is requested for FY 2023-24 as indexation/adjustment (Annexure-D1).

Other Income

Other income comprises of Rental and Service Income, Profit on deposits, Amortization of deferred credits, Miscellaneous income which is tabulated as below. A total of Rs. 778.777 million is requested for the Distribution business of FY 2023-24 as indexation/adjustment.

Description	FY 2023-24 Projected In Rs. Million
Rental and service income	63.190
Profit on deposits	168.237
Amortization of deferred credit	352.704
Miscellaneous income	194.645
Total Other Income	778.777

RORB

NEPRA while determination of TESCO's Distribution tariff has not allowed RORB to TESCO. As a historical fact TESCO is receiving grants from federal/provincial government. Still TESCO has some strategic projects, which requires to be covered through own resources. These projects include upgradation of 66kV grid stations meeting the N-1 contingency criteria of important TESCO grids, bifurcation, trifurcation of 11 kV circuits, replacement of overloaded transformers. Segregation of TESCO system from PESCO system as directed by NEPRA and decreasing cost of doing business, reduction in losses in the system. These projects are also necessary to cope with the upcoming industrial demand based on TESCO PMS study. The government funded projects are not necessarily meant for reduction in losses or to achieve the benchmark of NEPRA rather these are socio-political projects. In order to achieve all the NEPRA benchmarks and to upgrade the aging and overloaded system of TESCO, it is submitted to the Authority that TESCO may please be allowed Rs. 1021.39 million for FY 2020-21 and Rs. 1528.86 million for FY 2021-22 as PYA, which were previously deferred by the Authority.

Further TESCO is going to initiate projects in FY 2023-24 in the light of TSEP and investment plan already approved by NEPRA in MYT. It is therefore requested to allow RORB of Rs. 3246.16 for FY 2023-24. (Annexure-E1)

While working out the RORB, the RAB assets bases has been readjusted to the projected amount of FY 2023-24. At the same time 3 months KIBOR of Dec 30th 2022 (Annexure-E1.1) has been considered i.e. 17% and 2% spread as allowed by NEPRA has been added.

Wheeling Charges:

The Honorable Authority in its Tariff determination of Supply Tariff for FY 2019-20 of TESCO dated 14-12-2020 determination approved the wheeling charges (Use of System Charges) which is rewritten here as:

23. Wheeling Charges

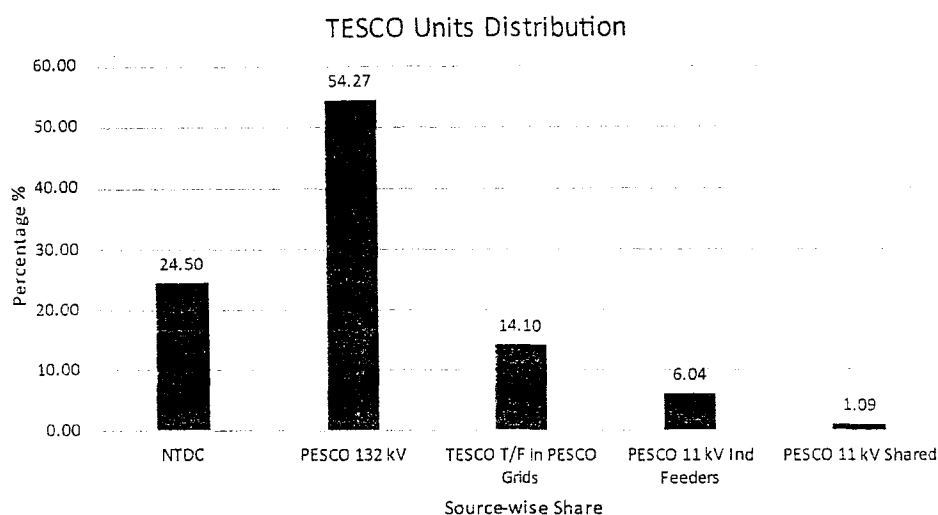
23.1. The Petitioner in its instant petition has requested an amount of Rs.2,550 million on account of wheeling charges. However, no further working/ supportive evidence and justification has been provided by the Petitioner.

23.2. The Petitioner is using both 11kV and 132 kV transmission lines of PESCO, consequently the Wheeling charges payable to PESCO are calculated according to the use of system charges given in the tariff determination of PESCO for the FY 2019-20.

Description	For 132 kV Only	For 11 kV only	For Both 132 kV & 11 kV
Asset Allocation	25 %	44%	69%
Level of Losses	3.00 %	14.31 %	16.88 %
UoSC Rs. /kWh	0.32	0.71	1.09

However, PESCO is rising wheeling charges based on straightaway Rs 1.09/kWh at all units received by TESCO. TESCO is receiving power from NTDC, WAPDA at 132 kV only and PESCO 132 kV & 11 kV feeders. The Units received by TESCO distribution here is,

Units Received Distribution



Based on the above %, the Units received and subsequent rate raised by PESCO & actual calculated by TESCO are hereby given

Wheeling Charges By PESCO FY 2020-21

Source	Percentage Share %	Total Units (kWh)	PESCO Claim of UoSC (PKR)	Actual UoSC (PKR)
NTDC-WAPDA	23.46%	522,429,781	3,032,768,914	-
PESCO 132 kV	53.06%	1,181,911,527		378,211,688
PESCO Ind Feeders	20.59%	458,646,015		146,766,725
PESCO 11 kV Shared	2.89%	64,324,144		70,113,317
Total	100.00%	2,227,311,467	3,032,768,914	595,091,730

Wheeling Charges for FY 2021-22				
Source	Percentage Share %	Total Units (kWh)	PESCO Claim of UoSC (PKR)	Actual UoSC (PKR)
NTDC-WAPDA	24.5%	558,984,890.00	609,293,530.00	-
PESCO 132 kV	54.27%	1,238,546,170.00	1,350,015,326.00	396,334,775.00
PESCO Ind Feeders	20.14%	459,692,931.00	501,065,294.00	147,101,738.00
PESCO 11 kV Shared	1.09%	24,776,008.00	27,005,849.00	27,005,849.00
Total	100%	2,281,999,999.00	2,487,379,999.00	570,442,362.00

Based on the above discussion, NEPRA is requested to allow under the head of wheeling charges as Rs 595.09 million for FY 2020-21 and Rs. 570.442 million for FY 2021-22 as part of PYA.

For FY 2023-24 Rs. 665.981 million is requested to be allowed for FY 2023-24 as part of indexation/adjustment.

PYA

The components of PYA has already been discussed in the preceding paragraphs. Further CPPA-G charges supplemental charges to TESCO (Annexure-G1.2), Input Tax Charges to TESCO (Annexure-G1.1), and PHPL Markup to TESCO (Annexure-G1.3). As Sales Tax on electricity supplied within EX-FATA has been declared as exempt by federal government, TESCO cannot claim input tax adjustment on the electricity sold, resulting in loss to TESCO.

As above ongoing discussion, some components which are not discussed in the preceding sections, are also included in the PYA. Total PYA of Supply business for FY 2020-21 Rs. 3529.96 is requested and for FY 2021-22 Rs. 6256.06 million is requested. For the Distribution business, total PYA for FY 2020-21 Rs.1541.62 million is requested and Rs. 2257.54 million for FY 2021-22 is requested (Annexure-~~6~~1).

Total PYA in Rs. Mln			
Description	FY 2020-21	FY 2021-22	Total
RORB	1528.86	2128.97	3657.83
Wheeling Charges Booked	584.00	572.00	1156.00
Supplemental Charges 2020-21	1122.89	1901.25	3024.14
Financial Impact New Hiring	0.00	8.26	8.26
MIRAD Expenses	0.00	54.95	54.95
Input Tax charges by CPPA-G	2266.52	4169.51	6436.02
PHPL Mark Up By CPPA-G	68.01	128.16	196.18
Increase in Repair and Maintenance	6.40	79.40	85.80
PYA Already Allowed	-528.00	-528.00	-1056.00
Total PYA	5048.67	8514.51	13563.18

Pay & Allowances (Annexure A-1)



GOVERNMENT OF PAKISTAN
FINANCE DIVISION
(Regulations Wing)

F.No.1(2)Imp/2022-283

Islamabad, the 1st July, 2022

OFFICE MEMORANDUM

Subject: REVISION OF BASIC PAY SCALES & ALLOWANCES OF CIVIL SERVANTS OF THE FEDERAL GOVERNMENT (2022)

The President has been pleased to sanction the revision of Basic Pay Scales & Allowances with effect from 1st July, 2022 for the civil employees of the Federal Government, paid out of civil estimates and from the Defence estimates as detailed in the following paragraphs:

Part-I (Pay)

2. Revision of Basic Pay Scales:

The Basic Pay Scales-2022 shall replace the Basic Pay Scales-2017 with effect from 01-07-2022 as contained in the **Annexure-I** to this Office Memorandum.

3. Fixation of Pay of the existing employees:

- i) The basic pay of an employee in service on 30-06-2022 shall be fixed in the Basic Pay Scales-2022 on point to point basis i.e. at the stage corresponding to that occupied by him/her above the minimum of Basic Pay Scales-2017;
- ii) In case of Personal Pay being drawn by an employee as part of his/her basic pay beyond the maximum of his/her pay scale on 30-06-2022, he/she shall continue to draw such pay in the Basic Pay Scales-2022 at the revised rates.

4. Fixation of Pay on promotion:

In cases of promotion from a lower to higher posts/scale before introduction of these scales, the pay of the employees concerned in the revised pay scale may be fixed and so enhanced that it would not be less than the pay that would have been admissible to him if his promotion to the higher post/scale had taken place after the introduction of these scales.

5. Annual increment:

Annual increment shall continue to be admissible, subject to the existing conditions, on 1st December each year.

(Cont'd.....P/2)

Part-II (Allowances)

6. Ad-hoc Allowances:

Upon introduction of BPS-2022 the following Ad-hoc Relief Allowances granted w.e.f. 01-07-2016, 01-07-2017, 01-07-2018, 01-07-2019 and 01-07-2021 shall cease to exist with effect from 01-07-2022:

S. No.	Name of Ad-hoc Relief Allowance	Office Memorandum and Date	Admissible Rates
i	Ad-hoc Relief Allowance-2016 (01-07-2016)	Para-8 of F.1(2)Imp/2016-333, dated 01-07-2016.	10% of the basic pay on BPS-2016.
ii	Ad-hoc Relief Allowance-2017 (01-07-2017)	Para-8 of F.1(3)Imp/2017-500, dated 03-07-2017.	10% of the basic pay on BPS-2017.
iii	Ad-hoc Relief Allowance-2018 (01-07-2018)	F.1(2)Imp/2018-370, dated 02-07-2018.	10% of the basic pay on BPS-2017.
iv	Ad-hoc Relief Allowance-2019 (01-07-2019)	F.1(2)Imp/2019-700, dated 05-07-2019.	10% of the basic pay on BPS-2017 (BPS. 1-16) and 5% of the basic pay on BPS-2017 (BPS. 17-20).
v	Ad-hoc Relief Allowance-2021 (01-07-2021)	F.1(1)Imp/2021-216, dated 08-07-2021.	10% of the basic pay on BPS-2017.

7. Ad-hoc Relief Allowance-2022:

- An Ad-hoc Relief Allowance-2022 @ 15% of the running basic pay of BPS-2017 shall be allowed to the civil employees of the Federal Government as well as civilians paid out of Defence estimates including contingent paid staff and contract employees employed against civil posts in Basic Pay Scales on standard terms and conditions of contract appointment with effect from 01-07-2022 and shall stand frozen at the same level till further orders;
- All the new entrants shall be allowed Ad-hoc Relief Allowance-2022 @ 15% of the Minimum of the relevant basic pay of BPS-2017 on notional basis with effect from 01-07-2022 till further orders and shall stand frozen at the same level;
- The Ad-hoc Relief Allowance will be subject to Income Tax;
- The Ad-hoc Relief Allowance will be admissible during leave and entire period of L.P.R. except during extra ordinary leave;
- The Ad-hoc Relief Allowance will not be treated as part of emoluments for the purpose of calculation of Pension/Gratuity and recovery of House Rent;
- The Ad-hoc Relief Allowance will not be admissible to the employees during the tenure of their posting/deputation abroad;
- The Ad-hoc Relief Allowance will be admissible to the employees on their repatriation from posting/deputation abroad at the rate and amount which would have been admissible to them, had they not been posted abroad;

(Cont'd.....P/3)

- h) The Ad-hoc Relief Allowance will be admissible during the period of suspension;
- i) The term "Basic Pay" will also include the amount of Personal Pay granted on account of annual increment(s) beyond the maximum of the existing pay scales.

8. Special Pay and Allowances:

All the Special Pays, Special Allowances or the Allowances admissible as percentage of pay (excluding those which are capped by fixing maximum limit) including House Rent Allowance and the Allowance/Special Allowance equal to one month basic pay, granted to Federal Government employees irrespective of his/her posting in Ministry/Division/Department/Office etc. including civil employees in BPS 1-22 of Judiciary shall stand frozen at the level of its admissibility as on 30-06-2022.


9. Option:

- (1) The Ministry/Division/Department/Office to which an employee belongs and/or on whose pay roll he/she is borne shall obtain an option in writing from such employees within 30 days commencing from the date of issue of this Office Memorandum and communicate it to the concerned Accounts Office/DDO, as the case may be, either to continue to draw salary in the Scheme of Basic Pay Scales-2017 or in the Scheme of Basic Pay Scales-2022 as specified in this Office Memorandum. Option once exercised shall be considered final;
- (2) An existing employee, as aforesaid, who does not exercise and communicate his/her option within the specified time limit, shall be deemed to have opted for the Scheme of Basic Pay Scales-2022.

10. All the existing rules/orders on the subject shall be considered to have been modified to the extent indicated above. All the existing rules/orders, not so modified, shall continue to be in force under this scheme.

11. Anomalies:

An Anomaly Committee shall be set up in the Finance Division (Regulations Wing) to resolve the anomalies, if any, arising out in the implementation of the Basic Pay Scales-2022.


(Faisal Nadeem)
Section Officer (Imp)

ALL MINISTRIES/DIVISIONS/DEPARTMENTS

Web Administrator, Finance Division, Islamabad (for uploading at Finance Division's website i.e. www.finance.gov.pk)

BASIC PAY SCALES OF THE CIVIL SERVANTS							
Basic Pay scales-2017				Stages	Basic Pay scales-2022		
BPS	MIN	INCR	MAX		MIN	INCR	MAX
1	9,130	290	17,830	30	13,550	430	26,450
2	9,310	330	19,210	30	13,820	490	28,520
3	9,610	390	21,310	30	14,260	580	31,660
4	9,900	440	23,100	30	14,690	660	34,490
5	10,260	500	25,260	30	15,230	750	37,730
6	10,620	560	27,420	30	15,760	840	40,960
7	10,990	610	29,290	30	16,310	910	43,610
8	11,380	670	31,480	30	16,890	1,000	46,890
9	11,770	730	33,670	30	17,470	1,090	50,170
10	12,160	800	36,160	30	18,050	1,190	53,750
11	12,570	880	38,970	30	18,650	1,310	57,950
12	13,320	960	42,120	30	19,770	1,430	62,670
13	14,260	1,050	45,760	30	21,160	1,560	67,960
14	15,180	1,170	50,280	30	22,530	1,740	74,730
15	16,120	1,330	56,020	30	23,920	1,980	83,320
16	18,910	1,520	64,510	30	28,070	2,260	95,870
17	30,370	2,300	76,370	20	45,070	3,420	113,470
18	38,350	2,870	95,750	20	56,880	4,260	142,080
19	59,210	3,050	120,210	20	87,840	4,530	178,440
20	69,090	4,510	132,230	14	102,470	6,690	196,130
21	76,720	5,000	146,720	14	113,790	7,420	217,670
22	82,380	5,870	164,560	14	122,190	8,710	244,130

Post-Retirement Benefits (Annexure A-2)

Government of Pakistan
Finance Division
(Regulations Wing)
><><><

NO. F. 4(1)-Reg.6/2022-486

Islamabad, the 1st July, 2022

OFFICE MEMORANDUM

Subject: - GRANT OF INCREASE IN PENSION TO PENSIONERS OF THE FEDERAL GOVERNMENT.

The undersigned is directed to state that the Federal Government has been pleased to enhance the existing rate of increase in pension (i.e. 10% granted w.e.f 01.04.2022 vide O.M. of even number dated 14th & 30th April, 2022) to 15% w.e.f. 01.07.2022 to all pensioners of the Federal Government including Civilians paid from Defence Estimates as well as retired Armed Forces' personnel and Civil Armed Forces' personnel, until further orders. This increase in pension @ 15% will also be admissible to those pensioners who will retire on or after 01.07.2022.

2. The previous five (05) increases in pension will cease to exist for the pensioners who will retire on or after 1st July, 2022 i.e. (@ 10% of 2016, @ 10% of 2017, @ 10% of 2018, @ 10% of 2019 and @ 10% of 2021).

3. Other conditions (vide paras 2-6 of O.M. of even number dated 14.04.2022) will remain the same.


(Muhammad Anwar Javaid)
Section Officer (Reg.6)

ALL MINISTRIES/DIVISIONS:

Copy to:

1. President's Secretariat (Public), Islamabad.
2. President's Secretariat (Personal), Islamabad.
3. Prime Minister's Office (Internal), Islamabad.
4. Prime Minister's Office (Public), Islamabad.
5. National Assembly Secretariat, Islamabad.
6. Senate Secretariat, Islamabad.
7. Election Commission of Pakistan, Islamabad.
8. Supreme Court of Pakistan, Islamabad.
9. Federal Shariat Court, Islamabad.
10. AGPR, Islamabad/Lahore/Peshawar/Karachi/Quetta/AJK & Gilgit-Baltistan.
11. Pakistan Mint, Lahore.
12. Auditor General of Pakistan, Islamabad.
13. Federal Public Service Commission, F-5/1, Agha Khan Road, Islamabad.
14. Capital Development Authority, Islamabad.
15. Cost Accounts Organization, Islamabad.
16. Military Accountant General, Rawalpindi.
17. Central Directorate of National Savings, Islamabad.
18. Chief Accounts Officer, M/O Foreign Affairs, Islamabad.
19. Chief Accounts Officer, Pakistan Railways, Lahore.
20. All Joint Secretaries(Exp)/Deputy Secretaries(Exp), Finance Division, attached to Ministries/Divisions etc.
21. Secretariat Training Institute, Islamabad.
22. Federal Tax Ombudsman's Secretariat, Islamabad.
23. DG, Pakistan Post Office Deptt. (PPOD), Islamabad.
24. Office of the Chief Commissioner, Islamabad.
25. Secretary, Wafaqi Mohtasib (Ombudsman)'s Secretariat, G-5/2, Islamabad.
26. Pakistan Atomic Energy Commission, Islamabad.
27. All Chief Secretaries/Finance Secretaries of the Government of Punjab/ Sindh/ Khyber Pakhtun Khwa/Baluchistan/Azad Government of Jammu & Kashmir & Gilgit-Baltistan.
28. Directorate General of Inspection & Training, Customs & Central Excise, 8th Floor, New Custom House, Karachi.
29. Earthquake Re-construction and Rehabilitation Authority (ERRA), Islamabad.
30. Chairman, National Accountability Bureau, Islamabad.
31. Directorate General, Intelligence Bureau, Islamabad.
32. Member (Finance), KRL, P.O Box #1384, Islamabad.
33. Controller General of Accounts, Sector G-5/2, Islamabad.
34. Governor, State Bank of Pakistan, Karachi.
35. President, National Bank of Pakistan, Karachi.
36. PP&A Dte, GHQ and Joint Staff, Headquarter, Rawalpindi.
37. Web Administrator, Finance Division, Islamabad (for uploading at Finance Division's Website i.e. (www.finance.gov.pk)).


(Muhammad Anwar Javaid)
Section Officer (R.6)

Board Resolutions / Directions for New Hiring (Annexure-B1)

TRIBAL AREAS ELECTRICITY SUPPLY COMPANY PESHAWAR

T
E
S
C
O

Tel# 091-9213448
Fax# 091-9212950
Email:- sec.tesco@gmail.com



Office of the
Company Secretary
427-TESCO H/Q WAPDA House
Peshawar

No. 104-05 /Sec/BoD/

Dated 02 / 07 /2021

Director General (HR/Admn)
TESCO HQ, WAPDA House
Peshawar

Subject: - **DECISIONS OF 27TH MEETING OF BOARD OF DIRECTORS**

Dear Sir,

27th meeting of TESCO Board of Directors was held on 23/06/2021 in which Agenda # 2 and Agenda # 4 are related with Human Resource Directorate. Below are the resolutions, hereby circulated for information and necessary compliance.

AGENDA ITEM # 2

HIRING OF ESSENTIALLY REQUIRED CRITICAL POSITIONS

Resolution: 27/BOD-R-02 Board of Directors resolved to approve the 2 positions to be hired for Market Implementation and Regulatory Affairs Department (MIRAD) and DG (HR) was directed to advertise these two positions in four daily newspapers on dated 27/06/2021 (Sunday). Detail of positions is as under;

Sr. No.	Nomenclature of the post	Equivalent to BPS	No. of Posts
1	Dy. Manager Legal / Contracts	18	1
2	Dy. Manager Contract Management/Regulatory Affairs	18	1

Resolution: 27/BOD-R-03 Board of Directors resolved to approve the sanction/recruitment in other sections to meet critical requirement which is given in tabular form.

Sr. No.	Nomenclature of the post	Equivalent to BPS	No. of Posts	Approved by BoD
1	Dy. Manager (Legal)	18	1	Sanction/Recruitment
1	Jr. Engineer/ SDO Civil	17	1	Sanction/Recruitment
2	Jr. Engineer/ AD Safety	17	2	Sanction/Recruitment

3	Jr. Engineer/ SDO TLC	17	1	Sanction/Recruitment
4	AD Finance/ Tariff	17	1	Sanction/Recruitment
5	Jr. Engineer/ SDO Marble City Sub Division	17	1	Recruitment
6	AD (Admin)	17	1	Recruitment
8	Legal Assistant	15	1	Sanction/Recruitment
Total			9	

Resolution: 27/BOD-R-04 Board of Directors resolved to approve the recruitment in audit section, given as under;

Sr. No.	Nomenclature of the post	Equivalent to BPS	No. of posts approved by Board of Directors.
3.	Asstt. Audit Officer	16	02
5.	Stock Verifier	16	01
6.	Audit Assistants	15	02
7.	Junior Clerk Audit	09	01
Total			06

Resolution: 27/BOD-R-05 Board of Directors resolved that HR & Nomination Committee with DG (HR) being its secretary will be the selection committee for posts of equivalent to BPS 18 & above but other than MIRAD. The committee hereby fully authorized to conduct interviews and select an appropriate candidate on appropriate terms & conditions determined by such committee. All recruitments shall be on contract basis with an initial contract of 2 years extendable to satisfactory performance. The remuneration payable shall be on lump sum basis and shall be covered under the terms & conditions of the contract. All officers who will be recruited will be contract employees and not regular employees hence, will not be entitled to perks and privileges admissible to regular contract employees of the company. DG (HR) was directed to advertise the position of Dy. Manager (legal) in at least four daily newspapers on dated 04/07/2021 (Sunday).

Resolution: 27/BOD-R-06 Board of Directors further resolved to constitute Selection Committee for the posts equivalent to BPS 17, after passing of written test by candidates, conducted through National Testing Service (NTS).

- Chief Executive TESCO Convener
- DG (HR/Admn) Member
- Chief Engineer PMU/Dev Member
- Director (GSO) Member
- Director (HR/Admn) Secretary

Resolution: 27/BOD-R-07 Board of Directors also resolved to approve the selection committee for posts equivalent to BPS 9 till 16, after passing of written test by candidates conducted through NTS.

- | | |
|----------------------------|-----------|
| • Chief Executive Officer | Convener |
| • Chief Engineer (Dev)/PMU | Member |
| • Director (HR/Admn) | Member |
| • Director (P&E) | Member |
| • AD (HR/Admn) | Secretary |

Resolution: 27/BOD-R-08 Board of Directors approved the following committee to oversee/ Monitor the recruitment process to ensure merit and transparency.

- Director (S&I)
- Dy. Director (Internal Audit)
- Dy. Director (MIS)

Resolution: 27/BOD-R-9 Board of Directors also approved the following committee for initial Scrutiny and short listing.

- | | |
|----------------|----------|
| • DG HR/Admin | Convener |
| • Director S&I | Member |
| • Director MIS | Member |


Resolution: 27/BOD-R-10 Board of Directors directed the Company Secretary and Secretaries of the BoD Committees that minutes of Board and Committee meeting must be shared with the chairman for approval within 24 hours.

Agenda Item # 4

CONSTITUTION OF SELECTION COMMITTEE FOR INTERNAL RELOCATION & EXTERNAL HIRING OF STAFF FOR MIRAD

Resolution: 27/BOD-R-13 Board of Directors resolved to approve the constitution of Selection Committee for hiring and internal relocation of staff in MIRAD as under,

- | | |
|---|-----------|
| • Policy, Strategy and Market Reforms (PSM) | Committee |
| • One Nomination from Academia | Member |
| • One Nomination from CPPA-G | Member |


Company Secretary
TESCO WAPDA House,
Peshawar

Copy to:-

Dy. Director (Internal Audit) for information please.

TRIBAL AREAS ELECTRICITY SUPPLY COMPANY PESHAWAR

Tel# 091-9213448

Fax# 091-9212950

Email:-sec.tesco@gmail.com



Office of the
Company Secretary
427-TESCO H/Q WAPDA House
Peshawar

No. 495-96 /Sec/BoD/


Dated 04 / 10 /2021

Director General (HR & Admn)
TESCO H/Q Peshawar

Subject: - DECISION OF 33rd MEETING OF BOARD OF DIRECTORS TESCO




Dear Sir,

33rd meeting of Board of Directors TESCO was held on 23/09/2021 in which vide Resolution: 33/BOD-R-16, the Board of Directors resolved to sanction one post of Assistant Director IT/Web and allowed the management to carry out the recruitment on two vacant positions of Assistant Directors.


Company Secretary
TESCO WAPDA House
Peshawar

Copy to,

1- PA to CEO TESCO H/Q WAPDA House Peshawar for information please.


5/10

6/10

6/10
ASLAI
6/10

TRIBAL AREA ELECTRICITY SUPPLY COMPANY PESHAWAR

Tel# 091-9211448

Fax# 091-9212998

Email: sec.tesco@gmail.com



Office of the
Company Secretary
Room # 427-TESCO H/Q
WAPDA House
Peshawar

No. 587 /Sec/BoD/

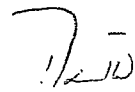
Dated 18 / 11 /2021

Director General (HR & Admn)
TESCO H/Q WAPDA House,
Peshawar

Subject: - DECISION OF 35TH MEETING OF BOARD OF DIRECTORS TESCO

Dear Sir,

35th meeting of Board of Directors TESCO was held on 11/11/2021 wherein vide Resolution: 35/BOD-R-09, the Board of Directors resolved that approval is hereby accorded for creation of the post of Chief Internal Auditor TESCO. The Board further resolved to approve the hiring of CIA and Dy. Director (Internal Audit) DG (HR) was directed to prepare a consolidated advertisement of all key positions to be hired under different cadre duly approved by the Board.


Company Secretary
TESCO WAPDA House
Peshawar

Copy to,

- 1- Dy. Director (Internal Audit) TESCO H/Q Peshawar for information please.
- 2- PA to CEO TESCO H/Q WAPDA House Peshawar for information please.

Asst for qualification

19/11

Dy. Dir

23/11

AD HR

TRIBAL AREAS ELECTRICITY SUPPLY COMPANY PESHAWAR

Tel# 091-9213448
Fax# 091-9212950
Email:-sec.tesco@gmail.com



Office of the
Company Secretary
Room # 427-TESCO H/Q
WAPDA House
Peshawar

No. 757-58 /Sec/BoD/

Dated 10 / 01 / 2022

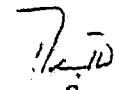
Director General (HR & Admn)
TESCO WAPDA House,
Peshawar

Subject: - **DECISION OF 37TH MEETING OF BOARD OF DIRECTORS TESCO**

Dear Sir,

37th meeting of Board of Directors TESCO was held on 29/12/2021 wherein vide Resolution: 37/BOD-R-10, the Board of Directors unanimously resolved to approve the recruitment on following positions;

Sr. No.	Nomenclature	BPS	The positions approved by the Board for recruitment
1	Junior Engineer	17	12
2	SDO Civil	17	01
3	Commercial Assistant	15	20
4	Accounts Asstt.	15	12
5	LS-I	15	15
6	SSO-II	14	8
7	LS-II	14	15
8	Sub Engineer Civil	14	01
9	JSK	14	01
10	ADM	12	08
11	Data Coder	12	02
12	Junior Clerk	09	21
13	Driver	08	77
14	ASSA	07	42
15	Tracer	07	05
16	Security Guard	06	38
17	Naib Qasid	01	10
18	Sanitary Work	01	23
Total			311


Company Secretary
TESCO WAPDA House
Peshawar

Copy to,
1- PA to CEO TESCO for information please.

Tel# 091-9213448
Fax# 091-9212950
Email:-sec.tesco@gmail.com
secretary@tesco.gov.pk



Office of the
Company Secretary
Room 427-TESCO H/Q
WAPDA House Peshawar


No. 2078-79/Sec/BoD/TESCO

Dated. 19/10/2022

Subject: - DECISION OF 44TH MEETING OF TESCO BOARD OF DIRECTORS

The 44th meeting of Board of Directors, TESCO was held on 05/10/2022, wherein, considering the request of Chief Executive Officer, vide **Resolution: 44/BOD-R-20**, the Board of Directors unanimously resolved to approve the recruitment on following positions;

Serial No.	Nomenclature	Basic Pay Scale	Approved posts
1.	Junior Engineer /SDO	17	04
2.	Revenue Officer	17	01
3.	Assistant Director (Finance)	17	02
4.	Assistant Director (Internal Audit)	17	01
5.	Assistant Director (HR/Admn)	17	01 (Admn)
6.	Assistant Manager (Store)	17	01
7.	Assistant Director (IT)	17	01
Total			11


Company Secretary
TESCO, WAPDA House
Peshawar

Distribution;

- 1- The worthy CEO TESCO for information please.
- ✓ 2- DG (HR & Admn) TESCO for information and further necessary action please.

21/10/22
21/10/22
21/10/22

Details of New Hiring

(Annexure-B2.1,
Annexure-B2.2)

Financial Impact of Hiring Already Made by TESCO

S.No.	Nomenclature of the Posts	BPS	No of post	Date of Joining	FY 2021-22 Actual Rs.	FY 2022-23 Projected Rs.	FY 2023-24 Projected Rs.
1	Dy. Director I/A	18	1	Apr-22	311533	1547311	1779408
2	Dy. Director Legal	18	1	Oct-21	715824	2197114	2526681
3	SDO	17	9	Jan-23	0	5425272	6239063
4	Assistant Director (Admn)	17	1	Jan-23	0	602808	693229
5	Assistant Director (MIS /IT)	17	2	Jan-23	0	1205616	1386458
6	Total		14		1027357	10978121	12624839

Proposed New Hiring TESCO For FY 2023-24

S.No.	Nomenclature of the post advertized	BPS	No of post	Monthly Impact Rs. Projected	Annual Impact Rs. Projected
1	Junior Engineer/ SDO	17	13	1,847,703	22,172,436
3	Assistant Dir (Finance/Tariff)	17	3	426,393	5,116,716
9	Asstt. Director (IT)	17	1	142,131	1,705,572
10	Asstt. Director Internal Audit	17	1	142,131	1,705,572
11	Asstt. Director Material Management	17	1	142,131	1,705,572
12	Asstt. Director (Admn)	17	1	142,131	1,705,572
13	Revenue Officer	17	1	142,131	1,705,572
14	Asstt. Audit Officer	16	2	100,372	1,204,464
15	Audit Assistant	15	2	85,908	1,030,896
16	Stock Verifier	15	1	42,954	515,448
17	Legal Assistant	15	1	42,954	515,448
18	Commercial Assistant	15	20	859,080	10,308,960
19	Accounts Assistant	15	12	515,448	6,185,376
20	LS-I	15	15	644,310	7,731,720
21	SSO-II	14	8	325,792	3,909,504
22	LS-II	14	15	610,860	7,330,320
23	Sub Engineer Civil	14	1	40,724	488,688
24	Junior Store Keeper	14	1	40,724	488,688
25	ADM	12	8	308,416	3,700,992
26	Data Coder	12	2	77,104	925,248
27	Junior Clerk	9	21	665,343	7,984,116
28	Junior Clerk Audit	9	1	31,683	380,196
29	Driver	8	77	2,365,517	28,386,204

30	ASSA	7	42	1,250,886	15,010,032
31	Tracer	7	5	148,915	1,786,980
32	Security Guard	6	38	1,098,998	13,187,976
33	ALM	7	200	5,956,600	71,479,200
34	Naib Qasid	1	10	264,580	3,174,960
35	Sanitary Worker	1	23	608,534	7,302,408
Total			529	19,354,715	232,256,580

Note: These do not includes hiring for MIRAD.

MIRAD

Expenses

(Annexure-C1)

MIRAD Expenses			
Description	FY 2021-22 Actual	FY 2022-23 Projections	FY 2023-24 Projections
Salaries and Employee Benefits	8,736,187	18,295,935	21,253,210
Vehicle & Maintanance	341,031	1,019,342	2,038,683
Travelling Allowance	3,053,274	6,106,548	7,653,821
Furniture and Fixtures	960,000	1,124,640	1,317,516
IT Equipment	1,051,323	1,231,625	1,442,849
LED TV/AC's/Cameras	397,905	150,000	175,725
Other Expenses and Rent	115,976	1,275,866	1,494,677
Software Licence	-	10,090,000	10,090,000
New Hiring	-	1,000,000	14,806,224
40 % MIRAD Allowance	-	-	4,410,374
Purchase of Vehicle	-	-	25,780,000
Total Expenses	14,655,696	40,293,955	90,463,079

Depreciation

(Annexure-D1)

Depreciation		
Description	FY 2022-23 Projected Rs. Mln.	FY 2023-24 Projected Rs. Mln.
Depreciation	509.90	586.92

RORB

(Annexure-E1)

RORR				
Description	FY 2020-21 Audited Rs. Mln.	FY 2021-22 Actual Rs. Mln.	FY 2022-23 Projected Rs. Mln.	FY 2023-24 Projected Rs. Mln.
Opening Fixed Assets in Operations	11342.00	14593.00	18542.00	22404.00
Assets Transferred during the year	3251.00	3949.00	3862.00	3379.00
Closing Fixed Assets in Operations	14593.00	18542.00	22404.00	25783.00
Less: Depreciation	4122.00	4534.00	5044.00	5630.00
Net Fixed Assets In Operations	10471.00	14008.00	17360.00	20153.00
Capital WIP (Closing)	7180.00	10732.00	11805.20	12985.72
Total Fixed Assets	17651.00	24740.00	29165.20	33138.72
Less Deferred Credits	6674.00	7033.00	6928.99	6719.23
Total	10977.00	17707.00	22236.21	26419.49
Average Regulator Assets Base	9581.50	14342.00	19971.61	24327.85
Regulatory Asset Base	10.66%	10.66%	10.66%	13.34%
Regulator Return (WACC)	1021.39	1528.86	2128.97	3246.16

KIBOR

Dec 2022

(Annexure-E1.1)



KIBOR

As on 30-Dec-22

Tenor	BID	OFFER
1 - Week	15.78	16.28
2 - Week	15.85	16.35
1 - Month	15.90	16.40
3 - Month	16.75	17.00
6 - Month	16.79	17.04
9 - Month	16.81	17.31
1 - Year	16.84	17.34

Data source: Reuters

Wheeling Charges (Annexure-F)

FY 2020-21

PESCO
FINANCE DIRECTOR

PESHAWAR ELECTRIC SUPPLY COMPANY LTD

147- WAPDA House,
Shami Road, Peshawar.

Ph: 9212025, 9212041-7

Fax: (92) 91-9212024

JV CPC for 9/2020

DEBIT MEMO

No. PESCO-55/TESCO-4

Dated 09/2020

Finance Director TESCO
To WAPDA House Peshawar

Dear Sir,

We have debited your Account for Rs. 716,974,370-

during the month of 09/2020 on account of Wheeling charges
for the month of July-20 to Sept-2020-

Month	R/U	Units sold	Amount
7/2020	1.3607	174092543-	236,887,791.30-
8/2020	1.3607	178246453-	242,539,949-
9/2020	1.3607	174576784	237,546,630-
			716,974,370-

D.A.
JVCPC
4/12/20

1087
Date 21.12.2020

Budget & Account Officer
(IOT) Receivable/Payable
PESCO, WAPDA House, Peshawar

(20)

PESHAWAR ELECTRICITY SUPPLY COMPANY LIMITED




NAME CP&C SECTION O/O FINANCE DIRECTOR PESCO

Month: July to Sep , 2020

Particular	Account Head	Debit (Rs)	Credit (Rs)
PESCO (Receivable from Associated Companies)	150020	716,974,370	
Other Income	420700		716,974,370
	TOTAL	716,974,370	716,974,370

Being the adjustment of Wheeling charges for the month of July 2020 to September 2020

Month	Rate per Unit	Units Sold	Amount
Jul-20	1.3607	174,092,593	236,887,791.30
Aug-20	1.3607	178,246,453	242,539,949
Sep-20	1.3607	174,576,784	237,546,630
	TOTAL		716,974,370

Prepared by	Checked by	Approved by
		
Accounts Assistant CP&C	Accounts Assistant CP&C	Dy. Manager CP&C

PESCO
FINANCE DIRECTOR

CPC IV For 12/2020

PESHAWAR ELECTRIC SUPPLY COMPANY LTD

147- WAPDA House,
Shami Road, Peshawar.

Ph: 9212025, 9212041-7
Fax: (92) 91-9212024

Dated: 07/04/2021

No. 546

DEBIT MEMO

No. PESCO-141/TESCO (8)

Dated 12/2020

To Finance Director TESCO
WAPDA House Peshawar

Dear Sir,

We have debited your Account for Rs. 790,944,179/-

during the month of 12/2020 on account of wheeling charges for
the following months-

	<u>R/unit</u>	<u>U/sold</u>	<u>Amounts</u>
Oct-20	1-3607	194586141-	264773362-06/-
Nov-20	1-3607	189817217-	258284287-17/-
Dec-20	1-3607	196874057-	267886529-36/-
			<u>= 790944179-</u>

P-A
CIV

(Ua)

Budget & Account Officer
(IOT) Receivable/Payable




PESCO, WAPDA House, Peshawar

OFFICE NAME: CP&C SECTION O/O FINANCE DIRECTOR PESCO

Particular	Account Head	Month: Oct to Dec , 2020	
		Debit (Rs)	Credit (Rs)
PESCO (Receivable from associated Companies)	150020	790,944,179	-
Other Income	420700	-	790,944,179
	TOTAL	790,944,179	790,944,179

Being the adjustment of Wheeling charges for the month of October 2020 to December 2020

Month	Rate per Unit	Units Sold	Amount
Oct-20	1.3607	194,586,141	264,773,362.06
Nov-20	1.3607	189,817,217	258,284,287.17
Dec-20	1.3607	196,874,057	267,886,529.36
	TOTAL		790,944,179

Prepared by  Accounts Assistant CP&C	Checked by  Accounts Assistant CP&C	Approved by  Dy. Manager CP&C
---	--	--

PESCO

FINANCE DIRECTOR
JV No (51) of CPC-0

PESHAWAR ELECTRIC SUPPLY COMPANY LTD

147- WAPDA House,
Shami Road, Peshawar.

Ph: 9212025, 9212041-7
Fax: (92) 91-9212024

Regd

No: 692

DEBIT MEMO

Date: 06/07/2021

No. PESCO-217/TESCO
Dated 01/2021


To Finance Director TESCO
WAPDA House Peshawar

Dear Sir,

We have debited your Account for Rs. 270,898,304/-
during the month of 01/2021 on account of wheeling charges
for the month of Jan-2021-

Jan-21	R/Unit	Units/sold	Amount
	1-3607-	199087458-	270898304-

DA
of CPC


Budget & Account Officer
(IOT) Receivable/Payable
PESCO, WAPDA House, Peshawar

(68)

PESHAWAR ELECTRICITY SUPPLY COMPANY LIMITED




OFFICE NAME CP&C SECTION O/O FINANCE DIRECTOR PESCO

IV NO.

Particular	Account Head	Month.	
		Debit (Rs)	Credit (Rs)
TESCO (Receivable from Associated Companies)	150120	270,898,304	
Other Income	420700		270,898,304
	TOTAL	270,898,304	270,898,304

Being the adjustment of Wheeling charges for the month of January 2021

Month	Rate per Unit	Units Sold	Amount
Jan-21	1.3607	199,007,458	270,898,304.10
	TOTAL		270,898,304.10

Prepared by	Checked by	Approved by
		
Accounts Assistant CP&C	Accounts Assistant CP&C	Dy. Manager CP&C

PESCO
FINANCE DIRECTOR

JV CPC NO (60)

PESHAWAR ELECTRIC SUPPLY COMPANY LTD

147- WAPDA House,
Shami Road, Peshawar.

Ph: 9212025, 9212041-7
Fax: (92) 91-9212024

No: 693

DEBIT MEMO

Dated: 06/07/2021

No. PESCO-218/TESCO (13)
Dated 02/2021

To Finance Director TESCO
WAPDA House Peshawar

Dear Sir,

We have debited your Account for Rs. 213239564/-

during the month of 02/2021 on account of Wheeling charges
for the month of Feb-2021-

	R/unit	Unit sold	Amounts
Feb-21	1-3607	70023769-	95281342-48
Feb-21 (New Tariff Notified)	1-0900	108,218,552-	117958221-68
			<u>=213239564-</u>

DA
JV of CPC

Budget & Account Officer
(IOT) Receivable/Payable

PESCO, WAPDA House, Peshawar

(69)




PESHAWAR ELECTRICITY SUPPLY COMPANY LIMITED
OFFICE NAME: CPSC SECTION O/D FINANCE DIRECTOR PESCO

(60)

Particular	Account Head	Debit (Rs)	Credit (Rs)
TESCO (Receivable from associated Companies)	150120	213,239,564	
Other Income	420700		213,239,564
TOTAL		213,239,564	213,239,564

Being the adjustment of Wheeling charges for the month of February 2021

Month	Rate per Unit	Units Sold	Amount
Feb-21	1.3607	70,023,769	95,281,342.48
Feb-21 (New Tariff Notified)	1.0909	103,218,552	117,358,221.60
TOTAL			213,239,564

Prepared by  Accounts Assistant CP&C	Checked by  Accounts Assistant CP&C	Approved by  Dy. Manager CP&C
---	--	--

PESCO

FINANCE DIRECTOR

JV CPC No

PESHAWAR ELECTRIC SUPPLY COMPANY LTD

147- WAPDA House,
Shami Road, Peshawar.

Ph: 9212025, 9212041-7
Fax: (92) 91-9212024

No: 694

DEBIT MEMO

Date: 06/07/2021

No.

PESCO-219/TESCO (14)

Dated 03/2021

To Finance Director TESCO
WAPDA House Peshawar

Dear Sir,

We have debited your Account for Rs. 208,122,881/-

during the month of 03/2021 on account of wheeling charges for
month of March-2021-

	R/unit	Units sold	Amounts
MAY-21	1-0900	190938423	208122881-

DA
JV of CPC

Budget & Account Officer
(IOT) Receivable/Payable

PESCO, WAPDA House, Peshawar

(70)

PESHAWAR ELECTRICITY SUPPLY COMPANY LIMITED

OFFICE NAME: CP&C SECTION O/O FINANCE DIRECTOR PESCO

IV NO.




Month:

Mar, 2021

Particular	Account Head	Debit (Rs)	Credit (Rs)
TESCO (Receivable from Associated Companies)	150120	208,122,881	
Other Income	420700		208,122,881
	TOTAL	208,122,881	208,122,881

Being the adjustment of Wheeling charges for the month of March 2021

Month	Rate per Unit	Units Sold	Amount
Mar-21	1.0800	190,938,423	208,122,881.67
	TOTAL		208,122,881

Prepared by	Checked by	Approved by
 Accounts Assistant CP&C	 Accounts Assistant CP&C	 Dy. Manager CP&C

PESCO
FINANCE DIRECTOR
JV CPC No (41)

PESHAWAR ELECTRIC SUPPLY COMPANY LTD

147- WAPDA House,
Shaml Road, Peshawar.

Ph: 9212025, 9212041-7
Fax: (92) 91-9212024

DEBIT MEMO

No. PESCO-246/TESCO (17)

Dated 04/2021

To Finance Director TESCO
WAPDA House Peshawar

Dear Sir,


We have debited your Account for Rs. 207,627,382-

during the month of 04/2021 on account of wheeling charges

for month of April-2021-

	<u>R/U</u>	<u>U/sold</u>	<u>Amounts</u>
April-21	1.0900	190483837-	207,627,382-

DA
@No JV


Budget & Account Officer
(IOT) Receivable/Payable
PESCO, WAPDA House, Peshawar

(78)

PESHAWAR ELECTRICITY SUPPLY COMPANY LIMITED

OFFICE NAME: CP&C SECTION O/O FINANCE DIRECTOR PESCO




V. NO.

(91)

Particular	Account Head	Debit - (Rs)	Credit (Rs)
PESCO (Receivable from Associated Companies)	150120 ✓	207,627,382	
Other Income	420700 ✓		207,627,382
	TOTAL	207,627,382	207,627,382

Being the adjustment of Wheeling charges for the month of April 2021

Month	Rate per Unit	Units Sold	Amount
Apr-21	1.0900	190,483,837	207,627,382.33
	TOTAL		207,627,382

Prepared by	Checked by	Approved by
	 18/6	
Accounts Assistant CP&C	Accounts Assistant CP&C	Dy. Manager CP&C

PESCO
FINANCE DIRECTOR
TV CPC No (101)

PESHAWAR ELECTRIC SUPPLY COMPANY LTD

147- WAPDA House,
Shami Road, Peshawar.

Ph: 9212025, 9212041-7
Fax: (92) 91-9212024

DEBIT MEMO

No.

PESCO-247/18 PESCO

Dated 05/2021

To Finance Director PESCO
WAPDA House Peshawar


Dear Sir,

We have debited your Account for Rs. 197,046,348-

during the month of 05/2021 on account of wheeling charges
for month of May-2021-

	<u>R/unit</u>	<u>Units sold</u>	<u>Amounts</u>
May-21	1.0900	180,776,466-	197,046,348-

DA
D/O of TV


Budget & Account Officer
(IOT) Receivable/Payable
PESCO, WAPDA House, Peshawar

(79)

PESHAWAR ELECTRICITY SUPPLY COMPANY LIMITED




PROJECT NAME: CP&C SECTION O/O FINANCE DIRECTOR PESCO

101

Particular	Account Head	Debit (Rs)	Credit (Rs)
TESCO (Receivable from Associated Companies)	150120	197,046,348	
Other Income	420700		197,046,348
	TOTAL	197,046,348	197,046,348

Being the adjustment of Wheeling charges for the month of May 2021

Month	Rate per Unit	Units Sold	Amount
May-21	1.0900	180,776,466	197,046,347.94
	TOTAL		197,046,348

Prepared by  Accounts Assistant CP&C	Checked by  Accounts Assistant CP&C	Approved by  Dy. Manager CP&C
---	--	--

PESCO

FINANCE DIRECTOR

JV CPC No

PESHAWAR ELECTRIC SUPPLY COMPANY LTD

147- WAPDA House,
Shaml Road, Peshawar.

Ph: 9212025, 9212041-7
Fax: (92) 91-9212024

DEBIT MEMO

No.

PESCO-248/TESCO

Dated 06/2021

To Finance Director TESCO

WAPDA House Peshawar

Dear Sir,

We have debited your Account for Rs. 195,752,792-

during the month of 06/2021 on account of wheeling charges

for month of June-2021-

	<u>R/UNIT</u>	<u>Units sold</u>	<u>Amounts</u>
June-21	1.0900	179,589,717-	195,752,792-

DA
@No of JV

Budget & Account Officer
(IOT) Receivable/Payable
PESCO, WAPDA House, Peshawar

(80)



PESHAWAR ELECTRICITY SUPPLY COMPANY LIMITED

FILE NAME: CP&C SECTION O/C FINANCE DIRECTOR PESCO

Particular	Account Head	Month: June, 2021	
		Debit (Rs)	Credit (Rs)
PESCO (Receivable from Associated Companies)	150120	195,752,792	
Other Income	420700		195,752,792
	TOTAL	195,752,792	195,752,792

Being the adjustment of Wheeling charges for the month of June 2021 :

Month	Rate per Unit	Units Sold	Amount
June-21	1.0900	179,589,717	195,752,791.53
	TOTAL		195,752,792

Prepared by	Checked by	Approved by
		
Accounts Assistant CP&C	Dy. Manager CP&C	

PESCO
FINANCE DIRECTOR

JV CPC

No. 860

PESHAWAR ELECTRIC SUPPLY COMPANY LTD

147- WAPDA House,
Shami Road, Peshawar.

Ph: 9212025, 9212041-7

Fax: (92) 91-9212024

Date: 12/11/2021

DEBIT MEMO

No. PESCO-43/TESCO ⁽³⁾

Dated 07/2021

To Finance Director TESCO

WAPDA House Peshawar
Dear Sir,

We have debited your Account for Rs. 190,652,012/-

during the month of 07/2021 on account of being the adjustment
of wheeling charges for the month of
July-2021-

Month	R/unit	Units sold	Amount
07/21	1.0900	174910103-	= 190,652,012 -

DA
JV

(10)

[Signature]
Budget & Account Officer
(IOT) Receivable/Payable
PESCO, WAPDA House, Peshawar

PESHAWAR ELECTRICITY SUPPLY COMPANY LIMITED

OFFICE NAME: CP&C SECTION O/O FINANCE DIRECTOR, PESCO

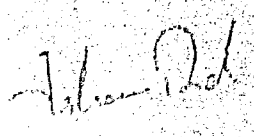


V NO.

Month: July, 2021

Particular	Account Head	Debit (Rs)	Credit (Rs)
ESCO (Receivable from Associated Companies)	150120	190,652,012	
Other Income	420700		190,652,012
	TOTAL	190,652,012	190,652,012

Being the adjustment of Wheeling charges for the month of July 2021

Month	Rate per Unit	Units Sold	Amount
Jul-21	1.0900	174,010,103	190,652,012.2
TOTAL			190,652,012

Prepared by	Checked by	Approved by
		
Accounts Assistant CP&C	Accounts Assistant CP&C	Dy. Manager CP&C

PESCO
FINANCE DIRECTOR

IV CPC

PESHAWAR ELECTRIC SUPPLY COMPANY LTD

147- WAPDA House,
Shami Road, Peshawar.

Ph: 9212025, 9212041-7

Fax: (92) 91-9212024

No: 860

Date: 12/11/2021

DEBIT MEMO

No.

PESCO-44/TESCO

Dated

08/2021

To Finance Director TESCO

WAPDA House Peshawar

Dear Sir,

We have debited your Account for Rs. 204,180,603-

during the month of 08/2021 on account of being adjustment of
wheeling charges for the month of August-2021-

Month	R/units	Units sold	Amounts
Aug-21	1.0900	187,321,654-	204,180,603-

DA
① JV

11

[Signature]

Budget & Account Officer

(IOT) Receivable/Payable

PESCO, WAPDA House, Peshawar

PESHAWAR ELECTRICITY SUPPLY COMPANY LIMITED




NAME: CP&C SECTION O/O FINANCE DIRECTOR PESCO

Month: August, 2021

Particular	Account Head	Debit (Rs)	Credit (Rs)
DO (Receivable from Related Companies)	150120	204,180,603	
Other Income	420700		204,180,603
	TOTAL	204,180,603	204,180,603

Being the adjustment of Wheeling charges for the month of August 2021

Month	Rate per Unit	Units Sold	Amount
Aug-21	1.0900	187,321,654	204,180,603
TOTAL			204,180,603

Prepared by	Checked by	Approved by
 Accounts Assistant CP&C	 Accounts Assistant CP&C	 Dy. Manager CP&C

PESCO
FINANCE DIRECTOR

PESHAWAR ELECTRIC SUPPLY COMPANY LTD

JV No 37 CPC Section

147- WAPDA House,
Shami Road, Peshawar.

Ph: 9212025, 9212041-7

Fax: (92) 91-9212024

No: 954

Date: 14/01/2022

DEBIT MEMO

No. PESCO-122/TESCO-8

Dated 12/2021

Effective Date: 09/2021

To Finance Director TESCO
WAPDA House Peshawar


Dear Sir,

We have debited your Account for Rs. 20,149,925/-

during the month of 09/2021 on account of wheeling charges for
Sept-2021-

Month	R/unit	Units sold	Amounts
Sep-21	10900	184,541,216-	20,149,925/-

DA
DNO


Budget & Account Officer
(IOT) Receivable/Payable
PESCO, WAPDA House, Peshawar

95

NAME: CP&C SECTION O/O FINANCE DIRECTOR PESCO

(JV-37)

V NO.

Month:

September, 2021

Particular	Account Head	Debit (Rs)	Credit (Rs)
TESCO (Receivable from Associated Companies)	150120	201,149,925	
Other Income	420700		201,149,925
	TOTAL	201,149,925	201,149,925

Being the adjustment of Wheeling charges for the month of September 2021

Month	Rate per Unit	Units Sold	Amount
Sep-21	1.0900	184,541,216	201,149,925.44
	TOTAL		201,149,925

Prepared by

Assistant CP&C

Checked by

Accounts Assistant CP&C

Approved by

Dy. Manager CP&C

PESHAWAR ELECTRICITY SUPPLY COMPANY LIMITED

OFFICE NAME: CP&C SECTION O/O FINANCE DIRECTOR PESCO

Month:

September, 2021

V NO.

DV-37

Particular	Account Head	Debit (Rs)	Credit (Rs)
TESCO (Receivable from Associated Companies)	150120	201,149,925	
Other Income	420700		201,149,925
	TOTAL	201,149,925	201,149,925


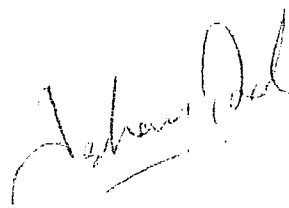
Being the adjustment of Wheeling charges for the month of September 2021

Month	Rate per Unit	Units Sold	Amount
Sep-21	1.0900	184,541,216	201,149,925.44
	TOTAL		201,149,925

Prepared by

Checked by

Approved by


Assistant CP&C

Accounts Assistant CP&C

Dy. Manager CP&C

PESCO
FINANCE DIRECTOR

JV CPC 10/21

No: 1029

PESHAWAR ELECTRIC SUPPLY COMPANY LTD

147- WAPDA House,
Shami Road, Peshawar.

Ph: 9212025, 9212041-7
Fax: (92) 91-9212024

Date: 04-03-22

DEBIT MEMO

No.

PESCO-160/TESCO (10)

Dated 10/2021


To Finance Director TESCO
WAPDA House Peshawar

Dear Sir,

We have debited your Account for Rs. 209,642,628/- ✓
during the month of 10/2021 on account of Wheeling Charges
for Oct-2021-

	<u>Units sold</u>	<u>R/units</u>	<u>Amounts</u>
Oct-21	192,332,686	1.090	209,642,628-

DA
JV


Budget & Account Officer
(IOT) Receivable/Payable
PESCO, WAPDA House, Peshawar

(42)

PESHAWAR ELECTRICITY SUPPLY COMPANY LIMITED




OFFICE NAME: CP&C SECTION O/O FINANCE DIRECTOR PESCO

47

Particular	Account Head	Month: October, 2021	
		Debit (Rs)	Credit (Rs)
PESCO (Receivable from Associated Companies)	150120	209,642,628	
Other Income	420700		209,642,628
	TOTAL	209,642,628	209,642,628

Being the adjustment of Wheeling charges for the month of October 2021

Month	Rate per Unit	Units Sold	Amount
Oct-21	1.0900	192,332,686	209,642,627.74
TOTAL			209,642,628

Prepared by 	Checked by 	Approved by 
Accounts Assistant CP&C	Accounts Assistant CP&C	Dy. Manager CP&C

PESCO

FINANCE DIRECTOR

JVCPC 11/21

PESHAWAR ELECTRIC SUPPLY COMPANY LTD

147- WAPDA House,
Shami Road, Peshawar.

Ph: 9212025, 9212041-7

Fax: (92) 91-9212024

No: 1030

Date: 04-03-2022

DEBIT MEMO

No.

PESCO-161/TESCO

Dated 11/2021

To Finance Director TESCO

WAPDA House Peshawar

Dear Sir,

We have debited your Account for Rs. 225,633,235/-
during the month of 11/2021 on account of wheeling charges
for Nov-2021—

	<u>U/sold</u>	<u>R/unit</u>	<u>Amount</u>
Nov-21	207002,968	1.090	225,633,235-

DA
QJV

[Signature]
Budget & Account Officer
(IOT) Receivable/Payable
PESCO, WAPDA House, Peshawar

(43)

46 (62)

PESHAWAR ELECTRICITY SUPPLY COMPANY LIMITED

CE NAME: CP&C SECTION O/O FINANCE DIRECTOR PESCO

Month:


November, 2021

Particular	Account Head	Debit (Rs)	Credit (Rs)
PESCO (Receivable from Associated Companies)	150120	225,633,235	
Other Income	420704		225,633,235
	TOTAL	225,633,235	225,633,235

Being the adjustment of Wheeling charges for the month of November 2021


Month	Rate per Unit	Units Sold	Amount
Nov-21	1.0900	207,002,968	225,633,235 ✓
TOTAL			225,633,235

Prepared by




Asst Assistant CP&C

Checked by



Accounts Assistant CP&C

Approved by



Dy. Manager CP&C

PESCO
FINANCE DIRECTOR

JV CPC 12/21

No. 1031

PESHAWAR ELECTRIC SUPPLY COMPANY LTD

147- WAPDA House,
Shami Road, Peshawar.

Ph: 9212025, 9212041-7

Fax: (92) 91-9212024

Date: 04-03-2022

DEBIT MEMO

No.

PESCO-162/TESCO

Dated 12/2021

To Finance Director TESCO
WAPDA House Peshawar

Dear Sir,

We have debited your Account for Rs. 224,892,564/-

during the month of 12/2021 on account of Wheeling Charges

for Dec-2021

	<u>U/sold</u>	<u>R/unit</u>	<u>Amounts</u>
Dec-21	206,323,453	1.090	224,892,564/-

DA
@JV

Budget & Account Officer
(IOT) Receivable/Payable
PESCO, WAPDA House, Peshawar

(44)

P&C

PESHAWAR ELECTRICITY SUPPLY COMPANY LIMITED

74

NAME: CP&C SECTION O/O FINANCE DIRECTOR PESCO




Month:

December, 2021

Particular	Account Head	Debit (Rs)	Credit (Rs)
(Receivable from Associated Companies)	150120	224,892,564	
Other Income	420700		224,892,564
	TOTAL	224,892,564	224,892,564

Being the adjustment of Wheeling charges for the month of December 2021

Month	Rate per Unit	Units Sold	Amount
Dec-21	1.0900	206,323,453	224,892,563.7
	TOTAL		224,892,564

Prepared by 	Checked by 	Approved by 
Accounts Assistant CP&C	Accounts Assistant CP&C	Accounts Officer CP&C

(77)

PESHAWAR ELECTRICITY SUPPLY COMPANY LIMITED

NAME: CP&C SECTION O/O FINANCE DIRECTOR PESCO

Month: January, 2022

Particular	Account Head	Debit (Rs)	Credit (Rs)
CO (Receivable from Associated Companies)	150120	202,371,399	-
Other Income	420700		202,371,399
	TOTAL	202,371,399	202,371,399

Being the adjustment of Wheeling charges for the month of January 2022

Month	Rate per Unit	Units Sold	Amount
Jan-22	1.0900	185,661,834	202,371,399.06
	TOTAL		202,371,399

Prepared by

Checked by

Approved by

Accounts Assistant CP&C

Accounts Assistant CP&C

Accounts Officer CP&C

(77)

PESHAWAR ELECTRICITY SUPPLY COMPANY LIMITED




NAME: CP&C SECTION O/O FINANCE DIRECTOR PESCO

Month: January, 2022

Particular	Account Head	Debit (Rs)	Credit (Rs)
CO (Receivable from Associated Companies)	150120	202,371,399	-
Other Income	420700		202,371,399
	TOTAL	202,371,399	202,371,399

Being the adjustment of Wheeling charges for the month of January 2022

Month	Rate per Unit	Units Sold	Amount
Jan-22	1.0900	185,661,834	202,371,399.06
	TOTAL		202,371,399

Prepared by 	Checked by 	Approved by 
Accounts Assistant CP&C	Accounts Assistant CP&C	Accounts Officer CP&C

PESCO
FINANCE DIRECTOR

JV CPC

No: 1105

PESHAWAR ELECTRIC SUPPLY COMPANY LTD

147- WAPDA House,
Shami Road, Peshawar.

Ph: 9212025, 9212041-7
Fax: (92) 91-9212024

Date: 13-05-2022

DEBIT MEMO

No. PESCO-226/TESCO (17)

Dated 01/2022

To Finance Director TESCO

WAPDA House Peshawar

Dear Sir,

We have debited your Account for Rs. 202,371,399

during the month of 01/2022 on account of

Wheeling charges-

R/unit

U/sold

Amounts


Jan-22

1.0900

185,661,834

202,371,399

DA
JV CPC


Budget & Account Officer
(IOT) Receivable/Payable
PESCO, WAPDA House, Peshawar

(64)

PESHAWAR ELECTRICITY SUPPLY COMPANY LIMITED

CP&C SECTION O/O FINANCE DIRECTOR PESCO




Month:

February, 2022

Particular	Account Head	Debit (Rs)	Credit (Rs)
(Receivable from related Companies)	150120	212,619,615	
Other Income	420700		212,619,615
	TOTAL	212,619,615	212,619,615

Being the adjustment of Wheeling charges for the month of February 2022

Month	Rate per Unit	Units Sold	Amount
Feb-22	1.0900	195,063,867	212,619,615.03
	TOTAL		212,619,615

Prepared by 	Checked by 	Approved by 
Accounts Assistant CP&C	Accounts Assistant CP&C	Accounts Officer CP&C

PESHAWAR ELECTRIC SUPPLY COMPANY LTD

PESCO
FINANCE DIRECTOR
JVCPC

PESHAWAR ELECTRIC SUPPLY COMPANY LTD

147- WAPDA House,
Shami Road, Peshawar.

Ph: 9212025, 9212041-7
Fax: (92) 91-9212024

Date: 13-05-2022

No: 1107

DEBIT MEMO

No. PESCO-222/TESCO

Dated 03/2022

To Finance Director TESCO
WAPDA House Peshawar
Dear Sir,

We have debited your Account for Rs. 226,064,556-

during the month of 03/2022 on account of wheeling charges-

	R/unit	Units sold	Amount
Mar-22	1.0900	207,398,675-	226,064,556-

PA
JVCPC

Budget & Account Officer
(IOT) Receivable/Payable

PESCO, WAPDA House, Peshawar

62

PESHAWAR ELECTRICITY SUPPLY COMPANY LIMITED




NAME: CP&C SECTION O/O FINANCE DIRECTOR PESCO

Month: March, 2022

Particular	Account Head	Debit (Rs)	Credit (Rs)
Due (Receivable from Associated Companies)	150120	226,064,556	
Other Income	420700		226,064,556
	TOTAL	226,064,556	226,064,556

Being the adjustment of Wheeling charges for the month of March 2022

Month	Rate per Unit	Units Sold	Amount
Mar-22	1.0900	207,398,675	226,064,555.75
	TOTAL		226,064,556

Prepared by 	Checked by 	Approved by 
Accounts Assistant CP&C	Accounts Assistant CP&C	Accounts Officer CP&C

PESCO
FINANCE DIRECTOR

JV CPC - 04/22

PESHAWAR ELECTRIC SUPPLY COMPANY LTD

147- WAPDA House,
Shami Road, Peshawar.

Ph: 9212025, 9212041-7
Fax: (92) 91-9212024

No: 23

Date: 10-08-2022

DEBIT MEMO

No.

PESCO-277/TESCO

Dated 04/2022

Finance Director TESCO

To


WAPDA House Peshawar

Dear Sir,

We have debited your Account for Rs. 204,505,923/-

during the month of April-22 on account of wheeling charges

For 04-2022-


Budget & Account Officer
(JOT) Receivable/Payable
PESCO, WAPDA House, Peshawar

(86)

Scanned with CamScanner

PESHAWAR ELECTRICITY SUPPLY COMPANY LIMITED




NAME: CP&C SECTION O/O FINANCE DIRECTOR PESCO

Month: April, 2022

Particular	Account Head	Debit (Rs)	Credit (Rs)
PESCO (Receivable from Associated Companies)	150120	204,505,923	
Other Income	420700		204,505,923
	TOTAL	204,505,923	204,505,923

Being the adjustment of Wheeling charges for the month of April 2022

Month	Rate per Unit	Units Sold	Amount
Apr-22	1.0900	187,620,113	204,505,923.17
	TOTAL		204,505,923

Prepared by 	Checked by 	Approved by 
Accounts Assistant CP&C	Accounts Officer CP&C	Dy. Manager Accounts CP&C

Scanned with CamScanner

PESCO
FINANCE DIRECTOR
CPC JV 05/2022

PESHAWAR ELECTRIC SUPPLY COMPANY LTD

147- WAPDA House,
Shami Road, Peshawar.

Ph: 9212025, 9212041-7
Fax: (92) 91-9212024

Date: 10-08-2022

No. 24

DEBIT MEMO

No. PESCO-278/Tesco


Dated 05/2022

To Finance Director Tesco
WAPDA House Peshawar
Dear Sir,

We have debited your Account for Rs. 18,19,78,857/-

during the month of May-22 on account of being adjustment
of wheeling charges for 05-2022-

DA
QJV



Budget & Account Officer
(IOT) Receivable/Payable
PESCO, WAPDA House, Peshawar

(87)

Scanned with CamScanner

PESHAWAR ELECTRICITY SUPPLY COMPANY LIMITED




OFFICE NAME: CP&C SECTION O/O FINANCE DIRECTOR PESCO

Month: May, 2022

Particular	Account Head	Debit (Rs)	Credit (Rs)
PESCO (Receivable from Associated Companies)	150120	181,978,857	
Other Income	420700		181,978,857
	TOTAL	181,978,857	181,978,857

Being the adjustment of Wheeling charges for the month of May 2022

Month	Rate per Unit	Units Sold	Amount
May-22	1.0900	166,953,080	181,978,857.20
	TOTAL		181,978,857

Prepared by 	Checked by 	Approved by 
Accounts Assistant CP&C	Accounts Officer CP&C	Dy. Manager Accounts CP&C

Scanned with CamScanner

PESCO
FINANCE DIRECTOR
CPC JV 06-22

PESHAWAR ELECTRIC SUPPLY COMPANY LTD

147- WAPDA House,
Shami Road, Peshawar.

Ph: 9212025, 9212041-7
Fax: (92) 91-9212024

Date: 10-08-2022

DEBIT MEMO

No. 25

No. PESCO-279/TESCO (25)


Dated 06/2022

To Finance Director TESCO

WAPDA House Peshawar
Dear Sir,

We have debited your Account for Rs. 206,355,085/-
during the month of June-22 on account of being adjustment
of wheeling charges for June-22-

DA
CPC JV


Budget & Account Officer
(IOT) Receivable/Payable
PESCO, WAPDA House, Peshawar

(88)

Scanned with CamScanner

PESHAWAR ELECTRICITY SUPPLY COMPANY LIMITED




NAME: CP&C SECTION O/O FINANCE DIRECTOR PESCO

Month: June, 2022

Particular	Account Head	Debit (Rs)	Credit (Rs)
SCO (Receivable from associated Companies)	150120	206,355,085	
Other Income	420700		206,355,085
	TOTAL	206,355,085	206,355,085

Being the adjustment of Wheeling charges for the month of June 2022

Month	Rate per Unit	Units Sold	Amount
Jun-22	1.0900	189,316,592	206,355,085.28
	TOTAL		206,355,085

Prepared by	Checked by	Approved by
		
Accounts Assistant CP&C	Accounts Officer CP&C	Dy. Manager Accounts CP&C

Scanned with CamScanner

PYA

(Annexure-G1)

Total TESCO PYA in Rs. Min

Description	FY 2020-21	FY 2021-22	Total
RORB	1528.86	2128.97	3657.83
Wheeling Charges By PESCO	595.09	571.10	1166.19
Supplemental Charges Charged By CPPA-G	1122.89	1901.25	3024.14
Financial Impact New Hiring	0.00	8.26	8.26
MIRAD Expenses	0.00	54.95	54.95
Input Tax charges by CPPA-G	2266.52	4169.51	6436.02
PHPL Mark Up By CPPA-G	68.01	128.16	196.18
Increase in Repair and Maintenance	18.20	79.40	97.60
PYA Already Allowed	-528.00	-528.00	-1056.00
Total PYA	5071.57	8513.60	13585.17

PYA Distribution Business in Rs. Min			
Description	FY 2020-21	FY 2021-22	Total
RORB	1528.86	2128.97	3657.83
Wheeling Charges By PESCO	0.00	0.00	0.00
Supplemental Charges Charged By CPPA-G	0.00	0.00	0.00
Financial Impact New Hiring	0.00	6.61	6.61
MIRAD Expenses	0.00	43.96	43.96
Input Tax charges by CPPA-G	0.00	0.00	0.00
PHPL Mark Up By CPPA-G	0.00	0.00	0.00
Increase in Repair and Maintenance	12.76	78.00	90.76
Total PYA Distribution Business	1541.62	2257.54	3799.16

PYA Supply Business in Rs. Min

Description	FY 2020-21	FY 2021-22	Total
RORB	0.00	0.00	0.00
Wheeling Charges By PESCO	595.09	571.10	1166.19
Supplemental Charges Charged By CPPA-G	1122.89	1901.25	3024.14
Financial Impact New Hiring	0	1.65	1.65
MIRAD Expenses	0.00	10.99	10.99
Input Tax charges by CPPA-G	2266.52	4169.51	6436.02
PHPL Mark Up By CPPA-G	68.01	128.16	196.18
Increase in Repair and Maintenance	5.44	1.40	6.84
PYA Already Allowed	-528.00	-528.00	-1056.00
Total PYA Supply Business	3529.95	6256.06	9786.01

Input Tax Charges by CPPA-G (Annexure-G1.1)

Input Tax Charged By CPPA-G Rs.		
Month	FY 2020-21	FY 2021-22
July	136,663,281.00	222,387,391.00
August	163,231,220.00	264,640,280.00
September	149,585,461.00	260,773,486.00
October	170,912,197.00	366,822,731.00
November	146,425,720.00	274,988,822.00
December	222,076,633.00	326,145,223.00
January	238,012,725.00	428,266,419.00
February	171,898,345.00	332,674,855.00
March	217,590,630.00	374,009,190.00
April	215,130,052.00	352,374,519.00
May	209,918,045.00	411,148,840.00
June	225,072,693.00	555,274,136.00
Total	2,266,517,002.00	4,169,505,892.00



Central Power Purchasing Agency (Guarantee) Limited

A Company of Government of Pakistan



Phone: 051-111-922-772
Fax: 051-9216949
Email: billing@cpga.gov.pk

Chief Financial Officer (CPGA-G)
Shaheen Plaza, Plot no. 73-West,
Fazal-e-Haq road, Blue Area,
Islamabad

No: CFO/GMF(CA&T)/B&R/17079-99

Dated: 19/07/2022

1. Chief Executive Officer (FESCO)
2. Chief Executive Officer (GEPCO)
3. Chief Executive Officer (HESCO)
4. Chief Executive Officer (SEPCO)
5. Chief Executive Officer (IESCO)
6. Chief Executive Officer (LESCO)
7. Chief Executive Officer (MEPCO)
8. Chief Executive Officer (PESCO)
9. Chief Executive Officer (TESCO)
10. Chief Executive Officer (QESCO)

Subject: **TRANSFER CHARGES FOR THE MONTH OF JUNE, 2022.**

Pursuant to clause 6 of CPGA-G commercial code as approved by NEPRA, enclosed herewith, please find summary of transfer charges along with settlement advices and/or invoices, as the case may be, for the month of June 2022 for further necessary action please.

D.A. (As Above)


Addl: Manager Finance (B&R)

Copy to:-

1. Finance Director, All DISCOs
(FESCO, GEPCO, HESCO, SEPCO, IESCO, LESCO, MEPCO, PESCO, TESCO, QESCO)
2. D.G (CPCC), 610-WAPDA House, Lahore.

Tribal Electric Supply Company (TESCO)
Summary of Transfer Charges
For the month of June-2022
(Pursuant to NEPRA Commercial Code SRO 542(1) 2015)

Energy (kWh)	189,316,592
MDI (kw)	677,812

Rs.		
Energy Transfer Charges-GST (ETC-1)	Annx: A	3,276,974,918
General Sales Tax (ETC-1)	Annx: A	555,088,637
Energy Transfer Charges-Non-GST (ETC-2)	Annx: B	44,376,581
Capacity Transfer Charges (CTC)	Annx: B	1,884,718,235
NTDC's Use of System Charges	Annx: C	119,403,362
PMLTC Transmission Service Charges	Annx: D	102,364,868
Market Operations Fee	Annx: E	1,159,059
Sales Tax (MOF)	Annx: E	185,449

Total Transfer Charges

5,984,271,109

DA: As Above



Central Power Purchasing Agency (Guarantee) Limited

- A Company of Government of Pakistan



Phone: 051-111-922-772
Fax: 051-9216949
Email: billing@cppa.gov.pk

Chief Financial Officer (CPPA-G)
Shaheen Plaza, Plot no. 73-West,
Fazal-e-Haq road, Blue Area,
Islamabad

No: CFO/GMF(CA&T)/B&R/ 10491-511

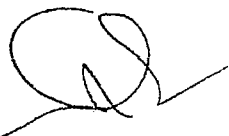
Dated: 15/06/2022

1. Chief Executive Officer (FESCO)
2. Chief Executive Officer (GEPCO)
3. Chief Executive Officer (HESCO)
4. Chief Executive Officer (SEPCO)
5. Chief Executive Officer (IESCO)
6. Chief Executive Officer (LESCO)
7. Chief Executive Officer (MEPCO)
8. Chief Executive Officer (PESCO)
9. Chief Executive Officer (TESCO)
10. Chief Executive Officer (QESCO)

Subject: **TRANSFER CHARGES FOR THE MONTH OF MAY, 2022.**

Pursuant to clause 6 of CPPA-G commercial code as approved by NEPRA, enclosed herewith, please find summary of transfer charges along with settlement advices and/or invoices, as the case may be, for the month of May 2022 for further necessary action please.

D.A. (As Above)


Addl: Manager Finance (B&R)

Copy to:-

1. Finance Director, All DISCOs
(FESCO, GEPCO, HESCO, SEPCO, IESCO, LESCO, MEPCO, PESCO, TESCO, QESCO)
2. D.G (CPCC), 610-WAPDA House, Lahore.

Tribal Electric Supply Company (TESCO)

Summary of Transfer Charges

For the month of May-2022

(Pursuant to NEPRA Commercial Code SRO 542(1) 2015)

Energy (kWh)	166,953,080
MDI (kw)	618,987

Rs.

Energy Transfer Charges-GST (ETC-1)	Annx: A	2,435,712,116
General Sales Tax (ETC-1)	Annx: A	410,979,485
Energy Transfer Charges-Non-GST (ETC-2)	Annx: B	(64,892,743)
Capacity Transfer Charges (CTC)	Annx: B	1,723,521,595
NTDC's Use of System Charges	Annx: C	109,040,750
PMLTC Transmission Service Charges	Annx: D	107,111,327
Market Operations Fee	Annx: E	1,058,468
Sales Tax (MOF)	Annx: E	169,355

Total Transfer Charges

4,722,700,352

DA: As Above



Central Power Purchasing Agency (Guarantee) Limited

A Company of Government of Pakistan



Phone: 051-111-922-772
Fax: 051-9216949
Email: billing@cpa.gov.pk

Chief Financial Officer (CPA-G)
Shahen Plaza, Plot no. 73-West,
Fazal-e-Haq road, Blue Area,
Islamabad

No: CFO/DGMF(CA&T)/B&R/16371-AN

Dated: 16/05/2022

1. Chief Executive Officer (FESCO)
2. Chief Executive Officer (GEPCO)
3. Chief Executive Officer (HESCO)
4. Chief Executive Officer (SEPCO)
5. Chief Executive Officer (IESCO)
6. Chief Executive Officer (LESCO)
7. Chief Executive Officer (MEPCO)
8. Chief Executive Officer (PESCO)
9. Chief Executive Officer (TESCO)
10. Chief Executive Officer (QESCO)

Subject: **TRANSFER CHARGES FOR THE MONTH OF APRIL 2022.**

Pursuant to clause 6 of CPA-G commercial code as approved by NEPRA, enclosed herewith, please find summary of transfer charges along with settlement advices and/or invoices, as the case may be, for the month of April 2022 for further necessary action please,

D.A. (As Above)

Addl: Manager Finance (B&R)

Copy to:-

1. Finance Director, All DISCOs
(FESCO, GEPCO, HESCO, SEPCO, IESCO, LESCO, MEPCO, PESCO, TESCO, QESCO)
2. D.G (CPCC), 610-WAPDA House, Lahore.

Tribal Electric Supply Company (TESCO)
Summary of Transfer Charges
For the month of Apr-2022
(Pursuant to NEPRA Commercial Code SRO 542(1) 2015)

Energy (kWh)	187,620,113
MDI (kw)	647,551

Rs.		
Energy Transfer Charges-GST (ETC-1)	Annex: A	2,078,442,734
General Sales Tax (ETC-1)	Annex: A	352,197,349
Energy Transfer Charges-Non-GST (ETC-2)	Annex: B	167,731,115
Capacity Transfer Charges (CTC)	Annex: B	1,635,179,275
NTDC's Use of System Charges	Annex: C	114,072,584
PMLTC Transmission Service Charges	Annex: D	91,116,552
Market Operations Fee	Annex: E	1,107,312
Sales Tax (MOF)	Annex: E	177,170

Total Transfer Charges	4,440,024,092
-------------------------------	----------------------

DA: As Above.



Central Power Purchasing Agency (Guarantee) Limited

A Company of Government of Pakistan



Phone: 051-111-922-772
Fax: 051-9216949
Email: billing@cpa.gov.pk

Chief Financial Officer (CPPA-G)
Shaheen Plaza, Plot no. 73-West,
Fazal-e-Haq road, Blue Area,
Islamabad

No: CFO/DGMF(CA&T)/B&R/ 5373-84


Dated: 17/03/2022

1. Chief Executive Officer (FESCO)
2. Chief Executive Officer (GEPCO)
3. Chief Executive Officer (HESCO)
4. Chief Executive Officer (SEPCO)
5. Chief Executive Officer (IESCO)
6. Chief Executive Officer (LESCO)
7. Chief Executive Officer (MEPCO)
8. Chief Executive Officer (PESCO)
9. Chief Executive Officer (TESCO)
10. Chief Executive Officer (QESCO)

Subject: **TRANSFER CHARGES FOR THE MONTH OF FEBRUARY 2022.**

Pursuant to clause 6 of CPPA-G commercial code as approved by NEPRA, enclosed herewith, please find summary of transfer charges along with settlement advices and/or invoices, as the case may be, for the month of February 2022 for further necessary action please.

D.A. (As Above)


Dy. Manager Finance (B&R)

Copy to:-

1. Finance Director, All DISCOs
(FESCO, GEPCO, HESCO, SEPCO, IESCO, LESCO, MEPCO, PESCO, TESCO, QESCO)
2. D.G (CPCC), 610-WAPDA House, Lahore.

Tribal Electric Supply Company (TESCO)
Summary of Transfer Charges
For the month of Feb-2022
(Pursuant to NEPRA Commercial Code SRO 542(1) 2015)

Energy (kWh)	195,063,867
MDI (kw)	746,370

		Rs.
Energy Transfer Charges-GST (ETC-1)	Annx: A	1,955,884,311
General Sales Tax (ETC-1)	Annx: A	332,500,384
Energy Transfer Charges-Non-GST (ETC-2)	Annx: B	(98,332,461)
Capacity Transfer Charges (CTC)	Annx: B	2,093,954,665
NTDC's Use of System Charges	Annx: C	131,480,539
PMLTC Transmission Service Charges	Annx: D	122,182,130
Market Operations Fee	Annx: E	1,090,447
Sales Tax (MOF)	Annx: E	174,471

Total Transfer Charges	4,538,934,486
-------------------------------	----------------------

DA: As Above



Central Power Purchasing Agency (Guarantee) Limited

A Company of Government of Pakistan



Phone: 051-111-922-772
Fax: 051-9216949
Email: billing@cpga.gov.pk

Chief Financial Officer (CPGA-G)
Shaheen Plaza, Plot no. 73-West,
Fazal-e-Haq road, Blue Area,
Islamabad

No: CFO/DGMF(CA&T)/B&R/ 3242-62

Dated: 15/02/2022

1. Chief Executive Officer (FESCO)
2. Chief Executive Officer (GEPCO)
3. Chief Executive Officer (HESCO)
4. Chief Executive Officer (SEPCO)
5. Chief Executive Officer (IESCO)
6. Chief Executive Officer (LESCO)
7. Chief Executive Officer (MEPCO)
8. Chief Executive Officer (PESCO)
9. Chief Executive Officer (TESCO)
10. Chief Executive Officer (QESCO)

Subject: **TRANSFER CHARGES FOR THE MONTH OF JANUARY 2022.**

Pursuant to clause 6 of CPGA-G commercial code as approved by NEPRA, enclosed herewith, please find summary of transfer charges along with settlement advices and/or invoices, as the case may be, for the month of January 2022 for further necessary action please.

D.A. (As Above)

Dy: Manager Finance (B&R)

Copy to:-

1. Finance Director, All DISCOs
(FESCO, GEPCO, HESCO, SEPCO, IESCO, LESCO, MEPCO, PESCO, TESCO, QESCO)
2. D.G (CPCC), 610-WAPDA House, Lahore.

Tribal Electric Supply Company (TESCO)
Summary of Transfer Charges
For the month of Dec-2021
(Pursuant to NEPRA Commercial Code SRO 542(1) 2015)

Energy (kWh)	185,661,834
MDI (kw)	716,727

Rs.		
Energy Transfer Charges-GST (ETC-1)	Annx: A	2,523,979,864
General Sales Tax (ETC-1)	Annx: A	428,098,877
Energy Transfer Charges-Non-GST (ETC-2)	Annx: B	93,072,869
Capacity Transfer Charges (CTC)	Annx: B	1,991,238,613
NTDC's Use of System Charges	Annx: C	126,258,628
PMLTC Transmission Service Charges	Annx: D	132,757,377
Market Operations Fee	Annx: E	1,047,138
Sales Tax (MOF)	Annx: E	167,542

Total Transfer Charges	5,296,620,909
-------------------------------	----------------------

DA: As Above



Central Power Purchasing Agency (Guarantee) Limited

A Company of Government of Pakistan



Phone: 051-111-922-772
Fax: 051-9216949
Email: billing@cppa.gov.pk

Chief Financial Officer (CPPA-G)
Shaheen Plaza, Plot no. 73-West,
Fazal-e-Haq road, Blue Area,
Islamabad

No: CFO/DGMF(CA&T)/B&R/ 1099-1/100


Dated: 17/01/2022

1. Chief Executive Officer (FESCO)
2. Chief Executive Officer (GEPCO)
3. Chief Executive Officer (HESCO)
4. Chief Executive Officer (SEPCO)
5. Chief Executive Officer (IESCO)
6. Chief Executive Officer (LESCO)
7. Chief Executive Officer (MEPCO)
8. Chief Executive Officer (PESCO)
9. Chief Executive Officer (TESCO)
10. Chief Executive Officer (QESCO)

Subject: **TRANSFER CHARGES FOR THE MONTH OF DECEMBER 2021.**

Pursuant to clause 6 of CPPA-G commercial code as approved by NEPRA, enclosed herewith, please find summary of transfer charges along with settlement advices and/or invoices, as the case may be, for the month of December 2021 for further necessary action please.

D.A. (As Above)


Dy: Manager Finance (B&R)

Copy to:-

1. Finance Director, All DISCOs
(FESCO, GEPCO, HESCO, SEPCO, IESCO, LESCO, MEPCO, PESCO, TESCO, QESCO)
2. D.G (CPCC), 610-WAPDA House, Lahore.

Tribal Electric Supply Company (TESCO)
Summary of Transfer Charges
For the month of Dec-2021
(Pursuant to NEPRA Commercial Code SRO 542(1) 2015)

Energy (kWh)	206,323,453
MDI (kw)	730,289

Rs.		
Energy Transfer Charges-GST (ETC-1)	Annx: A	1,920,094,738
General Sales Tax (ETC-1)	Annx: A	325,974,511
Energy Transfer Charges-Non-GST (ETC-2)	Annx: B	16,987,348
Capacity Transfer Charges (CTC)	Annx: B	1,702,813,328
NTDC's Use of System Charges	Annx: C	128,647,710
PMLTC Transmission Service Charges	Annx: D	192,070,106
Market Operations Fee	Annx: E	1,066,952
Sales Tax (MOF)	Annx: E	170,712

Total Transfer Charges	4,287,825,406
-------------------------------	----------------------

DA: As Above



Central Power Purchasing Agency (Guarantee) Limited
A Company of Government of Pakistan



Phone: 051-111-922-772
Fax: 051-9216949
Email: billing@cpga.gov.pk

Chief Financial Officer (CPPA-G)
Shaheen Plaza, Plot no. 73-West,
Fazal-e-Haq road, Blue Area,
Islamabad

No: CFO/DGMF(CA&T)/B&R/15806-26


Dated: 15/12/2021

1. Chief Executive Officer (FESCO)
2. Chief Executive Officer (GEPCO)
3. Chief Executive Officer (HESCO)
4. Chief Executive Officer (SEPCO)
5. Chief Executive Officer (IESCO)
6. Chief Executive Officer (LESCO)
7. Chief Executive Officer (MEPCO)
8. Chief Executive Officer (PESCO)
9. Chief Executive Officer (TESCO)
10. Chief Executive Officer (QESCO)

Subject: **TRANSFER CHARGES FOR THE MONTH OF NOVEMBER 2021.**

Pursuant to clause 6 of CPPA-G commercial code as approved by NEPRA, enclosed herewith, please find summary of transfer charges along with settlement advices and/or invoices, as the case may be, for the month of November 2021 for further necessary action please.

D.A. (As Above)


Dy: Manager Finance (B&R)

Copy to:-

1. Finance Director, All DISCOs
(FESCO, GEPCO, HESCO, SEPCO, IESCO, LESCO, MEPCO, PESCO, TESCO, QESCO)
2. D.G (CPCC), 610-WAPDA House, Lahore.


Tribal Electric Supply Company (TESCO)
Summary of Transfer Charges
For the month of Nov-2021
(Pursuant to NEPRA Commercial Code SRO 542(1) 2015)

Energy (kWh)	207,002,968
MDI (kw)	704,662

Rs.		
Energy Transfer Charges-GST (ETC-1)	Annx: A	1,629,297,695
General Sales Tax (ETC-1)	Annx: A	274,824,100
Energy Transfer Charges-Non-GST (ETC-2)	Annx: B	6,191,327
Capacity Transfer Charges (CTC)	Annx: B	2,032,342,500
NTDC's Use of System Charges	Annx: C	124,133,258
PMLTC Transmission Service Charges	Annx: D	78,047,766
Market Operations Fee	Annx: E	1,029,511
Sales Tax (MOF)	Annx: E	164,722

Total Transfer Charges	4,146,030,879
-------------------------------	----------------------

DA: As Above



Central Power Purchasing Agency (Guarantee) Limited

A Company of Government of Pakistan



Phone: 051-111-922-772
Fax: 051-9216949
Email: billing@cpa.gov.pk

Chief Financial Officer (CPA-G)
Shaheen Plaza, Plot no. 73-West,
Fazal-e-Haq road, Blue Area,
Islamabad

No: CFO/DGMF(CA&T)/B&R/15753-73

Dated: 15/11/2021

1. Chief Executive Officer (FESCO)
2. Chief Executive Officer (GEPCO)
3. Chief Executive Officer (HESCO)
4. Chief Executive Officer (SEPCO)
5. Chief Executive Officer (IESCO)
6. Chief Executive Officer (LESCO)
7. Chief Executive Officer (MEPCO)
8. Chief Executive Officer (PESCO)
9. Chief Executive Officer (TESCO)
10. Chief Executive Officer (QESCO)


Subject: **TRANSFER CHARGES FOR THE MONTH OF OCTOBER, 2021**

Pursuant to clause 6 of CPA-G commercial code as approved by NEPRA, enclosed herewith, please find summary of transfer charges along with settlement advices and/or invoices, as the case may be, for the month of October 2021 for further necessary action please.

The PMLTC Transmission Service Charges (TSC) have been included in the transfer charges pursuant to NEPRA's determination NEPRA/R/ADG/TRF-533/NTDC-2020 dated 04-Nov-2021.

Further, increase in capacity transfer charges from previous periods is due to differential amount of Neelum Jehlum Hydropower Project claimed after tariff approval by NEPRA.

D.A. (As Above)


Dy: Manager Finance (B&R)

Copy to:-

1. Finance Director, All DISCOs
(FESCO, GEPCO, HESCO, SEPCO, IESCO, LESCO, MEPCO, PESCO, TESCO, QESCO)
2. D.G (CPCC), 610-WAPDA House, Lahore.

Tribal Electric Supply Company (TESCO)
Summary of Transfer Charges
For the month of Oct-2021
(Pursuant to NEPRA Commercial Code SRO 542(1) 2015)

Energy (kWh)	192,332,686
MDI (kw)	717,179

Rs.		
Energy Transfer Charges-GST (ETC-1)	Annex: A	2,162,093,995
Energy Transfer Charges-Non-GST (ETC-2)	Annex: B	(3,541,968)
Capacity Transfer Charges (CTC)	Annex: B	2,759,785,621
NTDC's Use of System Charges	Annex: C	126,338,253
PMLTC Transmission Service Charges (Sep-21 & Oct-21)	Annex: D	128,137,272
Market Operations Fee	Annex: E	1,047,799
General Sales Tax	Annex: A&E	366,822,731

Total Transfer Charges	5,540,683,702
-------------------------------	----------------------

DA: As Above



Central Power Purchasing Agency (Guarantee) Limited

A Company of Government of Pakistan



Phone: 051-111-922-772
Fax: 051-9216949
Email: billing@cpga.gov.pk

Chief Financial Officer (CPGA-G)
Shaheen Plaza, Plot no. 73-West,
Fazal-e-Haq road, Blue Area,
Islamabad

No: CFO/DGMF(CA&T)/B&R/15691-711

Dated: 14/10/2021

1. Chief Executive Officer (FESCO)
2. Chief Executive Officer (GEPCO)
3. Chief Executive Officer (HESCO)
4. Chief Executive Officer (SEPCO)
5. Chief Executive Officer (IESCO)
6. Chief Executive Officer (LESCO)
7. Chief Executive Officer (MEPCO)
8. Chief Executive Officer (PESCO)
9. Chief Executive Officer (TESCO)
10. Chief Executive Officer (QESCO)

Subject: **TRANSFER CHARGES FOR THE MONTH OF SEPTEMBER, 2021**

Pursuant to clause 6 of CPGA-G commercial code as approved by NEPRA, enclosed herewith, please find summary of transfer charges along with settlement advices and/or invoices, as the case may be, for the month of September, 2021 for further necessary action please.

Increase in capacity charges from previous period is due to differential amount of Karachi Nuclear Power Plant (K-2) claimed after tariff approval by NEPRA.

D.A. (As Above)

Dy: Manager Finance (B&R)

Copy to:-

1. Finance Director, All DISCOs
(FESCO, GEPCO, HESCO, SEPCO, IESCO, LESCO, MEPCO, PESCO, TESCO, QESCO)
2. D.G (CPCC), 610-WAPDA House, Lahore.

Tribal Electric Supply Company (TESCO)
Summary of Transfer Charges
For the month of Sep-2021
(Pursuant to NEPRA Commercial Code SRO 542(1) 2015)

Energy (kWh)	184,541,216
MDI (kw)	618,851

		Rs.
Energy Transfer Charges-GST (ETC-1)	Annx: A	1,527,792,250
Energy Transfer Charges-Non-GST (ETC-2)	Annx: B	423,308
Capacity Transfer Charges (CTC)	Annx: B	1,809,635,518
Use of System Charges	Annx: C	109,016,740
Market Operations Fee	Annx: D	144,663
General Sales Tax	Annx: A&D	260,773,486

Total Transfer Charges	3,707,785,965
-------------------------------	----------------------

DA: As Above



Central Power Purchasing Agency (Guarantee) Limited

A Company of Government of Pakistan



Phone: 051-111-922-772
Fax: 051-9216949
Email: billing@cpga.gov.pk

Chief Financial Officer (CPGA-G)
Shaheen Plaza, Plot no. 73-West,
Fazal-e-Haq road, Blue Area,
Islamabad

No: CFO/DGMF(CA&T)/B&R/15558-15578


Dated: 15/09/2021

1. Chief Executive Officer (FESCO)
2. Chief Executive Officer (GEPCO)
3. Chief Executive Officer (HESCO)
4. Chief Executive Officer (SEPCO)
5. Chief Executive Officer (IESCO)
6. Chief Executive Officer (LESCO)
7. Chief Executive Officer (MEPCO)
8. Chief Executive Officer (PESCO)
- 9. Chief Executive Officer (TESCO)
10. Chief Executive Officer (QESCO)

Subject: TRANSFER CHARGES FOR THE MONTH OF AUGUST, 2021

Pursuant to clause 6 of CPGA-G commercial code as approved by NEPRA, enclosed herewith, please find summary of transfer charges along with settlement advices and/or invoices, as the case may be, for the month of August, 2021 for further necessary action please.

D.A. (As Above)


Dy: Manager Finance (B&R)

Copy to:-

1. Finance Director, All DISCOs
(FESCO, GEPCO, HESCO, SEPCO, IESCO, LESCO, MEPCO, PESCO, TESCO, QESCO)
2. D.G (CPCC), 610-WAPDA House, Lahore.

Tribal Electric Supply Company (TESCO)
 Summary of Transfer Charges
 For the month of Aug-2021
 (Pursuant to NEPRA Commercial Code SRO 542(1) 2015)

Energy (kWh)	187,321,654
MDI (kw)	276,086

Rs.		
Energy Transfer Charges-GST (ETC-1)	Annx: A	1,556,327,895
Energy Transfer Charges-Non-GST (ETC-2)	Annx: B	(70,453,899)
Capacity Transfer Charges (CTC)	Annx: B	540,549,932
Use of System Charges	Annx: C	48,635,310
Market Operations Fee	Annx: D	403,362
General Sales Tax	Annx: A&D	264,640,280

Total Transfer Charges	2,340,102,880
------------------------	---------------

DA: As Above

Central Power Purchasing Agency (Guarantee) Limited
A Company of Government of Pakistan



Phone: 051-111-922-772
Fax: 051-9216949
Email: billing@cppa.gov.pk

Chief Financial Officer (CPPA-G)
Shaheen Plaza, Plot no. 73-West,
Fazal-e-Haq road, Blue Area,
Islamabad

Dated: 16/08/2021

No: CFO/DGMF(CA&T)/B&R/15268-88

1. Chief Executive Officer (FESCO)
2. Chief Executive Officer (GEPCO)
3. Chief Executive Officer (HESCO)
4. Chief Executive Officer (SEPCO)
5. Chief Executive Officer (IESCO)
6. Chief Executive Officer (LESCO)
7. Chief Executive Officer (MEPCO)
8. Chief Executive Officer (PESCO)
9. Chief Executive Officer (TESCO)
10. Chief Executive Officer (QESCO)

Subject: **TRANSFER CHARGES FOR THE MONTH OF JULY, 2021**

Pursuant to clause 6 of CPPA-G commercial code as approved by NEPRA, enclosed herewith, please find summary of transfer charges along with settlement advices and/or invoices, as the case may be, for the month of July, 2021 for further necessary action please.

✓
D.A. (As Above)

For
Dy: Manager Finance (B&R)

Copy to:-

1. Finance Director, All DISCOs
(FESCO, GEPCO, HESCO, SEPCO, IESCO, LESCO, MEPCO, PESCO, TESCO, QESCO)
2. D.G (CPCC), 610-WAPDA House, Lahore.

Sl. No.	6370
2	27-8-01
3	
4	
5	
6	
7	
8	
9	
10	
11	
12	
13	
14	
15	
16	
17	
18	
19	
20	

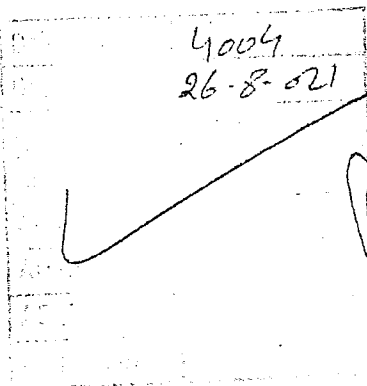
Plot no. 73-West, Fazal-e-Haq road, Blue Area, Islamabad

Phone: 051-111-922-772

Fax: 051-9216949

Email: billing@cppa.gov.pk

27/08/2021



United Electric Supply Company (UESCO)

Summary of Transfer Charges

For the period: A Jul 1/11/1

(Prescribed by Sub PPP Commercial Code SMO 542(1) 2015)

Energy (V.H.)	174,910,103
SPN (V.H.)	274,092

		Rs.
Energy Transfer Charges GST (ITC-1)	Annex: A	1,307,784,232
Energy Transfer Charges GST (ITC-2)	Annex: B	85,452,482
Energy Transfer Charges (CTC)	Annex: B	474,950,667
SPN Transfer Charges	Annex: C	42,224,047
Wholesale Operations Fee	Annex: D	400,448
Customer Service Fee	Annex: A&D	222,387,391

Total Transfer Charges

2,139,259,267

DR: 10/10/11

Central Power Purchasing Agency (Guarantee) Limited

A Company of Government of Pakistan



051-9216948

051-9216949


billing@cpa.gov.pk

Chief Financial Officer (CPA-G)
Shaheen Plaza, Plot no. 73-West,
Fazal-e-Haq road, Blue Area,
Islamabad

TO/DGMR(CA&T)/B&R/1 1073-112

Dated: 26/6/2020

- Chief Executive Officer (FESCO)
- Chief Executive Officer (GEPCO)
- Chief Executive Officer (HESCO)
- Chief Executive Officer (SEPCO)
- Chief Executive Officer (IESCO)
- Chief Executive Officer (LESCO)
- Chief Executive Officer (MEPCO)
- Chief Executive Officer (PESCO)
- Chief Executive Officer (TESCO)
- Chief Executive Officer (QESCO)



DELAYED PAYMENT CHARGES ADVICE FOR THE MONTH OF JULY, 2020

Delayed payment charges advice for the month of July, 2020 is enclosed herewith for payment

As Above)

Dy: Manager Finance (B&R)
CPA-G

Finance Director, All DISCOs

(FESCO, GEPCO, HESCO, SEPCO, IESCO, LESCO, MEPCO, PESCO, TESCO, QESCO)

DM CA

28/7/20

A.D.M.C.A B. & Pan
A.M.C Books & Py
A.E.O
CASHIER
D.No 347
Date 31/8/2020

Shaheen Plaza, Plot no. 73-West, Fazal-e-Haq road, Blue Area, Islamabad

Phone: 051-9216948

Fax: 051-9216949

Central Power Purchasing Agency (Guarantee) Limited

A Company of Government of Pakistan



Delayed Payment Charges Advice

CPPA-NIN: 4401241-1

CPPA-GST No. 3277876113750


Address

Electric Supply Company (TESCO)
Huda House, Shami Road, Peshawar

GST No. 21-00-2716-001-37

Billing Month	July-2020
Advice No	LPS/Jul-20/TESCO
Issue Date	26/08/2020

Description	Amount (Rs.)
Supplemental Charges for June-2020	132,012,591


Dy Manager Finance (Billing & Recovery)

Central Power Purchasing Agency (Guarantee) Limited
A Company of Government of Pakistan



051-9216948

051-9216949


billing@cpa.gov.pk

Chief Financial Officer (CPPA-G)
Shaheen Plaza, Plot no. 73-West,
Fazal-e-Haq road, Blue Area,
Islamabad

Dated: 15/8/2020

TO: DCMF(CA&F)/B&R/ 1825/2020

- Chief Executive Officer (FESCO)
- Chief Executive Officer (GEPCO)
- Chief Executive Officer (HESCO)
- Chief Executive Officer (SEPCO)
- Chief Executive Officer (IESCO)
- Chief Executive Officer (LESCO)
- Chief Executive Officer (MEPCO)
- Chief Executive Officer (PESCO)
- Chief Executive Officer (TESCO)
- Chief Executive Officer (QESCO)



TRANSFER CHARGES FOR THE MONTH OF AUGUST, 2020

Pursuant to clause 6 of CPPA-G commercial code as approved by NEPRA, enclosed herewith, find summary of transfer charges along with settlement advices and/or invoices, as the case may be, for the month of August, 2020 for further necessary action please.

As Above)

Manager Finance (B&R)
CPPA-G

To:-

Finance Director, All DISCOs

(FESCO, GEPCO, HESCO, SEPCO, IESCO, LESCO, MEPCO, PESCO, TESCO, QESCO)

D.G (CPCC), 610-WAPDA House, Lahore.

DMC/A
17/9/2020

Plaza, Plot no. 73-West, Fazal-e-Haq
road, Blue Area, Islamabad

Phone: 051-9216948

Fax: 051-9216949

Page 1 of 1

Tribal Electric Supply Company (TESCO)
Summary of Transfer Charges
 For the month of Aug-2020
 (Pursuant to NEPRA Commercial Code SRO 542(1) 2015)

	178,246,453
	236,861

Energy (kWh)		Rs.
MDI (kw)		
	Annex: A	959,857,951 ✓
	Annex: B	(24,633,094)
	Annex: B	724,149,701 ✓
	Annex: C	41,725,434 ✓
	Annex: D	346,054
	Annex: A&D	163,231,220
Energy Transfer Charges-GST (ETC-1)		
Energy Transfer Charges-Non GST (ETC-2)		
Capacity Transfer Charges (CTC)		
Use of System Charges		
Market Operations Fee		
General Sales Tax		
Total Transfer Charges		1,864,627,266 ✓

DA: As Above

Central Power Purchasing Agency (Guarantee) Limited

A Company of Government of Pakistan



Phone: 051-9216943
Fax: 051-9216949
Email: billing@cpa.gov.pk

Chief Financial Officer (CPA-G)
Shiaheen Plaza, Plot no. 73-West,
Fazal-e-Haq road, Blue Area,
Islamabad

No. CP/COM/CA&T/B&R/11564-23

Dated: 24/09/2020

1. Chief Executive Officer (FESCO)
2. Chief Executive Officer (GEPCO)
3. Chief Executive Officer (HESCO)
4. Chief Executive Officer (SEPCO)
5. Chief Executive Officer (IESCO)
6. Chief Executive Officer (LESCO)
7. Chief Executive Officer (MEPCO)
8. Chief Executive Officer (PESCO)
9. Chief Executive Officer (TESCO)
10. Chief Executive Officer (QESCO)

Subject: DELAYED PAYMENT CHARGES ADVICE FOR THE MONTH OF AUGUST, 2020

Delayed payment charges advice for the month of August, 2020 is enclosed herewith for payment please.

D.A. (As Above)


Dy: Manager Finance (B&R)
CPPA-G

Copy to:-

1. Finance Director, All DISCOs

(FESCO, GEPCO, HESCO, SEPCO, IESCO, LESCO, MEPCO, PESCO, TESCO, QESCO)

AMOUNT B. & P
A. & P
CASHIER
D.No 540
Date 28.8.2020



Shiaheen Plaza, Plot no. 73-West, Fazal-e-Haq road, Blue Area, Islamabad

Phone: 051-9216943



Central Power Purchasing Agency (Guarantee) Limited

A Company of Government of Pakistan



Delayed Payment Charges Advice

CPPA-NTN: 4401241-1

CPPA-GST No. 3277876113750


Name and Address

Tribal Electric Supply Company (TESCO)
Miri Wapda House, Shant Road, Peshawar

GST No 71-00-2710-001-37

Billing Month	August-2020
Advice No	LPS/Aug-20/TESCO
Issue Date	24/09/2020

Description	Amount (Rs.)
Supplemental Charges for Aug-2020	46,976,325


Dy Manager Finance (Billing & Recovery)



Central Power Purchasing Agency (Guarantee) Limited
A Company of Government of Pakistan



Phone: 051-9216948
Fax: 051-9216949
Email: cdlmg@coppa.gov.pk

Chief Financial Officer (CPPA-G)
Shahen Plaza, Plot no. 73-West,
Fazal-e-Haq road, Blue Area,
Islamabad

NO. CPO/AMFICA&T/B&R/ 21162. 82

Dated: 14/10/2020

1. Chief Executive Officer (FESCO)
2. Chief Executive Officer (GEPCO)
3. Chief Executive Officer (HESCO)
4. Chief Executive Officer (SEPCO)
5. Chief Executive Officer (IESCO)
6. Chief Executive Officer (LESCO)
7. Chief Executive Officer (MEPCO)
8. Chief Executive Officer (PESCO)
9. Chief Executive Officer (TESCO)
10. Chief Executive Officer (QESCO)

Subject: **TRANSFER CHARGES FOR THE MONTH OF SEPTEMBER, 2020**

Pursuant to clause 6 of CPPA-G commercial code as approved by NEPRA, enclosed herewith, please find summary of transfer charges along with settlement advices and/or invoices, as the case may be, for the month of September, 2020 for further necessary action please.

D.A. (As Above)


DM (CA)
[Signature]

[Signature]
By: Manager Finance (B&R)
CPPA-G

Copy to:-

1. Finance Director, All DISCOs
(FESCO, GEPCO, HESCO, SEPCO, IESCO, LESCO, MEPCO, PESCO, TESCO, QESCO)
2. D.G (CPCC), 610-WAPDA House, Lahore.

AD. M. A. B. & Pon
A. C. D. R. O. O. K. S. & P. Y.
CASHIER
Date: 21/10/2020



Tribal Electric Supply Company (TESCO)

Summary of Transfer Charges

For the month of Sep-2020

(Pursuant to NEPRA Commercial Code SRO 542(1) 2015)

Energy (kWh)	174,576,784
AID (kw)	245,000

		Rs.
Energy Transfer Charges-GST (ETC-1)	Annex: A	879,577,590
Energy Transfer Charges-Non-GST (ETC-2)	Annex: B	5,690,639
Capacity Transfer Charges (CTC)	Annex: B	337,657,736
Use of System Charges	Annex: C	43,159,200
Market Operations Fee	Annex: D	357,945
General Sales Tax	Annex: A&D	149,585,461

Total Transfer Charges

1,616,028,571 ✓

DA: As Above

A Company of Government of Pakistan



shilling@cpma.gov.pk

Islamabad

СРОЧНОСТЬ И ТИПЫ

Dated: 26/7/2020

1. Chief Executive Officer (PESCO)
2. Chief Executive Officer (POLSCO)
3. Chief Executive Officer (PESCO)
4. Chief Executive Officer (PESCO)
5. Chief Executive Officer (PESCO)
6. Chief Executive Officer (LESCO)
7. Chief Executive Officer (MEPCO)
8. Chief Executive Officer (PESCO)
9. Chief Executive Officer (TESCO)
10. Chief Executive Officer (QESCO)

[illegible]

DECE DELAYED PAYMENT CHARGES ADVICE FOR THE MONTH OF SEPTEMBER, 2020

Delayed payment charges advice for the month of September, 2020 is enclosed herewith for
 your review. Please, contact your account manager if you have any questions or need further
 information.

(As Above)

Dy: Manager Finance (B&R)
CPPA-G

प्र. ७:-

- Finance Director, All DISCOs
(PESCO, GEPCO, HESCO, SEPCO, IESCO, LESCO, MEPCO, PESCO, TESCO, QESCO)

W. C. A. H. & P. H.
W. C. A. H. & P. H.

1998, 1999, 2000, 2001, 2002, 2003, 2004, 2005, 2006, 2007, 2008, 2009, 2010, 2011, 2012, 2013, 2014, 2015, 2016, 2017, 2018, 2019, 2020, 2021, 2022, 2023, 2024, 2025, 2026, 2027, 2028, 2029, 2030, 2031, 2032, 2033, 2034, 2035, 2036, 2037, 2038, 2039, 2040, 2041, 2042, 2043, 2044, 2045, 2046, 2047, 2048, 2049, 2050, 2051, 2052, 2053, 2054, 2055, 2056, 2057, 2058, 2059, 2060, 2061, 2062, 2063, 2064, 2065, 2066, 2067, 2068, 2069, 2070, 2071, 2072, 2073, 2074, 2075, 2076, 2077, 2078, 2079, 2080, 2081, 2082, 2083, 2084, 2085, 2086, 2087, 2088, 2089, 2090, 2091, 2092, 2093, 2094, 2095, 2096, 2097, 2098, 2099, 2100, 2101, 2102, 2103, 2104, 2105, 2106, 2107, 2108, 2109, 2110, 2111, 2112, 2113, 2114, 2115, 2116, 2117, 2118, 2119, 2120, 2121, 2122, 2123, 2124, 2125, 2126, 2127, 2128, 2129, 2130, 2131, 2132, 2133, 2134, 2135, 2136, 2137, 2138, 2139, 2140, 2141, 2142, 2143, 2144, 2145, 2146, 2147, 2148, 2149, 2150, 2151, 2152, 2153, 2154, 2155, 2156, 2157, 2158, 2159, 2160, 2161, 2162, 2163, 2164, 2165, 2166, 2167, 2168, 2169, 2170, 2171, 2172, 2173, 2174, 2175, 2176, 2177, 2178, 2179, 2180, 2181, 2182, 2183, 2184, 2185, 2186, 2187, 2188, 2189, 2190, 2191, 2192, 2193, 2194, 2195, 2196, 2197, 2198, 2199, 2200, 2201, 2202, 2203, 2204, 2205, 2206, 2207, 2208, 2209, 2210, 2211, 2212, 2213, 2214, 2215, 2216, 2217, 2218, 2219, 2220, 2221, 2222, 2223, 2224, 2225, 2226, 2227, 2228, 2229, 2230, 2231, 2232, 2233, 2234, 2235, 2236, 2237, 2238, 2239, 2240, 2241, 2242, 2243, 2244, 2245, 2246, 2247, 2248, 2249, 2250, 2251, 2252, 2253, 2254, 2255, 2256, 2257, 2258, 2259, 2260, 2261, 2262, 2263, 2264, 2265, 2266, 2267, 2268, 2269, 2270, 2271, 2272, 2273, 2274, 2275, 2276, 2277, 2278, 2279, 2280, 2281, 2282, 2283, 2284, 2285, 2286, 2287, 2288, 2289, 2290, 2291, 2292, 2293, 2294, 2295, 2296, 2297, 2298, 2299, 2300, 2301, 2302, 2303, 2304, 2305, 2306, 2307, 2308, 2309, 2310, 2311, 2312, 2313, 2314, 2315, 2316, 2317, 2318, 2319, 2320, 2321, 2322, 2323, 2324, 2325, 2326, 2327, 2328, 2329, 2330, 2331, 2332, 2333, 2334, 2335, 2336, 2337, 2338, 2339, 2340, 2341, 2342, 2343, 2344, 2345, 2346, 2347, 2348, 2349, 2350, 2351, 2352, 2353, 2354, 2355, 2356, 2357, 2358, 2359, 2360, 2361, 2362, 2363, 2364, 2365, 2366, 2367, 2368, 2369, 2370, 2371, 2372, 2373, 2374, 2375, 2376, 2377, 2378, 2379, 2380, 2381, 2382, 2383, 2384, 2385, 2386, 2387, 2388, 2389, 2390, 2391, 2392, 2393, 2394, 2395, 2396, 2397, 2398, 2399, 2400, 2401, 2402, 2403, 2404, 2405, 2406, 2407, 2408, 2409, 2410, 2411, 2412, 2413, 2414, 2415, 2416, 2417, 2418, 2419, 2420, 2421, 2422, 2423, 2424, 2425, 2426, 2427, 2428, 2429, 2430, 2431, 2432, 2433, 2434, 2435, 2436, 2437, 2438, 2439, 2440, 2441, 2442, 2443, 2444, 2445, 2446, 2447, 2448, 2449, 2450, 2451, 2452, 2453, 2454, 2455, 2456, 2457, 2458, 2459, 2460, 2461, 2462, 2463, 2464, 2465, 2466, 2467, 2468, 2469, 2470, 2471, 2472, 2473, 2474, 2475, 2476, 2477, 2478, 2479, 2480, 2481, 2482, 2483, 2484, 2485, 2486, 2487, 2488, 2489, 2490, 2491, 2492, 2493, 2494, 2495, 2496, 2497, 2498, 2499, 2500, 2501, 2502, 2503, 2504, 2505, 2506, 2507, 2508, 2509, 2510, 2511, 2512, 2513, 2514, 2515, 2516, 2517, 2518, 2519, 2520, 2521, 2522, 2523, 2524, 2525, 2526, 2527, 2528, 2529, 2530, 2531, 2532, 2533, 2534, 2535, 2536, 2537, 2538, 2539, 2540, 2541, 2542, 2543, 2544, 2545, 2546, 2547, 2548, 2549, 2550, 2551, 2552, 2553, 2554, 2555, 2556, 2557, 2558, 2559, 2560, 2561, 2562, 2563, 2564, 2565, 2566, 2567, 2568, 2569, 2570, 2571, 2572, 2573, 2574, 2575, 2576, 2577, 2578, 2579, 2580, 2581, 2582, 2583, 2584, 2585, 2586, 2587, 2588, 2589, 2590, 2591, 2592, 2593, 2594, 2595, 2596, 2597, 2598, 2599, 2600, 2601, 2602, 2603, 2604, 2605, 2606, 2607, 2608, 2609, 2610, 2611, 2612, 2613, 2614, 2615, 2616, 2617, 2618, 2619, 2620, 2621, 2622, 2623, 2624, 2625, 2626, 2627, 2628, 2629, 2630, 2631, 2632, 2633, 2634, 2635, 2636, 2637, 2638, 2639, 2640, 2641, 2642, 2643, 2644, 2645, 2646, 2647, 2648, 2649, 2650, 2651, 2652, 2653, 2654, 2655, 2656, 2657, 2658, 2659, 2660, 2661, 2662, 2663, 2664, 2665, 2666, 2667, 2668, 2669, 2670, 2671, 2672, 2673, 2674, 2675, 2676, 2677, 2678, 2679, 26

830
1644-082

16-4-022

Green Plaza, Plot no. 73-West, Fazal-e-
Hag road, Blue Area, Islamabad

Phone 503-821-6548

Central Power Purchasing Agency (Guarantee) Limited
A Company of Government of Pakistan



Delayed Payment Charges Advice

CPPA-NTN: 4401241-J
CPPA-GST No. 3277876113750


Name and Address

Libal Electric Supply Company (TESCO)
1st Wapda House, Shami Road, Peshawar

GST No. 21-09-2716-01-17

Billing Month	September-2020
Advice No	LPS/Sep-20/TESCO
Issue Date	28/10/2020

Description	Amount (Rs.)
Supplemental Charges for September-2020	79,963,586


By Manager Finance (Billing & Recovery)

Central Power Purchasing Agency (CPPA-G) Limited

A Company of Government of Pakistan



Chief Executive Officer (CPPA-G)
Sheer-ul-Huda, Planning & Admin.
15211, Ring Road, Blue Area
Islamabad

15211, Ring Road, Blue Area
Islamabad

Dated: 23 Nov 2020

CP/PP/COM/CA/ B&R/23650-20

1. Chief Executive Officer (HESCO)
2. Chief Executive Officer (GEPCO)
3. Chief Executive Officer (HESCO)
4. Chief Executive Officer (SEPCO)
5. Chief Executive Officer (IESCO)
6. Chief Executive Officer (LESCO)
7. Chief Executive Officer (MEPCO)
8. Chief Executive Officer (PESCO)
9. Chief Executive Officer (TESCO)
10. Chief Executive Officer (QESCO)

Subject: TRANSFER CHARGES FOR THE MONTH OF OCTOBER, 2020

Pursuant to clause 6 of CPPA-G commercial code as approved by NEPRA, enclosed herewith, please find summary of transfer charges along with settlement advices and/or invoices, as the case may be, for the month of October, 2020 for further necessary action please.

(As per above)

Dy: Manager Finance (B&R)
CPPA-G

Copy to:-

1. Finance Director, All DISCOs
(HESCO, GEPCO, HESCO, SEPCO, IESCO, LESCO, MEPCO, PESCO, TESCO, QESCO)
2. D.G (CPCC), 610-WAPDA House, Lahore.

Diary No.	569
Date:	21/11/20
OE (Dev)	
DE (CM&C)	
DE (HRI)	
DE (IS)	
DE (F&S)	
DE (E&S)	
DE (M)	
DE (QA)	
DE (I&M)	
DE (S)	

15211, Ring Road, Blue Area
Islamabad

15211, Ring Road, Blue Area
Islamabad

15211, Ring Road, Blue Area
Islamabad

15211, Ring Road, Blue Area
Islamabad

15211, Ring Road, Blue Area
Islamabad

15211, Ring Road, Blue Area
Islamabad

15211, Ring Road, Blue Area
Islamabad

15211, Ring Road, Blue Area
Islamabad

15211, Ring Road, Blue Area
Islamabad

15211, Ring Road, Blue Area
Islamabad

15211, Ring Road, Blue Area
Islamabad

15211, Ring Road, Blue Area
Islamabad

15211, Ring Road, Blue Area
Islamabad

15211, Ring Road, Blue Area
Islamabad

15211, Ring Road, Blue Area
Islamabad

15211, Ring Road, Blue Area
Islamabad

15211, Ring Road, Blue Area
Islamabad

Tribal Electric Supply Company (TESCO)
Summary of Transfer Charges
 For the month of Oct-2020
 (Pursuant to NEPRA Commercial Code SRO 542(1) 2015)

Energy (kWh)	194,586,141
MD: (kw)	304,502

		Rs.
Energy Transfer Charges-GST (ETC-1)	Annx: A	1,004,947,155
Energy Transfer Charges-Non-GST (ETC-2)	Annx: B	(38,468,296)
Capacity Transfer Charges (CTC)	Annx: B	608,087,479
Use of System Charges	Annx: C	53,641,072
Market Operations Fee	Annx: D	444,877
General Sales Tax	Annx: A&D	170,912,197

Total Transfer Charges	1,799,564,485
-------------------------------	----------------------

DA: As Above

Central Power Purchasing Agency (Guarantee) Limited

Company of Government of Pakistan

051401608

431 02:4949

100-443887-100

Chief Financial Officer (CFOA-C)

Shahen Plaza, Plot no. 73-West.

Fazal-e-Haq road, Blue Area.

Islamabad

REF ID: A64548

Dated: 9/9/2020

1. Chief Executive Officer (PESCO)
2. Chief Executive Officer (GUPCO)
3. Chief Executive Officer (HESCO)
4. Chief Executive Officer (SHEPCO)
5. Chief Executive Officer (TESCO)
6. Chief Executive Officer (LESCO)
7. Chief Executive Officer (MEPCO)
8. Chief Executive Officer (PESCO)
9. Chief Executive Officer (TESCO)
10. Chief Executive Officer (GUPCO)

Subject: TRANSFER CHARGES FOR THE MONTH OF NOVEMBER, 2020

Pursuant to clause 6 of CIPA-2 commercial code as approved by NEPRA, enclosed herewith, please find summary of transfer charges along with settlement advices and/or invoices, as the case may be, for the month of November, 2020 for further necessary action please.

A. (As Above)

Dy. Manager Finance (P&R)
CPPA-G

Copy to:-

1. Finance Director, All DISCOs
(FESCO, GEPCO, HESCO, SEPCO, IESCO, LESCO, MEPCO, PESCO, TESCO, QESCO)

Diary No.	5714
Date:	28-12-20
GE (Govt)	(1)
DIC/LAIZO	
DC (M)	
DE (S)	
LA (M) (CSC)	
LA (M) (Cons)	(2)
LA (M)	
LA (M) (Flag)	
OD (Auto)	Phone Unit
APG	

Dairy No.	1171
Date	28-10-62
AD #1	
AD #2	
AD TAD	
AD Burens	
AD #3	

Plaza, Plot no. 73-West, Fazal-e-Baqar
road, Blue Area, Islamabad

Phone: 051-92162487 Fax: 051-92162487

THE TESCO COMPANY (TESCO)
 Statement of Financial Position
 As at 31 March 2015

Group (BVI)	189,817,217
(Net Asset)	314,568

Group (BVI)	860,895,218
Group (BVI)	(7,330,651)
Group (BVI)	858,877,005
Group (BVI)	55,414,299
Group (BVI)	459,584
Group (BVI)	146,425,720

1,914,741,175

Total Financial Charges

DAI 14.4000

A Company of Government of Pakistan

100-443886-10A

Chief Financial Officer (CFO/PA-C)
Abdullah Plaza, Plot no. 71, Wagon
Jagat e Haq road, Blue Area,
Islamabad

SECRET

Dated 12/1/2020

7. Chief Executive Officer (FI-SU-0)
8. Chief Executive Officer (CI-PG-0)
9. Chief Executive Officer (HI-SU-0)
10. Chief Executive Officer (SU-PG-0)
11. Chief Executive Officer (CI-SU-0)
12. Chief Executive Officer (FI-SU-0)
13. Chief Executive Officer (SU-PG-0)
14. Chief Executive Officer (CI-PG-0)
15. Chief Executive Officer (CI-SU-0)

Subject: DELAYED PAYMENT CHARGES ADVICE FOR THE MONTH OF NOVEMBER, 2020

Delayed payment charges advice for the month of November, 2020 is enclosed herewith for payment please

HA As Above

By: Manager Finance (B&R)
CPPA-G

Copy to:

- Finance Director, All DISCOs
(BESCO, GEPSCO, HESCO, SEPCO, IESCO, LESCO, MEPCO, PESCO, TESCO, QESCO)

Diary No.	5715
Date:	28/12/92
CE (Dev)	
DE (CM&O)	
DO (HR)	
DO (SI)	
Dir. (M&C)	
Dir. (M&C) Const.	
APPS	
DM (CA)	
DM (Audit)	
APPS	
Phone	021-6212000

Dairy No.	1170
Date	28-12-20
AD (Payment)	
AD (Balance)	✓
AD (Tax)	
AD (Budget)	
AD (Bank)	
AD (Cash)	

Shahen Plaza, Plot no. 73-West, Fazal-e-
Hag road, Blue Area, Islamabad

Phone: 051-9216016 Fax: 051-9216019 E-mail: info@qyba.gov.pk



Central Power Purchasing Agency (Guarantee) Limited

A Company of Government of Pakistan



Delayed Payment Charges Advice

CPPA-NTN: 4401241-1

CPPA-GST No. 3277876113750


Name and Address

Tribal Electric Supply Company (TESCO)
Mini Wanda House, Sharni Road, Peshawar

GST No. 31-00-2716-001-37

Billing Month	November-2020
Advice No	LPS/Nov-20/TESCO
Issue Date	15/12/2020

Description	Amount (Rs.)
Supplemental Charges for November-2020	68,296,176


Dy Manager Finance (Billing & Recovery)

Central Power Purchasing Agency (Guarantee) Limited

A Company of Government of Pakistan



051-9216948

051-9216949

billing@cpa.gov.pk

Chief Financial Officer (CPA-G)

Shaheen Plaza, Plot no. 73-West,

Fazal-e-Haq road, Blue Area,

Islamabad

CPA/CPM(CA&T)/B&R/

785-804

Dated: 14/12/2020

Chief Executive Officer (FESCO)

Chief Executive Officer (GEPCO)

Chief Executive Officer (HESCO)

Chief Executive Officer (SEPCO)

Chief Executive Officer (IESCO)

Chief Executive Officer (LESCO)

Chief Executive Officer (MEPCO)

Chief Executive Officer (PESCO)

Chief Executive Officer (TESCO)

Chief Executive Officer (QESCO)

TRANSFER CHARGES FOR THE MONTH OF DECEMBER, 2020

Pursuant to clause 6 of CPA-G commercial code as approved by NEPRA, enclosed herewith, we find summary of transfer charges along with settlement advices and/or invoices, as the case may be, for the month of December, 2020 for further necessary action please.

(As Above)

By: Manager Finance (B&R)
CPA-G

To:-

Finance Director, All DISCOs

(FESCO, GEPCO, HESCO, SEPCO, IESCO, LESCO, MEPCO, PESCO, TESCO, QESCO)

D.G (CPCC), 610-WAPDA House, Lahore.

13
24/12/20

Shaheen Plaza, Plot no. 73-West, Fazal-e-Haq
road, Blue Area, Islamabad

Phone: 051-9216948

Fax: 051-9216949

Email: billing@cpa.gov.pk

Tribal Electric Supply Company (TESCO)
 Summary of Transfer Charges
 For the month of Dec-2020
 (Pursuant to NEPRA Commercial Code SRO 542(1) 2015)

Energy (kWh)	196,874,057
MOI (kw)	325,753

		Rs.	
Energy Transfer Charges-GST (ETC-1)	Annex: A	✓ 1,305,885,205	✓
Energy Transfer Charges-Non-GST (ETC-2)	Annex: B	✓ (50,301,044)	✓
Capacity Transfer Charges (CTC)	Annex: B	✓ 768,022,407	✓
Use of System Charges	Annex: C	✓ 57,384,648	
Market Operations Fee	Annex: D	475,925	
General Sales Tax	Annex: A&D	✓ 222,076,633	✓

Total Transfer Charges

2,303,543,774

DA: As Above



Chief Financial Officer (CPPA-G)
Shaheen Plaza, Plot no. 73-West,
Fazal-e-Haq road, Blue Area,
Islamabad

Dated: 12/2/2021

- Subject: DELAYED PAYMENT CHARGES ADVICE FOR THE MONTH OF DECEMBER, 2020

1A. (As Above)

copy to:-

- (TESCO, GEPCO, HESCO, SEPCO, IESCO, LESCO, MEPCO, PESCO, JESCO, OESCO)

	PESLU
	2//
	18-9 301
	/

Dairy No.	167
Date	11-1-02
Lot	
AD	
AE	
AD (G)	
AE	
AE (G)	

Green Plaza, Plot no. 73-West, Fazal-e-
Maq road, Blue Area, Islamabad

Phone: 051 9216948



Central Power Purchasing Agency (Guarantee) Limited

A Company of Government of Pakistan



Delayed Payment Charges Advice

CPPA-NTN: 4401244-1

CPPA-GST No. 3277876113750


Name and Address

Tribal Electric Supply Company (TESCO)
Mini Wapda House, Shams Road, Peshawar

GST No. 21-00-2718-001-37

Billing Month	December-2020
Advice No	LPS/Dec-20/TESCO
Issue Date	14/01/2021

Description	Amount (Rs.)
Supplemental Charges for December-2020	121,128,544


Dy Manager Finance (Billing & Recovery)



Central Power Purchasing Agency (Guarantee) Limited

A Company of Government of Pakistan



Phone: 351-1111-922-772
Fax: 351-9216949
Email: billing@cpa.gov.pk

Chief Financial Officer (CPGA-G)
Shahreen Plaza, Plot no. 73-West,
Fazal-e-Haq road, Blue Area,
Islamabad

No. CTD/DGMF(CA&T)/B&R/2715-25

Dated: 15/02/2021

1. Chief Executive Officer (FESCO)
2. Chief Executive Officer (GEPCO)
3. Chief Executive Officer (HESCO)
4. Chief Executive Officer (SEPCO)
5. Chief Executive Officer (IESCO)
6. Chief Executive Officer (LESCO)
7. Chief Executive Officer (MEPCO)
8. Chief Executive Officer (PESCO)
9. Chief Executive Officer (TESCO)
10. Chief Executive Officer (QESCO)

Subject: TRANSFER CHARGES FOR THE MONTH OF JANUARY, 2021

Pursuant to clause 6 of CPPA-G commercial code as approved by NEPRA, enclosed herewith, please find summary of transfer charges along with settlement advices and/or invoices, as the case may be, for the month of January, 2021 for further necessary action please.

D.A. (As Above)

Dy: Manager Finance (B&R)

Copy to:-

1. Finance Director, All DISCOs
(FESCO, GEPCO, HESCO, SEPCO, IESCO, LESCO, MEPCO, PESCO, TESCO, QESCO)
2. D.G (CPCC), 610-WAPDA House, Lahore.

Tribal Electric Supply Company (TESCO)

Summary of Transfer Charges

For the month of Jan-2011

(Pursuant to NEPRA Commercial Code SRO 542(1) 2015)

Energy (kwh)	199,087,458
MDI (kwh)	342,441

Rs.		
Energy Transfer Charges-GST (ETC-1)	Annex: A	1,399,603,978
Energy Transfer Charges-Non-GST (ETC-2)	Annex: B	11,905,632
Capacity Transfer Charges (CTC)	Annex: B	864,554,543
Use of System Charges	Annex: C	60,324,407
Market Operations Fee	Annex: D	500,306
General Sales Tax	Annex: A&D	238,012,725

Total Transfer Charges

2,574,901,592

DA: As Above

Central Power Purchasing Agency (Guarantee) Limited

A Company of Government of Pakistan



Phone: 051-111-922-777

Fax: 051-9216949

Email: billing@cppa.gov.pk

Chief Financial Officer (CPPA-G)

Shaheen Plaza, Plot no. 73-West,

Fazal-e-Haq road, Blue Area,

Islamabad

CCO.DGMF(CA&T)B&R/ SS 16-35

Dated: 15 / 03 / 2021

1. Chief Executive Officer (PESCO)
2. Chief Executive Officer (GEPCO)
3. Chief Executive Officer (HESCO)
4. Chief Executive Officer (SEPCO)
5. Chief Executive Officer (IESCO)
6. Chief Executive Officer (LESCO)
7. Chief Executive Officer (MEPCO)
8. Chief Executive Officer (PESCO)
9. Chief Executive Officer (TESCO)
10. Chief Executive Officer (QESCO)

Subject: **TRANSFER CHARGES FOR THE MONTH OF FEBRUARY, 2021**

Pursuant to clause 6 of CPPA-G commercial code as approved by NEPRA, enclosed herewith, please find summary of transfer charges along with settlement advices and/or invoices, as the case may be, for the month of February, 2021 for further necessary action please.

C. (As Above)

Dy: Manager Finance (B&R)

To:-

1. Finance Director, All DISCOs
(FESCO, GEPCO, HESCO, SEPCO, IESCO, LESCO, MEPCO, PESCO, TESCO, QESCO)
2. D.G (CPCC), 610-WAPDA House, Lahore

Date	15/03/2021
By	
For	
Signature	
Stamp	

Tribal Electric Supply Company (TESCO)
Summary of Transfer Charges
For the month of Feb-2021
(Pursuant to NEPRA Commercial Code SRO 542(1) 2015)

Energy (kWh)	178,242,321
MDI (kw)	305,617

		Rs.	
Energy Transfer Charges-GST (ETC-1)	Annex: A	1,010,746,496	✓
Energy Transfer Charges-Non-GST (ETC-2)	Annex: B	(22,505,264)	✓
Capacity Transfer Charges (CTC)	Annex: B	786,331,864	✓
Use of System Charges	Annex: C	53,837,491	✓
Market Operations Fee	Annex: D	446,506	
General Sales Tax	Annex: A&D	171,898,345	

Total Transfer Charges	2,000,755,439
------------------------	---------------

DA: As Above

A Company of Government of Pakistan



gov.ark

Chief Financial Officer (CFPA-C)
Shahcen Plaza, Plot no. 73-West,
Fazal-e-Haq road, Blue Area,
Islamabad

Dated: 27/3/2021

1. Chief Executive Officer (PESCO)
2. Chief Executive Officer (GLPCO)
3. Chief Executive Officer (HESCO)
4. Chief Executive Officer (SEPCO)
5. Chief Executive Officer (IESCO)
6. Chief Executive Officer (LESCO)
7. Chief Executive Officer (MEPCO)
8. Chief Executive Officer (PESCO)
9. Chief Executive Officer (TESCO)
10. Chief Executive Officer (QESCO)

Subject: DELAYED PAYMENT CHARGES ADVICE FOR THE MONTH OF FEBRUARY, 2021

Delayed payment charges advice for the month of February, 2021 is enclosed herewith for payment.

Case:

AC (As Above)

By: Manager Finance (B&R)

Copy to:-

1. Finance Director, All DISCOs
(FESCO, GEPCO, HESCO, SEPCO, IESCO, LESCO, MEPCO, PESCO, TESCO, QESCO)

1020


24-3-52

Plot No. 73, West, Fazal-e-Haq road, Block
Area, Islamabad



Central Power Purchasing Agency (Guarantee) Limited

A Company of Government of Pakistan



Delayed Payment Charges Advice

CPPA-NTN: 4401241-1

CPPA-GST No. 3277876113750


Name and Address

Libal Electric Supply Company (TESCO)
Haf Wapda House, Shum Road, Peshawar

CPPA-NTN: 4401241-1

Billing Month	February-2021
Advice No	LPS/Feb-21/TESCO
Issue Date	17/03/2021

Description	Amount (Rs.)
Supplemental Charges for February-2021	116,729,370


Dy Manager Finance (Billing & Recovery)

Central Power Purchasing Agency (Guarantee) Limited

A Company of Government of Pakistan



Phone: 051-111-922-772

Fax: 051-9216949

Email: billing@cpa.gov.pk

Chief Financial Officer (CPA-G)
Shahen Plaza, Plot no. 73-West,
Fazal-e-Haq road, Blue Area,
Islamabad

No. CTG/DCM/CA&T/B&R/ 9535-55

Dated: 14 / 04 / 2021

1. Chief Executive Officer (FESCO)
2. Chief Executive Officer (GEPCO)
3. Chief Executive Officer (HESCO)
4. Chief Executive Officer (SEPCO)
5. Chief Executive Officer (IESCO)
6. Chief Executive Officer (LESCO)
7. Chief Executive Officer (MEPCO)
8. Chief Executive Officer (PESCO)
9. Chief Executive Officer (TESCO)
10. Chief Executive Officer (QESCO)

Subject: TRANSFER CHARGES FOR THE MONTH OF MARCH, 2021

Pursuant to clause 6 of CPA-G commercial code as approved by NEPRA, enclosed herewith, please find summary of transfer charges along with settlement advices and/or invoices, as the case may be, for the month of March, 2021 for further necessary action please.

D.A. (As Above)

Dy: Manager Finance (B&R)

Copy to:-

1. Finance Director, All DISCOs
(FESCO, GEPCO, HESCO, SEPCO, IESCO, LESCO, MEPCO, PESCO, TESCO, QESCO)
2. D.G (CPCC), 610-WAPDA House, Lahore.

1580
20.4.21

12.76
18.5.21

Shahen Plaza, Plot no. 73-West, Fazal-e-Haq road, Blue Area, Islamabad

Tribal Electric Supply Company (TESCO)
Summary of Transfer Charges
For the month of Mar-2021
(Pursuant to NEPRA Commercial Code SRO 542(1) 2015)

Energy (kWh)	190,938,423
MDI (kw)	308,342

Rs.		
Energy Transfer Charges-GST (ETC-1)	Annex: A	1,279,520,895
Energy Transfer Charges-Non-GST (ETC-2)	Annex: B	(4,921,495)
Capacity Transfer Charges (CTC)	Annex: B	623,010,452
Use of System Charges	Annex: C	54,317,527
Market Operations Fee	Annex: D	450,488
General Sales Tax	Annex: A&D	217,590,630

Total Transfer Charges	<u>2,169,968,497</u>
------------------------	----------------------

DA: As Above

A Company of Government of Pakistan



Phone: 951-11-922-772

Fax: 051-9216939

Email: billings@cppa.gov.pk

Chief Financial Officer (CPPA-G)

Shaheen Plaza, Plot no. 73-West,

Fazal-c-Haq road, Blue Area.

Islamabad

N. CHANDRASEKHAR & J. E. BRILL

Dated: 24-2-2021

1. Chief Executive Officer (FIBSCO)
2. Chief Executive Officer (GIPSCO)
3. Chief Executive Officer (HESCO)
4. Chief Executive Officer (SEPCO)
5. Chief Executive Officer (ILSCO)
6. Chief Executive Officer (LESCO)
7. Chief Executive Officer (MEPCO)
8. Chief Executive Officer (PESCO)
9. Chief Executive Officer (TESCO)
10. Chief Executive Officer (QESCO)

Subject: DELAYED PAYMENT CHARGES ADVICE FOR THE MONTH OF MARCH, 2021

Delayed payment charges advice for the month of March, 2021 is enclosed herewith for payment
please.

D.A. (As Above)

Dy: Manager Finance (B&R)

Copy to:-

1. Finance Director, All DISCOs
(FESCO, GEPCO, HESCO, SEPCO, IESCO, LESCO, MEPCO, PBSCO, TESCO, OESCO)

[illegible]

Sultan Plaza, Plot no. 73, West, Faisalabad road, 13th
Islamabad

POSTSCRIPT



Central Power Purchasing Agency (Guarantee) Limited

A Company of Government of Pakistan



Delayed Payment Charges Advice

CPPA-NTN: 4401241-1

CPPA-GST No. 3277876113750

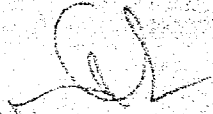
Name and Address

Tribal Electric Supply Company (TESCO)
Mini Wapla House, Sami Road, Peshawar

GST No. 21-09-2216-091-07

Billing Month	March-2021
Advice No	LPS/Mar-21/TESCO
Issue Date	14/04/2021

Description	Amount (Rs.)
Supplemental Charges for March-2021	49,028,172


Dy Manager Finance (Billing & Recovery)



Central Power Purchasing Agency (Guarantee) Limited
A Company of Government of Pakistan



Phone: 051-111-922-772

Fax: 051-9216949

Email: billing@cpa.gov.pk

Chief Financial Officer (CPPA-G)
Shaheen Plaza, Plot no. 73-West,
Fazal-e-Haq road, Blue Area,
Islamabad

No: CPD/OGMR(CA&T)/B&R/1044-1064

Dated: 19/05/2021

1. Chief Executive Officer (FESCO)
2. Chief Executive Officer (GEPCO)
3. Chief Executive Officer (HESCO)
4. Chief Executive Officer (SEPCO)
5. Chief Executive Officer (IESCO)
6. Chief Executive Officer (LESCO)
7. Chief Executive Officer (MEPCO)
8. Chief Executive Officer (PESCO)
9. Chief Executive Officer (TESCO)
10. Chief Executive Officer (QESCO)

Subject: TRANSFER CHARGES FOR THE MONTH OF APRIL, 2021

Pursuant to clause 6 of CPPA-G commercial code as approved by NEPRA, enclosed herewith, please find summary of transfer charges along with settlement advices and/or invoices, as the case may be, for the month of April, 2021 for further necessary action please.

D.A. (As Above)


Dy: Manager Finance (B&R)

Copy to:-

1. Finance Director, All DISCOs
(FESCO, GEPCO, HESCO, SEPCO, IESCO, LESCO, MEPCO, PESCO, TESCO, QESCO)
2. D.G (CPCC), 610-WAPDA House, Lahore.

Tribal Electric Supply Company (TESCO)
 Summary of Transfer Charges
 For the month of Apr-2021
 (Pursuant to NEPRA Commercial Code SRC 542(1) 2015)

Energy (kWh)	190,483,837
MDI (kw)	332,572

		Rs.
Energy Transfer Charges-GST (ETC-1)	Annx: A	1,265,013,591
Energy Transfer Charges-Non-GST (ETC-2)	Annx: B	9,692,698
Capacity Transfer Charges (CTC)	Annx: B	653,836,847
Use of System Charges	Annx: C	58,585,884
Market Operations Fee	Annx: D	485,888
General Sales Tax	Annx: A&D	215,130,052
Total Transfer Charges		2,202,744,960

DA: As Above

A Company of Government of Pakistan



051-0310044

General Inquiry: 1000-1000-1000

Shaheen Plaza, Plot no. 73-West,

Fazal-e-Haq road, Blue Area.

Islamabad

NSA RECORDS RELEASE AUTHORITY: 1075-1096

Dated: 31/03/2021

1. Chief Executive Officer (FESCO)
2. Chief Executive Officer (GEPSCO)
3. Chief Executive Officer (HESCO)
4. Chief Executive Officer (SEPCO)
5. Chief Executive Officer (TESCO)
6. Chief Executive Officer (LESCO)
7. Chief Executive Officer (MEPCO)
8. Chief Executive Officer (PESCO)
9. Chief Executive Officer (TESCO)
10. Chief Executive Officer (QESCO)

Subject: DELAYED PAYMENT CHARGES ADVICE FOR THE MONTH OF APRIL, 2021

Delayed payment charges advice for the month of April, 2021 is enclosed herewith for payment.

(D.A. (As Above))

Dy: Manager Finance (B&R)

Copy 101-

1. Finance Director, All DISCOs

(FESCO, GEPCO, HESCO, SEPCO, IESCO, LESCO, MEPCO, PESCO, TESCO, QESCO)

- 2 D.G CPCC 610-WAPDA House Lahore.

2134
6.6.57

[Handwritten signatures and initials are visible over the typed text.]

2058
7-6-02

73-West, Fazal-e-Haq road, Blue
Area, Islamabad

Phone 951-691-9211

THE UNIVERSITY OF CHICAGO

4/10 Graphite 1520 pl

Central Power Purchasing Agency (Guarantee) Limited

A Company of Government of Pakistan



Delayed Payment Charges Advice

CPPA-NTN: 4401241-1

CPPA-GST No. 3277876113750


Name and Address

Tribal Electric Supply Company (TESCO)
Mial Wapda House, Shami Road, Peshawar

GST No. 3100-2718-001-37

Billing Month	April-2021
Advice No	LPS/Apr-21/TESCO
Issue Date	31/05/2021

Description	Amount (Rs.)
Supplemental Charges for April-2021	75,738,638


Dy Manager Finance (Billing & Recovery)

Central Power Purchasing Agency (Guarantee) Limited
A Company of Government of Pakistan



Phone: 051-111-023-772

Fax: 051-0214949

Email: billing@cpa.gov.pk

Chief Financial Officer (CPA-G)
Shahen Plaza, Plot no. 73-West,
Fazal-e-Haq road, Blue Area,
Islamabad

No: CTO/DGM/CA&I/M&R/L160-1380


Dated: 14/06/2021

1. Chief Executive Officer (FESCO)
2. Chief Executive Officer (GEPSCO)
3. Chief Executive Officer (HESCO)
4. Chief Executive Officer (SEPCO)
5. Chief Executive Officer (IESCO)
6. Chief Executive Officer (LESCO)
7. Chief Executive Officer (MERCO)
8. Chief Executive Officer (PESCO)
9. Chief Executive Officer (TESCO)
10. Chief Executive Officer (QESCO)

Subject: TRANSFER CHARGES FOR THE MONTH OF MAY, 2021

Pursuant to clause 6 of CPPA-G commercial code as approved by NEPRA, enclosed herewith, please find summary of transfer charges along with settlement advices and/or invoices, as the case may be, for the month of May, 2021 for further necessary action please.

D.A. (As Above)


Dy: Manager Finance (B&R)

Copy to:-

1. Finance Director, All DISCOs
(FESCO, GEPSCO, HESCO, SEPCO, IESCO, LESCO, MERCO, PESCO, TESCO, QESCO)
2. D.G (CPCC), 610-WAPDA House, Lahore.

2344
18.6.21

6055
22.6.21

Summary of Transfer Charges
 For the month of May-2021
 (Pursuant to NEPRA Commercial Code SRO 542(1) 2015)

Energy (kWh)	180,776,466
MMB (kWh)	296,710

		Rs.
Energy Transfer Charges-GST (ETC-1)	Annex: A	1,234,404,038
Energy Transfer Charges-Non-GST (ETC-2)	Annex: B	30,646,026
Capacity Transfer Charges (CTC)	Annex: B	515,658,132
Use of System Charges	Annex: C	52,268,434
Market Operations Fee	Annex: D	433,493
General Sales Tax	Annex: A&D	209,516,045

Total Transfer Charges	2,043,328,168
------------------------	---------------

DA: As Above

Central Power Purchasing Agency (Guarantee) Limited

A Company of Government of Pakistan

Phone: 051-111-922-772

Fax: 051-9216949

Email: billing@cpa.gov.pk

Chief Financial Officer (CPA-G)

Shaheen Plaza, Plot no. 73-West,

Fazal-e-Haq road, Blue Area,

Islamabad

No. ETO/DCMF/CA&T/B&R/1387-1406

Dated: 21/06/2021

1. Chief Executive Officer (PESCO)
2. Chief Executive Officer (GEPCO)
3. Chief Executive Officer (HESCO)
4. Chief Executive Officer (SEPCO)
5. Chief Executive Officer (IESCO)
6. Chief Executive Officer (LESCO)
7. Chief Executive Officer (MEPCO)
8. Chief Executive Officer (PESCO)
9. Chief Executive Officer (TESCO)
10. Chief Executive Officer (QESCO)

Subject: DELAYED PAYMENT CHARGES ADVICE FOR THE MONTH OF MAY, 2021

Delayed payment charges advice for the month of May, 2021 is enclosed herewith for payment please.

D.A. (As Above)

Dy: Manager Finance (B&R)

Copy to:-

1. Finance Director, All DISCOs

(FESCO, GEPCO, HESCO, SEPCO, IESCO, LESCO, MEPCO, PESCO, TESCO, QESCO)

2425

246571

Central Power Purchasing Agency (Guarantee) Limited

A Company of Government of Pakistan



Delayed Payment Charges Advice

CPPA-NTN: 4401241-1

CPPA-GST No. 3277876113750


Name and Address

Tribal Electric Supply Company (TESCO),
Mini Wapda House, Miami Road, Peshawar

CGP No. 21-06-2716-001-37

Billing Month	May-2021
Advice No	LPS/May-21/TESCO
Issue Date	21/06/2021

Description	Amount (Rs.)
Supplemental Charges for May-2021	78,807,492


Dy Manager Finance (Billing & Recovery)



Central Power Purchasing Agency (Guarantee) Limited

A Company of Government of Pakistan



Phone: 031-111-922-772

Fax: 031-9216940

Email: billing@cpa.gov.pk

Chief Financial Officer (CPA-G)

Shahzeen Plaza, Plot no. 73-West,

Fazal-e-Ilaq road, Blue Area,

Islamabad

Ref: CFO/COM/CA&TMB&P/1720-40

Dated: 14/07/2021

1. Chief Executive Officer (FESCO)
2. Chief Executive Officer (GEPCO)
3. Chief Executive Officer (HESCO)
4. Chief Executive Officer (SEPCO)
5. Chief Executive Officer (IESCO)
6. Chief Executive Officer (LESCO)
7. Chief Executive Officer (MEPCO)
8. Chief Executive Officer (PESCO)
- ✓ 9. Chief Executive Officer (TESCO)
10. Chief Executive Officer (QESCO)

Subject: TRANSFER CHARGES FOR THE MONTH OF JUNE, 2021

Pursuant to clause 6 of CPPA-G commercial code as approved by NEPRA, enclosed herewith, please find summary of transfer charges along with settlement advices and/or invoices, as the case may be, for the month of June, 2021 for further necessary action please.

D.A. (As Above)

By: Manager Finance (B&R)

Copy to:-

1. Finance Director, All DISCOs
(FESCO, GEPCO, HESCO, SEPCO, IESCO, LESCO, MEPCO, PESCO, TESCO, QESCO)
2. D.G (CPCC), 610-WAIPDA, Hingol, Balochistan

Tribal Electric Supply Company (TESCO)
Summary of Transfer Charges
For the month of Jun-2021
(Pursuant to NEPRA Commercial Code SRO 542(1) 2015)

Energy (kWh)	179,589,717
MDI (kw)	278,432

Rs.		
Energy Transfer Charges-GST (ETC-1)	Annex: A	1,323,574,158
Energy Transfer Charges-Non-GST (ETC-2)	Annex: B	(16,537,145)
Capacity Transfer Charges (CTC)	Annex: B	773,660,681
Use of System Charges	Annex: C	49,048,581
Market Operations Fee	Annex: D	406,789
General Sales Tax	Annex: A&D	225,072,693

Total Transfer Charges

2,355,225,757

DA: As Above

Tribal Electric Supply Company (TESCO)
Summary of Transfer Charges
PESCO III

(Pursuant to NEPRA Commercial Code SRO 542(1) 2015)

Energy (kWh)	174,092,593
MDI (kw)	228,192

		Rs.
Energy Transfer Charges-GST (ETC-1)	Annex A	803,587,875
Energy Transfer Charges-Non-GST (ETC-2)	Annex B	3,937,522
Capacity Transfer Charges (CTC)	Annex B	479,179,692
Use of System Charges	Annex C	40,198,303
Market Operations Fee	Annex D	333,389
General Sales Tax	Annex A&D	136,663,281


Total Transfer Charges

1,463,900,062 ✓

DA: As Above

**Supplemental
Charges by
CPPA-G
(Annexure-G1.2)**

Supplemental Charges By CPPA-G Rs.		
Month	FY 2020-21	FY 2021-22
July	132,012,591.00	73,712,057.00
August	46,976,325.00	73,783,136.00
September	79,963,586.00	229,326,900.00
October	139,014,558.00	252,962,387.00
November	68,296,176.00	228,576,711.00
December	121,128,544.00	175,744,879.00
January	73,254,785.00	65,526,288.00
February	116,729,370.00	44,080,968.00
March	49,028,172.00	266,806,127.00
April	75,738,638.00	135,844,220.00
May	78,807,492.00	127,693,780.00
June	141,937,659.00	227,194,036.00
Total	1,122,887,896.00	1,901,251,489.00



Central Power Purchasing Agency (Guarantee) Limited
A Company of Government of Pakistan



Delayed Payment Charges Advice

CPPA-NTN: 4401241-1
CPPA-GST No. 3277876113750

Name and Address

Tribal Electric Supply Company (TESCO)
Mini Wapda House, Shaml Road, Peshawar

GST No 21-00-2716-001-37

Billing Month	June-2022
Advice No	LPS/Jun-22/TESCO
Issue Date	19/07/2022

Description	Amount (Rs.)
Supplemental Charges for June-2022	227,194,036

Add: Manager Finance (Billing)



Central Power Purchasing Agency (Guarantee) Limited

A Company of Government of Pakistan



Delayed Payment Charges Advice

CPPA-NTN: 4401241-1

CPPA-GST No. 3277876113750


Name and Address

Tribal Eleetric Supply Company (TESCO)
Mini Wapda House, Shami Road, Peshawar

GST No 21-00-2716-001-37

Billing Month	May-2022
Advice No	LPS/May-22/TESCO
Issue Date	16/06/2022

Description	Amount (Rs.)
Supplemental Charges for May-2022	127,693,780


Addl: Manager Finance (Billing)



Central Power Purchasing Agency (Guarantee) Limited

A Company of Government of Pakistan



Delayed Payment Charges Advice

CPPA-NTN: 4401241-1

CPPA-GST No. 3177876113750

Name and Address

Federal Electric Supply Company (TESCO)
Mini Wapda House, Shami Road, Peshawar

LINE No: 21400-27167011-17

Billing Month	April 2022
Advice No	CPA-Apr-22-115611
Issue Date	17-05-2022

Description	Amount (Rs.)
Supplemental Charges for Apr-2022	135,844,220

Addl. Manager Finance (Billing & Recovery)



Central Power Purchasing Agency (Guarantee) Limited
A Company of Government of Pakistan



Delayed Payment Charges Advice

CPPA-NTN: 4401241-1
CPPA-GST No. 3277876113750


Name and Address

Tribal Electric Supply Company (TESCO)
Mini Wapda House, Shami Road, Peshawar

GST No 21-00-2716-001-37

Billing Month	February-2022
Advice No	LPS/Feb-22/TESCO
Issue Date	18/03/2022

Description	Amount (Rs.)
Supplemental Charges for February-2022	44,080,968


Dy Manager Finance (Billing & Recovery)



Central Power Purchasing Agency (Guarantee) Limited

A Company of Government of Pakistan



Delayed Payment Charges Advice

CPPA-NIS: 4401241-1

CPPA-GST No. 3277RT6113740


Name and Address

Tribal Electric Supply Company (TESCO)
Miral Wapda House, Sham Road, Peshawar

GST No. 21-00-2716-001-37

Billing Month	January-2022
Advice No.	1PS/Jan-22/TESCO
Issue Date	17/02/22

Description	Amount (Rs.)
Supplemental Charges for January-2022	65,526,288

By 
Manager Finance (Billing & Recovery)



Central Power Purchasing Agency (Guarantee) Limited

A Company of Government of Pakistan



Delayed Payment Charges Advice

CPPA-NTN: 4401241-1

CPPA-GST No. 3277876113750

Name and Address

Tribal Electric Supply Company (TESCO)
Mini Wapda House, Shami Road, Peshawar

GST No 21-00-2716-001-37

Billing Month	December-2021
Advice No	LPS/Dec-21/TESCO
Issue Date	19/01/2022

Description	Amount (Rs.)
Supplemental Charges for December-2021	175,744,879

Dy Manager Finance (Billing & Recovery)



Central Power Purchasing Agency (Guarantee) Limited

A Company of Government of Pakistan



Delayed Payment Charges Advice

CPPA-NTN: 4401241-1
CPPA-GST No. 3277876113750


Name and Address

Tribal Electric Supply Company (TESCO)
Mini Wapda House, Shami Road, Peshawar

GST No 21-00-2716-001-37

Billing Month	November-2021
Advice No	LPS/Nov-21/TESCO
Issue Date	17/12/2021

Description	Amount (Rs.)
Supplemental Charges for November-2021	228,576,711


Dy Manager Finance (Billing & Recovery)



Central Power Purchasing Agency (Guarantee) Limited

A Company of Government of Pakistan



Delayed Payment Charges Advice

CPA-PTN: 4401241-1
CPA GST No. 3277376113750

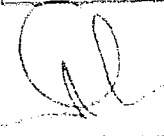
Name and Address

Talbat Electric Supply Company (TESCO)
Atul Wapda House, Strand Road, Peshawar

GST No. 21-00-2716-001-17

Billing Month	October-2021
Advice No.	118/Oct-21/TESCO
Issue Date	22/11/2021

Description	Amount (Rs.)
Supplemental Charges for Oct-2021	252,962,387


By Manager Finance (Billing & Recovery)



Central Power Purchasing Agency (Guarantee) Limited

A Company of Government of Pakistan



Delayed Payment Charges Advice

CPPA-NTN: 4401241-1


CPPA-GST No. 3277876113750

Name and Address

Tribal Electric Supply Company (TESCO) Mini Wapda House, Shami Road, Peshawar
GST No 21-00-2716-001-37

Billing Month	September-2021
Advice No	LPS/Sep-21/TESCO
Issue Date	21/10/2021

Description	Amount (Rs.)
Supplemental Charges for Sep-2021	229,326,900


Dy Manager Finance (Billing & Recovery)

**Central Power Purchasing Agency (Guarantee) Limited**

A Company of Government of Pakistan

**Delayed Payment Charges Advice**

CPPA-NTN: 4401241-1


CPPA-GST No. 3277876113750

Name and Address**Tribal Electric Supply Company (TESCO)**
Mini Wapda House, Shami Road, Peshawar

GST No 21-00-2716-001-37

Billing Month	August-2021
Advice No	1.PS/Aug-21/TESCO
Issue Date	24/09/2021

Description	Amount (Rs.)
Supplemental Charges for Aug-2021	73,783,136


Dy Manager Finance (Billing & Recovery)



Central Power Purchasing Agency (Guarantee) Limited

A Company of Government of Pakistan



Delayed Payment Charges Advice

CPPA-NTN: 4401241-1

CPPA-GST No. 3277876113750


Name and Address

Tribal Electric Supply Company (TESCO)
Mini Wapda House, Shami Road, Peshawar

GST No 21-00-2716-001-37

Billing Month	July-2021
Advice No	LPS/Jul-21/TESCO
Issue Date	20/08/2021

Description	Amount (Rs.)
Supplemental Charges for Jul-2021	73,712,057


Dy Manager Finance (Billing & Recovery)



Central Power Purchasing Agency (Guarantee) Limited

A Company of Government of Pakistan



Delayed Payment Charges Advice

CPPA-NTN: 4401241-1

CPPA-GST No. 3277876113750


Name and Address

Tribal Electric Supply Company (TESCO)
Mini Wapda House, Shami Road, Peshawar

GST No 21-00-2716-001-37

Billing Month	June-2021
Advice No	LPS/Jun-21/TESCO
Issue Date	16/07/2021

Description	Amount (Rs.)
Supplemental Charges for Jun-2021	141,937,659


Dy Manager Finance (Billing & Recovery)

Central Power Purchasing Agency (Guarantee) Limited

A Company of Government of Pakistan



Delayed Payment Charges Advice


CPPA-NTN: 4401241-1
CPPA-GST No. 3277876113750

and Address

Elcetric Supply Company (TESCO)
Wapda House, Shami Road, Peshawar
GST No 21-00-2716-001-17

Billing Month	May-2021
Advice No	LPS/May-21/TESCO
Issue Date	21-06/2021

Description	Amount (Rs.)
Supplemental Charges for May-2021	78,807,492


By Manager Finance (Billing & Recovery)

RECEIVED MAY 10 1961



RECEIVED MAY 10 1961

RECEIVED MAY 10 1961

RECEIVED MAY 10 1961

RECEIVED MAY 10 1961

RECEIVED MAY 10 1961

RECEIVED MAY 10 1961	RECEIVED MAY 10 1961
RECEIVED MAY 10 1961	RECEIVED MAY 10 1961
RECEIVED MAY 10 1961	RECEIVED MAY 10 1961

RECEIVED MAY 10 1961

RECEIVED MAY 10 1961

RECEIVED MAY 10 1961

RECEIVED MAY 10 1961

RECEIVED MAY 10 1961



Central Power Purchasing Agency (Guarantee) Limited
A Company of Government of Pakistan



Delayed Payment Charges Advice

CPPA-NTN: 4401241-1
CPPA-GST No. 3277876113750


Name and Address

Tribal Electric Supply Company (TESCO)
Mini Wapda House, Shami Road, Peshawar

GST No 21-00-2716-001-37

Billing Month	March-2021
Advice No	LPS/Mar-21/TESCO
Issue Date	14/04/2021

Description	Amount (Rs.)
Supplemental Charges for March-2021	49,028,172


Dy Manager Finance (Billing & Recovery)



Central Power Purchasing Agency (Guarantee) Limited

A Company of Government of Pakistan



Delayed Payment Charges Advice

CPPA-NTN: 4401241-1

CPPA-GST No. 3277876113750


Name and Address

Tribal Electric Supply Company (TESCO)
Mini Wapda House, Shami Road, Peshawar

GST No 21-00-2716-001-37

Billing Month	February-2021
Advice No	LPS/Feb-21/TESCO
Issue Date	17/03/2021

Description	Amount (Rs.)
Supplemental Charges for February-2021	116,729,370


Dy Manager Finance (Billing & Recovery)



Central Power Purchasing Agency (Guarantee) Limited

A Company of Government of Pakistan



Delayed Payment Charges Advice

CPPA-NTN: 4401241-1
CPPA-GST No. 3277876113750


Name and Address

Tribal Electric Supply Company (TESCO)
Mini Wapda House, Shami Road, Peshawar

GST No 21-00-2716-001-37

Billing Month	January-2021
Advice No	LPS/Jan-21, TESCO
Issue Date	15-02-2021

Description	Amount (Rs.)
Supplemental Charges for January-2021	73,254,785


Dy Manager Finance (Billing & Recovery)



Central Power Purchasing Agency (Guarantee) Limited

A Company of Government of Pakistan



Delayed Payment Charges Advice

CPPA-NTN: 4401241-1

CPPA-GST No. 3277876113750

Name and Address

Tribal Electric Supply Company (TESCO)
Mini Wapda House, Shami Road, Peshawar

GST No 21-00-2716-001-37

Billing Month	December-2020
Advice No	LPS/Dec-20/TESCO
Issue Date	14/01/2021

Description	Amount (Rs.)
Supplemental Charges for December-2020	121,128,544

Dy Manager Finance (Billing & Recovery)



Central Power Purchasing Agency (Guarantee) Limited

A Company of Government of Karnataka



Delayed Payment Charges Advice

CPA-NTN: 4401345-1

CPA-GST No. 32787613750

Name and Address

Tribal Electric Supply Company (TESCO)
Nim's upda House, Shanti Road, Postnagar

GST No. 24-HL-2716-000-37

Billing Month: November-2023

Invoice No. EPA/Nov-24/23471

Issue Date: 15/12/2023

Description	Amount (Rs.)
Supplemental Charges for November-2023	68,296.376

By Manager Finance Billing & Recovery



Central Power Purchasing Agency (Guarantee) Limited

A Company of Government of Pakistan



Delayed Payment Charges Advice


CPPA-NFN: 4401241-1
CPPA-GST No. 3277876113750

Name and Address

Federal Electric Supply Company (FESCO) Mital Wapda House, Shamil Road, Peshawar
GST No. 21-65-2716-001-37

Billing Month	October-2020
Advice No.	LPN Oct-20/FESCO
Issue Date	13/11/2020

Description	Amount (Rs.)
Supplemental Charges for October-2020	139,014,558


Dy Manager Finance (Billing & Recovery)



Central Power Purchasing Agency (Guarantee) Limited

A Company of Government of Pakistan



Delayed Payment Charges Advice

CPPA-NTN: 4401241-1

CPPA-GST No. 3277876113750

Name and Address

Tribal Electric Supply Company (TESCO)
Mini Wapda House, Shami Road, Peshawar

GST No 21-00-2716-001-37

Billing Month	September-2020
Advice No	LPS/Sep-20/TESCO
Issue Date	28/10/2020

Description	Amount (Rs.)
Supplemental Charges for September-2020	79,963,586

Dy Manager Finance (Billing & Recovery)

Central Power Purchasing Agency (Guarantee) Limited

A Company of Government of Pakistan



Delayed Payment Charges Advice

CPPA MTR. 4401341

CPPA Cst No. 327/8/5114/50


To and Address

Shal Kherke Supply Company (Pvt) Ltd
Inl Wapda House, Shant Road, Peshawar

CNT No 21-00-27/10-001-17

Billing Month	August 2020
Advice To	LPS/Aug-2020/SCC
Issue Date	24/08/2020

Description	Amount (Rs.)
Supplemental Charges for Aug-2020	46,976,325


By Manager Finance (Billing & Recovery)



Central Power Purchasing Agency (Guarantee) Limited

A Company of Government of Pakistan



Delayed Payment Charges Advice

CPPA-NTN: 4401241-1

CPPA-GST No. 3277876113750


Name and Address

Tribal Electric Supply Company (TESCO)
Mini Wapda House, Shami Road, Peshawar

GST No 21-00-2716-001-37

Billing Month	July-2020
Advice No	LPS/Jul-20/TESCO
Issue Date	26/08/2020

Description	Amount (Rs.)
Supplemental Charges for June-2020	132,012,591


Dy Manager Finance (Billing & Recovery)



Central Power Purchasing Agency (Guarantee) Limited

A Company of Government of Pakistan



Delayed Payment Charges Advice

CPPA-NTN: 4401241-1

CPPA-GST No. 3277876113750


Name and Address

Tribal Electric Supply Company (TESCO)
Mini Wapda House, Shami Road, Peshawar

GST No 21-00-2716-001-37

Billing Month	March-2022
Advice No	LPS/Mar-22/TESCO
Issue Date	16/04/2022

Description	Amount (Rs.)
Supplemental Charges for March-2022	266,806,127


Dy Manager Finance (Billing & Recovery)

PHPL Markup by CPPA-G (Annexure-G1.3)



SUBJECT: PAYMENT OF 2nd INSTALLMENT OF MARK UP FOR THE PERIOD 21.11.2020 TO 20.05.2021 IN RESPECT OF PKR 41.00 BILLION SYNDICATED TERM FINANCE FACILITY FOR POWER HOLDING LIMITED

Ref: MoE (Power Wing) letter No.PF-05(06)2012 dated.22 Apr-2021.

JC letter received from MoE (Power Wing) vide a letter of PHPL bearing No.PHPL/41/AB1/17, dated.21st Apr-2021 vide which CFO PHPL has requested J/S (Power Division) to make payment of Rs.1,636,686,301/- on account of 2nd Installment of Mark Up for the period 21.11.2020 to 20.05.2021 in respect of Rs.41 Billion syndicated Term Finance facility (STFF) through CPPA.

FO CPPA has approved the amount of Rs.1,636,686,301/- (copy enclosed) for release of above said payment in respect of subject loan facility and the same will be adjusted against revenue of respective DISCOs and would be allocated to DISCOs based on receivables from DISCOs as on 31st May 2021 worked out as under:

NAME OF DISCOs	DUE FROM PRICIPAL AS ON 31 MAY-2021	%AGE	TOTAL ALLOCATION
FESCO	142,826,013,726	5.00	89,001,420
GEPCO	53,629,578,266	1.66	33,419,043
HESCO	373,895,982,292	14.70	232,991,684
IESCO	153,762,095,871	5.67	95,816,193
LESCO	283,319,595,719	10.24	176,549,396
MEPCO	222,262,884,853	7.89	138,502,167
PESCO	525,103,131,014	20.50	327,215,773
QESCO	511,365,084,423	20.23	318,654,968
SEPCO	328,544,654,773	12.93	204,731,198
TESCO	31,781,420,743	1.19	19,804,457
TOTAL	2,626,490,441,680	100.00	1,636,686,301

mitted for approval please.

[Signature]
06/07/2021




Sub: PAYMENT OF 1st INSTALLMENT OF MARK UP FOR THE PERIOD 21.05.2020 TO 20.11.2020 IN RESPECT OF PKR 41.00 BILLION SYNDICATED TERM FINANCE FACILITY FOR POWER HOLDING LIMITED

Ref: MoE (Power Division) letter No.05(06-PHPL)/12 dated.18 Nov-2020.

1. PUC letter received from MoE (Power Wing) vide a letter of PHPL bearing No.PHPL/41/ABU/17, dated.3rd Nov-2020 has been enclosed vide which CFO PHPL has requested J/S (Power Division) to make payment of Rs.1,775,423,562/- on account of 1st installment of Markup in respect of Rs.41 Billion syndicated Term Finance facility (STFF) through CPPA.
2. CFO CPPA has approved the amount of Rs.1,775,423,562/- (copy enclosed) Rs.43,246,574/ has been paid upto 30th Nov-2020 and the remaining amount of Rs. 1,732,176,988/- by 14th Dec-2020. Total amount of Rs.1,775,423,562/- to be allocated to DISCOs based on receivables from DISCOs as on 30TH Nov 2020 worked out as under:

DISCOs	RECEIVABLES As on 30-Nov-20	%age	Adjustment in Nov-20	Adjustment in Dec-20	TOTAL ALLOCATION
FESCO	129,186,808,439	5%	2,270,925	90,958,519	93,229,444
GEPCO	54,600,362,562	2%	959,799	38,443,307	39,403,105
HESCO	348,631,054,971	14%	6,128,451	245,465,963	251,594,414
IESCO	163,666,501,097	7%	2,877,030	115,235,159	118,112,190
LESCO	242,302,277,140	10%	4,259,338	170,601,445	174,860,783
MEPCO	204,687,561,901	8%	3,598,124	144,117,481	147,715,605
PESCO	505,636,643,402	21%	8,888,392	356,011,272	364,899,664
QESCO	471,087,813,167	19%	8,281,071	331,685,952	339,967,024
SEPCO	306,980,866,857	12%	5,396,298	216,140,682	221,536,980
TESCO	33,401,084,377	1%	587,145	23,517,209	24,104,354
TOTAL	2,460,180,973,913	100%	43,246,574	1,732,176,988	1,775,423,562


18-12-2020
Assistant Manager (Recovery)

Dy: Manager (Recovery)

DGMF (CA&T)

SUB: PAYMENT OF 1st INSTALLMENT OF MARK UP FOR THE PERIOD 21.08.2020 TO 20.11.2020 IN RESPECT OF PKR 41.00 BILLION SYNDICATED TERM FINANCE FACILITY FOR POWER HOLDING LIMITED

Ref: MoE (Power Division) letter No.06(06-PHPL)/12 dated 18 Nov-2020.

1. PHPL letter received from MoE (Power Wing) vide a letter of PHPL bearing No PHPL/41/ABL/17, dated 3rd Nov-2020 has been enclosed vide which CFO PHPL has requested J/S (Power Division) to make payment of Rs.1,775,423,562/- on account of 1st installment of Markup in respect of Rs 41 Billion syndicated Term Finance facility (STFF) through CPPA.
2. CFO CPPA has approved the amount of Rs.1,775,423,562/- (copy enclosed) Rs.43,246,574/ has been paid upto 30th Nov-2020 and the remaining amount of Rs. 1,732,176,988/- by 14th Dec-2020. Total amount of Rs.1,775,423,562/- to be allocated to DISCOs based on receivables from DISCOs as on 30th Nov 2020 worked out as under:

DISCOs	RECEIVABLES As on 30-Nov-20	%age	Adjustment in Nov-20	Adjustment in Dec-20	TOTAL ALLOCATION
FESCO	129,186,808,439	5%	2,270,925	90,958,519	93,229,444
GEPCO	54,600,362,562	2%	959,799	38,443,307	39,403,105
HESCO	348,631,054,971	14%	6,128,451	245,465,963	251,594,414
IESCO	163,666,501,097	7%	2,877,030	115,235,159	118,112,190
LESCO	242,302,277,140	10%	4,259,338	170,601,445	174,860,783
MEPCO	204,687,561,901	8%	3,598,124	144,117,481	147,715,605
PESCO	505,636,643,402	21%	8,888,392	356,011,272	364,899,664
QESCO	471,087,813,167	19%	8,281,071	331,685,952	339,967,024
SEPCO	306,980,866,857	12%	5,396,298	216,140,682	221,536,980
TESCO	33,401,084,377	1%	587,145	23,517,209	24,104,354
TOTAL	2,460,180,973,913	100%	43,246,574	1,732,176,988	1,775,423,562

[Signature]
18-12-2020
Assistant Manager (Recovery)

Dy: Manager (Recovery)

[Signature]
18/12/2020

DGMF (CA&T)

[Signature]




Sub: **PAYMENT OF 3rd INSTALLMENT OF MARK UP FOR THE PERIOD 21-05-2021 TO 20-11-2021 IN RESPECT OF PKR 41.00 BILLION SYNDICATED TERM FINANCE FACILITY FOR POWER HOLDING LIMITED**

Ref: MoE (Power Division) letter No.PF-05(06)/2012 dated 25th October 2021.


1. PUC letter received from MoE (Power Wing) vide a letter of PHPL bearing No. PHL/(41-ABL)/17, dated 25th October 2021 has been enclosed vide which CFO PPL has requested J/S (Power Division) to make payment of **Rs.1,734,086,575/-** on account of 3rd installment of Markup in respect of Rs.41 billion syndicated Term Finance facility (STFF) through CPPA.
2. CFO CPPA has approved the amount of **Rs. 1,734,086,575/-** (Annexure-A) for release of said amount in respect of subject loan facility and the same will be allocated to DISCOs based on payable by market participants representing demand as on 30TH Nov 2021 worked out as under:

Sr. #	DISCO's	Payable by market participants representing demand as on 30-Nov-2021 Rs. in (Thousand) (Annex-B)	Percentage	Allocation in Dec-21
1	FAISALABAD ELECTRIC SUPPLY COMPANY	100,725,478	4%	72,906,290
2	GUJRANWALA ELECTRIC POWER COMPANY	24,149,719	1%	17,479,852
3	HYDERABAD ELECTRIC SUPPLY COMPANY	360,854,596	15%	261,190,816
4	ISLAMABAD ELECTRIC SUPPLY COMPANY	114,222,221	5%	82,675,392
5	LAHORE ELECTRIC SUPPLY COMPANY	266,621,285	11%	192,983,633
6	MULTAN ELECTRIC POWER COMPANY	162,737,494	7%	117,791,319
7	PESHAWAR ELECTRIC SUPPLY COMPANY	490,167,299	20%	354,788,877
8	QUETTA ELECTRIC SUPPLY COMPANY	505,605,158	21%	365,962,982
9	SUKKUR ELECTRIC POWER COMPANY	329,022,857	14%	238,150,628
10	TRIBAL AREAS ELECTRIC SUPPLY COMPANY	41,663,849	2%	30,156,786
TOTAL		2,395,769,956	100%	1,734,086,575

3. Submitted for approval please.


04/01/2022
Assistant Manager (Recovery)

4. Dy: Manager (Recovery)

checked and verified 
#101/2022

Government of Pakistan
Ministry of Energy
(Power Division)
Power Policy and Finance Wing

F. No. 05/06-PHL/2021-22

Islamabad the, 02nd September 2021

Subject: **ADJUSTMENT OF GOP EQUITY IN DISCOS -**

I am directed to refer to the ECC of the Cabinet decision No. ECC-110/14/2015 dated 12-08-15, read with Case No. ECC-70/13/2018 dated 28-08-18 and to convey approval of the Secretary Power Division being permanent 100 % proxyholder of shares of DISCOs for revised re-allocation of GoP equity as per following details:

DISCOs	Rs in Thousands	
	Due from DISCO as principal as on 31st May 2021	Equity Allocation Rs. 4.4 Billion
Faisalabad Electric Supply Company	142,826,014	239,268
Gujranwala Electric Power Company	53,629,578	89,842
Hyderabad Electric Supply Company	373,895,982	626,355
Islamabad Electric Supply Company	153,762,096	257,528
Lahore Electric Supply Company	283,319,596	474,628
Multan Electric Power Company	222,262,885	372,344
Peshawar Electric Supply Company	525,103,131	879,673
Quetta Electric Supply Company	511,365,084	855,659
Sukkur Electric Power Company	328,544,655	550,391
Tribal Areas Electric Supply Company	31,781,421	53,241
TOTAL	2,626,490,442	4,400,000

2. CPPA-G is authorized to issue necessary adjustment in this regard.
3. DISCOs are directed for booking of said releases as GoP Equity in their books of accounts and provide the documentary evidence to CPPA-G at the earliest.
4. This issues with approval of the Federal Secretary Power Division.

(Muhammad Farhan)
Section Officer - P
PH#: 051-9209213

The Chief Executive Officer, CPPA G Islamabad
The Chief Executive Officer, FESCO, Faisalabad.
The Chief Executive Officer, GEPCO, Gujranwala
The Chief Executive Officer, HESCO, Hyderabad
The Chief Executive Officer, IESCO, Islamabad
The Chief Executive Officer, LESCO, Lahore.
The Chief Executive Officer, MEPCO, Multan.
The Chief Executive Officer, PESCO, Peshawar
The Chief Executive Officer, SEPCO, Sukkur.
The Chief Executive Officer, QESCO Quetta
The Chief Executive Officer, TESCO, Peshawar

For Information:

The Secretary, Finance Division, Islamabad (w.r.t letter No. I(17)-CF-1/2018-20(OSI Payment)/821 dated 16-07-2021)

CC:

- PS to Minister for Energy (Power Division).
- PS to Secretary Power Division.
- PS to Additional Secretary (II) Power Division.
- PS to Additional Secretary (I) Power Division.
- PS to Additional Secretary (III) Power Division.
- PS to Joint Secretary (Power Finance), Power Division.

CPPA

Sub: PAYMENT OF 4th INSTALLMENT OF MARK UP FOR THE PERIOD 21.11.2021 TO 20.05.2022 IN RESPECT OF PKR 41.00 BILLION SYNDICATED TERM FINANCE FACILITY FOR POWER HOLDING LIMITED

Ref: MoE (Power Wing) letter No. PF-05(06)2012 dated 27 Apr-2022

1. PUC letter received from MoE (Power Wing) vide a letter of PIPL bearing No. PIPL/41/ABU/17 dated 26th Apr-2021 vide which CEO PIPL has requested I/S (Power Division) to make payment of Rs. 2,004,686,575/- on account of 4th Installment of Mark Up for the period 21.11.2021 to 20.05.2022 in respect of Rs. 41 Billion syndicated Term Finance facility (STFF) through CPPA. Moreover, PIPL has also requested for annual Agency Fee amounting to PKR 1,290,000 for the period 21.03.2021 to 20.05.2022.
2. CEO CPPA has approved the amount of Rs. 2,006,976,575.00/- (Annex-A) for release of above said payment in respect of subject loan facility and the same will be adjusted against revenue of respective DISCOs and would be allocated to DISCOs based on receivables from DISCOs as on 31st May 2022 worked out as under:

DISCOs	Due from Principal As on 31-05-22 (Annex-B)	Mark Up allocation to DISCOs
FESCO	120,874,544,404	91,969,160
GEPCO	48,035,299,961	36,548,359
HESCO	369,649,255,306	281,253,028
IESCO	155,326,995,455	118,182,810
LESCO	307,986,077,921	234,335,700
MEPCO	199,051,269,464	151,451,062
PESCO	521,141,007,637	396,517,738
QESCO	521,793,725,443	397,014,368
SEPCO	335,062,519,439	254,937,206
TESCO	58,837,202,606	44,767,144
TOTAL	2,637,757,897,636	2,006,976,575

3. Submitted for approval please.

Accounts Officer (Recovery)

4. Asstt: Manager (Recovery)

5. Addl: Manager (Recovery)


6. GMF (CA&T) CPPA

gll

checked and verified 26/07/2022

26/07/2022

CPI Report of Dec 2022 (Annexure-H1)



Monthly Review on Price Indices



December, 2022
(Base Year 2015-16)

Government of Pakistan
Ministry of Planning, Development & Special Initiatives
Pakistan Bureau of Statistics
Islamabad

PRICE STATISTICS TEAM

S#	Name	Designation
1.	Dr. Naeem Uz Zafar	Chief Statistician
2.	Syed Ejaz Wasti	Member (National Accounts/Prices)
3.	Dr. Bahrawar Jan	Deputy Director General
4.	Mr. Naseer Ahmad	Director
5.	Dr. Ahtasham Gul	Chief Statistical Officer
6.	Mr. Tauseef ul Hai Khan	Assistant Census Commissioner
7.	Mr. Adnan Shams	Statistical Officer
8.	Mr. Muhammad Mazhar	Statistical Officer
9.	Mr. Shahzad	Statistical Officer
10.	Mr. Umer Farooq	Statistical Assistant
11.	Mr. Ansar Mahmood	Statistical Assistant
12.	Mrs. Madiha Gulfraz	Statistical Assistant
13.	Mrs. Humail Fatima	Statistical Assistant

IT & SOFTWARE TEAM

1.	Mrs. Sobia Munawar	Director (DP)
2.	Mr. Muhammad Ehtesham	Director (DP)
3.	Mr. Arsalan Bashir	Data Processing Officer
4.	Mr. Muhammad Kibria	Data Processing Officer
5.	Mr. Muhammad Irfan Bajwa	Data Processing Assistant

Inflation in Brief

1. **CPI inflation General**, increased to 24.5% on year-on-year basis in Dec 2022 as compared to an increase of 23.8% in the previous month and 12.3% in Dec 2021. On month-on-month basis, it increased to 0.5% in Dec 2022 as compared to an increase of 0.8% in the previous month and with no change in Dec 2021.
2. **CPI inflation Urban**, increased to 21.6% on year-on-year basis in Dec 2022 as compared to an increase of 21.6% in the previous month and 12.7% in Dec 2021. On month-on-month basis, it increased to 0.3% in Dec 2022 as compared to an increase of 0.4% in the previous month and an increase of 0.3% in Dec 2021.
3. **CPI inflation Rural**, increased to 28.8% on year-on-year basis in Dec 2022 as compared to an increase of 27.2% in the previous month and 11.6% in Dec 2021. On month-on-month basis, it increased to 0.7% in Dec 2022 as compared to an increase of 1.3% in the previous month and a decrease of 0.5% in Dec 2021.
4. **SPI inflation** on YoY increased to 27.8% in Dec 2022 as compared to an increase of 27.1% a month earlier and an increase of 20.9% in Dec 2021. On MoM basis, it increased by 0.2% in Dec 2022 as compared to an increase of 6.1% a month earlier and a decrease of 0.4% in Dec 2021.
5. **WPI inflation** on YoY basis increased to 27.1% in Dec 2022 as compared to an increase of 27.7% a month earlier and an increase of 26.2% in Dec 2021. On MoM basis, it decreased by 0.7% in Dec 2022 with no change a month earlier and a decrease of 0.2% in corresponding month i.e. Dec 2021.
6. Figures 1 and 2 show graphically the yearly data of Table 1.a for Urban and Rural CPI while Table 1.1 shows "Period Average" and "YoY" percent changes in indices of three years.

Table 1.a General Inflation (%) (Base 2015-16)																		
PERIOD	CPI														SPI**		WPI	
	General						Food				Non-Food							
	National		Urban		Rural		Urban		Rural		Urban		Rural		YoY	MoM	YoY	MoM
	YoY	MoM	YoY	MoM	YoY	MoM	YoY	MoM	YoY	MoM	YoY	MoM	YoY	MoM	YoY	MoM	YoY	MoM
Mar-21	9.1	0.4	8.7	0.3	9.5	0.5	11.5	1.7	11.1	1.5	7.1	-0.6	8.1	-0.4	18.7	5.7	14.6	3.7
Apr-21	11.1	1.0	11.0	1.3	11.3	0.6	15.7	2.7	14.1	0.9	8.2	0.5	8.9	0.3	21.3	0.4	16.6	-0.4
May-21	10.9	0.1	10.8	0.2	10.9	-0.03	15.3	1.1	12.8	0.2	8.3	-0.3	9.2	-0.3	19.7	0.8	19.4	0.3
Jun-21	9.7	-0.3	9.6	-0.4	9.7	-0.1	11.0	-1.9	9.8	-0.8	8.8	0.5	9.7	0.6	17.6	-0.4	20.9	0.9
Jul-21	8.4	1.3	8.7	1.3	8.0	1.4	9.4	1.5	7.3	1.6	8.2	1.1	8.7	1.2	16.2	1.8	17.3	2.3
Aug-21	8.4	0.6	8.3	0.5	8.4	0.7	10.2	0.5	9.1	0.8	7.2	0.5	7.7	0.6	15.9	0.7	17.1	1.2
Sep-21	9.0	2.1	9.1	2.0	8.8	2.3	10.8	3.6	9.1	3.7	8.1	1.1	8.5	1.0	16.6	2.7	19.6	3.2
Oct-21	9.2	1.9	9.6	1.7	8.7	2.2	9.4	1.5	7.2	2.6	9.7	1.8	10.0	1.9	15.2	2.1	21.2	4.2
Nov-21	11.5	3.0	12.0	2.9	10.9	3.1	11.9	3.9	8.6	3.3	12.0	2.2	13.0	3.0	18.1	3.6	27.0	3.8
Dec-21	12.3	0.0	12.7	0.3	11.6	-0.5	11.7	-2.3	9.0	-3.1	13.4	2.0	14.0	1.9	20.9	-0.4	26.2	-0.2
Jan-22	13.0	0.4	13.0	0.1	12.9	0.9	13.3	-0.8	11.8	0.4	12.8	0.6	13.9	1.4	20.9	-0.8	24.0	0.6
Feb-22	12.2	1.2	11.5	0.9	13.3	1.5	14.3	2.2	14.6	2.6	9.9	0.2	12.2	0.4	18.7	1.3	23.6	1.9
Mar-22	12.7	0.8	11.9	0.7	13.9	1.0	14.5	1.8	15.5	2.3	10.4	-0.1	12.5	-0.2	13.0	0.6	23.8	3.9
Apr-22	13.4	1.6	12.2	1.6	15.1	1.6	15.6	3.7	17.7	2.8	10.2	0.3	12.8	0.5	14.2	1.5	28.1	3.2
May-22	13.8	0.4	12.4	0.3	15.9	0.6	15.5	1.0	19.0	1.3	10.4	-0.1	13.1	0.0	14.1	0.6	29.6	1.4
Jun-22	21.3	6.3	19.8	6.2	23.6	6.6	24.0	5.3	27.0	6.0	17.3	6.8	20.4	7.1	21.7	6.2	38.9	8.2
Jul-22	24.9	4.3	23.6	4.5	26.9	4.2	27.4	4.3	29.6	3.7	21.3	4.6	24.5	4.6	28.2	7.3	38.5	2.0
Aug-22	27.3	2.4	26.2	2.6	28.8	2.2	28.8	1.6	30.2	1.2	24.7	3.3	27.5	3.1	34.0	5.2	41.2	3.1
Sep-22	23.2	-1.2	21.2	-2.1	26.1	0.2	30.8	5.2	32.7	5.7	15.2	-6.6	20.1	-4.9	28.6	-1.4	38.9	1.4
Oct-22	26.6	4.7	24.6	4.5	29.5	5.0	34.7	4.5	37.2	6.1	18.2	4.5	22.4	3.9	24.0	-1.5	32.6	-0.5
Nov-22	23.8	0.8	21.6	0.4	27.2	1.3	29.7	0.0	33.5	0.5	16.4	0.6	21.4	2.1	27.1	6.1	27.7	0.0
Dec-22	24.5	0.5	21.6	0.3	28.8	0.7	32.7	0.0	37.9	0.1	14.8	0.6	20.7	1.4	27.8	0.2	27.1	-0.7

** SPI for quintile 1. Digits 0.0* are due to rounding off.

Core inflation (NFNE)

7. Measured by **non-food non-energy Urban** increased to 14.7% on (YoY) basis in Dec 2022 as compared to an increase of 14.6% in the previous month and 8.3% in Dec, 2021. On (MoM) basis, it increased by 1.2% in Dec, 2022 as compared to an increase of 0.8% in previous month, and an increase of 1.1% in corresponding month of last year i.e. Dec, 2021.
8. Measured by **non-food non-energy Rural** increased to 19.0% on (YoY) basis in Dec, 2022 as compared to an increase of 18.5% in the previous month and 8.9% in Dec, 2021. On (MoM) basis, it increased by 1.5% in Dec, 2022 as compared to an increase of 2.1% in previous month, and an increase of 1.1% in corresponding month of last year i.e. Dec, 2021.

Core inflation (Trimmed)

9. Measured by 20% **weighted trimmed mean Urban** increased to 19.4% on (YoY) basis in Dec, 2022 as compared to 19.8% in the previous month and 10.8% in Dec, 2021. On (MoM) basis, it increased by 0.8% in Dec, 2022 as compared to an increase of 0.5% in the previous month and an increase of 1.1% in corresponding month of last year i.e. Dec, 2021.
10. Measured by 20% **weighted trimmed mean Rural** increased to 26.4% on (YoY) basis in Dec, 2022 as compared to 25.4% in the previous month and by 10.3% in Dec, 2021. On (MoM) basis, it increased to 1.5% in Dec, 2022 as compared to an increase of 1.8% in the previous month and an increase of 1.0% in corresponding month of last year i.e. Dec, 2021.

Table 1.b Core Inflation (%) (Base 2015-16)

Period	NFNE				Trimmed			
	Urban		Rural		Urban		Rural	
	YoY	MoM	YoY	MoM	YoY	MoM	YoY	MoM
Dec-21	8.3	1.1	8.9	1.1	10.8	1.1	10.3	1.0
Jan-22	8.2	0.8	9.0	1.2	10.6	0.5	10.9	1.1
Feb-22	7.8	0.8	9.4	0.9	9.8	0.8	11.3	1.2
Mar-22	8.9	1.2	10.3	1.1	10.5	0.8	11.7	0.8
Apr-22	9.1	1.1	10.9	1.2	10.5	0.9	12.8	0.9
May-22	9.7	0.7	11.5	0.9	10.7	0.8	14.1	1.4
Jun-22	11.5	2.0	13.6	2.3	16.7	3.5	19.1	4.3
Jul-22	12.0	1.2	14.6	1.6	19.1	2.7	21.7	2.7
Aug-22	13.8	1.8	16.5	1.8	21.4	1.7	23.8	1.8
Sep-22	14.4	0.9	17.6	1.4	19.5	1.6	24.4	2.5
Oct-22	14.9	1.3	18.2	1.5	22.0	1.9	26.7	2.7
Nov-22	14.6	0.8	18.5	2.1	19.8	0.5	25.4	1.8
Dec-22	14.7	1.2	19.0	1.5	19.4	0.8	26.4	1.5

Table 1.1 Period Average and Y-o-Y % Change

INDEX	Average July - December % changes			November over December % changes		
	2022-2023	2021-2022	2020-2021	2022-2023	2021-2022	2020-2021
CPI (National)	25.02	9.81	8.63	24.47	12.28	7.97
CPI (Urban)	23.09	10.09	7.31	21.59	12.74	6.97
CPI (Rural)	27.89	9.41	10.63	28.76	11.61	9.49
SPI	28.21	17.17	11.48	27.79	20.86	9.07
WPI	34.10	21.46	4.44	27.11	26.24	5.67

Figure 1: Urban Inflation - YoY, Special Indices

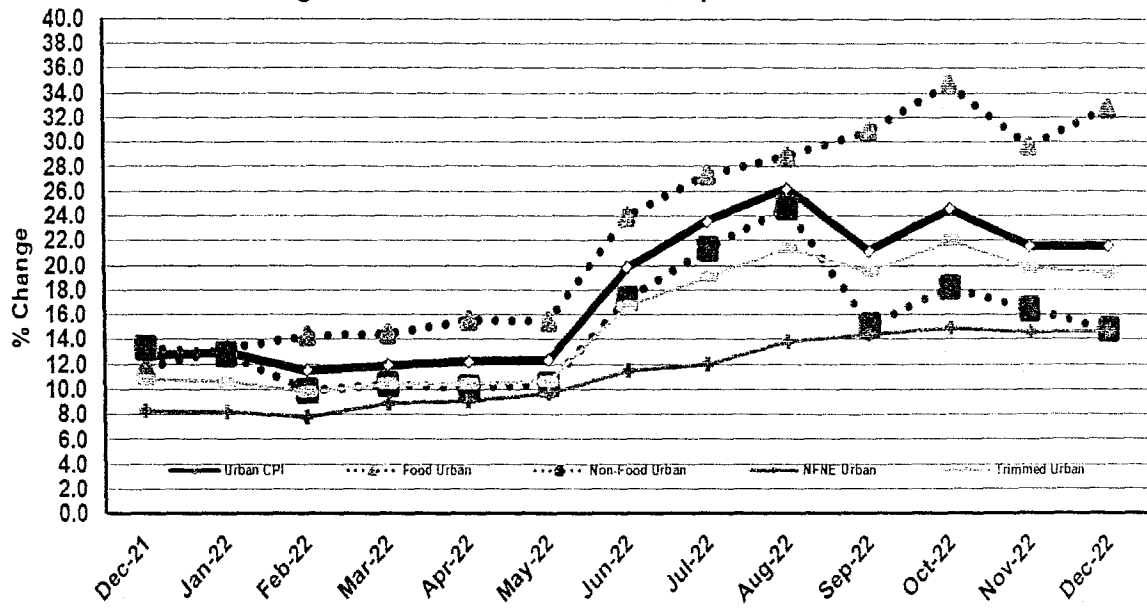
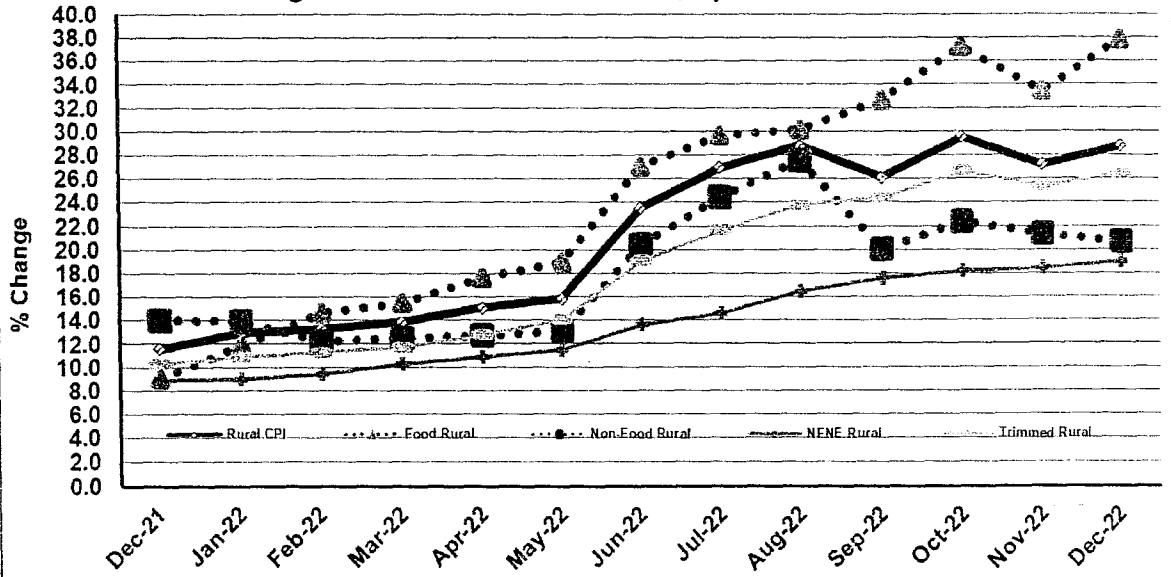


Figure 2: Rural Inflation - YoY, Special Indices



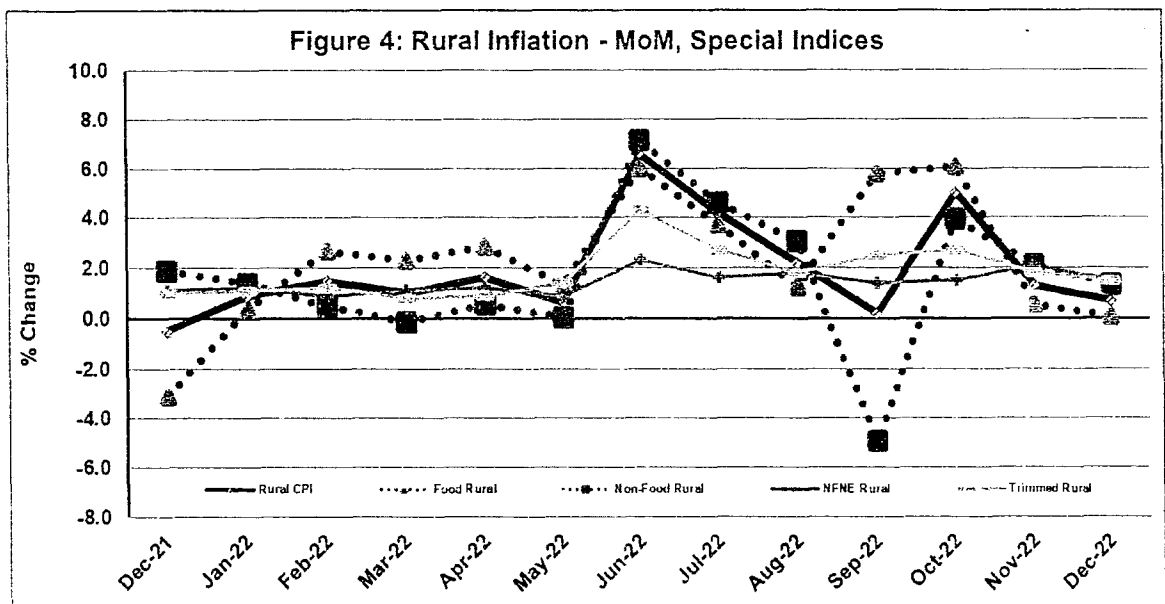
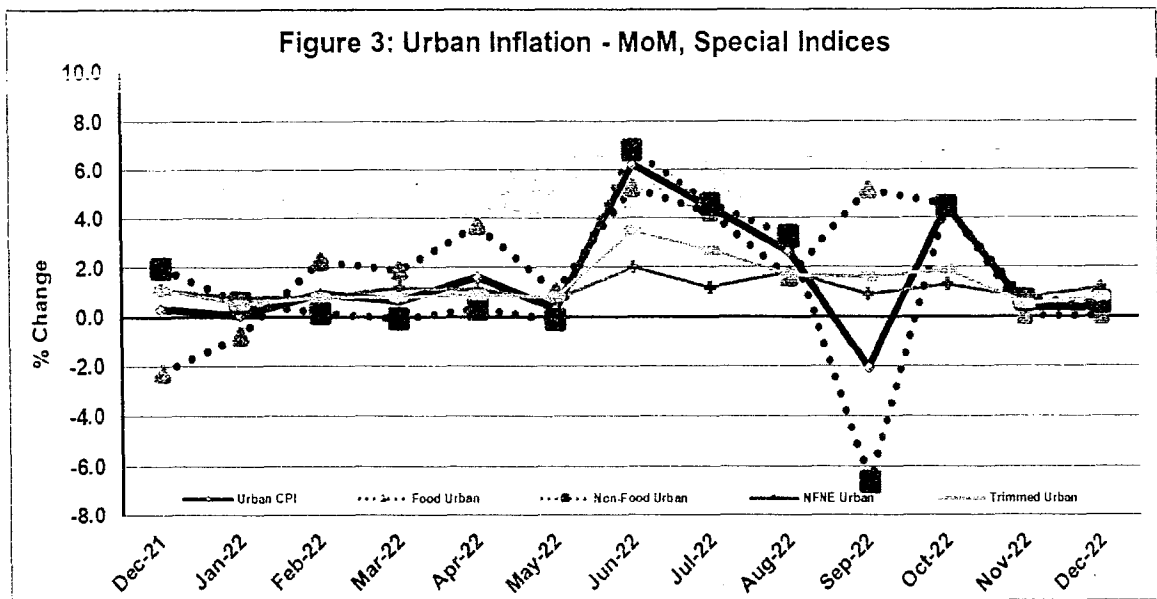


Figure 5: CPI YoY (National, Urban, Rural)

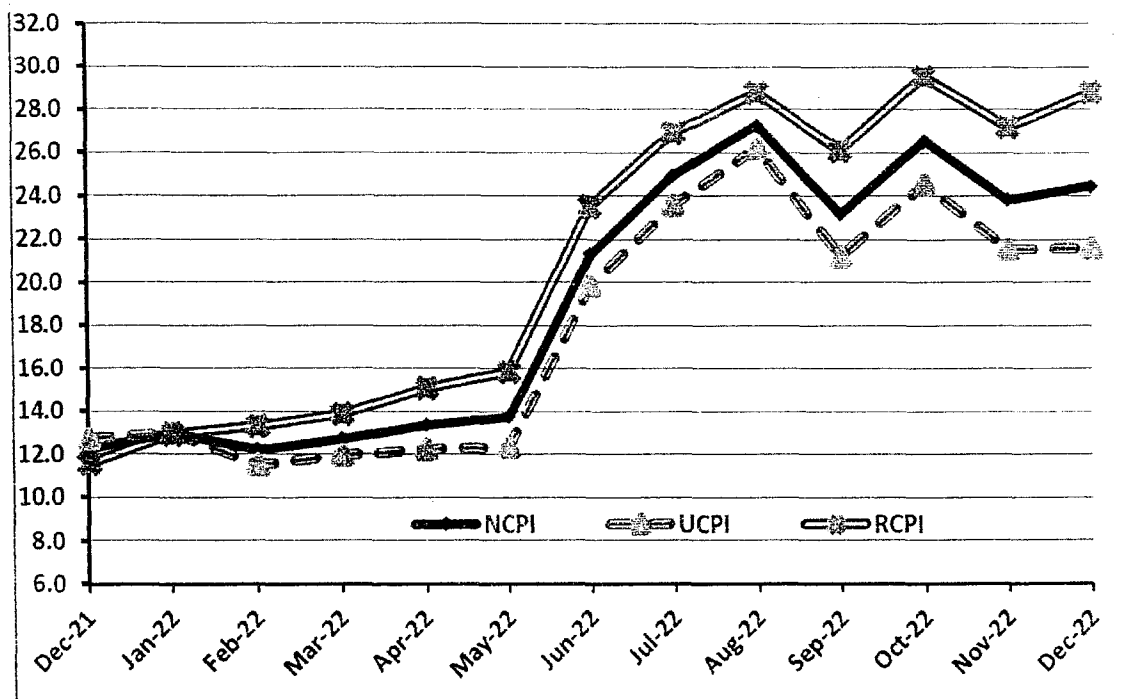
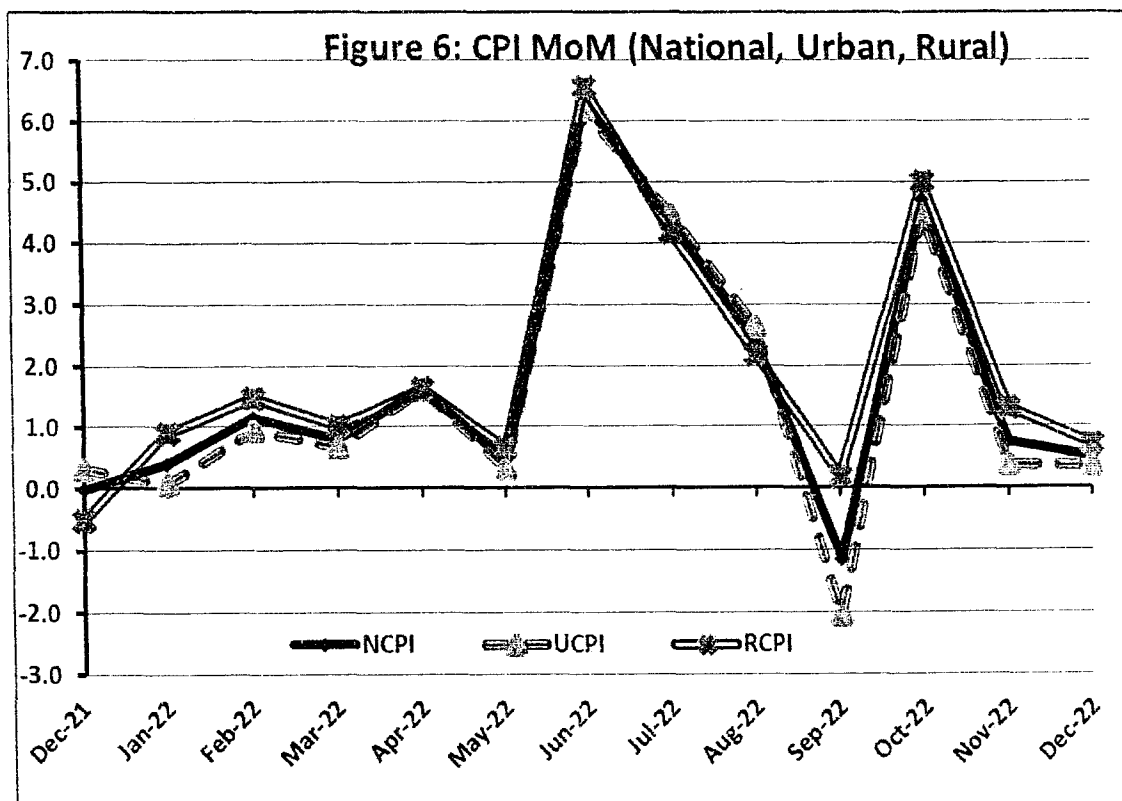


Figure 6: CPI MoM (National, Urban, Rural)



I. National Consumer Price Index (N-CPI)

The **National Consumer Price Index** for **December 2022** is increased to 0.49% over **November 2022** and increased to 24.47% over corresponding month of the last year i.e. **December 2021**.

Table 1: Consumer Price Index (National) by Group of Commodities and Services (Base 2015-16)

No	Group	Group Weight (%)	Indices			% Change Dec 2022 Over		Impact (In % points) Dec 2022 Over	
			Dec 22	Nov22	Dec 21	Nov 22	Dec 21	Nov 22	Dec 21
	General	100.00	196.86	195.89	158.16	0.49	24.47	0.49	24.47
1.	Food & Non-alcoholic Bev.	34.58	220.82	221.14	162.96	-0.14	35.50	-0.06	12.65
	<i>Non-perishable Food Items</i>	29.60	219.92	214.82	165.99	2.38	32.49	0.77	10.09
	<i>Perishable Food Items</i>	4.99	226.12	258.67	145.01	-12.58	55.93	-0.83	2.56
2.	Alcoholic Bev. & Tobacco	1.02	199.49	198.46	146.48	0.52	36.19	0.01	0.34
3.	Clothing & Footwear	8.60	183.62	182.32	156.81	0.71	17.10	0.06	1.46
4.	Housing, Water, Electricity, Gas & Fuels	23.63	167.51	167.48	156.63	0.02	6.95	0.00	1.63
5.	Furnishing & Household Equipment Maintenance	4.10	196.45	191.84	152.01	2.40	29.23	0.10	1.15
6.	Health	2.79	189.63	186.02	161.46	1.94	17.45	0.05	0.50
7.	Transport	5.91	243.28	245.27	172.34	-0.81	41.16	-0.06	2.65
8.	Communication	2.21	111.96	111.89	110.11	0.06	1.68	0.00	0.03
9.	Recreation & Culture	1.59	185.02	166.80	133.60	10.93	38.49	0.15	0.52
10.	Education	3.79	163.89	163.45	147.76	0.27	10.92	0.01	0.39
11.	Restaurants & Hotels	6.92	199.03	196.51	156.27	1.29	27.37	0.09	1.87
12.	Miscellaneous	4.87	204.99	199.01	162.99	3.00	25.77	0.15	1.29

II. Urban Consumer Price Index (UCPI)

The Urban Consumer Price Index for **December 2022** is increased to 0.35% over **November 2022** and increased to 21.59% over corresponding month of the last year i.e. **December 2021**.

Table 2: Consumer Price Index (Urban) by Group of Commodities and Services (Base 2015-16)

No	Group	Group Weight (%)	Indices			% Change Dec 2022 Over		Impact (In % points) Dec 2022 Over	
			Dec 22	Nov 22	Dec 21	Nov 22	Dec 21	Nov 22	Dec 21
	General	100.00	191.46	190.80	157.46	0.35	21.59	0.35	21.59
1.	Food & Non-alcoholic Bev.	30.42	215.98	216.54	162.85	-0.26	32.63	-0.09	10.27
	<i>Non-perishable Food Items</i>	25.97	215.05	210.53	165.94	2.15	29.60	0.62	8.10
	<i>Perishable Food Items</i>	4.46	221.40	251.57	144.84	-11.99	52.86	-0.70	2.17
2.	Alcoholic Bev. & Tobacco	0.85	213.06	212.67	155.24	0.18	37.25	0.00	0.31
3.	Clothing & Footwear	8.01	180.13	178.94	153.96	0.67	17.00	0.05	1.33
4.	Housing, Water, Electricity, Gas & Fuels	27.03	162.56	163.42	156.18	-0.53	4.09	-0.12	1.10
5.	Furnishing & Household Equip. & Maintenance	4.09	194.05	189.70	149.61	2.29	29.70	0.09	1.16
6.	Health	2.31	183.92	182.00	162.05	1.05	13.50	0.02	0.32
7.	Transport	6.14	243.22	245.03	174.72	-0.74	39.21	-0.06	2.67
8.	Communication	2.35	114.49	114.40	112.43	0.08	1.83	0.00	0.03
9.	Recreation & Culture	1.73	180.24	158.91	130.62	13.42	37.99	0.19	0.55
10.	Education	4.88	166.24	165.87	150.01	0.22	10.82	0.01	0.50
11.	Restaurants & Hotels	7.41	200.18	196.97	155.66	1.63	28.60	0.12	2.09
12.	Miscellaneous	4.77	203.20	198.51	161.40	2.36	25.90	0.12	1.27

Main contributors to month-on-month and year-on-year percentage changes are given below and detail is given in **Annexure-A**.

1. MONTH-ON-MONTH Top few commodities which varied from previous month are given below:

FOOD

Increased: Fresh Fruits (13.36%), Onions (9.99%), Eggs (9.71%), Wheat (9.45%), Dry Fruits (8.84%), Rice (5.85%), Chicken (5.43%), Beans (3.81%), Wheat Flour (3.66%), Sugar (3.12%), Milk Fresh (1.51%) and Pulse Moong (0.32%).

Decreased: Tomatoes (53.96%), Fresh Vegetables (24.89%), Potatoes (21.33%), Besan (3.23%), Pulse Masoor (2.41%), Pulse Gram (2.14%), Vegetable Ghee (2.03%), Gram Whole (1.9%), Cooking Oil (1.39%), Gur (0.31%) and Pulse Mash (0.26%).

NON-FOOD

Increased: Solid Fuel (6.63%), Washing Soap/Detergents/Match Box (5.11%), Woolen Readymade Garments (3.06%), Woolen Cloth (2.03%), Stationery (1.91%), Marriage Hall Charges (1.68%) and Construction Input Items (1.51%).

Decreased: Electricity Charges (3.34%) and Motor Fuel (1.82%).

YEAR-ON-YEAR: Top few commodities which varied from corresponding month of previous year i.e. Oct, 2021 are given below:

Increased: Onions (414.98%), Tea (63.81%), Wheat (57.26%), Eggs (54.38%), Gram Whole (53.18%), Rice (46.61%), Besan (46.41%), Pulse Gram (45.2%), Chicken (43.76%), Pulse Moong (42.82%), Mustard Oil (41.48%), Wheat Flour (40.58%), Pulse Mash (38.28%), Cooking Oil (31.97%), Vegetable Ghee (30.07%), Milk Fresh (26%), Potatoes (24.72%), Dry Fruits (36.25%), Fresh Fruits (33.94%) and Pulse Masoor (24.61%).

Decreased: Condiments & Spices (8.05%) and Gur (2.68%).

NON-FOOD

Increased: Motor Fuel (49.45%), Washing Soap/Detergents/Match Box (46.65%), Stationery (46.56%), Construction Input Items (30.59%), Motor Vehicle Accessories (29.36%), Solid Fuel (28.62%), Woolen Readymade Garments (24.12%), Household Servant (20.46%) and Construction Wage Rates (13.7%).

Decreased: Electricity Charges (2.69%).

III. Rural Consumer Price Index (RCPI)

The Rural Consumer Price Index for December 2022 is increased to 0.70% over November 2022 and increased to 28.76% over corresponding month of the last year i.e. December 2021.

Table 3: Consumer Price Index (Rural) by Group of Commodities and Services (Base 2015-16)									
No	Group	Group Weight (%)	Indices			% Change Dec 2022 Over		Impact (In % points) Dec 2022 Over	
			Dec 22	Nov 22	Dec 21	Nov 22	Dec 21	Nov 22	Dec 21
	General	100.00	205.00	203.57	159.21	0.70	28.76	0.70	28.76
1.	Food & Non-alcoholic Bev.	40.87	226.26	226.31	163.09	-0.02	38.73	-0.01	16.21
	<i>Non-perishable Food Items</i>	<i>35.08</i>	<i>225.37</i>	<i>219.61</i>	<i>166.04</i>	<i>2.62</i>	<i>35.73</i>	<i>0.99</i>	<i>13.07</i>
	<i>Perishable Food Items</i>	<i>5.79</i>	<i>231.60</i>	<i>266.91</i>	<i>145.21</i>	<i>-13.23</i>	<i>59.49</i>	<i>-1.00</i>	<i>3.14</i>
2.	Alcoholic Bev. & Tobacco	1.28	185.80	184.13	137.65	0.91	34.98	0.01	0.39
3.	Clothing & Footwear	9.48	188.07	186.63	160.44	0.77	17.22	0.07	1.65
4.	Housing, Water, Electricity, Gas & Fuels	18.49	178.43	176.43	157.61	1.13	13.21	0.18	2.42
5.	Furnishing & Household Equip. & Maintenance	4.10	200.06	195.05	155.53	2.57	28.55	0.10	1.15
6.	Health	3.51	195.30	190.01	160.88	2.78	21.39	0.09	0.76
7.	Transport	5.56	243.38	245.68	168.37	-0.94	44.55	-0.06	2.62
8.	Communication	1.99	107.45	107.43	105.97	0.02	1.40	0.00	0.02
9.	Recreation & Culture	1.38	194.09	181.76	139.24	6.78	39.39	0.08	0.47
10.	Education	2.13	155.76	155.10	139.98	0.43	11.27	0.01	0.21
11.	Restaurants & Hotels	6.19	196.96	195.67	157.36	0.66	25.17	0.04	1.54
12.	Miscellaneous	5.02	207.55	199.72	165.27	3.92	25.58	0.19	1.33

Main contributors to Month-on-Month and Year-on-Year percentage changes are given below and detail is given in **Annexure-B**.

1. **MONTH-ON-MONTH** Top few commodities which varied from previous month are given below:

FOOD

Increased: Onions(18.06%), Eggs(13.68%), Wheat(8.97%), Dry Fruits(8.15%), Fresh Fruits(6.68%), Rice(6.62%), Sugar(4.82%), Wheat Flour(3.26%), Fish(2.93%), Chicken(1.71%), and Fresh Milk(0.88%).

Decreased: Tomatoes (52.15%), Fresh Vegetables(26.22%), Potatoes(21.17%), Pulse Gram(3.83%), Besan (2.28%), Pulse Masoor (1.99%), Gram Whole(1.62%), Vegetable Ghee(1.45%), Pulse Moong(0.74%), Pulse Mash(0.38%) and Cooking Oil(0.17%).

Non-Food:

Increased: Solid Fuel(6.36%), Washing Soaps, Detergents and Match Box(4.13%), Woolen Readymade Garments(3.7%), Household Textiles(3.44%), Stationery(1.52%), Construction Wage Rates(1.39%) and Liquefied Hydrocarbons(1.18%).

Decreased: Electricity Charges (3.34%), Motor Fuels(1.99%) and Construction Input Items(0.13%).

YEAR-ON-YEAR: Top few commodities which varied from corresponding month of previous year i.e. Dec 2021 are given below:

FOOD

Increased: Onions (463.5%), Gram Whole (61.24%), Wheat (58.62%), Tea (58.09%), Eggs (57.78%), Pulse Gram (54.34%), Besan (54.08%), Rice (48.86%), Pulse Mash (44.33%), Pulse Moong (43.27%), Chicken (41.35%), Mustard Oil (41.19%), Dry Fruits (39.84%), Cooking Oil (35.22%), Cigarettes (34.96%), Vegetable Ghee (33.89%), Milk Fresh (29.75%), Tomatoes (21.73%), Meat (21.61%), Fish (18.47%), Potatoes (15.34%), Sugar (3.84%) and Gur (0.33%).

NON-FOOD

Increased: Motor Fuels (51.66%), Transport Services (51.17%), Washing Soaps, Detergents and Match Box (37.90%), Stationery (37.8%), Solid Fuel (37.66%), Drugs and Medicines (33.64%), Construction Input Items (33.05%), Motor Vehicles Accessories (29.60%), Woolen Readymade Garments (18.63%) and Construction Wage Rates (11.85%).

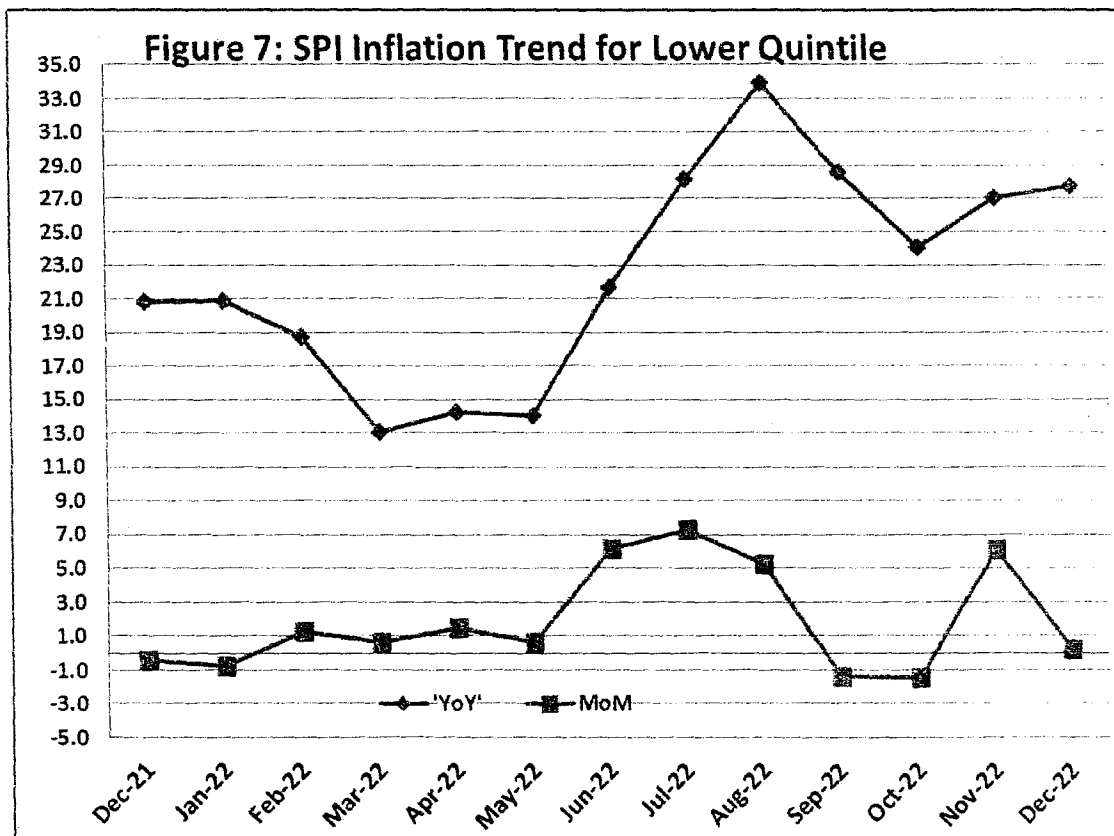
Decreased: Electricity Charges (2.69%).

IV. Sensitive Price Indicator

Quintile-wise percentage changes YoY and MoM are given below in Table 4. The series from December 2021 to December 2022 is also graphed below in Figure 7.

Table 4: Sensitive Price Indicator (Base 2015-16)					
Quintiles	Indices			% Change Dec 2022 Over	
	Dec 22	Nov 22	Dec 21	Nov 22	Dec 21
1	225.95	225.61	176.81	0.15	27.79
2	215.67	215.25	167.72	0.20	28.59
3	219.26	218.61	168.43	0.30	30.18
4	215.66	214.85	164.34	0.38	31.23
5	219.92	219.25	169.07	0.31	30.08
Combined	217.59	216.92	167.79	0.31	29.68

Table 4.1 : Weekly Percentage Change of SPI During Dec - 2022					
Quintiles	% Change with Previous week				
	01-12-2022	08-12-2022	15-12-2022	22-12-2022	29-12-2022
Quintile 1	-0.34	0.00	-0.77	-0.04	-0.07
Combined	-0.16	0.00	-0.4	-0.11	-0.09



V. Wholesale Price Index

The Wholesale Price Index for December, 2022 decreased by 0.71% over November, 2022. It increased to 27.11% over the corresponding month of the last year i.e. Dec, 2021. YoY and MoM movements, from December, 2021 to December, 2022 are also graphed below in Figure 8.

Table 5: Wholesale Price Index by Group of Commodities (Base 2015-16)

No	Group	Group Weight (%)	Indices			% Change Dec 2022 Over		Impact (In % points) Dec 2022 Over	
			Dec 22	Nov 22	Dec 21	Nov 22	Dec 21	Nov 22	Dec 21
	General	100.00	240.36	242.09	189.09	-0.71	27.11	-0.71	27.11
1	Agriculture Forestry & Fishery	25.77	229.05	225.99	189.92	1.35	20.60	0.33	5.33
2	Ores/Minerals, Elec., Gas & Water	12.01	216.66	219.41	194.94	-1.25	11.14	-0.14	1.38
3	Food, Beverages, Tobacco, Textiles & Leather Products	31.11	214.56	212.87	176.19	0.79	21.78	0.22	6.31
	i. Food Products, Beverages & Tobacco	20.07	216.58	214.19	168.85	1.12	28.27	0.20	5.07
	ii. Textiles & Apparels	10.33	214.43	213.98	193.88	0.21	10.60	0.02	1.12
	iii. Leather Products	0.71	159.57	159.57	126.23	0.00	26.41	0.00	0.13
4	Other Transportable Goods	22.40	279.70	292.07	206.13	-4.24	35.69	-1.14	8.71
5	Metal Product, Machinery & Equipment	8.72	297.46	296.80	180.93	0.22	64.41	0.02	5.37

Main contributors to month-on-month and year-on-year percentage changes are given below and detail is given in **Annexure-C**.

1. MONTH-ON-MONTH: Top few commodities which varied from previous month are given below:

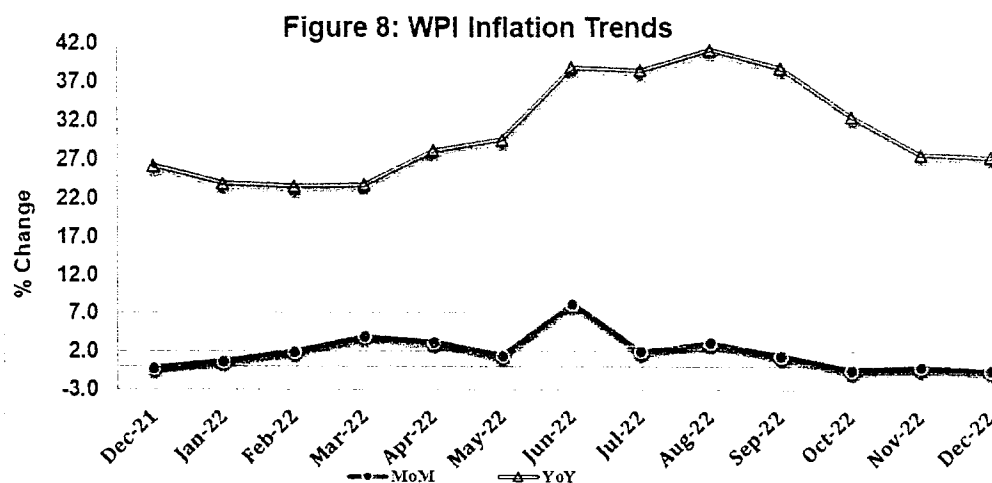
Increased: Fresh Fruits (21.05%), Wheat (12.54%), Dried Fruits & Nuts (10.54%), Poultry (9.2%), Dry Fruits (8.95%), Fuel Wood in Logs (8.51%), Eggs (8.46%), Rice (7.93%), Sorghum / Jowar (7.2%), Vegetables & Fruit Juice (6.5%), Wheat Flour (6.32%), Sugar Refined (4.8%), Hosiery Products (4.44%), Maize (4.21%), Milk & Cream in Solid Form (3.88%), Millet / Bajra (3.86%), Paints & Varnishes (3.74%), Cotton Seeds (3.48%), Cement (3.46%) and Glass sheets (3.11%).

Decreased: Edible Roots / Potatoes (26.15%), Vegetables (13.2%), Kerosine Oil (7.82%), Furnace Oil (7.14%), Sugar Crops (6.21%), Diesel Oil (4.68%), Concrete Mixture (4.57%), Bed Sheets (4.52%), Vegetable Ghee (4.25%), Other Cereal Flour (3.77%), Electrical Energy (2.53%), Fertilizers (2.52%), Motor Spirit (2.3%) and Chemicals (1.48%).

YEAR-ON-YEAR: Top few commodities which varied from previous year are given below:

Increased: Lighting Equipments (381.19%), Coal not Agglomerated (79.42%), Glass sheets (62.99%), Vegetables (62.17%), Wheat (61.08%), Diesel Oil (60.46%), Eggs (58.84%), Kerosine Oil (56.44%), Dried Fruits & Nuts (55.55%), Motor Spirit (53.74%), Dry Fruits (51.61%), Maize (47.77%), Coffee & Tea (46.6%), Air Conditioners (46.18%), Wheat Flour (46.12%) and Pulses (45.74%).

Decreased: Spices (36.01%) and Fibre Crops (2.14%).



Annexure A:CPI (Urban) Index Numbers by Commodity Groups & Commodities (2015-16=100)

Item and Specification	Weight	Index Numbers			% Change in Dec 2022 over	
		Dec 22	Nov 22	Dec 21	Nov 2022	Dec 2021
General	100.0000	191.46	190.80	157.46	+ 0.35	+ 21.59
Food and non-alcoholic Bevera	30.4215	215.98	216.54	162.85	- 0.26	+ 32.63
01 Wheat	0.6120	281.61	257.30	179.07	+ 9.45	+ <u>57.26</u>
02 Wheat flour	3.0075	225.45	217.48	160.37	+ 3.66	+ 40.58
03 Wheat products	0.0936	233.24	228.88	170.40	+ 1.90	+ 36.88
04 Besan	0.0830	192.22	198.64	131.29	- 3.23	+ 46.41
05 Rice	1.1804	223.02	210.69	152.12	+ 5.85	+ 46.61
06 Bakery and confectionary	0.4770	214.99	212.43	161.51	+ 1.21	+ 33.11
07 Nimco	0.1224	226.18	224.38	163.59	+ 0.80	+ 38.26
08 Meat	2.0411	228.87	228.34	187.55	+ 0.23	+ 22.03
09 Chicken	1.3631	203.78	193.28	141.75	+ 5.43	+ 43.76
10 Fish	0.3855	144.28	143.06	119.87	+ 0.85	+ 20.36
11 Milk fresh	7.1070	193.72	190.84	153.75	+ 1.51	+ 26.00
12 Milk products	0.6407	195.12	192.62	157.39	+ 1.30	+ 23.97
13 Milk powder	0.3106	191.46	188.51	143.67	+ 1.56	+ 33.26
14 Eggs	0.5083	318.63	290.44	206.39	+ 9.71	+ <u>54.38</u>
15 Butter	0.0932	302.62	301.94	206.36	+ 0.23	+ 46.65
16 Mustard oil	0.0120	301.52	300.22	213.12	+ 0.43	+ 41.48
17 Cooking oil	1.1016	308.05	312.38	233.42	- 1.39	+ 31.97
18 Vegetable ghee	1.0324	312.55	319.04	240.29	- 2.03	+ 30.07
19 Dry fruits	0.3299	205.07	188.42	150.51	+ 8.84	+ 36.25
20 Fresh fruits	1.4363	179.23	158.10	133.81	+ 13.36	+ 33.94
21 Pulse masoor	0.1624	172.30	176.56	138.27	- 2.41	+ 24.61
22 Pulse moong	0.1697	155.79	155.30	109.08	+ 0.32	+ 42.82
23 Pulse mash	0.1152	158.59	159.00	114.69	- 0.26	+ 38.28
24 Pulse gram	0.1660	188.89	193.02	130.09	- 2.14	+ 45.20
25 Gram whole	0.0912	226.29	230.67	147.73	- 1.90	+ <u>53.18</u>
26 Beans	0.0408	221.54	213.41	179.31	+ 3.81	+ 23.55
27 Potatoes	0.4496	245.17	311.64	196.57	- 21.33	+ 24.72
28 Onions	0.5928	478.88	435.40	92.99	+ 9.99	+ <u>414.98</u>
29 Tomatoes	0.3459	198.33	430.75	172.94	- <u>53.96</u>	+ 14.68
30 Fresh vegetables	1.5306	158.52	211.04	148.15	- 24.89	+ 7.00
31 Sugar	1.1130	151.24	146.66	147.76	+ 3.12	+ 2.36
32 Gur	0.0379	158.03	158.52	162.39	- 0.31	- 2.68
33 Honey	0.1017	167.14	166.11	151.26	+ 0.62	+ 10.50
34 Sweetmeat	0.3535	218.69	217.92	180.22	+ 0.35	+ 21.35
35 Ice cream	0.1044	171.80	171.80	146.93	+ 0.00	+ 16.93
36 Condiments and Spices	1.3340	191.55	187.52	208.31	+ 2.15	- 8.05
37 Dessert preparation	0.0419	197.31	186.73	133.41	+ 5.67	+ 47.90
38 Tea	0.8427	250.30	247.38	152.80	+ 1.18	+ <u>63.81</u>
39 Beverages	0.8906	163.66	160.01	135.42	+ 2.28	+ 20.85
Alcoholic Beverages, Tobacco	0.8540	213.06	212.67	155.24	+ 0.18	+ 37.25
40 Cigarettes	0.7167	194.04	193.73	141.09	+ 0.16	+ 37.53
41 Pan prepared	0.1373	312.34	311.54	229.08	+ 0.26	+ 36.35
Clothing and footwear	8.0096	180.13	178.94	153.96	+ 0.67	+ 17.00
42 Cotton cloth	2.2227	189.97	189.00	156.54	+ 0.51	+ 21.36
43 Woolen cloth	0.8361	177.98	174.44	148.70	+ 2.03	+ 19.69
44 Readymade garments	1.3196	166.58	166.13	144.88	+ 0.27	+ 14.98
45 Woolen readymade garments	0.4307	185.50	180.00	149.45	+ 3.06	+ 24.12
46 Tailoring	1.0741	182.15	181.39	155.10	+ 0.42	+ 17.44
47 Hosiery	0.4070	169.37	168.45	148.02	+ 0.55	+ 14.42
48 Dopatta	0.1713	152.57	151.31	131.81	+ 0.83	+ 15.75
49 Cleaning and laundering	0.0665	209.85	209.23	176.42	+ 0.30	+ 18.95
50 Footwear	1.4816	180.41	180.41	164.83	+ 0.00	+ 9.45
Housing, water, Elec., Gas an	27.0332	162.56	163.42	156.18	- 0.53	+ 4.09
51 House rent	19.2558	149.54	149.54	142.06	+ 0.00	+ 5.27
52 Construction input items	0.3765	215.81	212.59	165.26	+ 1.51	+ 30.59
53 Construction wage rates	0.2025	188.10	185.82	165.44	+ 1.23	+ 13.70
54 Water supply	0.5269	171.56	171.56	163.00	+ 0.00	+ 5.25
55 Garbage collection	0.1064	207.65	207.57	179.94	+ 0.04	+ 15.40
56 Electricity charges	4.5562	186.17	192.60	191.32	- 3.34	- 2.69
57 Gas charges	1.0807	216.94	216.94	216.94	+ 0.00	+ 0.00
58 Liquified Hydrocarbons	0.5064	258.74	258.48	247.74	+ 0.10	+ 4.44
59 Solid Fuel	0.4218	165.16	154.89	128.41	+ 6.63	+ 28.62

Annexure A:CPI (Urban) Index Numbers by Commodity Groups & Commodities (2015-16=100)

Item and Specification	Weight	Index Numbers			% Change in Dec 2022 over		
		Dec 21	Nov 22	Dec 21	Nov 2022	Dec 2021	
Furnishing and household equi	4.0937	194.05	189.70	149.61	+	2.29	+ 29.70
60 Furniture and furnishing	0.4750	182.82	181.23	148.91	+	0.88	+
61 Carpets	0.0308	131.78	131.62	121.31	+	0.12	+
62 Household textiles	0.3420	160.06	158.69	139.57	+	0.86	+
63 Household equipments	1.0032	183.32	182.62	152.32	+	0.38	+
64 Plastic products	0.0536	161.78	160.98	133.03	+	0.50	+
65 Major tools & equipments	0.0084	174.60	174.41	147.86	+	0.11	+
66 Washing soap/detergents/match	1.4112	231.34	220.10	157.75	+	5.11	+
67 Household servant	0.7695	166.66	166.65	138.35	+	0.01	+
Health	2.3098	183.92	182.00	162.05	+	1.05	+ 13.50
68 Drugs and medicines	1.0735	188.95	185.64	163.73	+	1.78	+
69 Therapeutic Appliances and Eq	0.0054	127.06	126.97	119.84	+	0.07	+
70 Doctor (MBBS) clinic fee	0.4044	232.94	232.48	202.10	+	0.20	+
71 Dental services	0.0156	148.34	146.92	130.59	+	0.97	+
72 Medical tests	0.2367	159.82	157.30	137.30	+	1.60	+
73 Hospitals services	0.5742	151.42	151.29	142.18	+	0.09	+
Transport	6.1368	243.22	245.03	174.72	-	0.74	+ 39.21
74 Motor vehicles	0.8097	208.82	208.62	163.80	+	0.10	+
75 Motor vehicle accessories	0.1941	202.17	201.64	156.28	+	0.26	+
76 Motor fuel	2.9088	302.09	307.69	202.14	-	1.82	+
77 Mechanical services	0.4290	176.37	175.94	147.77	+	0.24	+
78 Motor vehicle tax	0.0482	148.53	148.53	136.37	+	0.00	+
79 Transport services	1.7470	184.73	182.00	143.85	+	1.50	+
Communication	2.3536	114.49	114.40	112.43	+	0.08	+ 1.83
80 Postal services	0.0190	186.05	185.94	163.41	+	0.06	+
81 Communication apparatus	0.4524	136.25	135.80	128.86	+	0.33	+
82 Communication Services	1.8822	108.53	108.53	107.97	+	0.00	+
Recreation and culture	1.7301	180.24	158.91	130.62	+	13.42	+ 37.99
83 Recreation and culture	0.6478	131.77	130.23	117.36	+	1.18	+
84 Text books	0.6655	213.39	161.51	134.04	+	32.12	+
85 Newspapers	0.0716	157.93	157.93	151.55	+	0.00	+
86 stationery	0.3452	211.90	207.93	144.58	+	1.91	+
Education	4.8807	166.24	165.87	150.01	+	0.22	+ 10.82
87 Education	4.8807	166.24	165.87	150.01	+	0.22	+
Restaurants and hotels	7.4050	200.18	196.97	155.66	+	1.63	+ 28.60
88 Readymade food	5.5235	208.15	204.81	156.96	+	1.63	+
89 Marriage Hall Charges	1.7514	180.51	177.52	154.31	+	1.68	+
90 Accommodation Services	0.1301	126.49	126.05	118.71	+	0.35	+
Misc. goods and services	4.7720	203.20	198.51	161.40	+	2.36	+ 25.90
91 Personal Grooming Services	0.8001	186.99	185.80	144.86	+	0.64	+
92 Electrical Appliances for Per	0.0465	144.36	143.67	130.12	+	0.48	+
93 Appliances/Articles/Products	2.9807	189.12	185.91	150.40	+	1.73	+
94 Personal Effects n.e.c.	0.9447	264.28	251.72	211.64	+	4.99	+

Annexure B:CPI (Rural) Index Numbers by Commodity Groups & Commodities (2015-16=100)

Item and Specification	Weight	Index Numbers			% Change in Dec 2022 over	
		Dec 22	Nov 22	Dec 21	Nov 2022	Dec 2021
General	100.0000	205.00	203.57	159.21	+ 0.70	+ 28.76
Food and non-alcoholic Beverages	40.8668	226.26	226.31	163.09	- 0.02	+ 38.73
01 Wheat	3.4736	283.98	260.61	179.03	+ 8.97	+ <u>58.62</u>
02 Wheat Flour	3.4297	230.13	222.87	166.43	+ 3.26	+ 38.27
03 Wheat Products	0.1068	227.06	223.07	163.12	+ 1.79	+ 39.20
04 Besan	0.0728	209.06	213.94	135.68	- 2.28	+ <u>54.08</u>
05 Rice	1.5501	286.11	268.34	192.20	+ 6.62	+ 48.86
06 Bakery and Confectionary	0.3702	223.20	218.97	157.89	+ 1.93	+ 41.36
07 Nimco	0.0774	223.23	222.08	143.72	+ 0.52	+ <u>55.32</u>
08 Meat	1.7146	227.60	226.47	187.16	+ 0.50	+ 21.61
09 Chicken	1.4641	208.99	205.47	147.85	+ 1.71	+ 41.35
10 Fish	0.2640	157.84	153.35	133.23	+ 2.93	+ 18.47
11 Milk fresh	10.3803	188.24	186.60	145.08	+ 0.88	+ 29.75
12 Milk products	0.9624	179.66	179.05	142.10	+ 0.34	+ 26.43
13 Milk powder	0.1062	170.00	167.77	131.99	+ 1.33	+ 28.80
14 Eggs	0.5665	315.19	277.26	199.77	+ 13.68	+ <u>57.78</u>
15 Butter	0.3333	198.90	195.96	158.36	+ 1.50	+ 25.60
16 Mustard oil	0.0136	311.26	308.34	220.46	+ 0.95	+ 41.19
17 Cooking oil	0.6011	343.33	343.91	253.91	- 0.17	+ 35.22
18 Vegetable ghee	2.3764	345.82	350.90	258.29	- 1.45	+ 33.89
19 Dry fruits	0.2496	235.87	218.09	168.67	+ 8.15	+ 39.84
20 Fresh fruits	1.4505	177.01	165.93	130.27	+ 6.68	+ 35.88
21 Pulse Masoor	0.2076	194.12	198.07	142.08	- 1.99	+ 36.63
22 Pulse Moong	0.2510	163.69	164.91	114.25	- 0.74	+ 43.27
23 Pulse Mash	0.1465	161.33	161.94	111.78	- 0.38	+ 44.33
24 Pulse Gram	0.2751	196.63	204.46	127.40	- 3.83	+ <u>54.34</u>
25 Gram Whole	0.1116	237.92	241.85	147.56	- 1.62	+ <u>61.24</u>
26 Beans	0.0896	239.44	236.47	188.20	+ 1.26	+ 27.23
27 Potatoes	0.7437	254.49	322.83	220.64	- 21.17	+ 15.34
28 Onions	0.8965	482.69	408.85	85.66	+ 18.06	+ <u>463.50</u>
29 Tomatoes	0.5069	211.90	442.80	174.07	- <u>52.15</u>	+ 21.73
30 Fresh Vegetables	2.0947	159.46	216.14	143.94	- 26.22	+ 10.78
31 Sugar	2.0296	153.78	146.71	148.10	+ 4.82	+ 3.84
32 Gur	0.1522	157.77	155.82	157.25	+ 1.25	+ 0.33
33 Honey	0.0296	169.04	168.19	155.72	+ 0.51	+ 8.55
34 Sweetmeat	0.3967	208.66	204.44	156.53	+ 2.06	+ 33.30
35 Ice Cream	0.0568	161.27	161.27	142.84	+ 0.00	+ 12.90
36 Condiments and Spices	1.4919	214.51	212.01	161.83	+ 1.18	+ 32.55
37 Dessert Preparation	0.0133	180.31	175.17	134.01	+ 2.93	+ 34.55
38 Tea	1.2566	237.51	230.57	150.24	+ 3.01	+ <u>58.09</u>
39 Beverages	0.5537	158.07	156.39	139.14	+ 1.07	+ 13.61
Alcoholic Beverages, Tobacco	1.2786	185.80	184.13	137.65	+ 0.91	+ 34.98
40 Cigarettes	1.2364	183.46	181.73	135.94	+ 0.95	+ 34.96
41 Pan Prepared	0.0422	254.47	254.47	187.85	+ 0.00	+ 35.46
Clothing and footwear	9.4826	188.07	186.63	160.44	+ 0.77	+ 17.22
42 Cotton Cloth	2.8381	201.65	201.60	174.71	+ 0.02	+ 15.42
43 Woolen Cloth	1.0959	182.47	181.26	154.10	+ 0.67	+ 18.41
44 Readymade Garments	1.1345	178.96	178.05	153.39	+ 0.51	+ 16.67
45 Woolen Readymade Garments	0.5401	190.09	183.31	160.24	+ 3.70	+ 18.63
46 Tailoring	1.2999	184.80	184.16	156.08	+ 0.35	+ 18.40
47 Hosiery	0.4322	245.09	240.97	202.31	+ 1.71	+ 21.15
48 Dopatta	0.2078	172.10	171.26	150.25	+ 0.49	+ 14.54
49 Cleaning and Laundering	0.0176	196.66	195.39	158.80	+ 0.65	+ 23.84
50 Footwear	1.9165	166.99	164.54	141.78	+ 1.49	+ 17.78
Housing, water, Elec., Gas an	18.4853	178.43	176.43	157.61	+ 1.13	+ 13.21
51 House Rent	8.6110	150.40	150.40	142.07	+ 0.00	+ 5.86
52 Construction Input Items	0.6306	194.04	194.29	145.84	- 0.13	+ 33.05
53 Construction Wage Rates	0.2526	190.54	187.92	170.35	+ 1.39	+ 11.85
54 Water Supply	0.0645	222.06	222.06	218.49	+ 0.00	+ 1.63
55 Garbage Collection	0.0080	169.61	169.61	158.32	+ 0.00	+ 7.13
56 Electricity Charges	3.4431	186.17	192.60	191.32	- 3.34	- 2.69
57 Liquified Hydrocarbons	0.9994	242.97	240.13	203.23	+ 1.18	+ 19.55
58 Solid Fuel	4.4761	208.50	196.03	151.46	+ 6.36	+ 37.66

Annexure B:CPI (Rural) Index Numbers by Commodity Groups & Commodities (2015-16=100)

Item and Specification	Weight	Index Numbers			% Change in Dec 2022 over	
		Dec 22	Nov 22	Dec 21	Nov 2022	Dec 2021
Furnishing and household equi	4.1031	200.06	195.05	155.63	+ 2.57	+ 28.55
59 Furniture and Furnishing	0.5786	188.98	187.85	158.41	+ 0.60	+ 19.30
60 Household Textiles	0.4382	180.27	174.27	146.73	+ 3.44	+ 22.86
61 Household Equipments	1.2774	196.92	194.70	160.34	+ 1.14	+ 22.81
62 Plastic Products	0.0776	203.66	202.83	164.80	+ 0.41	+ 23.58
63 Major Tools and Equipments	0.0324	180.01	174.96	136.48	+ 2.89	+ 31.89
64 Washing Soaps, Detergents and	1.6989	211.52	203.14	153.39	+ 4.13	+ 37.90
Health	3.5141	195.30	190.01	160.88	+ 2.78	+ 21.39
65 Drugs and Medicines	1.5792	219.08	207.56	163.93	+ 5.55	+ 33.64
66 Doctor Clinic Fee	0.5128	233.03	232.55	198.47	+ 0.21	+ 17.41
67 Dental Services	0.0181	167.48	167.15	139.88	+ 0.20	+ 19.73
68 Medical Tests	0.3967	176.75	176.40	157.02	+ 0.20	+ 12.57
69 Hospitals Services	1.0073	146.62	146.62	138.86	+ 0.00	+ 5.59
Transport	5.5580	243.38	245.68	168.37	- 0.94	+ 44.55
70 Motor Vehicles	0.7305	164.02	164.00	142.59	+ 0.01	+ 15.03
71 Motor Vehicles Accessories	0.1572	202.16	202.03	155.99	+ 0.06	+ 29.60
72 Motor Fuels	2.4932	300.04	306.14	197.84	- 1.99	+ 51.66
73 Mechanical Services	0.3645	182.65	182.65	158.60	+ 0.00	+ 15.16
74 Motor Vehicle Tax	0.0174	150.93	150.93	120.86	+ 0.00	+ 24.88
75 Transport Services	1.7952	213.83	212.48	141.45	+ 0.64	+ 51.17
Communication	1.9940	107.45	107.43	105.97	+ 0.02	+ 1.40
76 Postal Services	0.0070	149.43	149.43	149.43	+ 0.00	+ 0.00
77 Communication Apparatus	0.3362	130.46	130.35	122.46	+ 0.08	+ 6.53
78 Communication Services	1.6508	102.58	102.58	102.42	+ 0.00	+ 0.16
Recreation and culture	1.3764	194.09	181.76	139.24	+ 6.78	+ 39.39
79 Recreation and Culture	0.4763	190.05	188.47	142.27	+ 0.84	+ 33.58
80 Text Books	0.5047	188.29	158.47	126.09	+ 18.82	+ 49.33
81 Newspapers	0.0230	165.72	165.72	165.56	+ 0.00	+ 0.10
82 Stationery	0.3724	208.86	205.74	151.57	+ 1.52	+ 37.80
Education	2.1342	155.76	155.10	139.98	+ 0.43	+ 11.27
83 Education	2.1342	155.76	155.10	139.98	+ 0.43	+ 11.27
Restaurants and hotels	6.1895	196.96	195.67	157.36	+ 0.66	+ 25.17
84 Readymade Food	3.8001	218.62	216.76	168.67	+ 0.86	+ 29.61
85 Marriage Hall Charges	2.2525	165.77	165.38	141.66	+ 0.24	+ 17.02
86 Accommodation Services	0.1369	108.81	108.81	101.62	+ 0.00	+ 7.08
Misc. goods and services	5.0174	207.55	199.72	165.27	+ 3.92	+ 25.58
87 Personal Grooming Services	1.5363	222.53	215.41	170.96	+ 3.31	+ 30.16
88 Appliances/Articles/Products	2.2746	164.63	160.89	139.87	+ 2.32	+ 17.70
89 Personal Effects n.e.c.	1.2065	269.38	252.96	205.91	+ 6.49	+ 30.82

Annexure C: Wholesale Price Indices by Major Groups & Commodities

(2015-16=100)

Item and Specification	Weight	Index Numbers			% Change in Dec 2022 over	
		Dec 22	Nov 22	Dec 21	Nov 2022	Dec 2021
General	100.0000	240.36	242.09	189.09	- 0.71	+ 27.11
Agriculture Forestry & Fisher	25.7674	229.05	225.99	189.92	+ 1.35	+ 20.60
001 Wheat	0.6297	286.44	254.53	177.82	+ 12.54	+ 61.08
002 Maize	0.6764	243.88	234.03	165.04	+ 4.21	+ 47.77
003 Rice	2.4413	245.80	227.75	179.21	+ 7.93	+ 37.16
004 Sorghum / Jowar	0.0214	255.33	238.18	203.49	+ 7.20	+ 25.48
005 Millet / Bajra	0.0374	226.02	217.63	189.52	+ 3.86	+ 19.26
006 Vegetables	1.2441	275.43	317.30	169.84	- 13.20	+ 62.17
007 Fresh Fruits	1.5144	188.99	156.13	138.78	+ 21.05	+ 36.18
008 Dry Fruits	0.2478	217.19	199.35	143.26	+ 8.95	+ 51.61
009 Cotton Seeds	1.1511	163.85	158.34	145.41	+ 3.48	+ 12.68
010 Other Oil Seeds	0.0722	296.82	296.95	233.96	- 0.04	+ 26.87
011 Edible Roots / Potatoes	0.2540	293.81	397.86	224.43	- 26.15	+ 30.91
012 Stimulant & Spice Crops	0.1634	285.99	280.03	225.73	+ 2.13	+ 26.70
013 Pulses	0.4901	216.11	213.30	148.28	+ 1.32	+ 45.74
014 Sugar Crops	1.0725	175.00	186.59	157.96	- 6.21	+ 10.79
015 Fibre Crops	5.3169	312.91	312.91	319.75	+ 0.00	- 2.14
016 Unmanufactured Tobacco	0.0742	263.70	260.61	256.82	+ 1.19	+ 2.68
017 Poultry	0.5633	202.62	185.55	142.26	+ 9.20	+ 42.43
018 Raw Milk from Bovine Animals	7.0279	189.89	187.95	148.90	+ 1.03	+ 27.53
019 Eggs	0.5034	320.71	295.69	201.91	+ 8.46	+ 58.84
020 Raw Animal Materials / Wool	0.0351	110.86	110.52	108.11	+ 0.31	+ 2.54
021 Hides, Skins & Fur Skins, Raw	0.4834	45.89	45.67	33.13	+ 0.48	+ 38.51
022 Fuel Wood in Logs	0.0179	167.98	154.80	137.21	+ 8.51	+ 22.43
023 Fish Live Fresh or Chilled	1.7295	180.75	181.24	158.57	- 0.27	+ 13.99
Ores/Minerals, Elec., Gas & W	12.0069	216.66	219.41	194.94	- 1.25	+ 11.14
024 Coal not Agglomerated	0.7508	135.98	135.98	75.79	+ 0.00	+ 79.42
025 Natural Gas Liquified	5.7065	210.14	210.05	208.98	+ 0.04	+ 0.56
026 Salt & Pure Sodium Chloride	0.0584	207.63	207.31	170.18	+ 0.15	+ 22.01
027 Electrical Energy	5.4912	234.57	240.67	196.89	- 2.53	+ 19.14
Food, Beverages, Tobacco, Textil	31.1122	214.56	212.87	176.19	+ 0.79	+ 21.78
Food Products, Beverages &	20.0718	216.58	214.19	168.85	+ 1.12	+ 28.27
028 Meat of Animals	3.4559	220.41	220.41	190.89	+ 0.00	+ 15.46
029 Vegetables & Fruit Juice	0.0058	185.53	174.21	127.33	+ 6.50	+ 45.71
030 Dried Fruits & Nuts	0.1733	284.63	257.49	182.98	+ 10.54	+ 55.55
031 Fruit Juices	0.3880	171.46	167.18	132.53	+ 2.56	+ 29.37
032 Vegetable Oils Refined	1.9242	265.54	266.40	199.26	- 0.32	+ 33.26
033 Vegetable Ghee	1.5632	324.86	339.28	249.77	- 4.25	+ 30.06
034 Oil Cakes	0.9611	228.07	222.52	180.43	+ 2.49	+ 26.40
035 Processed Liquid Milk	4.4437	199.59	197.18	144.24	+ 1.22	+ 38.37
036 Milk & Cream in Solid Form	0.0316	191.60	184.45	137.67	+ 3.88	+ 39.17
037 Ice Cream	0.0047	167.02	167.02	148.21	+ 0.00	+ 12.69
038 Dairy Products N.E.C	0.0117	181.00	178.33	143.55	+ 1.50	+ 26.09
039 Wheat Flour	2.3034	243.06	228.61	166.34	+ 6.32	+ 46.12
040 Other Cereal Flour	0.0604	191.13	198.61	136.65	- 3.77	+ 39.87
041 Sugar Refined	1.7975	153.86	146.81	147.07	+ 4.80	+ 4.62
042 Chocolate	0.0139	96.68	96.68	89.55	+ 0.00	+ 7.96
043 Sugar Confectionary	0.0738	202.90	202.90	188.88	+ 0.00	+ 7.42
044 Coffee & Tea	0.7303	209.54	206.88	142.93	+ 1.29	+ 46.60
045 Spices	0.1449	214.50	214.22	335.20	+ 0.13	- 36.01
046 Other Food Products	0.0336	139.86	139.86	119.82	+ 0.00	+ 16.73
047 Mineral Water	0.0207	161.91	159.28	127.09	+ 1.65	+ 27.40
048 Beverages	0.6303	164.72	161.82	134.20	+ 1.79	+ 22.74
049 Tobacco Products	1.2998	134.10	134.10	104.23	+ 0.00	+ 28.66
Textiles & Apparels	10.3289	214.43	213.98	193.88	+ 0.21	+ 10.60
050 Cotton Yarn	5.2491	239.61	239.61	239.61	+ 0.00	+ 0.00
051 Nylon Yarn	0.1719	95.24	95.24	95.24	+ 0.00	+ 0.00
052 Blended Yarn	0.1689	148.12	148.12	148.12	+ 0.00	+ 0.00
053 Woven Fabrics	0.0128	185.47	185.47	170.33	+ 0.00	+ 8.89
054 Cotton Fabrics	0.6343	201.85	201.85	173.53	+ 0.00	+ 16.32
055 Other Fabrics	1.1016	176.06	176.04	126.80	+ 0.01	+ 38.85
056 Silk & Reyon Fabrics	0.7350	254.33	256.00	178.09	- 0.65	+ 42.81
057 Towels	0.1235	170.51	170.33	147.63	+ 0.11	+ 15.50
058 Blankets	0.0029	129.30	129.30	105.33	+ 0.00	+ 22.76

Annexure C: Wholesale Price Indices by Major Groups & Commodities (2015-16=100)

Item and Specification	Weight	Index Numbers			% Change in Dec 2022 over		
		Dec 22	Nov 22	Dec 21	Nov 2022	Dec 2021	
059 Bed Sheets	0.0913	136.38	142.84	127.92	- 4.52	+ 6.61	
060 Quilts	0.0019	171.16	171.16	122.33	+ 0.00	+ 39.92	
061 Woolen Carpets	0.0383	146.63	146.63	146.63	+ 0.00	+ 0.00	
062 Synthetic Carpets	0.0566	132.11	132.11	125.11	+ 0.00	+ 5.60	
063 Hosiery Products	0.8832	170.60	163.35	144.90	+ 4.44	+ 17.74	
064 Readymade Garments	1.0576	195.17	195.17	141.38	+ 0.00	+ 38.05	
Leather Products	0.7115	159.57	159.57	126.23	+ 0.00	+ 26.41	
065 Leather Without Hair	0.2973	140.15	140.15	119.80	+ 0.00	+ 16.99	
066 Other Leather N.E.C	0.2567	148.41	148.41	118.07	+ 0.00	+ 25.70	
067 Footwears	0.1575	214.40	214.40	151.69	+ 0.00	+ 41.34	
Other Transportable Goods	22.3979	279.70	292.07	206.13	- 4.24	+ 35.69	
068 Timber	0.0165	191.64	191.64	163.17	+ 0.00	+ 17.45	
069 Printing Paper	0.4279	184.76	184.76	130.70	+ 0.00	+ 41.36	
070 Hard Board	0.1579	146.50	146.50	146.50	+ 0.00	+ 0.00	
071 Motor Spirit	1.6268	310.52	317.82	201.98	- 2.30	+ <u>53.74</u>	
072 Diesel Oil	5.4849	333.67	350.07	207.94	- 4.68	+ <u>60.46</u>	
073 Kerosine Oil	0.2151	346.79	376.21	221.67	- 7.82	+ <u>56.44</u>	
074 Furnace Oil	3.2664	426.21	476.80	383.05	- 10.61	+ 11.27	
075 Mobil Oil	0.7114	207.82	207.11	144.86	+ 0.34	+ 43.46	
076 Chemicals	1.7720	261.84	265.78	196.73	- 1.48	+ 33.10	
077 Dyeing Material	0.1539	146.16	146.16	146.16	+ 0.00	+ 0.00	
078 Fertilizers	2.8657	194.43	199.46	141.39	- 2.52	+ 37.51	
079 Pesticides	0.2763	155.30	155.30	146.51	+ 0.00	+ 6.00	
080 Insecticides	0.1276	111.49	111.49	111.49	+ 0.00	+ 0.00	
081 Paints & Varnishes	0.1916	208.39	200.88	154.17	+ 3.74	+ 35.17	
082 Medicines	1.1428	237.32	236.91	161.83	+ 0.17	+ 46.65	
083 Soaps & Detergents	0.8168	165.03	163.51	131.30	+ 0.93	+ 25.69	
084 Auto Tyres	0.2703	186.18	186.13	149.76	+ 0.03	+ 24.32	
085 Plastic Products	0.4550	134.54	134.54	125.15	+ 0.00	+ 7.50	
086 Glass sheets	0.2089	244.38	237.01	149.94	+ 3.11	+ <u>62.99</u>	
087 Other Glass Articles	0.1635	159.40	159.40	158.06	+ 0.00	+ 0.85	
088 Ceramics & Sanitary Fixture	0.0244	155.62	154.89	137.83	+ 0.47	+ 12.91	
089 Bricks, Blocks & Tiles	0.1566	165.98	165.88	146.59	+ 0.06	+ 13.23	
090 Cement	1.8145	204.47	197.64	148.67	+ 3.46	+ 37.53	
091 Bed Foam	0.0006	264.32	264.32	198.34	+ 0.00	+ 33.27	
092 Matches	0.0505	1448.23	1446.17	1198.44	+ 0.14	+ 20.84	
Metal Product, Machinery & Eq	8.7156	297.46	296.80	180.93	+ 0.22	+ <u>64.41</u>	
093 Steel Bar & Sheets	1.4615	275.34	275.00	259.36	+ 0.12	+ 6.16	
094 Pipe Fittings	0.0780	278.60	278.60	214.15	+ 0.00	+ 30.10	
095 Steel Products	0.3879	142.69	142.69	140.76	+ 0.00	+ 1.37	
096 Engines & Motors	0.0046	117.67	117.67	117.67	+ 0.00	+ 0.00	
097 Vacuum Pumps	0.0155	107.56	107.56	107.56	+ 0.00	+ 0.00	
098 Air Conditioners	0.0049	188.78	188.78	129.14	+ 0.00	+ 46.18	
099 Cultivators	0.0551	174.49	174.49	174.49	+ 0.00	+ 0.00	
100 Chuff Cutter	0.1293	361.84	361.84	128.57	+ 0.00	+ <u>181.43</u>	
101 Tractors	0.0028	206.24	206.24	146.62	+ 0.00	+ 40.66	
102 Lathe Machines	0.0525	364.02	364.02	270.02	+ 0.00	+ 34.81	
103 Concrete Mixture	0.0107	255.01	267.23	128.57	- 4.57	+ <u>98.34</u>	
104 Fridge, WashM, SewM, Fans, Iron	1.1645	187.09	187.09	171.18	+ 0.00	+ 9.29	
105 Electric Wires	0.0912	193.49	193.49	148.23	+ 0.00	+ 30.53	
106 Lighting Equipments	1.4431	633.97	630.54	131.75	+ 0.54	+ <u>381.19</u>	
107 Radio & Television	0.1843	123.32	122.67	108.07	+ 0.53	+ 14.11	
108 Motor Vehicles	0.0244	208.83	208.83	166.28	+ 0.00	+ 25.59	
109 Motorcycles	0.2570	204.27	203.15	156.65	+ 0.55	+ 30.40	
110 Bicycles	3.3483	239.03	239.03	183.45	+ 0.00	+ 30.30	

**Actual
Expenses
for FY 2021-22
along with Draft
F.S. FY 2021-22
(Annexure-I1)**

Description	FY 2021-22 Actual Rs. Millions		
	Supply Business	Distribution Business	Total
Pay & Allowances	171.29	685.15	856.44
Post-Retirement Benefits	95.55	382.21	477.76
New Hiring	0.21	0.82	1.03
MIRAD Expenses	2.93	11.72	14.66
Repair & Maintenance	3.40	97.00	100.40
Travelling Allowance	5.92	23.69	29.62
Vehicle Maintenance	6.53	26.11	32.64
Other Expenses	20.82	83.26	104.08
Total O & M Costs	306.65	1309.98	1616.62
Depreciation	8.26	404.81	413.07
RORB			
Other Income	-	-1253.69	-1253.69
Wheeling Charges	2490.05	0.00	2490.05
PYA	-	0.00	0.00
Revenue Requirement	2804.95	461.09	3266.04

TRIBAL AREAS ELECTRIC SUPPLY COMPANY LIMITED
STATEMENT OF FINANCIAL POSITION
AS AT JUNE 30, 2022

	Note	2022 Rupees	2021 Rupees
ASSETS			
NON CURRENT ASSETS			
Property, plant and equipment	6	18,542,109,449	14,593,173,842
Long term advances	7	31,517,028	44,509,971
		18,573,626,477	14,637,683,813
CURRENT ASSETS			
Stores and spares		3,540,494,506	154,937,144
Trade debts	8	93,980,450,896	75,006,683,528
Advances and other receivables	9	8,655,416,048	11,496,113,371
Receivable from Government	10	18,629,042,936	20,570,110,627
Cash and bank balances	11	2,070,533,399	4,756,448,043
		126,875,937,785	111,984,292,713
TOTAL ASSETS		145,449,564,262	126,621,976,526
EQUITY AND LIABILITY			
SHARE CAPITAL AND RESERVES			
Authorized share capital:			
20,000,000 ordinary shares of Rs. 10/- each.		200,000,000	200,000,000
Issued, subscribed and paid up capital	12	10,000	10,000
Deposit for share	13	427,164,244	373,922,759
Accumulated loss		(41,291,706,862)	(17,132,914,902)
		(40,864,532,618)	(16,758,982,143)
NON CURRENT LIABILITIES			
Long term loan from Government of Pakistan	14	19,233,228,900	19,233,228,900
Long term loans	15	72,887,222	84,765,222
Deferred credits	16	7,033,492,196	6,673,837,992
		26,339,608,318	25,991,832,114
CURRENT LIABILITIES			
Consumers' security deposits	17	444,178,705	438,979,846
Current portion of long term loans		85,200,018	73,322,018
Trade and other liabilities	18	159,445,109,841	116,780,462,916
		159,974,488,562	117,292,764,780
		145,449,564,262	126,525,614,751
CONTINGENCIES	19	0	

The annexed notes form an integral part of these financial statements

TRIBAL AREAS ELECTRIC SUPPLY COMPANY LIMITED
STATEMENT OF PROFIT OR LOSS
FOR THE YEAR ENDED JUNE 30, 2022

	Note	2022 Rupees	2021 Rupees
Sale of electricity	20	29,316,105,494	32,112,510,759
Cost of electricity sold	21	47,385,756,801	23,192,335,474
Gross profit		<u>(18,069,651,307)</u>	<u>8,920,175,285</u>
Other Income	22	1,253,694,191	1,401,645,819
		<u>(16,815,957,115)</u>	<u>10,321,821,104</u>
Operating cost	23	7,117,773,641.53	4,764,551,677.00
Financial charges	24	225,061,203.64	55,212,016.00
		<u>7,342,834,845</u>	<u>4,819,763,693</u>
Profit for the year before taxation		<u>(24,158,791,960)</u>	<u>5,502,057,411</u>
Provision for taxation	25	-	-
Profit for the year		<u><u>(24,158,791,960)</u></u>	<u><u>5,502,057,411</u></u>
Earning per share - Basic & diluted	26	<u><u>(24,158,791.96)</u></u>	<u><u>6,502,057.41</u></u>

The annexed notes form an integral part of these financial statements

TRIBAL AREAS ELECTRIC SUPPLY COMPANY LIMITED
STATEMENT OF COMPREHENSIVE INCOME
FOR THE YEAR ENDED JUNE 30, 2022

	2022 Rupees	2021 Rupees
Profit for the year	(24,158,791,960)	5,502,057,411
Other comprehensive income	-	-
Total comprehensive income for the year	<u>(24,158,791,960)</u>	<u>5,502,057,411</u>

The annexed notes form an integral part of these financial statements

TRIBAL AREAS ELECTRIC SUPPLY COMPANY LIMITED
STATEMENT OF CHANGES IN EQUITY
FOR THE YEAR ENDED JUNE 30, 2022

	Issued, subscribed and paid up capital	Deposit for share	Accumulated loss	Total
	Rupees			
Opening balance as at July 01, 2020	10,000	373,922,759	(22,538,475,537)	(22,164,677,779)
Total comprehensive income				
Profit for the year	-	-	5,502,057,411	5,502,057,411
Prior years Adjustments				-
Adjustments				-
Other comprehensive income	-			-
	-	-	5,502,057,411	5,502,057,411
Balance as at June 30, 2021	10,000	373,922,759	(17,132,914,902)	(16,662,620,368)
Profit for the year	-	-	(24,158,791,960)	(24,158,791,960)
Prior years Adjustments				-
Addition		53,241,485		53,241,485
Other comprehensive income	-			-
	-	53,241,485	(24,158,791,960)	(24,105,550,475)
Balance as at June 30, 2022	10,000	427,164,244	(41,291,706,862)	(40,768,170,843)

The annexed notes form an integral part of these financial statements

TRIBAL AREAS ELECTRIC SUPPLY Company LIMITED
NOTES TO THE FINANCIAL STATEMENTS
FOR THE YEAR ENDED JUNE 30, 2022

1 STATUS AND ACTIVITIES

1.1 Tribal Areas Electric Supply Company Limited (the Company) was incorporated on July 03, 2002 as a public limited Company under the Companies Ordinance, 1984 having its registered office situated WAPDA House Lahore in the province of Punjab. The Company was formed to acquire/takeover all the properties, rights, assets, obligations and liabilities relating to Federally Administered Tribal Areas (FATA) from Water and Power Development Authority (WAPDA) and such other assets and liabilities as agreed. All such assets and liabilities have been transferred to the Company under the terms and conditions of Business Transfer Agreement dated July 31, 2004 which is effective from July 01, 2003. The Company has received distribution license in 2012-13.

1.2 The Company is a wholly owned subsidiary of Water and Power Development Authority (WAPDA).

1.3 The Company has accumulated losses of Rs.17,528 million (2020: Rs.22,538 million) as at the year end. Current liabilities of the Company have exceeded its current assets by Rs.5807 million (2020: 9122 million) as at balance sheet date. The distribution losses of the Company are 9.6% (2020: 16.2%) of the electricity purchased. These factors indicate the existence of a material uncertainty, which may cast significant doubts on the Company's ability to continue as a going concern and the Company may not be able to realize its assets and discharge its liabilities in the normal course of business.

The Company has taken different measures and has succeeded in reduction of its distribution losses. As a result, the Company is earning profit for the last 6 years. Moreover, the Company is a public interest company and is backed by Government of Pakistan. The Government of Pakistan is providing subsidy to the Company to cover up its losses and will provide the financial support to the Company as and when required. Considering these factors, the management is confident that the Company will be able to continue as a going concern.

2 Statement of compliance

These financial statements have been prepared in accordance with the accounting and reporting standards as applicable in Pakistan. The accounting and reporting standards applicable in Pakistan comprise of:

- International Financial Reporting Standard (IFRS's) issued by the International Accounting Standards Board (IASB) as notified under the Companies Act, 2017; and
- Provisions of and directives issued under the Companies Act, 2017.

Where provisions of and directives issued under the Companies Act, 2017 differ from the IFRS's, the provisions of and directives issued under the Companies Act, 2017 have been followed.

2.1 Application of new and revised International Financial Reporting Standards (IFRSs)

2.1.1 Standards, amendments to standards and interpretations becoming effective in current year

The following standards, amendments to standards and interpretations have been effective and are mandatory for financial statements of the Company for the periods beginning on or after July 01, 2017 and therefore, have been applied in preparing these financial statements.

IAS 12 Income taxes

The amendments to IAS 12 address the issue of recognition of deferred tax assets for unrealized losses and clarify how to account for deferred tax assets related to debt instruments measured at fair value.

The application of these amendments has no impact on the Company's financial statements.

IAS 7 Statement of cash flows

The amendments to IAS 7 introduce an additional disclosure that will enable users of financial statements to evaluate changes in liabilities arising from financing activities.

The application of these amendments has no impact on the Company's financial statements.

2.1.2 Standards, amendments to standards and interpretations becoming effective in current year but not relevant

There are certain amendments to standards that became effective during the year and are mandatory for accounting periods of the Company beginning on or after July 01, 2017 but are considered not to be relevant to the Company's operations and are, therefore, not disclosed in these financial statements.

2.1.3 Standards, amendments to standards and interpretations becoming effective in future periods

The following standards, amendments to standards and interpretations have been published and are mandatory for the Company's accounting periods beginning on or after their respective effective dates:

IAS / IFRS	Description	Effective date	Impact
IFRS 9	IFRS 9 contains accounting requirements for financial instruments in the areas of classification and measurement, impairments, hedge accounting, de-recognition.	On or after January 01, 2018	Management is assessing its impact on financial statements
IFRS 15	IFRS 15 provides a single, principles based five-step model to be applied to all contracts with customers.	On or after January 01, 2018	Management is assessing its impact on financial statements
IFRS 16	Replaces the current IAS - 17 and requires lessees to recognize a lease liability reflecting future lease payments for virtually all lease contracts.	On or after January 01, 2019	Not expected to have any material impact
IFRIC 22	This IFRIC addresses foreign currency transactions or parts of transactions where there is consideration that is denominated or priced in a foreign currency.	On or after January 01, 2018	Not expected to have any material impact
IFRIC 23	The interpretation is to be applied to the determination of taxable profit (tax loss), tax bases, unused tax losses, unused tax credits and tax rates, when there is uncertainty over income tax treatments under IAS 12.	On or after January 01, 2019	Not expected to have any material impact
IAS 40	These amendments clarify the requirements relating to transfers of property to, or from, investment property.	On or after January 01, 2018	Not expected to have any material impact
IAS 12	: Income Taxes - Income Tax consequences of dividends.	On or after January 01, 2019	Not expected to have any material impact
IFRS 3	Business Combinations - Re-measurement of previously held interest.	On or after January 01, 2017	Not expected to have any material impact
IFRS 11	Joint Venture - Re-measurement of previously held interest.	On or after January 01, 2019	Not expected to have any material impact
IAS 23	Borrowing Costs - Borrowing costs eligible for capitalization.	On or after January 01, 2019	Not expected to have any material impact

Annual improvements 2014-2016

IFRS 1	First-time Adoption of International Financial Reporting Standards.	On or after January 01, 2018 and January 01, 2019.	Not expected to have any material impact
IAS 28	Investments in Associates and Joint Ventures.		

2.1.4 Standards, amendments to standards and interpretations becoming effective in future period but not relevant.

There are certain new standards, amendments to standards and interpretations that are effective from different future periods but are considered not to be relevant to the Association's operations, therefore, not disclosed in these financial statements.

3 Basis of preparation

3.1 These financial statements have been prepared on the basis of the historical cost convention.

3.2 These Financial statements are presented in Pakistani Rupees, which is the Company's functional and presentation currency.

4 Significant accounting estimates and judgments

The preparation of financial statements in conformity with IASs / IFRSs requires management to make judgments, estimates and assumptions that affect the application of policies and reported amounts of assets and liabilities, income and expenses. The estimates and associated assumptions are based on historical experience and various other factors that are believed to be reasonable under the circumstances, the results of which form the basis of making judgments about carrying values of assets and liabilities that are not readily apparent from other sources. Actual results may differ from these estimates.

The estimates and underlying assumptions are reviewed on an ongoing basis. Revisions to accounting estimates are recognised in the period in which the estimates are revised.

Significant areas requiring the use of management estimates in these financial statements relate to the useful life of depreciable assets, provision for doubtful receivables and amortisation of deferred credits. However, assumptions and judgments made by management in the application of accounting policies that have significant effect on the financial statements are not expected to result in material adjustment to the carrying amounts of assets and liabilities in the next year.

5 Summary of significant accounting policies

The significant accounting policies adopted in the preparation of these financial statements are set out below. These policies have been consistently applied to all the years for which financial information is presented in these financial statements, unless otherwise stated.

5.1 Borrowings costs

Borrowing costs directly attributable to the acquisition, construction or production of qualifying assets, which are assets that necessarily take a substantial period of time to get ready for their intended use or sale, are added to the cost of those assets, until such time as the assets are substantially ready for their intended use or sale. All other borrowing costs are charged to profit and loss account whenever incurred.

5.2 Property, plant and equipment

Property, plant and equipment, except freehold land and capital work in progress, are stated at cost less accumulated depreciation and impairment losses, if any. Cost comprises acquisition and other directly attributable costs. Freehold land and capital work in progress are stated at cost less impairment losses, if any. Capital work in

Cost includes expenditure that is directly attributable to the acquisition of the asset. The cost of self-constructed assets includes the cost of materials, direct labor and any other costs directly attributable to bringing the assets to a working condition for their intended use.

Depreciation is provided on straight line method and charged to profit or loss to write off the depreciable amount of each asset over its estimated useful life at the rates specified in note 6.1. Depreciation on addition in property, plant and equipment is charged from the month of purchase or capitalization upto the month preceeding the month of its disposal.

Subsequent costs are included in the asset's carrying amount or recognized as a separate asset, as appropriate, only when it is probable that future economic benefit associated with the item will flow to the Company and the cost of the item can be measured reliably. Minor repair and maintenance are charged to income and expenditure account as and when incurred.

Repair and maintenance expenditure on capital works in progress are charged to profit and loss account as and when incurred while major renewals and improvements are capitalized.

Gains and losses on disposal of an item of property, plant and equipment are determined by comparing the proceeds from disposal with the carrying amount of property, plant and equipment, and are recognized in profit or

5.3 Stores, spares and loose tools

Stores, spares and loose tools are valued at cost, determined on moving average method less allowance for obsolete and slow moving items. Items in transit are valued at invoice value plus other charges incurred thereon.

Stocks, except wastes, are valued at lower of cost and net realizable value using the moving average method. Items in transit are valued at comprising invoice value and other charges incurred thereon.

5.4 Trade debts

Trade debts are carried at original billed value less an estimate for provision for doubtful debts. Trade debts are written-off when considered irrecoverable. No provision is made on government arrears and provision for receivable other than from Government is calculated in accordance with the policy approved by Board of Directors.

5.5 Loans and other receivables

These are initially recognized at the fair value of consideration given. Subsequent to initial recognition these are recorded at their amortized cost less impairment, if any.

5.6 Cash and cash equivalents

Cash and cash equivalents are carried at cost. For the purpose of cash flow statement, cash and cash equivalents comprise cash in hand, balances with banks in current and savings accounts, and short-term highly liquid investments that are readily convertible to known amounts of cash, and subject to an insignificant risk of changes in value.

5.7 Staff retirement benefits

The Company also maintains a General Provident Fund and WAPDA Welfare Fund for all its regular employees. The Company makes deductions from salaries of its employees and remits these amounts to the respective funds established by WAPDA.

5.8 Deferred credit

As the Company has applied IFRIC 18, as a result of which amounts received from consumers and the Government as contributions towards the cost of extension of distribution network and of providing service connections are deferred for amortization over the estimated useful lives of related assets except for separately identifiable services in which case revenue is recognized upfront upon establishing a connection network. The rate of amortization is 3.5%.

5.10 Trade and other payables

Trade and other payables are recognized initially at fair value plus directly attributable cost, if any, and subsequently carried at amortized cost, which approximates the fair value of the consideration to be paid in future for goods and services received, whether or not billed to the Company.

5.11 Revenue recognition

Revenue is recognized to the extent it is probable that the future economic benefits will flow to the Company. The Company generates revenue from:

a) Electricity sale

Revenue related to electricity sales is recognized on supply of electricity to consumers at the rates determined by NEPRA and notified by the Government of Pakistan, from time to time. Late payment surcharges are recognized on an accrual basis.

b) Tariff differential subsidy

Tariff differential subsidy on electricity announced by the Government of Pakistan for consumers is recognized under revenue on an accrual basis.

c) Rental and service income

Meter rentals are recognized on a time proportionate basis.

d) Interest / mark-up

Interest / mark-up on bank deposits is recognized on accrual basis using the effective interest rate method.

5.12 Borrowings

Borrowings are recognized initially at cost, less attributable transaction costs. Subsequent to initial recognition, borrowings are stated at original cost less subsequent repayments, while the difference between the original recognized amounts (as reduced by periodic payments) and the redemption value is recognized in the profit and loss account over the period of borrowing on an effective rate basis. The borrowing cost on qualifying assets is included in the cost of the related assets.

5.13 Provisions

A provision is recognized in the balance sheet when the Company has a legal or constructive obligation as a result of a past event, and it is probable that an outflow of economic benefits will be required to settle the obligation and a reliable estimate can be made of the amount of obligation. Provisions are measured at the present value of expected expenditure, discounted at a pre-tax rate that reflects current market assessment of the time value of the money and the risk specific to the obligation. However, provisions are reviewed at each balance sheet date and adjusted to reflect current best estimates.

5.14 Provision for taxation

a) Current

Provision for current tax is based on taxable income for the year determined in accordance with the prevailing law for taxation of income. The charge for current tax is calculated using prevailing current tax rates or tax rates after taking into account rebates and tax credits, if any, expected to apply to the profit for the year, if enacted. The charge for current tax also includes adjustments, where considered necessary, to provision for tax made in previous years arising from assessments framed during the year for such years.

b) Deferred

Deferred tax is accounted for all timing differences between carrying amounts of assets and liabilities in the financial statements and their tax base. Deferred tax liabilities are recognized for all taxable temporary differences. The Company recognizes deferred tax assets on all deductible temporary differences to the extent it is probable that future taxable profits will be available against which these deductible temporary differences can be utilized. Deferred tax asset is also recognized for the carry forward of unused tax losses and unused tax credits to the extent it is probable that future taxable profits will be available against which the unused tax losses and unused tax credits can be utilized. Deferred tax is charged to/credited in the profit and loss account except in case of items credited or charged to equity in which case it is included in equity.

Deferred tax assets and liabilities are measured at the tax rates that are expected to apply to the period when the asset is realized or the liability is settled, based on the tax rates (and tax laws) that have been enacted or substantively enacted at the balance sheet date. Income tax expense comprises of current and deferred tax. Income tax is recognized in profit and loss account except to extent that it relates to items recognized directly in equity, in which case it is recognized in equity.

5.15 Financial instruments

Financial assets and liabilities are recognized when the Company becomes a party to the contractual provisions of the instrument, and de-recognized when the Company loses control of the contractual rights that comprise the financial assets, and in case of financial liabilities, when the obligation specified in the contract is discharged, cancelled or expires. All financial assets and liabilities are initially recognized at fair value plus transaction costs other than financial assets and liabilities carried at fair value through profit or loss. Financial assets and liabilities carried at fair value through profit or loss are initially recognized at fair value, and transaction costs are charged to income for the year. These are subsequently measured at fair value, amortized cost or cost, as the case may be. Any gain or losses on de-recognition of financial assets and financial liabilities are included in profit and loss

a) Financial assets

Classification and subsequent measurement:

The Company classifies its financial assets in the following categories: fair value through profit or loss, held-to-maturity investments, loans and receivables and available-for-sale financial assets. The classification depends on the purpose for which the financial assets were acquired. Management determines the classification of its financial assets at initial recognition. Regular purchases and sales of financial assets are recognized on the trade date - the date on which the Company commits to purchase or sell the asset.

i Fair value through profit or loss

Financial assets at fair value through profit or loss include financial assets held-for-trading and financial assets, designated upon initial recognition, at fair value through profit or loss.

Financial assets at fair value through profit or loss are carried in the financial statements at their fair values, with changes therein recognized in the income for the year. Assets in this category are classified as current assets.

ii Loans and receivables

Loans and receivables are non-derivative financial assets with fixed or determinable payments that are not quoted in an active market. After initial measurement, these financial assets are measured at amortized cost, using the effective interest rate method, less impairment, if any.

Impairment of financial assets

The Company assesses at the end of each balance sheet date whether there is objective evidence that a financial asset or group of financial assets is impaired as a result of one or more events that occurred after the initial recognition of the asset (a 'loss event') and that loss event (or events) has an impact on the estimated future cash flows of the financial asset or group of financial assets that can be reliably estimated.

a) Financial liabilities

Initial recognition and measurement

The Company classifies its financial liabilities in the following categories: fair value through profit or loss and other financial liabilities. The Company determines the classification of its financial liabilities at initial recognition.

All financial liabilities are recognized initially at fair value and, in the case of other financial liabilities, also include directly attributable transaction costs.

Subsequent measurement

The measurement of financial liabilities depends on their classification as follows:

i) Fair value through profit or loss

Financial liabilities at fair value through profit or loss include financial liabilities held-for-trading and financial liabilities designated upon initial recognition as being at fair value through profit or loss. The Company has not designated any financial liabilities upon initial recognition as being at fair value through profit or loss.

ii Other financial liabilities

After initial recognition, other financial liabilities are subsequently measured at amortized cost, using the effective interest rate method.

c) Offsetting of financial assets and financial liabilities

Financial assets and liabilities are offset and the net amount is reported in the financial statements, if the Company has a legally enforceable right to set-off the recognized amounts, and the Company either intends to settle on a net basis, or realize the asset and settle the liability simultaneously.

5.16 Off-setting of financial assets and financial liabilities

Financial assets and liabilities are off set and the net amount is reported in the financial statements only when there is a legally enforceable right to set-off the recognized amount and the Company intends either to settle on a net basis, or to realize the assets and to settle the liabilities simultaneously.

5.17 Transactions with related parties

Transactions with related parties are carried out at arm's length. The prices are determined in accordance with comparable uncontrolled price method. The power is sold to related parties at the rates determined by National Electric Power Regulatory Authority.

5.18 Critical accounting estimates and judgments

The preparation of financial statements in conformity with IASs / IFRSs requires management to make judgments, estimates and assumptions that affect the application of policies and reported amounts of assets and liabilities, income and expenses. The estimates and associated assumptions are based on historical experience and various other factors that are believed to be reasonable under the circumstances, the results of which form the basis of making judgments about carrying values of assets and liabilities that are not readily apparent from other sources. Actual results may differ from these estimates.

The estimates and underlying assumptions are reviewed on an ongoing basis. Revisions to accounting estimates are recognized in the period in which the estimates are revised.

Significant areas requiring the use of management estimates in these financial statements relate to the useful life of depreciable assets, provision for doubtful receivables and slow moving inventory and staff retirement gratuity. However, assumptions and judgments made by management in the application of accounting policies that have significant effect on the financial statements are not expected to result in material adjustment to the carrying amounts of assets and liabilities in the next year.

6 Property, plant and equipment

		2022 Rupees	2021 Rupees
Operating fixed assets	6.1	7,810,438,252	7,412,435,775
Capital work in progress	6.2	10,731,671,197	7,180,738,067
		<u>18,542,109,449</u>	<u>14,593,173,842</u>

6.1 Operating assets

Freehold land	Building	Distribution equipment	Other plant and equipment	Vehicles	Total
---------------	----------	------------------------	---------------------------	----------	-------

As at July 01, 2020

Cost	31,586,946	210,917,868	9,001,118,025	39,089,339	103,310,790	9,386,022,968
Accumulated depreciation	-	(62,560,468)	(3,532,221,490)	(35,056,300)	(91,842,694)	(3,721,680,952)
Net book value	<u>31,586,946</u>	<u>148,357,400</u>	<u>5,468,896,535</u>	<u>4,033,039</u>	<u>11,468,096</u>	<u>5,664,342,016</u>

Year ended June 30, 2021

Opening net book value	31,586,946	148,357,400	5,468,896,535	4,033,039	11,468,096	5,664,342,016
Additions during the year	-	183,970,700	1,880,910,881	-	83,296,500	2,148,178,081
Assets written off:						-
Depreciation charge	-	(7,897,771)	(380,871,012)	(3,908,934)	(7,406,605)	(400,084,322)
Closing net book value	<u>31,586,946</u>	<u>324,430,329</u>	<u>6,968,936,404</u>	<u>124,105</u>	<u>87,357,991</u>	<u>7,412,435,775</u>

As at June 30, 2021

Cost	31,586,946	394,888,568	10,882,028,906	39,089,339	186,607,290	11,534,201,049
Accumulated depreciation	-	(70,458,239)	(3,913,092,502)	(38,965,234)	(99,249,299)	(4,121,765,274)
Net book value	<u>31,586,946</u>	<u>324,430,329</u>	<u>6,968,936,404</u>	<u>124,105</u>	<u>87,357,991</u>	<u>7,412,435,775</u>

Year ended June 30, 2022

Opening net book value	31,586,946	324,430,329	6,968,936,404	124,105	87,357,991	7,412,435,775
Adjustment during the year	3,600,000	(3,600,000)	-	-	-	-
Additions during the year	-	-	705,408,542	4,985,329	189,720,238	900,114,109
Assets written off:			(36,905,814)	-	(52,136,160)	(89,041,974)
Depreciation charge	-	(7,825,771.36)	(382,928,453.00)	(4,183,602.00)	(18,131,954.00)	(413,069,780.36)
Closing net book value	<u>35,186,946</u>	<u>313,004,558</u>	<u>7,254,510,679</u>	<u>925,832</u>	<u>206,810,115</u>	<u>8,814,661,638</u>

As at June 30, 2022

Cost	35,186,946	391,288,568	11,550,531,634	44,074,668	324,191,368	12,345,273,184
Accumulated depreciation	-	(78,284,010.36)	(4,296,020,955.00)	(43,148,714.00)	(117,381,253.00)	(4,534,834,932)
Net book value	<u>35,186,946</u>	<u>313,004,558</u>	<u>7,254,510,679</u>	<u>925,954</u>	<u>206,810,115</u>	<u>7,810,438,252</u>

Depreciation Rate	2%	3.5%	10%	10%
-------------------	----	------	-----	-----

6.1 Capital work in progress	Note	2022 Rupees	2021 Rupees
Civil works		1,072,704,210	617,512,231
Distribution equipments		9,658,966,987	6,563,225,836
		<u>10,731,671,197</u>	<u>7,180,738,067</u>

7 LONG TERM ADVANCES

Secured - considered good			
To employees		41,553,771	51,326,514
Less: current portion	9	(10,036,743)	(6,816,543)
		<u>31,517,028</u>	<u>44,509,971</u>

- 7.1 These are given to employees for house building, purchase of plot / vehicles and are repayable in five to ten years. These are secured against lien on thier provident fund balance, mortgage of immovable property and hypothecation of vehicles. These are subject to markup at the rate applicable on Provident Fund. These loans have been carried at cost as the effect of carrying these balances at amortised cost would not be material.

8 TRADE DEBTS	Note	2022 Rupees	2021 Rupees
Secured			
Considered good			
From consumers			
Against electricity cost	8.1	30,948,937,501	22,734,381,785
Against Government levies and other charges	8.1 & 8.2	63,031,513,395	52,272,301,743
		<u>93,980,450,896</u>	<u>75,006,683,528</u>
Considered doubtful		12,665,961,277	9,505,533,615
Provision for doubtful debts		(12,665,961,277)	(9,505,533,615)
		<u>93,980,450,896</u>	<u>75,006,683,528</u>

- 8.1 Trade debts are secured to the extent of corresponding consumers' security deposits against electricity connection.

8.2 Government levies and other charges	Note	2022 Rupees	2021 Rupees
Electricity duty		767,155,152	754,560,120
Withholding income tax		1,697,347,043	1,291,695,818
General sales tax		47,578,150,723	40,231,232,326
Others		12,988,860,477	9,994,813,479
	8.2.1	<u>63,031,513,395</u>	<u>52,272,301,743</u>

- 8.2.1 General sales tax is being deposited in Government Treasury on billing basis since 2007 through SRO (2007). Previously sales tax was deposited on collection basis.

	Note	2022 Rupees	2021 Rupees
9 ADVANCES AND OTHER RECEIVABLES			
Advances against expenses		37,501,103	37,084,306
Other advances		166,812	166,812
Due from related parties - net	9.1	42,231,012	37,883,661
Advances against shortage of store		568,010	
Current portion of long term advances		10,036,743	6,816,543
Current account with divisions		8,564,912,368	11,414,162,049
		<u>8,655,416,048</u>	<u>11,496,113,371</u>
9.1 Due from associated undertakings			
National Transmission and Dispatch Company Limited (NTDC)		111,750	-
WAPDA Welfare Fund		41,820,865	37,062,814
Quetta Electric Supply Company Limited (QESCO)		37,834	163,707
Multan Electric Supply Company Limited (MEPCO)		260,563	
Pakistan Electric Power Company Limited (PEPCO)			657,140
		<u>42,231,012</u>	<u>37,883,661</u>
9.2.1 These are interest free.			
	Note	2022 Rupees	2021 Rupees
10 RECEIVABLE FROM GOVERNMENT			
Tariff Deferencial Subsidy (T.D.S) Claims	10.1	17,838,836,368	19,787,205,865
Industrial Support Package (ISP) Claims	10.2	790,206,568	782,904,762
		<u>18,629,042,936</u>	<u>20,570,110,627</u>
10.1 Tariff Deferencial Subsidy (T.D.S) Claims			
Opening Balance		19,787,205,865	18,060,676,256
Subsidy Claim-revenue		641,055,574	2,320,504,800
Subsidy Claim - received from CPPA		2,589,425,071	(593,975,191)
		<u>17,838,836,368</u>	<u>19,787,205,865</u>
10.2 Industrial Support Package (ISP) Claims			
Opening Balance		782,904,762	330,839,501
ISP verified Claims		255,023,826	618,803,908
ISP receipts from CPPA		247,722,020	(166,738,647)
		<u>790,206,568</u>	<u>782,904,762</u>
11 CASH AND BANK BALANCES			
Cash in hand		-	-
Cash at banks In current accounts	11.1 & 11.2	1,320,935,192	2,236,785,635
Cash at banks In deposit accounts	11.1 & 11.2	749,598,207	2,519,662,408
		<u>2,070,533,399</u>	<u>4,756,448,043</u>
11.1 These include customer's security deposits amounting to Rs. 420.530 million (2020; Rs. 428.671 million) kept in separate bank account.			
11.2 These carry profit at the rate of 6% to 10% per annum (2020 ; 6% to 10% per annum).			
	Note	2022 Rupees	2021 Rupees
12 ISSUED, SUBSCRIBED AND PAID UP SHARE CAPITAL			
1000 ordinary shares of Rs. 10/- each fully paid in cash		<u>10,000</u>	<u>10,000</u>
12.1 These are held by Water and Power Development Authority (WAPDA) in the name of its nominee directors.			

	Note	2022 Rupees	2021 Rupees
13 DEPOSIT FOR SHARES	13.1	<u>427,164,244</u>	<u>373,922,759</u>
13.1			

	Note	2022 Rupees	2021 Rupees
14 LONG TERM LOAN FROM GOVERNMENT OF PAKISTAN			
Unsecured- Not subject to mark up	11.1	<u>19,233,228,900</u>	<u>19,233,228,900</u>

- 14.1** Loan of Rs. 203.219 billion was obtained by corporatized entities (DISCO's) to cover up short fall of revenue during the year 2003 to 2007 in the absence of subsidy mechanism in shape of payment to IPP's through Government of Pakistan. Repayment terms are not yet agreed. Request for conversion of this loan into subsidy is pending with Government of Pakistan. It is not payable on demand hence classified as non current liability.

	Note	2022 Rupees	2021 Rupees
15 LONG TERM LOANS			
Unsecured: under markup arrangement			
Cash development loans	15.1 & 15.2	158,087,240	158,087,240
Relent foreign loans	15.1 & 15.3		
		<u>158,087,240</u>	<u>158,087,240</u>
Less: current portion			
Over due		73,322,018	62,828,018
Payable within one year		11,878,000	10,494,000
Less: written off		85,200,018	73,322,018
		<u>72,887,222</u>	<u>84,765,222</u>

- 15.1** These loans have been transferred to the Company by WAPDA in the year 2008-09 vide letter no. GMF(P)/LOANS/MISC/CDL/645 in accordance with the terms of Loan Liabilities Transfer Agreement (LLTA) dated June 30, 2004. These loans have been transferred to the Company by WAPDA in Rupees denominations and are also repayable in Rupees. These are payable to the Government of Pakistan (Federal Government).
- 15.2** The balance amount of loans at the time of transfer to the Company were repayable in 7 to 24 years in un-equal annual installments commenced from 2005 and ending on 2028. These are subject to markup at the rates ranging from 10.87% to 11.70% per annum (2020: 10.87% to 18.03% per annum).
- 15.3** The balance amount of loans at the time of transfer to the Company were repayable in 7 to 20 years in un-equal annual installments commenced from 2005 and ending on 2020. These are subject to mark at the rates ranging from 11% to 14% per annum (2020: 11% to 14% per annum) including exchange risk fee at the rate of 3% per annum 2020: 3% per annum).
- 15.4** During the year Government of Pakistan, Finance Division through letter no.s F.I(10)-CF.I/2018-19/1271 and F.I(10)-CF.I/2018-19/1272 dated December 03, 2018 and letter no.s F.I(10)-CF.I/2018-19/281 and F.I(10)-CF.I/2018-19/641 dated March 03, 2019 and May 06, 2019 respectively waived off foreign relent loan and cash development loan, interest thereon and exchange risk through provision of subsidy for pick up of FATA. The amount was adjusted against these loans. The amount adjusted against these loans is Rs. 714,459,000/- which includes Rs. 308,098,000/- principal amount and Rs. 406,361,000/- as interest & exchange risks thereon.
- 15.5** The carrying value of loans related to overdue installments is Rs. 84.765 million 2020 Rs. 95.259 million).

16 DEFERRED CREDITS	Note	2022	2021
		Rupees	Rupees
Opening balance		9,173,286,833	7,292,375,952
Amount received during the year for capital expenditure		705,408,542	1,880,910,881
		<u>9,878,695,375</u>	<u>9,173,286,833</u>
Less: Accumulated amortization			
Opening balance		2,499,448,841	2,178,383,802
Amortisation for the year		345,754,338	321,065,039
		<u>2,845,203,179</u>	<u>2,499,448,841</u>
		<u>7,033,492,196</u>	<u>6,673,837,992</u>
17 CONSUMERS' SECURITY DEPOSITS		444,178,705	438,979,846

17.1 These represents security deposits received from consumers against electricity connection.

18 TRADE AND OTHER LIABILITIES	Note	2022	2021
		Rupees	Rupees
I Creditors	18.1	107,922,693,830	74,817,234,669
Due to associated undertakings-unsecured	18.2	104,930,802	376,206,828
A Electricity duty payable		1,018,566,748	923,245,073
B Withholding income tax		2,017,546,473	1,529,764,339
C Capital contributions awaiting connections		202,898,738	202,547,449
D Receipts against deposit work in progress		13,350,047,282	11,174,807,444
E-B/S Accrued liabilities		141,521,163	50,841,433
F Retention money-contractors		128,886,110	79,190,593
G General sales tax		18,187,585,995	14,614,527,265
H Others taxes payable		16,370,080,277	13,012,097,822
I Supplier Security		352,423	
		<u>159,445,109,841</u>	<u>116,780,462,915</u>
		2022	2021
		Rupees	Rupees
18.1 Creditors			
Peshawar Electric Supply Company Limited (PESCO)		44,882,830,386	42,816,381,093
Central power purchasing Agency		62,045,454,299	31,507,095,950
Trade Creditors Payable		994,409,145	493,757,626
		<u>107,922,693,830</u>	<u>74,817,234,669</u>
		2022	2021
		Rupees	Rupees
18.2 Due to associated undertakings-net			
WAPDA		93,030,147	93,030,147
Jamshoro Power Company Limited (GENCO-1)		3,000	3,000
Lahore Electric Supply Company Limited (LESCO)		2,566,683	2,076,922
Faisalabad Electric Supply Company Limited (FESCO)		1,458,575	1,216,406
Gujrawala Electric Supply Company Limited		244,283	192,755
Islamabad Electric Supply Company Limited (IESCO)		7,409,506	6,076,822
Hyderabad Electric Supply Company Limited (HESCO)		218,608	30,688
National Transmission and Dispatch Company Limited			273,580,088
		<u>104,930,802</u>	<u>376,206,828</u>

19 CONTINGENCIES

Various industrial consumers/establishments in specified areas have disputes and filed suits against the Company for withdrawal of relief/subsidy the financial impact of which has not been determined and in the opinion of management, the Company has strong grounds in such cases. Consequently, no provision for any liability that may arise has been made in the financial statements.

	Note	2022 Rupees	2021 Rupees
20 ELECTRICITY SALES			
Electricity billing	20.1	36,782,413,777	29,173,202,051
Subsidy from Government	20.2	(7,466,308,283)	2,939,308,708
		<u>29,316,105,494</u>	<u>32,112,510,759</u>

20.1 Electricity sold, total units: 2,023 million (2020: 2,001 million units) at the average rate of Rs. 15.87 (2020: Rs.13.26) per unit.

20.2 This represents the subsidy granted by the Government of Pakistan to the Company on Tariif differential between the Sale Price of electricity charged to the consumer and the rate determined by NEPRA under different tariff determinations.

	Note	2022 Rupees	2021 Rupees
21 COST OF ELECTRICITY			
Purchases from Central Power Purchase Agency	21.1	<u>47,385,756,801</u>	<u>23,192,335,474</u>
21.1 Electricity purchases during the year have been invoiced by CPPA at the average rate of Rs.10.37 per KWH (2020: Rs.11.29 per KWH).			

	Note	2022 Rupees	2021 Rupees
22 OTHER INCOME			
Rental and service income		54,710,513	131,575,838
Profit on deposits		215,374,298	417,280,047
Sale of scrap			
Amortization of deferred credit	16	345,754,338	321,065,039
Income from non utility operationn		63,529	50,805
Miscellaneous income		<u>637,791,513</u>	<u>531,674,090</u>
		<u>1,253,694,191</u>	<u>1,401,645,819</u>

23 OPERATING COST			
Salaries, wages and other benefits		1,349,882,818	1,120,135,167
Repair and maintenance		103,693,053	37,220,251
Travelling		29,618,323	31,948,955
Transport		29,347,723	27,627,775
Power, light and water		2,157,580	765,421
Rent, rates and taxes		2,811,904	2,958,417
Postage and telephone		2,914,871	2,768,302
Office supplies and other expenses		4,788,398	3,431,183
Electricity bills collection charges		19,200	41,812
Legal expenses		5,234,000	3,213,900
Damages and injuries		7,500,000	8,216,245
Consultancy		13,460,778	23,633,316
Management fee		14,027,244	36,111,577
Bad debts		<u>2,599,409,801</u>	<u>13,645,228</u>
Auditors' remuneration		730,000	695,000
Store handling/computer charges (ERP)		16,254,610	-
Advertising and publicity		7,311,018	4,666,777
Subscription and periodicals		188,627	240,160
Insurance		-	1,316,831
Depreciation		<u>413,069,670</u>	<u>400,084,322</u>
Wheeling charges to PESCO		<u>2,490,046,406</u>	<u>3,032,768,914</u>
Computer services (PITC)		7,771,299	7,226,568
Directors Fees		12,078,673	1,890,000
Miscellaneous		<u>5,457,646</u>	<u>3,945,556</u>
		<u>7,117,773,642</u>	<u>4,764,551,677</u>

	Note	2022 Rupees	2021 Rupees
24 FINANCIAL CHARGES			
Interest/mark up on long term loans	24.1	224,795,414	54,793,811
Bank charges		265,790	418,205
		<u>225,061,204</u>	<u>55,212,016</u>
24.1 Interest/mark up on long term loans			
Federal Government loan		<u>224,795,414</u>	<u>54,793,811</u>
		<u>224,795,414</u>	<u>54,793,811</u>
24.1.1	These have been charged by WAPDA on loans allocated to the Company as per Loans Liabilities Transfer Agreement (LLTA) (Ref Note 15).		

25 PROVISION FOR TAXATION

Income from sale of electricity in Federally Administered Tribal Areas (FATA) is not chargeable to tax as taxation laws are not applicable in FATA region. Therefore, no provision for current and deferred taxation has been made.

	Note	2022 Rupees	2021 Rupees
26 EARNINGS PER SHARE - BASIC & DILUTED			
Profit for the year - Rupees		<u>(24,158,791,960)</u>	<u>6,502,057,411</u>
Number of ordinary shares		<u>1000</u>	<u>1000</u>
Earning per share- Basic & diluted		<u>(24,158,791.96)</u>	<u>6,502,057.41</u>

26.1 There is no dilutive effect on basic earning per share of the Company.

27 REMUNERATION OF CHIEF EXECUTIVE AND DIRECTORS

The aggregate amount charged in these financial statements in respect of remuneration including certain benefits to the Chief Executive is Rs. 6,613,704 (2020: Rs. 2,314,860). The Company also provides free telephone, electricity, hospitalization and Company's maintained vehicle to the Chief Executive.

