TARIFF (DEPARTMENT)
Dir (T-I)..... Dir (T-II).....
Dir (T-III)..... Dir (T-IV).....
Dir (T-V)..... Addl. Dir (RE).....
Date. 20-02-2023

For information & n.a, please.
- ADG (Tariff)
Copy to:
- DG (M&E)
- M/F

CC: Chairman
- M (Tariff)

Mr. Mazhar Iqbal Ranjha,
Registrar,
National Electric Power Regulatory Authority,
NEPRA Tower, Attaturk Avenue (East),
Sector G-5/1,
Islamabad.

Ref No. KE/BPR/NEPRA/2023/040
February 15, 2023

**Subject: MONTHLY COST VARIATION FOR JANUARY 2023 UNDER MULTI-YEAR TARIFF 2017 - 2023**

Dear Sir,

This is with reference to the mechanism for monthly and quarterly variations provided in the Multi-Year Tariff Determination of K-Electric Limited (KE) dated July 5, 2018 (MYT), notified vide SRO No. 576 (I)/2019 dated May 22, 2019.

In this regard, please find enclosed calculation of monthly variation for the month of January 2023 along with relevant supports, for Authority's approval.

Please note that the calculation for the month of January 2023 for purchases from CPPA is based on CPPA's requested fuel rate for the month of January 2023 and is subject to actualization based on NEPRA's Decision for the month of January 2023.

Summary of cost variation for the month January 2023 is as below:

| Month | Variation Amount (PKR Million) | Variation per unit (PKR / kWh) |
|---|---|---|
| January 2023 | 2,773 | 2.699 |

KE dispatches as per Economic Merit Order from its own generating units (with the available fuel resources) and import from external sources. It is also certified that the cost of fuel and power purchase claim does not include any amount of late payment surcharge / mark-up / interest. All the requisite details including generation statistic sheets and invoices are enclosed.

**Heat Rate**

Heat Rates for BQPS I, BQPS II, KCCP (Gas), KGTPS and SGTPS are in line with the heat rates determined by NEPRA pursuant to independent engineers as required in MYT decision dated July 05, 2018.

For KCCP (HSD), KE has filed a review against NEPRA's decision dated Aug 04, 2022. Any adjustment in this regard would be claimed subsequent to Authority's determination.

Tariff Division Regd
Dy No. 114
Dated 20-2-23

REGISTRAR OFFICE
Diary No. 1877
Date 17-2-2023



K-Electric Limited
39-BKE House Sunset Boulevard, DHA- Phase 2, Karachi, Pakistan

BQPS III is under commissioning. KE has claimed the cost of January 2023 based on NEPRA allowed provisional heat rate.

Sincerely,

**Ayaz Jaffar Ahmed**
Director – Finance

**Enclosed:**

- Calculation sheet of monthly variation – January 2023
- Supporting Documents for January 2023

K Electric Limited

SUMMARY OF REQUIRED ADJUSTMENT ON ACCOUNT OF VARIATION IN COST OF FUEL AND POWER PURCHASES

| | DESCRIPTION | | Unit | Dec-22 | Jan-23 |
|---|---|---|---|---|---|
| | | | | Reference | Current |
| A) | **Cost of fuel** | | | | |
| | Cost of fuel - KE | a | Mill Rs. | 7,142.071 | 5,321.929 |
| | Cost of fuel - Power Purchases | b | Mill Rs. | 7,057.129 | 9,295.520 |
| | EMO - Note 1 | c | Mill Rs. | | 546.000 |
| | **Total** | d = a + b + c | **Mill Rs.** | **14,199.199** | **15,163.449** |
| B) | **Units Sent Out** | | | | |
| | Units Sent Out - KE | e | GWh | 331.151 | 252.743 |
| | Units - Power purchases | f | GWh | 846.184 | 774.635 |
| | **Total** | g = e + f | **GWh** | **1,177.335** | **1,027.378** |
| C) | **Cost per unit on respective Sent Out** | | | | |
| | Cost of fuel - KE | h = a / e | Rs./kWh | 21.567 | 21.057 |
| | Cost of fuel - Power Purchases | i = b / f | Rs./kWh | 8.340 | 12.000 |
| | EMO - Note 1 | j = c / g | Rs./kWh | - | 0.531 |
| | **Weighted Average Cost / Total cost per unit** | k = d / g | **Rs./kWh** | **12.060** | **14.759** |
| D) | **Cost per unit on total sent out - Note 2** | | | | |
| | Cost of fuel - KE on total sent out | l = a / g | Rs./kWh | 6.066 | 5.180 |
| | Cost of fuel - Power Purchases on total sent out | m = b / g | Rs./kWh | 5.994 | 9.048 |
| | EMO - Note 1 | n = c / g | Rs./kWh | - | 0.531 |
| | **Weighted Average Cost / Total cost per unit** | o = d / g | **Rs./kWh** | **12.060** | **14.759** |
| E) | **Variation per unit - Note 3** | | | | |
| | Cost of fuel - KE | p = l(Jan-23) - l(Dec-22) | Rs./kWh | | (0.886) |
| | Cost of fuel - Power Purchases | q = m(Jan-23) - m(Dec-22) | Rs./kWh | | 3.054 |
| | EMO - Note 1 | r = n(Jan-23) - n(Dec-22) | Rs./kWh | | 0.531 |
| | **Total Fuel Cost Adjustment** | s = p + q + r | **Rs./kWh** | | **2.699** |
| F) | **Total Fuel Cost Adjustment** | t = s x 100 | **Ps/kWh** | | **269.891** |
| G) | **Variation amount** | | | | |
| | Cost of fuel - KE | u = p x g | Mill Rs. | | (910.456) |
| | Cost of fuel - Power Purchases | v = q x g | Mill Rs. | | 3,137.257 |
| | EMO - Note 1 | w = r x g | Mill Rs. | | 546.000 |
| | **Total Fuel Cost Adjustment** | x = u + v + w | **Mill Rs.** | | **2,772.801** |

**Note 1:** KE has submitted the required data / information to NEPRA regarding the provisional adjustments made by NEPRA with respect to EMO from June 2021 to September 2022 and accordingly, an amount of PKR 546 million has been included in the FCA for the month of January 2023.

**Note 2:** As per mechanism given in MYT, weighted average cost for KE's fuel cost and power purchase is calculated by dividing fuel cost with total units sent out (KE+power purchase) in GWh as per Annexure II & III of MYT Decision.

**Note 3**: Calculated as difference of current and reference month of cost per unit for the month.

**Note 4:** Fuel cost for the reference month December 2022 is aligned with NEPRA's decision in the matter of Fuel Charges Adjustment of KE for the month of December 2022 dated February 09, 2023.

Work Sheet - Generation Fuel Cost Variation

| DESCRIPTION | | Dec-22 Reference | Jan-23 Current |
|---|---|---|---|
| 1 Units Generated - Actual | | | |
| 1a UNITS GENERATED ON FURNACE OIL + (LDO Bifurcated) | | | |
| i Bin Qasim - I | | | |
| Unit 1 | GWh | - | - |
| Unit 2 | GWh | - | 1.901 |
| Unit 3 | GWh | - | - |
| Unit 4 | GWh | - | - |
| Unit 5 | GWh | 1.464 | - |
| Unit 6 | GWh | - | 0.631 |
| **Total unit generated on furnace oil - Bin Qasim - I** | GWh | **1.464** | **2.532** |
| 1b UNITS GENERATED ON INDIGENOUS GAS | | | |
| i Bin Qasim - I | | | |
| Unit 1 | GWh | - | - |
| Unit 2 | GWh | - | 0.102 |
| Unit 3 | GWh | - | - |
| Unit 4 | GWh | - | - |
| Unit 5 | GWh | 0.312 | - |
| Unit 6 | GWh | - | 0.030 |
| **Total unit generated on Indigenous Gas - Bin Qasim - I** | GWh | **0.312** | **0.132** |
| ii Bin Qasim II - 560 MW with one compressor | GWh | 40.367 | 16.972 |
| iii Korangi Town Gas Turbine II | GWh | 0.0003 | - |
| iv Site Gas Turbine II | GWh | 0.0006 | 0.0002 |
| v Korangi CCPP | GWh | - | 0.009 |
| **Total unit generated on Indigenous Gas** | GWh | **40.679** | **17.113** |
| 1c UNITS GENERATED ON LNG | | | |
| i Bin Qasim - I | | | |
| Unit 1 | GWh | - | - |
| Unit 2 | GWh | - | 0.687 |
| Unit 3 | GWh | - | - |
| Unit 4 | GWh | - | - |
| Unit 5 | GWh | 0.447 | - |
| Unit 6 | GWh | - | 0.199 |
| **Total unit generated on LNG - Bin Qasim - I** | GWh | **0.447** | **0.886** |
| ii(a) Bin Qasim II - 560 MW with one compressor (SSGC) | GWh | 77.745 | 23.141 |
| ii (b) Bin Qasim II - 560 MW with no compressor (PLL) | GWh | - | 21.524 |
| ii (c) Bin Qasim II - 560 MW with one compressor (PLL) | GWh | 146.426 | 30.686 |
| iii Korangi Town Gas Turbine II | GWh | 0.0006 | - |
| iv Site Gas Turbine II | GWh | 0.0015 | 0.00003 |
| v Korangi CCPP-220 MW | GWh | - | 3.209 |
| vi (a) BQPS III - Unit 1 | GWh | 18.365 | 51.908 |
| vi (b) BQPS III - Unit 2 | GWh | 59.806 | 107.442 |
| **Total unit generated on LNG** | GWh | **302.790** | **238.796** |
| 3d UNITS GENERATED ON HSD | | | |
| i Korangi CCPP - 220 MW | GWh | - | 2.066 |
| **Total unit generated on HSD** | GWh | **-** | **2.066** |
| **Total Units Generated - KE** | GWh | **344.933** | **260.506** |

Work Sheet - Generation Fuel Cost Variation

| | DESCRIPTION | | Dec-22 Reference | Jan-23 Current |
|---|---|---|---|---|
| 2 | **Auxiliary Consumption - NEPRA allowed percentage** | | | |
| i | Bin Qasim - I | | | |
| | Unit 1 | | 8.1% | 8.1% |
| | Unit 2 | | 8.0% | 8.0% |
| | Unit 3 | | 8.3% | 8.3% |
| | Unit 4 | | 8.2% | 8.2% |
| | Unit 5 | | 7.8% | 7.8% |
| | Unit 6 | | 7.7% | 7.7% |
| ii (a) | Bin Qasim II - 560 MW with no compressor - Note 1 | | 3.0% | 3.0% |
| ii (b) | Bin Qasim II - 560 MW with one compressor - Note 1 | | 4.5% | 4.5% |
| iii | Korangi Town Gas Turbine II | | 2.5% | 2.5% |
| iv | Site Gas Turbine II | | 2.5% | 2.5% |
| v | Korangi CCPP | | 6.9% | 6.9% |
| vi | BQPS III | | 2.0% | 2.0% |
| 3 | **Auxiliary Consumption - NEPRA allowed** | | | |
| 3a | **AUXILIARY CONSUMPTION ON FURNACE OIL** | | | |
| | Bin Qasim - I | | | |
| | Unit 1 | GWh | - | - |
| | Unit 2 | GWh | - | 0.152 |
| | Unit 3 | GWh | - | - |
| | Unit 4 | GWh | - | - |
| | Unit 5 | GWh | 0.113 | - |
| | Unit 6 | GWh | - | 0.049 |
| | **Total Auxiliary on Furnace Oil - Bin Qasim** | GWh | **0.113** | **0.201** |
| 3b | **AUXILIARY CONSUMPTION ON INDIGENOUS GAS** | | | |
| i | Bin Qasim - I | | | |
| | Unit 1 | GWh | - | - |
| | Unit 2 | GWh | - | 0.008 |
| | Unit 3 | GWh | - | - |
| | Unit 4 | GWh | - | - |
| | Unit 5 | GWh | 0.024 | - |
| | Unit 6 | GWh | - | 0.002 |
| | **Total Auxiliary on Indigenous Gas - Bin Qasim** | GWh | **0.024** | **0.010** |
| ii | Bin Qasim II - 560 MW with one compressor | GWh | 1.833 | 0.771 |
| iii | Korangi Town Gas Turbine II | GWh | 0.00001 | - |
| iv | Site Gas Turbine II | GWh | 0.00002 | 0.000004 |
| v | Korangi CCPP | GWh | - | 0.001 |
| | **Total Auxiliary on Indigenous Gas - KE** | GWh | **1.857** | **0.782** |
| 3c | **AUXILIARY CONSUMPTION ON LNG** | | | |
| i | Bin Qasim - I | | | |
| | Unit 1 | GWh | - | - |
| | Unit 2 | GWh | - | 0.055 |
| | Unit 3 | GWh | - | - |
| | Unit 4 | GWh | - | - |
| | Unit 5 | GWh | 0.035 | - |
| | Unit 6 | GWh | - | 0.015 |
| | **Total Auxiliary on LNG - Bin Qasim** | GWh | **0.035** | **0.070** |
| ii (a) | Bin Qasim II - 560 MW with one compressor (SSGC) | GWh | 3.530 | 1.051 |
| ii (b) | Bin Qasim II - 560 MW with no compressor (PLL) | GWh | - | 0.639 |
| ii (c) | Bin Qasim II - 560 MW with one compressor (PLL) | GWh | 6.648 | 1.393 |
| iii | Korangi Town Gas Turbine II | GWh | 0.00001 | - |
| iv | Site Gas Turbine II | GWh | 0.00004 | 0.000001 |
| v | Korangi CCPP | GWh | - | 0.222 |
| vi (a) | BQPS III - Unit 1 | GWh | 0.376 | 1.063 |
| vi (b) | BQPS III - Unit 2 | GWh | 1.224 | 2.199 |
| | **Total Auxiliary on LNG - KE** | GWh | **11.812** | **6.637** |
| 3d | **AUXILIARY CONSUMPTION ON HSD** | | | |
| i | Korangi CCPP - 220 MW | GWh | - | 0.143 |
| | **Total Auxiliary on HSD** | GWh | **-** | **0.143** |
| | **Total auxiliary units- KE** | GWh | **13.782** | **7.762** |

Work Sheet - Generation Fuel Cost Variation

| DESCRIPTION | | Dec-22 Reference | Jan-23 Current |
|---|---|---|---|
| **4 UNITS SENT OUT** | | | |
| **4a UNITS SENT OUT ON FURNACE OIL** | | | |
| i Bin Qasim - I | | | |
| Unit 1 | GWh | - | - |
| Unit 2 | GWh | - | 1.749 |
| Unit 3 | GWh | - | - |
| Unit 4 | GWh | - | - |
| Unit 5 | GWh | 1.351 | - |
| Unit 6 | GWh | - | 0.583 |
| **Total units sent out on furnace oil - Bin Qasim - I** | **GWh** | **1.351** | **2.331** |
| **4b UNITS SENT OUT ON INDIGENOUS GAS** | | | |
| i Bin Qasim - I | | | |
| Unit 1 | GWh | - | - |
| Unit 2 | GWh | - | 0.094 |
| Unit 3 | GWh | - | - |
| Unit 4 | GWh | - | - |
| Unit 5 | GWh | 0.288 | - |
| Unit 6 | GWh | - | 0.027 |
| **Total units sent out on indigenous gas - Bin Qasim - I** | **GWh** | **0.288** | **0.121** |
| ii Bin Qasim II - 560 MW with one compressor | GWh | 38.534 | 16.201 |
| iii Korangi Town Gas Turbine II | GWh | 0.0003 | - |
| iv Site Gas Turbine II | GWh | 0.0006 | 0.0002 |
| v Korangi CCPP | GWh | - | 0.008 |
| **Total units sent out on indigenous gas - KE** | **GWh** | **38.823** | **16.331** |
| **4c UNITS SENT OUT ON LNG** | | | |
| i Bin Qasim - I | | | |
| Unit 1 | GWh | - | - |
| Unit 2 | GWh | - | 0.632 |
| Unit 3 | GWh | - | - |
| Unit 4 | GWh | - | - |
| Unit 5 | GWh | 0.412 | - |
| Unit 6 | GWh | - | 0.183 |
| **Total units sent out on LNG - Bin Qasim - I** | **GWh** | **0.412** | **0.815** |
| ii(a) Bin Qasim II - 560 MW with one compressor (SSGC) | GWh | 74.215 | 22.090 |
| ii (b) Bin Qasim II - 560 MW with no compressor (PLL) | GWh | - | 20.885 |
| ii (c) Bin Qasim II - 560 MW with one compressor (PLL) | GWh | 139.778 | 29.293 |
| iii Korangi Town Gas Turbine II | GWh | 0.0006 | - |
| iv Site Gas Turbine II | GWh | 0.0014 | 0.00003 |
| v Korangi CCPP | GWh | - | 2.987 |
| vi (a) BQPS III - Unit 1 | GWh | 17.989 | 50.846 |
| vi (b) BQPS III - Unit 2 | GWh | 58.582 | 105.243 |
| **Total units sent out on LNG - KE** | **GWh** | **290.978** | **232.158** |
| **4d UNITS SENT OUT ON HSD** | | | |
| i Korangi CCPP - 220 MW | GWh | - | 1.923 |
| **Total units sent out on HSD** | **GWh** | **-** | **1.923** |
| **Total units sent out KE** | **GWh** | **331.151** | **252.743** |

Work Sheet - Generation Fuel Cost Variation

| DESCRIPTION | | Dec-22 | Jan-23 |
|---|---|---|---|
| | | Reference | Current |
| 5 HEAT RATE AT BUS BAR (Note 2) | | | |
| ia Bin Qasim - I - FO - | | | |
| Unit 1 | Btu/kWh | 10,844 | 10,844 |
| Unit 2 | Btu/kWh | 10,653 | 10,653 |
| Unit 3 | Btu/kWh | 12,818 | 12,818 |
| Unit 4 | Btu/kWh | 13,006 | 13,006 |
| Unit 5 | Btu/kWh | 10,614 | 10,614 |
| Unit 6 | Btu/kWh | 10,785 | 10,785 |
| ib Bin Qasim - I - Gas | | | |
| Unit 1 | Btu/kWh | 11,525 | 11,525 |
| Unit 2 | Btu/kWh | 11,277 | 11,277 |
| Unit 3 | Btu/kWh | 12,818 | 12,818 |
| Unit 4 | Btu/kWh | 13,006 | 13,006 |
| Unit 5 | Btu/kWh | 11,277 | 11,277 |
| Unit 6 | Btu/kWh | 11,667 | 11,667 |
| ii (a) Bin Qasim II - 560 MW with no compressor - Note 1 | Btu/kWh | 8,101 | 8,101 |
| ii (b) Bin Qasim II - 560 MW with one compressor - Note 1 | Btu/kWh | 8,238 | 8,238 |
| iii Korangi Town Gas Turbine II | Btu/kWh | 9,099 | 9,099 |
| iv Site Gas Turbine II | Btu/kWh | 9,149 | 9,149 |
| v Korangi CCPP | Btu/kWh | 8,477 | 8,477 |
| vi Korangi CCPP - HSD - Note 3 | Btu/kWh | 7,922 | 7,922 |
| vii BQPS III | Btu/kWh | 6,381 | 6,381 |

**Note 1**: Heat rate for BQPS-II is based on Net Heat Rate with one compressor and with no compressor adjusted for part load factor of 1.0152 as allowed by NEPRA in decision dated January 01, 2020. Accordingly auxiliary consumption with one compressor and with no compressor has been used based on auxiliary allowed under NEPRA's decision July 05, 2018 adjusted for reduction on auxiliary consumption.

**Note 2:** Heat Rates are based on NEPRA's determination for relevant plants except for BQPS III which is under commissioning. KE has claimed the cost for the Month of January 2023 based on NEPRA allowed provisional heat rate at 6,381 BTU / KWh at 100% load.

**Note 3:** Heat Rate of KCCP (HSD) is based on NEPRA's decision dated Aug 04, 2022 against which KE has filed review motion. Any adjustment in this regard, would be claimed subsequent to NEPRA's final determination

Work Sheet - Generation Fuel Cost Variation

| | DESCRIPTION | | | Dec-22 | Jan-23 |
|---|---|---|---|---|---|
| | | | | Reference | Current |
| 6 | Calorific Value - Furnace Oil | | Btu/kg | 40,351 | 40,351 |
| 7 | FUEL PRICES | | | | |
| | 7a | Fuel Price - Indigenous Gas | Rs./MMBTU | 857 | 857 |
| | 7b | Fuel Price - Furnace Oil | Rs./Mton | 139,876 | 139,876 |
| | 7c | Fuel Price - Furnace Oil | Rs./MMBTU | 3,466 | 3,466 |
| | 7d | Fuel Price - LNG | Rs./MMBTU | 3,345 | 3,392 |
| | 7e | Fuel Price - HSD | Rs./MMBTU | 6,062 | 6,061 |
| | 7f | Fuel Price - HSD | Rs./Litre | 220 | 220 |
| | 7g | Fuel Price - RLNG (PLL for BQPS III) - Note 4 | Rs./MMBTU | 2,911 | 3,089 |
| | 7h | Fuel Price - RLNG (PLL for BQPS II) - Note 4 & 5 | Rs./MMBTU | 2,896 | 2,963 |
| 8 | COST OF FUEL | | | | |
| | 8a | Furnace oil | | | |
| | i | Bin Qasim - I | | | |
| | | Unit 1 | Mill Rs. | - | - |
| | | Unit 2 | Mill Rs. | - | 64.570 |
| | | Unit 3 | Mill Rs. | - | - |
| | | Unit 4 | Mill Rs. | - | - |
| | | Unit 5 | Mill Rs. | 49.693 | - |
| | | Unit 6 | Mill Rs. | - | 21.785 |
| | | **Total Cost of Furnace Oil - Bin Qasim - I** | **Mill Rs.** | **49.693** | **86.355** |
| | 8b | Indigenous Gas | | | |
| | i | Bin Qasim - I | | | |
| | | Unit 1 | Mill Rs. | - | - |
| | | Unit 2 | Mill Rs. | - | 0.909 |
| | | Unit 3 | Mill Rs. | - | - |
| | | Unit 4 | Mill Rs. | - | - |
| | | Unit 5 | Mill Rs. | 2.781 | - |
| | | Unit 6 | Mill Rs. | - | 0.273 |
| | | **Total Cost of Indigenous Gas - Bin Qasim - I** | **Mill Rs.** | **2.781** | **1.181** |
| | ii | Bin Qasim II - 560 MW with one compressor (SSGC) | Mill Rs. | 272.062 | 114.387 |
| | iii | Korangi Town Gas Turbine II | Mill Rs. | 0.0022 | - |
| | iv | Site Gas Turbine II | Mill Rs. | 0.0046 | 0.0013 |
| | v | Korangi CCPP | Mill Rs. | - | 0.059 |
| | | **Total Cost of Indigenous Gas - KE** | **Mill Rs.** | **274.850** | **115.629** |
| | 8c | LNG | | | |
| | i | Bin Qasim - I | | | |
| | | Unit 1 | Mill Rs. | - | - |
| | | Unit 2 | Mill Rs. | - | 24.176 |
| | | Unit 3 | Mill Rs. | - | - |
| | | Unit 4 | Mill Rs. | - | - |
| | | Unit 5 | Mill Rs. | 15.549 | - |
| | | Unit 6 | Mill Rs. | - | 7.256 |
| | | **Total Cost of LNG - Bin Qasim - I** | **Mill Rs.** | **15.549** | **31.431** |
| | ii (a) | Bin Qasim II - 560 MW with one compressor (SSGC) | Mill Rs. | 2,045.164 | 617.361 |
| | ii (b) | Bin Qasim II - 560 MW with no compressor (PLL) | Mill Rs. | - | 501.354 |
| | ii (c) | Bin Qasim II - 560 MW with one compressor (PLL) | Mill Rs. | 3,334.490 | 715.146 |
| | iii | Korangi Town Gas Turbine II | Mill Rs. | 0.017 | - |
| | iv | Site Gas Turbine II | Mill Rs. | 0.043 | 0.001 |
| | v | Korangi CCPP | Mill Rs. | - | 85.888 |
| | vi(a) | BQPS III - Unit 1 | Mill Rs. | 334.132 | 1,002.147 |
| | vi(b) | BQPS III - Unit 2 | Mill Rs. | 1,088.132 | 2,074.299 |
| | | **Total Cost of LNG - KE** | **Mill Rs.** | **6,817.528** | **5,027.627** |
| | 8d | HSD | | | |
| | i | Korangi CCPP | Mill Rs. | - | 92.317 |
| | | **Total Cost of HSD - KE** | **Mill Rs.** | **-** | **92.317** |
| | **Total cost of fuel - KE** | **a** | **Mill Rs.** | **7,142.071** | **5,321.929** |

Work Sheet - Generation Fuel Cost Variation

| | DESCRIPTION | | | Dec-22 | Jan-23 |
|---|---|---|---|---|---|
| | | | | Reference | Current |
| 9 | **Variation in Cost of Fuel - KE** | | | | |
| 9a | Units Sent Out - KE | | GWh | 331.151 | 252.743 |
| 9b | Units - Power Purchases | | GWh | 846.184 | 774.635 |
| | **Total Units Sent Out** | b | **GWh** | **1,177.335** | **1,027.378** |
| 9c | Cost per unit | c = a/b | Rs./kWh | 6.066 | 5.180 |
| 9d | **Variation per unit (Cost of Fuel - KE)** | | **Rs./kWh** | | **(0.886)** |
| 9e | **Variation amount (Cost of Fuel - KE)** | | **Mill Rs.** | | **(910.456)** |

**Note 4:** KE had requested for basket rate prices determination for supply from PLL and OGRA determination for PLL supply to KE is awaited. Accordingly, the prices for RLNG are provisional and subject to adjustment based on OGRA determination in future.

**Note 5:** KE was able to get the RLNG from PLL to BQPS II in order to ensure maximum utilization of BQPS II. KE has claimed the cost of RLNG (PLL) for BQPS II based on weighted average rate for the month of January 2023 as per PLL's invoices.

Work Sheet- Power Purchase

| DESCRIPTION | | | Dec-22 Reference | Jan-23 Current |
|---|---|---|---|---|
| **1 POWER PURCHASES** | | | | |
| a TAPAL | | GWh | 24.432 | 17.992 |
| b GUL AHMED | | GWh | 14.908 | 13.565 |
| c CPPA-G | | GWh | 722.636 | 673.563 |
| d ANOUD POWER | | GWh | - | - |
| e INT. STEELS LTD (ISL) | | GWh | - | - |
| f INT. INDUSTRIES LTD (IIL) | | GWh | 0.217 | 0.109 |
| g FPCL | | GWh | 24.501 | 14.218 |
| h SNPC I | | GWh | 20.582 | 17.490 |
| i SNPC II | | GWh | 20.830 | 17.709 |
| j OURSUN | | GWh | 7.195 | 7.514 |
| k GHARO SOLAR | | GWh | 7.259 | 7.702 |
| l LOTTE | | GWh | 1.215 | 0.825 |
| m LUCKY | | GWh | - | - |
| n NET METERING - Note 2 | | GWh | 2.410 | 3.948 |
| **TOTAL** | | **GWh** | **846.184** | **774.635** |
| **2 COST OF POWER PURCHASES - FUEL COST** | | | | |
| a TAPAL | | Mill Rs. | 632.693 | 422.288 |
| b GUL AHMED | | Mill Rs. | 385.083 | 346.826 |
| c CPPA-G - Note 1 | | Mill Rs. | 5,060.403 | 7,898.806 |
| d ANOUD POWER | | Mill Rs. | - | - |
| e INT. STEELS LTD (ISL) | | Mill Rs. | - | - |
| f INT. INDUSTRIES LTD (IIL) | | Mill Rs. | 2.320 | 1.168 |
| g FPCL | | Mill Rs. | 602.575 | 349.676 |
| h SNPC I | | Mill Rs. | 146.220 | 124.072 |
| i SNPC II | | Mill Rs. | 147.064 | 124.849 |
| j OURSUN | | Mill Rs. | - | - |
| k GHARO SOLAR | | Mill Rs. | - | - |
| l LOTTE | | Mill Rs. | 34.216 | 27.834 |
| m LUCKY | | Mill Rs. | - | - |
| n NET METERING - Note 2 | | Mill Rs | 46.555 | - |
| **TOTAL** | | **Mill Rs.** | **7,057.129** | **9,295.520** |
| **3 FUEL COST / UNIT** | | | | |
| a TAPAL | | Rs./kWh | 25.896 | 23.471 |
| b GUL AHMED | | Rs./kWh | 25.831 | 25.568 |
| c CPPA-G - Note 1 | | Rs./kWh | 7.003 | 11.727 |
| d ANOUD POWER | | Rs./kWh | - | - |
| e INT. STEELS LTD (ISL) | | Rs./kWh | - | - |
| f INT. INDUSTRIES LTD (IIL) | | Rs./kWh | 10.701 | 10.701 |
| g FPCL | | Rs./kWh | 24.594 | 24.594 |
| h SNPC I | | Rs./kWh | 7.104 | 7.094 |
| i SNPC II | | Rs./kWh | 7.060 | 7.050 |
| j OURSUN | | Rs./kWh | - | - |
| k GHARO SOLAR | | Rs./kWh | - | - |
| l LOTTE | | Rs./kWh | 28.161 | 33.738 |
| m LUCKY | | Rs./kWh | - | - |
| n NET METERING - Note 2 | | Rs./kWh | 19.320 | - |
| **4 VARIATION IN COST OF FUEL - POWER PURCHASES** | | | | |
| **4a Cost of Fuel - Power Purchases** | **a** | Mill Rs. | **7,057.129** | **9,295.520** |
| **Units Sent out:** | | | | |
| Units Sent Out - KE | | GWh | 331.151 | 252.743 |
| Units - Power Purchases | | GWh | 846.184 | 774.635 |
| **4b Total Units Sent Out** | **b** | GWh | **1,177.335** | **1,027.378** |
| 4c Cost per unit | c = a/b | Rs./kWh | 5.994 | 9.048 |
| **4d Variation per unit (Cost of Fuel - Power Purchases)** | | **Rs./kWh** | | **3.054** |
| **4e Variation amount (Cost of Fuel - Power Purchases)** | | Mill Rs. | | **3,137.257** |

**Note 1**: CPPA-G's fuel cost for the month of January 2023 is based on CPPA-G's requested rate for January 2023 and is subject to actualization based on NEPRA's decision for January 2023.

**Note 2**: Excess Net Metering units for the month of January 2023 are 3.95 GWh. The units have been carried forward for future consumption till the end of the quarter. Accordingly, units out of 3.95 GWh adjusted in the next month's consumption will be taken as adjustment in next month's Power Purchase units. Further, the amount of these units will be claimed as a part of capacity cost in the quarterly adjustment for the period January 2023 to March 2023 as directed by the Authority in KE's FCA decision dated February 09, 2023.

## Impact of Net Metering

| Description | Unit | Legend | Jan-23 |
|---|---|---|---|
| **Load connected** | | | |
| Commissioned load | | | |
| at Jan 1, 2023 | MW | A | 141.53 |
| at Jan 31, 2023 | MW | B | 158.80 |
| Average | MW | C= (A+B) / 2 | **150.17** |
| Estimated Units at standard load factor of 18% | GWh | D= (C x 31 [1] x 24 [2] x 18%) / (10^3) | 20.11 |
| **Units supplied by Net metering consumers to KE** | | | |
| -Units netted off with supply to consumers (off-set at respective rates) | GWh | E | 3.75 |
| Excess Net Metering units for the month of January 2023 (Note-1) | GWh | F | 3.95 |
| **Total units purchased** | **GWh** | **G= E + F** | **7.70** |
| Self Consumption by Net Metering consumers | GWh | H= D - G | 12.41 |
| Amount of units purchased (excluding taxes) | | | |
| -Amount of Units netted off with supply to consumers (off-set at respective rates) | PKR million | I | 101.69 |
| -Amount of excess Net Metering units for the month of January 2023 at National Average Power purchase price (Note-1) | PKR million | J | 76.27 |
| **Total amount** | **PKR million** | **K= I+J** | **177.97** |
| Cost per unit | | | |
| - Units netted off | PKR / kWh | L= I / E | 27.11 |
| - Units NAPP | PKR / kWh | M= J / F | 19.32 |
| **Financial impact** | | | |
| Average cost of fuel per unit sent out (KE and power purchase) (as filed in FCA) | PKR / kWh | N | 14.76 |
| Contribution margin per unit | PKR / kWh | O | 4.72 |
| Contribution loss on netted units with sales | PKR million | P= -(E x O) | (17.70) |
| Contribution loss on self consumption | PKR million | Q= -(H x O) | (58.58) |
| **Net loss** | **PKR million** | **R = P + Q** | **(76.29)** |

Note 1:

Excess Net Metering units for the month of January 2023 are 3.95 GWh. The units have been carried forwarded for future consumption till the end of the quarter. Accordingly, units out of 3.95 GWh adjusted in the next month's consumption will be taken as adjustment in next month's Power Purchase units. Further, the final amount of these units will be claimed as part of capacity cost in the quarterly adjustment for the period January 2023 to March 2023 as directed by the Authority in KE's FCA decision dated February 09, 2023.

[1] No. of days in January

[2] No. of hours in a day

*HSD Details - Jan 2023*

| S.No. | Description | Invoice Date | GRN Date | Invoice | Quantity | Amount |
|---|---|---|---|---|---|---|
| 1 | Adjustment | | | | 53,115 | 11,682,007 |

| | Liters | PKR |
|---|---|---|
| Opening as at Jan-23 | 4,384,027 | 964,222,976 |

| Date | Quantity (Ltrs) | Amount |
|---|---|---|
| 31-Jan-23 | (165,517) | (36,403,851) |
| 31-Jan-23 | (47,946) | (10,545,234) |
| 31-Jan-23 | (280,758) | (61,749,961) |
| 12-Jan-23 | (5,984) | (1,316,121) |

| | | |
|---|---|---|
| Consumption | (500,205) | (110,015,167) |
| Adjustment | 53,115 | 11,682,007 |
| Closing - Jan 2023 | 3,936,937 | 865,889,816 |

## Consumption

### *Material Stocks Between 01.01.2023 and 31.01.2023*

Valuation Area: [illegible]
Material: [illegible]
Description: [illegible] FOR POWER STATION

| | | | |
|---|---|---|---|
| Stock/Value on 01.01.2023 | 9,304,637.561 L | 961,332,976.24 | ZAR |
| Total/Val. of Receipts | 68,114.616 L | 11,781,606.65 | ZAR |
| Total/Value of Issues | 500,205.360- L | 134,018,184.58- | ZAR |
| Stock/Value on 31.01.2023 | 8,828,956.816 L | 848,209,818.01 | ZAR |

| Stor. | MvT | Entry Date | Quantity | Amount in LC | Mat. Doc. | I | Val. Type | Batch | User Name | Qua | Stock | Entry Time | Time |
|---|---|---|---|---|---|---|---|---|---|---|---|---|---|
| [illegible] | 261 | 31.01.2023 | [illegible] | [illegible] | 4900481744 | | [illegible] | [illegible] | [illegible] | | L | 31.01.2023 | [illegible] |
| [illegible] | 261 | 31.01.2023 | [illegible] | [illegible] | 4904533606 | | [illegible] | [illegible] | [illegible] | | L | 31.01.2023 | [illegible] |
| [illegible] | 261 | 31.01.2023 | [illegible] | [illegible] | 4900484637 | | [illegible] | [illegible] | [illegible] | | L | 31.01.2023 | [illegible] |
| [illegible] | 261 | 31.01.2023 | [illegible] | [illegible] | 4904533606 | | [illegible] | [illegible] | [illegible] | | L | 31.01.2023 | [illegible] |
| | | | 500,205.360- | 134,018,184.58- | | | | | | | | | |

# KE - BQPS - I Generation Statistics Jan-2023

| ITEM | | UNITS | Jan-2022 | Jan-2023 | Dec-2022 |
|---|---|---|---|---|---|
| CAPACITY | INSTALLED | MW | 840 | 840 | 840 |
| | GDC * | | 730 | 720 | 720 |
| UNITS GENERATED | GAS | kWh | 8,697,592 | 1,017,313 | 758,784 |
| | HFO | | 96,985,408 | 2,513,687 | 1,463,216 |
| | HSDO/LDO | | 4,860 | 18,290 | 890 |
| | GROSS | | 105,687,860 | 3,549,290 | 2,222,890 |
| AUXILIARY CONSUMPTION | | kWh | 11,220,860 | 1,812,290 | 1,414,890 |
| | | % | 10.62 | 51.06 | 63.65 |
| NET GENERATION | | kWh | 94,467,000 | 1,737,000 | 808,000 |
| BUS BAR SENT OUT | | | 93,496,000 | 1,711,000 | 792,000 |
| REACTIVE UNITS | | kVARh | 4,873,000 | 260,000 | 481,000 |
| TOTAL GAS VOLUME | NG | MCF | 0.00 | 2,951.00 | 3,967.22 |
| | LNG | | 95,180.67 | 19,834.28 | 5,682.61 |
| | TOTAL GAS | | 95,180.67 | 22,785.28 | 9,649.83 |
| FUEL CONSUMPTION | HFO | M.TON | 25,892.23 | 1,129.03 | 467.03 |
| | LDO | LITRE | 2,430.00 | 9,140.00 | 440.00 |
| SPECIFIC FUEL CONSUMPTION | GAS | CFt/kWh | 10.94 | 22.40 | 12.72 |
| | HFO | Kg/kWh | 0.27 | 0.45 | 0.32 |
| | LDO | Litre/kWh | 0.50 | 0.50 | 0.49 |
| HEAT RATE | GROSS | BTU/kWh | 10,785 | 19,398 | 12,881 |
| | BUS BAR | | 12,191 | 40,238 | 36,154 |
| THERMAL EFFICIENCY | | % | **31.64** | **17.59** | **26.49** |
| COST OF FUELS | NG | Rs. | 159,490 | 2,708,263 | 3,602,690 |
| | LNG | | 208,104,439 | 67,810,123 | 19,250,177 |
| | TOTAL GAS | | 208,263,929 | 70,518,386 | 22,852,867 |
| | HFO | | 2,710,367,284 | 144,103,463 | 59,609,258 |
| | LDO | | 77,128 | 290,104 | 13,966 |
| | TOTAL | | 2,918,708,341 | 214,911,953 | 82,476,091 |
| COST OF FUELS PER UNIT GENERATED | GAS | Rs. | 23.95 | 69.32 | 30.12 |
| | HFO | | 27.95 | 57.33 | 40.74 |
| | LDO | | 15.87 | 15.86 | 15.69 |
| | AVERAGE | | 27.62 | 60.55 | 37.10 |
| SENTOUT COST / UNIT | | Rs. | 30.90 | 123.73 | 102.07 |
| BUSBAR SENT OUT COST | | | 31.22 | 125.61 | 104.14 |
| GROSS CALORIFIC VALUE | GAS | BTU/CFt | 997.31 | 1,007.82 | 1,012.73 |
| | HFO | BTU/Lb | 18,300 | 18,300 | 18,300 |
| | LDO | | 19,000 | 19,000 | 19,000 |

Unit-3 Put-Off on 01-10-20 at 19:42 hrs for decommissioning / Resynchronized for interim period to meet summer demand/ Put-Off on 15-08-21 at 13:35 hrs for decommissioning
Unit-4 Put-Off on 20-09-20 at 14:09 hrs for decommissioning . U6 GDC Revised from 01-07-21

DGM (Performance)

SAQIB SHAHEEN
General Manager Operations
BQPS-I Generation
K-ELECTRIC LIMITED

G. M. (Performance)

PLANT HEAD (BQPS-I)
LATIFULLAH NIAZI
Plant Head BQPS-1
K-ELECTRIC LIMITED

## KE - BQPS - I Generation Statistics Jan-2023

| ITEM | | UNITS | UNIT NO. 1 | UNIT NO. 2 | UNIT NO. 5 | UNIT NO. 6 |
|---|---|---|---|---|---|---|
| CAPACITY | INSTALLED | MW | 210 | 210 | 210 | 210 |
| | GDC * | | 170 | 180 | 190 | 180 |
| UNITS GENERATED | GAS | kWh | 0 | 789,115 | 0 | 228,198 |
| | HFO | | 0 | 1,886,885 | 0 | 626,802 |
| | LDO | | 0 | 0 | 0 | 0 |
| | GROSS | | 0 | 2,676,000 | 0 | 855,000 |
| AUX. CONSUMPTION | | kWh | 321,278 | 762,246 | 349,898 | 378,868 |
| | | % | - | 28.48 | - | 44.31 |
| NET GENERATION | | kWh | -321,278 | 1,913,753 | -349,898 | 476,133 |
| BUS BAR SENT OUT | | | -313,753 | 1,903,348 | -342,613 | 464,018 |
| REACTIVE UNITS | | kVARh | 0 | 213,000 | 0 | 47,000 |
| TOTAL GAS VOLUME | NG | MCF | 0.00 | 1,838.10 | 598.81 | 514.09 |
| | LNG | | 0.00 | 12,354.25 | 4,024.73 | 3,455.30 |
| | TOTAL GAS | | 0.00 | 14,192.35 | 4,623.54 | 3,969.39 |
| FUEL CONSUMPTION | HFO | M. Ton | 0.00 | 847.56 | 9.14 | 272.31 |
| | LDO | K. Lit | 0.00 | 0.00 | 0.00 | 0.00 |
| SPECIFIC FUEL CONSUMPTION | GAS | CFt/kWh | - | 17.985 | - | 17.394 |
| | HFO | Kg/kWh | - | 0.449 | - | 0.434 |
| HEAT RATE | GROSS | BTU/kWh | - | 18,126 | - | 17,530 |
| | BUS BAR | | - | 25,484 | - | 32,302 |
| THERMAL EFFICIENCY | | % | - | 18.82 | - | 19.46 |
| GROSS CALORIFIC VALUES | GAS | BTU/CFt | 1,007.82 | 1,007.82 | 1,007.82 | 1,007.82 |
| | HFO | BTU/Lb | 18,300 | 18,300 | 18,300 | 18,300 |
| | LDO | | 19,000 | 19,000 | 19,000 | 19,000 |

DGM (Performance) | G. M. (Performance) | PLANT HEAD (BQPS-I)

K-ELECTRIC LIMITED
560 MW CCPP, BIN QASIM POWER STATION-II

GENERATION STATISTICS COMPARISON

BIN QASIM POWER STATION-II

| ITEM | | UNITS | January-22 | December-22 | January-23 |
|---|---|---|---|---|---|
| CAPACITY | INSTALLED (ISO CONDITIONS/ KE LICENSE) | MW | 572.67 | 572.67 | 572.67 |
| | DEPENDABLE | | 525.58 | 525.58 | 525.58 |
| UNITS GENERATED | SSGC GAS with Two Compressor | kWh | 151,404,000 | - | - |
| | SSGC GAS with One Compressor | | | 118,111,232 | 40,112,667 |
| | PLL RLNG with Two Compressor | | | - | - |
| | PLL RLNG with One Compressor | | | 148,425,768 | 30,686,333 |
| | PLL RLNG without Compressor | | | - | 21,524,000 |
| | HSDO | | - | - | - |
| | GROSS | | 151,404,000 | 266,537,000 | 92,323,000 |
| AUXILIARY CONSUMPTION | GAS | kWh | | 5,402,442 | 2,699,001 |
| | PLL RLNG | | | 6,697,558 | 3,512,999 |
| | Total | | 12,565,000 | 12,100,000 | 6,212,000 |
| | RATIO | % | 8.30% | 4.57% | 6.73% |
| NET GENERATION | | kWh | 138,839,000 | 252,437,000 | 86,111,000 |
| BUSBAR SENT OUT | GAS | kWh | | 112,520,374 | 37,307,218 |
| | PLL RLNG | | | 139,494,626 | 48,558,782 |
| | Total | | 130,407,000 | 252,015,000 | 85,866,000 |
| REACTIVE UNITS | | kVARh | 8,781,566 | 26,963,000 | 13,704,000 |
| FUEL CONSUMPTION | GAS | MCF | - | 309,949.88 | 139,625.54 |
| | LNG | MCF | 1,176,135.18 | 598,760.72 | 199,375.05 |
| | PLL RLNG | MCF | | 1,080,552.57 | 409,436.06 |
| | HSDO | M.TON | - | - | - |
| | LDO | LITRE | - | - | - |
| SPECIFIC FUEL CONSUMPTION | GAS / LNG | CFT/kWh | 8.25 | 7.50 | 8.23 |
| | PLL RLNG | CFT/kWh | | 7.38 | 7.84 |
| | HSDO | Kg/kWh | - | - | - |
| | LDO | Litre/kWh | - | - | - |
| HEAT RATE | GROSS | BTU/kWh | 8,349 | 7,800 | 8,318 |
| | BUS BAR | | 9,128 | 8,186 | 8,945 |
| THERMAL EFFICIENCY | | % | 40.87% | 43.74% | 41.02% |
| COST OF FUELS Without GST | GAS | Rs. | 41,398 | 268,983,685 | 120,664,654 |
| | LNG | | 1,620,830,973 | 2,021,562,161 | 856,869,835 |
| | PLL RLNG | | | 3,316,404,373 | 1,299,437,763 |
| | HSDO | | - | - | - |
| | LDO | | - | - | - |
| | TOTAL | | 1,620,872,371 | 5,606,950,219 | 2,061,992,252 |
| COST OF FUELS PER UNIT GENERATED | GAS / LNG | Rs. | 11.37 | 19.39 | 19.23 |
| | PLL RLNG | | - | 22.65 | 24.72 |
| | HSDO | | - | - | - |
| | LDO | | - | - | - |
| | AVERAGE | | 11.37 | 21.20 | 22.33 |
| SENTOUT COST / UNIT | | Rs. | 12.34 | 22.21 | 23.95 |
| BUSBAR SENT OUT COST | | | 12.43 | 22.25 | 24.01 |
| GROSS CALORIFIC VALUE | GAS | BTU/CFT | 1,012.06 | 1,012.73 | 1,007.82 |
| | PLL RLNG | BTU/CFT | - | 1,059.92 | 1,053.57 |
| | HSDO | BTU/Lb | - | - | - |
| | LDO | | 19,590.00 | 19,590.00 | 19,590.00 |
| Average load | | MW | 191.63 | 356.56 | 124.09 |

Note:

1. Fuel Gas & LNG Consumption are based on SSGC billed gas volume. Only total volume is verified.
2. SSGC metered GCV is 0.50 % (5.07 BTU/SCF) higher than Plant metering.

EHSAN SIDDIQUI
DGM
Generation
DM (PERFORMANCE) ELECTRIC LIMITED

DGM (PERFORMANCE) LIMITED

06-02-23
MUHAMMAD ZUBAIR KHAN
Plant Head-BQPS-II
Generation
PLANT HEAD (BQPS-II) K-ELECTRIC LIMITED

K-ELECTRIC LIMITED

## BIN QASIM POWER STATION-III

### GENERATION STATISTICS COMPARISON

### BIN QASIM POWER STATION-III

| ITEM | | UNITS | December-22 | January-23 |
|---|---|---|---|---|
| CAPACITY | INSTALLED (ISO CONDITIONS/ KE LICENSE) | MW | 942.32 | 942.32 |
| | INSTALLED (SITE CONDITIONS) ** | | 918.40 | 918.40 |
| | DEPENDABLE * | | - | - |
| UNITS GENERATED | GAS | kWh | 78,170,600 | 159,350,300 |
| | GROSS | | 78,170,600 | 159,350,300 |
| AUXILIARY CONSUMPTION | UNIT | kWh | 3,883,068 | 5,151,212 |
| | RATIO | % | 4.97% | 3.23% |
| NET GENERATION | | kWh | 74,287,532 | 154,199,088 |
| BUSBAR SENT OUT | | | 73,868,200 | 153,538,700 |
| REACTIVE UNITS | | kVARh | - | - |
| FUEL CONSUMPTION | RLNG | MMSCF | 628.59 | 1,061.88 |
| FUEL CONSUMPTION | RLNG | MMBTU | 680,394 | 1,127,164 |
| SPECIFIC FUEL CONSUMPTION | RLNG | CFt/kWh | 8.04 | 6.66 |
| HEAT RATE | GROSS - HHV | BTU/kWh | 8,704 | 7,073 |
| | BUS BAR - HHV | | 9,211 | 7,341 |
| THERMAL EFFICIENCY - GROSS HHV | | % | 39.20% | 48.24% |
| COST OF FUELS Without GST | RLNG | Rs. | 1,980,573,205 | 3,481,586,615 |
| GROSS CALORIFIC VALUE | GAS | BTU/CFt | 1,082.41 | 1,061.48 |
| Average load | | MW | 105 | 214 |

*Note:*

*Plant is under commissioning phase*

** Will be confirmed after Performance Test*

*** Capacity pertains to Unit-1 & Unit-2*

UMER KHALID
Manager Performance
900 MW BQPS-3
K-ELECTRIC LIMITED

Manager Performance

MUHAMMAD NAVEED MALIK
General Manager I&C
Combined Cycle Plan.
K-ELECTRIC LIMITED

GM Operations

8/2/2023

AMIR FAYYAZ KHAN
Deputy Director (Plant Head)
900 MW CCPP, BQPS-III
K-ELECTRIC LIMITED

Plant Head

## GENERATION STATISTICS COMPARISON
## BIN QASIM POWER STATION-III

| | | | Unit-1 | Unit-2 |
|---|---|---|---|---|
| | | UNITS | Jan-23 | Jan-23 |
| CAPACITY | INSTALLED (ISO CONDITIONS/ KE LICENSE) | MW | 471.16 | 471.16 |
| | INSTALLED (SITE CONDITIONS) ** | | 459.20 | 459.20 |
| | DEPENDABLE * | | - | - |
| UNITS GENERATED | GAS | kWh | 51,908,100 | 107,442,200 |
| | GROSS | | 51,908,100 | 107,442,200 |
| AUXILIARY CONSUMPTION | UNIT | kWh | 1,677,999 | 3,473,213 |
| | RATIO | % | 3.23% | 3.23% |
| NET GENERATION | | kWh | 50,230,101 | 103,968,987 |
| BUSBAR SENT OUT | | | 50,014,981 | 103,523,719 |
| REACTIVE UNITS | | kVARh | - | - |
| MINIMUM LOAD | | | 0 | 0 |
| MAXIMUM LOAD | | | 450 | 465 |
| FUEL CONSUMPTION | RLNG | MMSCF | 352.97 | 708.91 |
| FUEL CONSUMPTION | RLNG | MMBTU | 375,043 | 752,121 |
| SPECIFIC FUEL CONSUMPTION | RLNG | CFt/kWh | 6.80 | 6.60 |
| HEAT RATE | GROSS - HHV | BTU/kWh | 7,225 | 7,000 |
| | BUS BAR - HHV | | 7,499 | 7,265 |
| THERMAL EFFICIENCY - GROSS HHV | | % | 47.23% | 48.74% |
| GROSS CALORIFIC VALUE | GAS | BTU/CFt | 1,062.54 | 1,060.95 |
| Average load | | MW | 70 | 144 |

*Note:*
*Plant is under commissioning phase*
** Will be confirmed after Performance Test*
*** Capacity pertains to Unit-1 & Unit-2*

Manager Performance

GM Operations

Plant Head

# K-ELECTRIC Limited

## GENERATION STATISTICS FOR 248 MW CCPP Korangi Creek

| ITEM | ITEMS | UNITS | Jan-23 | Jan-22 | Dec-22 |
|---|---|---|---|---|---|
| CAPACITY | ISO /KE Gen License | MW | 247.5 | 247.492 | 247.5 |
| Gross Dependable Capacity | | MW | 227 | 227 | 227 |
| UNITS GENERATED | GAS | KWH | 3,217,430.85 | - | - |
| | HSD | | 2,065,569.15 | 1,578,700.00 | - |
| | GROSS | | 5,283,000.00 | 1,578,700.00 | - |
| AUX. CONSUMPTION | UNITS | KWH | 603,241.00 | 293,461.00 | 241,600.00 |
| | RATIO | % | 11.42% | 18.59% | 0.00% |
| NET-GENERATION | | KWH | 4,679,759.00 | 1,285,239.00 | (241,600.00) |
| BUS BAR SENT OUT | | | 4,561,000.00 | 1,217,000.00 | (321,000.00) |
| REACTIVE UNITS | | KVARH | 1,096,600.00 | 358,100.00 | - |
| FUEL CONSUMPTION | Total Gas | MSCF | 26,893.63 | 1.95 | 15.48 |
| | NG | MSCF | 73.47 | - | 4.54 |
| | LNG | MSCF | 26,820.15 | 1.95 | 10.93 |
| | Total HSD | Liters | 494,221.36 | 426,175.00 | - |
| SPECIFIC FUEL CONSUMPTION | GAS/LNG | SCF/KWH | 8.36 | - | - |
| | HSD | Liter/KWH | 0.24 | 0.27 | - |
| HEAT RATE | GROSS | BTU/KWH | 8,535.20 | 9,833.17 | - |
| | SENT OUT | | 9,886.31 | 12,755.66 | - |
| THERMAL EFF. | Gross | % | 39.98 | 34.70 | 0.00 |
| | Sent Out | | 34.51 | 26.75 | 0.00 |
| COST OF FUELS | GAS | RS | 131,764.34 | 124,430.00 | 116,592.00 |
| | LNG | | 91,708,644.63 | 4,250.54 | 37,077.33 |
| | TOTAL GAS+LNG | | 91,840,408.98 | 128,680.54 | 153,669.33 |
| | TOTAL HSD | | 108,699,045.92 | 50,483,147.21 | - |
| COST OF FUELS PER UNIT GENERATED | Gross | RS/KWHR | 37.96 | 32.06 | - |
| NET GENERATION COST/UNIT | | RS/KWHR | 42.85 | 39.38 | - |
| BUS BAR SENT OUT COST / UNIT | | | 43.97 | 41.59 | - |
| GROSS CALORIFIC VALUE | GAS/LNG | BTU/CFt | 1,007.98 | 993.17 | 1,013.04 |
| Cost of Gas | | RS/MSCF | 3,414.95 | 65,916.84 | 9,929.95 |
| GROSS CALORIFIC VALUE | HSD | GCV (BTU/LB) | 19,809 | 19,880.00 | 19,754.00 |
| DENSITY | | kg/m3 | 833.2 | 831.00 | 833.10 |
| Cost of HSD | | RS/LITER | 219.94 | 118.46 | - |
| | | | 91,840,408.98 | 128,680.54 | 153,669.33 |

**Note :**

1. Cost of Gas & Oil is exclusive of GST.
2. Heat Rate calculations are based on GCV 1007.98 BTU/SCF (for the month of Jan-2023)
3. Individual Auxiliary Energy Meters of GT and STG not available.
4. Meter Rent included in Gas Charges.
5. KTPS Gas charges included.
6. Gas consumed during plant gas system maintenance

**NOTE on diesel:**

1. Steam Turbine generation on HSD is calculated based weighted average on daily basis. No separate energy metering is available.
2. HSD density and CV is used from HSD test report from third party.

JAVED MATEEN
General Manager
Generation
K-ELECTRIC LIMITED

MUHAMMAD ABDULLAH KHAN
Plant Head
CCPP
K-ELECTRIC LIMITED

## KE - KGT - II Generation Statistics Comparison

Jan-2023

| ITEMS | | UNITS | Dec-2022 | Jan-2023 | Jan-2022 |
|---|---|---|---|---|---|
| CAPACITY | INSTALLED (ISO) | MW | 107.31 | 107.31 | 107.31 |
| | GROSS DEPENDABLE | MW | 95.51 | 95.51 | 96.15 |
| UNITS GENERATED | GAS* | kWh | 871.00 | 0.00 | 0.00 |
| | GROSS | | 871.00 | 0.00 | 0.00 |
| AUXILIARY CONSUMPTION | UNIT | kWh | 83483.00 | 84337.00 | 260934.00 |
| | RATIO | % | 9584.73 | N/A | N/A |
| NET GENERATION | | kWh | 82612.00 | 84232.00 | 260934.00 |
| BUSBAR SENT OUT | | | 102410.00 | 100060.00 | 283260.00 |
| REACTIVE UNITS | | KVARh | 230.00 | 0.00 | 0.00 |
| FUEL CONSUMPTION | TOTAL GAS** | MCF | 10.58 | 1.81 | 1.77 |
| | GAS | MCF | 3.51 | 1.81 | 1.77 |
| | LNG | MCF | 7.06 | 0.00 | 0.00 |
| SPECIFIC FUEL CONSUMPTION | GAS/LNG | MCF/KWh | 0.01 | - | - |
| HEAT RATE | GROSS | BTU/kWh | 11904.65 | 0.00 | 0.00 |
| | BUSBAR | | - | - | - |
| THERMAL EFFICIENCY | | % | 28.68 | - | - |
| COST OF FUELS WITHOUT GST | GAS** | Rs. | 88759.00 | 94694.00 | 96995.00 |
| | LNG** | | 23165.00 | 0.00 | 0.00 |
| | TOTAL** | | 111924.00 | 94694.00 | 96995.00 |
| COST OF FUELS PER UNIT GENERATED | GAS / LNG | Rs. | 128.50 | - | - |
| | AVERAGE | | 128.50 | - | - |
| SENT OUT COST / UNIT | | Rs. | | | |
| BUSBAR SENT OUT COST | | | | | |
| GROSS CALORIFIC VALUE | GAS / LNG | BTU/SCF | 980.46 | 983.25 | 971.09 |
| Average load | AVERAGE | MW | 0.00 | 0.00 | 0.00 |

* Heat Rate & Efficiency are not calculated due to insignificant generation
** Fuel Unit Cost(s) are not calculated due to insignificant generation

JAVAID WASEEM
Manager Operations
Generations-SGTPS
KE-ELECTRIC LIMITED

Javed Waseem
Manager Performance
SGTPS & KGTPS

M. HASSAN UMER QURESHI
Manager Performance
KE-ELECTRIC LIMITED

Javed Maleen
GM (Performance)
KPC, KTGTPS & SGTPS

Syed Zeeshan Mumtaz
Plant Head
SGTPS & KTGTPS

# K- ELECTRIC LTD.

## SGTPS Generation Statistics Comparison Jan-23

| ITEMS | | UNITS | Jan-22 | Jan-23 | Dec-22 |
|---|---|---|---|---|---|
| CAPACITY | INSTALLED (ISO) | MW | 107.31 | 107.31 | 107.31 |
| | DEPENDABLE | | 96.25 | 96.19 | 96.19 |
| UNITS GENERATED | GAS | kWh | 32,627 | 197 | 2,055 |
| | GROSS | | 32,627 | 197 | 2,055 |
| AUXILIARY CONSUMPTION | UNIT | kWh | 266,539 | 87,079 | 95,445 |
| | RATIO**** | % | 816.93% | 44202.54% | 4644.53% |
| NET GENERATION | | kWh | -233912 | -86882 | -93390 |
| BUSBAR SENT OUT | | | -324,760 | -108,320 | -111,580 |
| REACTIVE UNITS | | kVARh | 3,064 | 5 | 390 |
| FUEL CONSUMPTION* | Total Gas | MCF | 297 | 1.4 | 14.6 |
| | GAS | MCF | - | 1.2 | 4 |
| | LNG | MCF | 297 | 0.2 | 10 |
| SPECIFIC FUEL CONSUMPTION | GAS/LNG | MCF/kWh | 0.009 | 0.007 | 0.007 |
| HEAT RATE (1) | GROSS | BTU/kWh | 9,471 | - | - |
| | BUSBAR | | - | - | - |
| THERMAL EFFICIENCY | | % | 36.03 | - | - |
| COST OF FUELS* | GAS | Rs | 5,500 | 63,110 | 54,424 |
| | LNG | | 677,443 | 735 | 34,630 |
| | TOTAL** | | 682,943 | 63,845 | 89,054 |
| COST OF FUELS PER UNIT GENERATED (2) | GAS/LNG | Rs | 20.93 | - | 43.34 |
| | AVERAGE | | 20.93 | - | 43.34 |
| SENTOUT COST/UNIT2 | | Rs | - | - | - |
| BUSBAR SENT OUT COST2 | | | - | - | - |
| GROSS CALORIFIC VALUE | GAS/LNG | BTU/CFt | 1,040.26 | 1,017.51 | 1,005.81 |
| Average load | | MW | 0.04 | 0.00 | 0.00 |

1-Heatrate and efficiency not calculated due to insignificant generation.

2- Cost of generation per unit is not calculated due to insignificant generation.

JUNAID WASEEM
Manager Operations
Generations-SGTPS
K-ELECTRIC LIMITED

Junaid Waseem
Manager Performance
SGTPS & KGTPS

M. AHSAN MUNEER QURESHI
Deputy Manager Performance
Generation
K-ELECTRIC LIMITED

Javed Mateen
General Manager
(Performance)
KPC,SGTPS & KGTPS

Syed Zeeshan Mumtaz
General Manager
(Plant Head)
SGTPS & KGTPS

*FO Details - January 2023*

| PSO | Mton | PKR'000 |
|---|---|---|
| **Opening as at Jan-23** | **20,099.14** | **2,565,348** |
| Purchases | - | - |

| Date | Quantity | PKR'000 |
|---|---|---|
| 2-Jan-23 | (8) | (1,020) |
| 19-Jan-23 | (3) | (383) |
| 24-Jan-23 | (47) | (5,981) |
| 25-Jan-23 | (685) | (87,459) |
| 25-Jan-23 | (238) | (30,431) |
| 30-Jan-23 | (8) | (1,021) |
| 31-Jan-23 | (105) | (13,338) |
| 31-Jan-23 | (1) | (146) |
| 31-Jan-23 | (34) | (4,326) |

| | | |
|---|---|---|
| Consumption | (1,129) | (144,103) |
| **Closing as at Jan-23** | **18,970** | **2,421,245** |

# Material Stocks Between 01.01.2023 and 31.01.2023

Valuation Area PS01
Material 700005
Description OIL; FURNACE OIL

| | | | |
|---|---|---|---|
| Stock/Value on 01.01.2023 | 20,099.135 | MT | 2,565,348,085.50 PKR |
| Total/Val. of Receipts | 0 | MT | 0.00 PKR |
| Total/Value of Issues | 1,129.030- | MT | 144,103,462.62- PKR |
| Stock/Value on 31.01.2023 | 18,970.105 | MT | 2,421,244,622.88 PKR |

| SLoc | MvT | Pstng Date | Quantity | Amount in LC | Mat. Doc. | S | Val. Type | Batch |
|---|---|---|---|---|---|---|---|---|
| BQ04 | 201 | 02.01.2023 | 7.990- | 1,019,801.66- | 4904527136 | | | |
| BQ04 | 201 | 19.01.2023 | 3- | 382,904.25- | 4904527139 | | | |
| BQ04 | 201 | 24.01.2023 | 46.860- | 5,980,964.42- | 4904527165 | | | |
| BQ04 | 201 | 25.01.2023 | 685.230- | 87,459,160.24- | 4904527167 | | | |
| BQ04 | 201 | 25.01.2023 | 238.420- | 30,430,677.27- | 4904527168 | | | |
| BQ04 | 201 | 30.01.2023 | 8- | 1,021,078.01- | 4904529238 | | | |
| BQ04 | 201 | 31.01.2023 | 104.500- | 13,337,831.45- | 4904529757 | | | |
| BQ04 | 201 | 31.01.2023 | 1.140- | 145,503.62- | 4904529759 | | | |
| BQ04 | 201 | 31.01.2023 | 33.890- | 4,325,541.70- | 4904529780 | | | |
| * | | | 1,129.030- | 144,103,462.62- | | | | |

SSGC

# Sui Southern Gas Company Limited

Ref: IND/KE/INDG./Act
1-Feb-23

**The Chief Financial Officer**
K - Electric Limited
Gr. Floor, BOC Building
KE House, 39-B, Sunset Boulevard,
DHA-II, Karachi

## INDIGENOUS GAS BILLS FOR THE MONTH OF JAN 2023

Dear Sir,

Please find enclosed Indigenous Gas bills for the Month of Jan 2023. Details of due amount are as under:-

| | | | Arrears | Gas Charges | Meter Rent | G.S.T. | Current Bill |
|---|---|---|---|---|---|---|---|
| | | | Rs. | Rs. | Rs. | Rs. | Rs. |
| 1 | 0551223410 | KESC BIN QASIM (RUN 7) | 13,412,593,620 | 28,898 | 2,500 | 5,338 | 36,736 |
| 2 | 0424859959 | KESC BIN QASIM (RUN 8) | 14,101,278,364 | 39,158,819 | 2,500 | 6,657,424 | 45,818,743 |
| 3 | 1463452993 | KESC BIN QASIM (RUN 9) | 14,626,207,745 | 40,143,245 | 2,500 | 6,824,777 | 46,970,522 |
| 4 | 1339600597 | KESC BIN QASIM (RUN 10) | 15,300,676,368 | 41,292,294 | 2,500 | 7,020,115 | 48,314,909 |
| 5 | 3188266041 | KESC BIN QASIM (RUN 11) | 13,141,112,485 | 28,898 | 2,500 | 5,338 | 36,736 |
| 6 | 7934380000 | KESC BIN QASIM (RUN 1) | 4,788,130,855 | 28,898 | 2,500 | 5,338 | 36,736 |
| 7 | 2044380000 | KESC BIN QASIM (RUN 2) | 5,734,337,723 | 28,898 | 2,500 | 5,338 | 36,736 |
| 8 | 5044380000 | KESC BIN QASIM (RUN 3) | 5,269,530,677 | 28,898 | 2,500 | 5,338 | 36,736 |
| 9 | 1044380000 | KESC BIN QASIM (RUN 4) | 3,695,849,292 | 28,898 | 2,500 | 5,338 | 36,736 |
| 10 | 4044380000 | KESC BIN QASIM (RUN 5) | 4,652,729,675 | 28,898 | 2,500 | 5,338 | 36,736 |
| 11 | 9934380000 | KESC BIN QASIM (RUN 6) | 6,675,216,552 | 2,548,773 | 2,500 | 433,716 | 2,984,990 |
| 12 | 8688117075 | KORANGI THERMAL PS (KTPS-1) | 8,724,477,333 | 31,704 | 2,500 | 5,815 | 40,018 |
| 13 | 7070404620 | KORANGI THERMAL PS (KTPS-2) | 8,890,590,347 | 31,765 | 2,500 | 5,825 | 40,090 |
| 14 | 4949261420 | KORANGI THERMAL PS (KTPS-By Pass) | 1,653,784,722 | 28,898 | 2,500 | 5,338 | 36,736 |
| 15 | 6322910000 | KESC KORANGI TOWN GAS TURBINE (KTGT) | 4,924,674,497 | 28,898 | 3,000 | 5,423 | 37,321 |
| 16 | 4655415095 | KESC KORANGI TOWN GAS TURBINE (KTGT) | 2,092,263,723 | 28,898 | 2,500 | 5,338 | 36,736 |
| 17 | 7903464064 | KESC KORANGI TOWN GAS TURBINE (KTGT) | 124,282,347 | 28,898 | 2,500 | 5,338 | 36,736 |
| 18 | 1796310000 | KESC SITE GAS TURBINE PS (RUN 1) | 4,204,663,338 | 28,712 | 3,000 | 5,391 | 37,103 |
| 19 | 5999978254 | KESC SITE GAS TURBINE PS (RUN 2) | 3,323,414,053 | 28,898 | 2,500 | 5,338 | 36,736 |
| 20 | 53508100000 | KESC KORANGI THERMAL PS (KTPS) | 2,279,260 | 28,898 | 3,000 | 5,423 | 37,321 |
| 21 | 0193690545 | K.E.S.C. WEST WHARF GRID STATION | 4,369,471 | 28,898 | 2,000 | 5,253 | 36,151 |
| | | *Current bill for Jan 2023* | 135,342,458,047 | 123,639,884 | 53,500 | 21,027,875 | 144,721,259 |
| | | *Interest on delayed payment:* | | | | *Aug 2021 (Partial) - Jan 2023* | 28,066,637,247 |
| | | *Total Amount Payable (Arrears + Current Bills + Interest)* | | | | | 163,553,816,553 |

Kindly settle the above amount by due date i.e. 16 Feb 2023.

Yours Sincerely
Sui Southern Gas Company Limited

Muhammad Ali
ADGM (Billing)
For: Managing Director

K-Electric Limited

## Indigenous Bill Summary - Jan 2023

| Description | MMBTU (As per Bills) | Cubic Meters | GCV AS PER BILLS | MMCF | MMCFD | Amount excluding Meter rent | Meter rent | Total Amount of SSGC Bills | Rs/ MMBTU |
|---|---|---|---|---|---|---|---|---|---|
| **BIN QASIM** | | | | | | | | | |
| 18143200 | - | - | 1,007.816 | - | - | 28,898 | 2,500 | 31,398 | - |
| 16392826 | - | - | 1,007.816 | - | - | 28,898 | 2,500 | 31,398 | - |
| M12169664 | - | - | 1,007.816 | - | - | 28,898 | 2,500 | 31,398 | - |
| 18143203 | - | - | 1,007.816 | - | - | 28,898 | 2,500 | 31,398 | - |
| M2121940 | - | - | 1,007.816 | - | - | 28,898 | 2,500 | 31,398 | - |
| 18143197 | 2,974.064 | 83,141 | 1,007.816 | 2.951 | 0.095 | 2,548,773 | 2,500 | 2,551,273 | 857 |
| **Total** | 2,974.064 | 83,141 | 1,007.816 | 2.95100 | 0.0952 | 2,693,263 | 15,000 | 2,708,263 | 857 |
| **BIN QASIM COMBINED CYCLE POWER PLANT** | | | | | | | | | |
| 25093845 | - | - | 1,007.816 | - | - | 28,898 | 2,500 | 31,398 | - |
| 25093850 | 45,692.904 | 1,277,361 | 1,007.816 | 45.339 | 1.463 | 39,158,819 | 2,500 | 39,161,319 | 857 |
| 25093848 | 46,841.593 | 1,309,473 | 1,007.816 | 46.478 | 1.499 | 40,143,245 | 2,500 | 40,145,745 | 857 |
| 25093841 | 48,182.374 | 1,346,955 | 1,007.816 | 47.809 | 1.542 | 41,292,294 | 2,500 | 41,294,794 | 857 |
| 25093844 | - | - | 1,007.816 | - | - | 28,898 | 2,500 | 31,398 | - |
| **Total** | 140,716.870 | 3,933,789 | 1,007.816 | 139.626 | 4.504 | 120,652,154 | 12,500 | 120,664,654 | 857 |
| **KORANGI TOWN GAS TURBNE-II** | | | | | | | | | |
| 16128823 | 1.780 | 51 | 983.248 | 0.002 | 0.000 | 28,898 | 3,000 | 31,898 | 857 |
| 15300070 | - | - | 983.248 | - | - | 28,898 | 2,500 | 31,398 | - |
| 16844632 | - | - | 983.248 | - | - | 28,898 | 2,500 | 31,398 | - |
| **Total** | 1.780 | 51 | 983.248 | 0.002 | 0.000 | 86,694 | 8,000 | 94,694 | 857 |
| **SITE GAS TURBINE-II** | | | | | | | | | - |
| 16647825 | 0.614 | 17 | 1,017.610 | 0.001 | 0.000 | 28,712 | 3,000 | 31,712 | 857 |
| 13403410 | 0.614 | 17 | 1,017.610 | 0.001 | 0.000 | 28,898 | 2,500 | 31,398 | 857 |
| **Total** | 1.228 | 34 | 1,017.610 | 0.001 | 0.000 | 57,610 | 5,500 | 63,110 | 857 |
| **KORANGI COMBINED CYCLE POWER PLANT** | | | | | | | | | - |
| 16384818 | 36.994 | 1,034 | 1,007.981 | 0.037 | 0.001 | 31,704 | 2,500 | 34,204 | 857 |
| 16392828 | 37.065 | 1,036 | 1,007.981 | 0.037 | 0.001 | 31,765 | 2,500 | 34,265 | 857 |
| 20609091 | - | - | 1,007.981 | - | - | 28,898 | 2,500 | 31,398 | - |
| **Total** | 74.059 | 2,070 | 1,007.981 | 0.073 | 0.002 | 92,367 | 7,500 | 99,867 | 857 |
| **Total KE Generating Stations** | 143,768 | 4,019,085 | 1,007.816 | 142.653 | 4.602 | 123,582,088 | 48,500 | 123,630,588 | 857 |
| KTPS MMM00001 | - | - | 1,007.981 | - | - | 28,898 | 3,000 | 31,898 | - |
| SS/WW 14240562 | - | - | 1,058.300 | - | - | 28,898 | 2,000 | 30,898 | - |
| **Total** | 143,768 | 4,019,085 | 1,007.816 | 142.653 | 4.602 | 123,639,884 | 53,500 | 123,693,384 | 857 |
| | | | | | | | GST @17% | 21,027,875 | |
| | | | | | | | SSGC Billed | **144,721,259** | |

# Sui Southern Gas Company Limited

SSGC Block 14, Sir Shah Suleman Road, Gulshan-e-Iqbal, Karachi 75300 www.ssgc.com.pk

SSGC General Sales Tax Number 02-04-9028-001-19

**KESC BIN QASIM (RUN 07)**
**K - Electric Limited**
**Plot No.EZ/1/1,**
**Bin Qasim, Karachi**

Billing Group: (A-I1/0108985 /09)

For emergencies and complaints please call **1199**

SERVICE WITH A SMILE
Contact your Neighborhood Customer Facilitation Center at:
SIR SHAH SULEMAN ROAD
GULSHAN-E-IQBAL
NEAR CIVIC CENTER. TEL: 99021041

## ACCOUNT INFORMATION

| | |
|---|---|
| Customer Number: | **0551223410 (4)** |
| Billing Month | Jan- 2023 |
| Tariff/Customer Class | **IND** |
| GST/NTN Number: | **1200271600728** |

Issue Date: 01-Feb 2023

## ACCOUNT SUMMARY AS OF

| Previous Balance (Rs.) | Current Charges (Rs.) | Payable Within Due Date (Rs.) | Late Payment Surcharge (Rs.) | Payment After Due Date (Rs.) | Due Date |
|---|---|---|---|---|---|
| 13,412,593,620 | 36,736 | 13,412,630,355 | | 13,412,630,355 | 16 Feb 2023 |

## MONTHLY CONSUMPTION

## METER INFORMATION

| METER No. | CURRENT DATE | CURRENT READING | PREVIOUS DATE | PREVIOUS READING | MEASURED QTY (SCM) |
|---|---|---|---|---|---|
| 25093845 | 31-Jan-2023 | 48802996 | 31-Dec-2022 | 48802996 | 0 |
| RLNG VOL | 31-Jan-2023 | | 31-Dec-2022 | | 0 - |

| SMS CODE | GCV (BTU/SCF) | MMBTU | No. OF MONTHS | PRESSURE | TEMPERATURE |
|---|---|---|---|---|---|
| | 1007.816128 | .0 | 01 | 1 | 1 |

## BILL & PAYMENT HISTORY

| Month | Bill Amount (Rs.) | Payment Date | Amount (Rs.) |
|---|---|---|---|

## BILL CALCULATION

ACTUAL BILL CONSUMPTIVE

## COMPUTATION OF CURRENT GAS CHARGES

| SLAB | CMs | MMBTU | RATE/ MMBTU (Rs.) | AMOUNT (Rs.) |
|---|---|---|---|---|

## IMPORTANT MESSAGES

## CURRENT CHARGES (Rs.)

| | |
|---|---|
| Gas Charges | 28,898 |
| Meter Rent | 2,500 |
| General Sales Tax | 5,338 |
| Withholding Tax @ 4% | |
| Other Charges | |
| Less: Provisional/Bill Corrections | |
| Adjustments - Debit | |
| Adjustments - Credit | |

## VIEW YOUR GAS BILL ONLINE

آپ اپنا گیس بل، گھر بیٹھے ہماری ویب سائٹ www.ssgc.com.pk سے حاصل کرسکتے ہیں۔ مزید معلومات اور تسہیلات کے لئے ۱۱۹۹ پر کال کیجئے۔



Visit our website at www.ssgc.com.pk to view and download your duplicate gas bill.

For inquiries and assistance, please call 1199.

1199

www.ssgc.com.pk

---

Sui Southern Gas Company Limited
Block 14, Sir Shah Suleman Road
Gulshan-e-Iqbal, Karachi 75300
SSGC www.ssgc.com.pk

M/S KESC BIN QASIM (RUN 07)
K - Electric Limited
Plot No.EZ/1/1,

| Customer Number | Total Amount Due | Due Date | After Due Date |
|---|---|---|---|
| 0551223410 (4) | 13,412,630,355 | 16 Feb 2023 | 13,412,630,355 |

# Sui Southern Gas Company Limited

SSGC Block 14, Sir Shah Suleman Road, Gulshan-e-Iqbal, Karachi 75300 www.ssgc.com.pk

SSGC General Sales Tax Number 02-04-9028-001-19

**KESC BIN QASIM (RUN 08)**
K - Electric Limited
Plot No.EZ/1/1,
Bin Qasim, Karachi

Billing Group: (A-I1/0108985 /09)

For emergencies and complaints please call **1199**

SERVICE WITH A SMILE
Contact your Neighborhood Customer Facilitation Center at:
SIR SHAH SULEMAN ROAD
GULSHAN-E-IQBAL
NEAR CIVIC CENTER. TEL: 99021041

## ACCOUNT INFORMATION

| | |
|---|---|
| Customer Number: | 0424859959 (1) |
| Billing Month | Jan- 2023 |
| Tariff/Customer Class | IND |
| GST/NTN Number: | 1200271600728 |

Issue Date: 01-Feb-2023

## ACCOUNT SUMMARY AS OF

| Previous Balance (Rs.) | Current Charges (Rs.) | Payable Within Due Date (Rs.) | Late Payment Surcharge (Rs.) | Payment After Due Date (Rs.) | Due Date |
|---|---|---|---|---|---|
| 14,101,278,364 | 45,818,743 | 14,147,097,107 | | 14,147,097,107 | 16 Feb 2023 |

## MONTHLY CONSUMPTION

## METER INFORMATION

| METER No. | CURRENT DATE | CURRENT READING | PREVIOUS DATE | PREVIOUS READING | MEASURED QTY (SCM) |
|---|---|---|---|---|---|
| 25093850 | 31-Jan-2023 | 53724113 | 31-Dec-2022 | 50706165 | 3017948 |
| RLNG VOL | 31-Jan-2023 | | 31-Dec-2022 | | 1740587 - |

| SMS CODE | GCV (BTU/SCF) | MMBTU | No. OF MONTHS | PRESSURE | TEMPERATURE |
|---|---|---|---|---|---|
| | 1007.816128 | 45,692.903777 | 01 | 1 | 1 |

## BILL & PAYMENT HISTORY

| Month | Bill Amount (Rs.) | Payment Date | Amount (Rs.) |
|---|---|---|---|

## BILL CALCULATION

ACTUAL BILL CONSUMPTIVE

### COMPUTATION OF CURRENT GAS CHARGES

| SLAB | CMs | MMBTU | RATE/ MMBTU (Rs.) | AMOUNT (Rs.) |
|---|---|---|---|---|

## IMPORTANT MESSAGES

## CURRENT CHARGES (Rs.)

| | |
|---|---|
| Gas Charges | 39,158,819 |
| Meter Rent | 2,500 |
| General Sales Tax | 6,657,424 |
| Withholding Tax @ 4% | |
| Other Charges | |
| Less: Provisional/Bill Corrections | |
| Adjustments - Debit | |
| Adjustments - Credit | |

## VIEW YOUR GAS BILL ONLINE

گیس بل ویب سائٹ سے حاصل کیجئے

آپ اپنا DUPLICATE گیس بل گھر بیٹھے ہماری ویب سائٹ www.ssgc.com.pk سے حاصل کرسکتے ہیں۔ مزید معلومات اور تعاون کے لئے 1199 پر کال کیجئے۔



Visit our website at www.ssgc.com.pk to view and download your duplicate gas bill.

For inquiries and assistance, please call 1199.

1199

www.ssgc.com.pk

---

Sui Southern Gas Company Limited
Block 14, Sir Shah Suleman Road
Gulshan-e-Iqbal, Karachi 75300
www.ssgc.com.pk

M/S KESC BIN QASIM (RUN 08)
K - Electric Limited
Plot No.EZ/1/1,

| Customer Number | Total Amount Due | Due Date | After Due Date |
|---|---|---|---|
| 0424859959 (1) | 14,147,097,107 | 16 Feb 2023 | 14,147,097,107 |

# Sui Southern Gas Company Limited

SSGC Block 14, Sir Shah Suleman Road, Gulshan-e-Iqbal, Karachi 75300 www.ssgc.com.pk

SSGC General Sales Tax Number 02-04-9028-001-19

**KESC BIN QASIM (RUN 09)**
**K - Electric Limited**
**Plot No.EZ/1/1,**
**Bin Qasim, Karachi**

Billing Group: (A-I1/0108985 /09)

For emergencies and complaints please call **1199**

SERVICE WITH A SMILE
Contact your Neighborhood Customer Facilitation Center at:
SIR SHAH SULEMAN ROAD
GULSHAN-E-IQBAL
NEAR CIVIC CENTER. TEL: 99021041

## ACCOUNT INFORMATION

| | |
|---|---|
| Customer Number: | **1463452993 (8)** |
| Billing Month | Jan- 2023 |
| Tariff/Customer Class | **IND** |
| GST/NTN Number: | **1200271600728** |

Issue Date: 01-Feb-2023

## ACCOUNT SUMMARY AS OF

| Previous Balance (Rs.) | Current Charges (Rs.) | Payable Within Due Date (Rs.) | Late Payment Surcharge (Rs.) | Payment After Due Date (Rs.) | Due Date |
|---|---|---|---|---|---|
| 14,626,207,745 | 46,970,522 | 14,673,178,266 | | 14,673,178,266 | 16 Feb 2023 |

## MONTHLY CONSUMPTION

## METER INFORMATION

| METER No. | CURRENT DATE | CURRENT READING | PREVIOUS DATE | PREVIOUS READING | MEASURED QTY (SCM) |
|---|---|---|---|---|---|
| 25093848 | 31-Jan-2023 | 49086338 | 31-Dec-2022 | 45991015 | 3095323 |
| RLNG VOL | 31-Jan-2023 | | 31-Dec-2022 | | 1785850 - |

| SMS CODE | GCV (BTU/SCF) | MMBTU | No. OF MONTHS | PRESSURE | TEMPERATURE |
|---|---|---|---|---|---|
| | 1007.816128 | 46,841.592774 | 01 | 1 | 1 |

## BILL & PAYMENT HISTORY

| Month | Bill Amount (Rs.) | Payment Date | Amount (Rs.) |
|---|---|---|---|

## BILL CALCULATION

ACTUAL BILL CONSUMPTIVE

## COMPUTATION OF CURRENT GAS CHARGES

| SLAB | CMs | MMBTU | RATE/ MMBTU (Rs.) | AMOUNT (Rs.) |
|---|---|---|---|---|

## IMPORTANT MESSAGES

## CURRENT CHARGES (Rs.)

| | |
|---|---|
| Gas Charges | 40,143,245 |
| Meter Rent | 2,500 |
| General Sales Tax | 6,824,777 |
| Withholding Tax @ 4% | |
| Other Charges | |
| Less: Provisional/Bill Corrections | |
| Adjustments - Debit | |
| Adjustments - Credit | |

## VIEW YOUR GAS BILL ONLINE

گیس بل ویب سائٹ سے حاصل کیجیے

آپ اپنا DUPLICATE گیس بل گھر بیٹھے ہماری ویب سائٹ www.ssgc.com.pk سے حاصل کرسکتے ہیں۔ مذید معلومات اور تحقیقات کے لئے ۱۱۹۹ پر کال کیجیے



Visit our website at www.ssgc.com.pk to view and download your duplicate gas bill.

For inquiries and assistance, please call 1199.

1199

www.ssgc.com.pk

---

Sui Southern Gas Company Limited
Block 14, Sir Shah Suleman Road
Gulshan-e-Iqbal, Karachi 75300
www.ssgc.com.pk

**M/S KESC BIN QASIM (RUN 09)**
K - Electric Limited
Plot No.EZ/1/1,

| Customer Number | Total Amount Due | Due Date | After Due Date |
|---|---|---|---|
| **1463452993 (8)** | **14,673,178,266** | **16 Feb 2023** | **14,673,178,266** |

# Sui Southern Gas Company Limited

SSGC Block 14, Sir Shah Suleman Road, Gulshan-e-Iqbal, Karachi 75300 www.ssgc.com.pk

SSGC General Sales Tax Number 02-04-9028-001-19

**KESC BIN QASIM (RUN 10)**
K - Electric Limited
Plot No.EZ/1/1,
Bin Qasim, Karachi

Billing Group: (A-I1/0108985 /09)

For emergencies and complaints please call **1199**

SERVICE WITH A SMILE
Contact your Neighborhood Customer Facilitation Center at:
SIR SHAH SULEMAN ROAD
GULSHAN-E-IQBAL
NEAR CIVIC CENTER. TEL: 99021041

## ACCOUNT INFORMATION

| | |
|---|---|
| Customer Number: | 1339600597 (0) |
| Billing Month | Jan- 2023 |
| Tariff/Customer Class | IND |
| GST/NTN Number: | 1200271600728 |

Issue Date: 01-Feb-2023

## ACCOUNT SUMMARY AS OF

| Previous Balance (Rs.) | Current Charges (Rs.) | Payable Within Due Date (Rs.) | Late Payment Surcharge (Rs.) | Payment After Due Date (Rs.) | Due Date |
|---|---|---|---|---|---|
| 15,300,676,968 | 48,314,909 | 15,348,991,877 | | 15,348,991,877 | 16 Feb 2023 |

## MONTHLY CONSUMPTION

## METER INFORMATION

| METER No. | CURRENT DATE | CURRENT READING | PREVIOUS DATE | PREVIOUS READING | MEASURED QTY (SCM) |
|---|---|---|---|---|---|
| 25093841 | 31-Jan-2023 | 62727263 | 31-Dec-2022 | 59543147 | 3184116 |
| RLNG VOL | 31-Jan-2023 | | 31-Dec-2022 | | 1837161 - |

| SMS CODE | GCV (BTU/SCF) | MMBTU | No. OF MONTHS | PRESSURE | TEMPERATURE |
|---|---|---|---|---|---|
| | 1007.816128 | 48,182.373821 | 01 | 1 | 1 |

## BILL & PAYMENT HISTORY

| Month | Bill Amount (Rs.) | Payment Date | Amount (Rs.) |
|---|---|---|---|

## BILL CALCULATION

ACTUAL BILL CONSUMPTIVE

## COMPUTATION OF CURRENT GAS CHARGES

| SLAB | CMs | MMBTU | RATE/ MMBTU (Rs.) | AMOUNT (Rs.) |
|---|---|---|---|---|

## IMPORTANT MESSAGES

## CURRENT CHARGES (Rs.)

| | |
|---|---|
| Gas Charges | 41,292,294 |
| Meter Rent | 2,500 |
| General Sales Tax | 7,020,115 |
| Withholding Tax @ 4% | |
| Other Charges | |
| Less: Provisional/Bill Corrections | |
| Adjustments - Debit | |
| Adjustments - Credit | |

## VIEW YOUR GAS BILL ONLINE

گیس بل ویب سائٹ سے حاصل کیجئے

آپ اپنا DUPLICATE گیس بل گھر بیٹھے ہماری ویب سائٹ www.ssgc.com.pk سے حاصل کر سکتے ہیں۔ مزید معلومات اور تفصیلات کے لئے 1199 پر کال کیجئے۔



Visit our website at www.ssgc.com.pk to view and download your duplicate gas bill.

For inquiries and assistance, please call 1199.

www.ssgc.com.pk

---

Sui Southern Gas Company Limited
Block 14, Sir Shah Suleman Road
Gulshan-e-Iqbal, Karachi 75300
SSGC www.ssgc.com.pk

M/S KESC BIN QASIM (RUN 10)
K - Electric Limited
Plot No.EZ/1/1,

| Customer Number | Total Amount Due | Due Date | After Due Date |
|---|---|---|---|
| 1339600597 (0) | 15,348,991,877 | 16 Feb 2023 | 15,348,991,877 |

# Sui Southern Gas Company Limited

SSGC Block 14, Sir Shah Suleman Road, Gulshan-e-Iqbal, Karachi 75300 www.ssgc.com.pk

SSGC General Sales Tax Number 02-04-9028-001-19

**KESC BIN QASIM (RUN 11)**
K - Electric Limited
Plot No.EZ/1/1,
Bin Qasim, Karachi

Billing Group: (A-I1/0108985 /09)

For emergencies and complaints please call **1199**

SERVICE WITH A SMILE
Contact your Neighborhood Customer Facilitation Center at:
SIR SHAH SULEMAN ROAD
GULSHAN-E-IQBAL
NEAR CIVIC CENTER. TEL: 99021041

## ACCOUNT INFORMATION

| | |
|---|---|
| Customer Number: | 3188266041 (3) |
| Billing Month | Jan- 2023 |
| Tariff/Customer Class | IND |
| GST/NTN Number: | 1200271600728 |

Issue Date: 01-Feb 2023

## ACCOUNT SUMMARY AS OF

| Previous Balance (Rs.) | Current Charges (Rs.) | Payable Within Due Date (Rs.) | Late Payment Surcharge (Rs.) | Payment After Due Date (Rs.) | Due Date |
|---|---|---|---|---|---|
| 13,141,112,485 | 36,736 | 13,141,149,221 | | 13,141,149,221 | 16 Feb 2023 |

## MONTHLY CONSUMPTION

## METER INFORMATION

| METER No. | CURRENT DATE | CURRENT READING | PREVIOUS DATE | PREVIOUS READING | MEASURED QTY (SCM) |
|---|---|---|---|---|---|
| 25093844 | 31-Jan-2023 | 2436 | 31-Dec-2022 | 2436 | 0 |
| RLNG VOL | 31-Jan-2023 | | 31-Dec-2022 | | 0 - |

| SMS CODE | GCV (BTU/SCF) | MMBTU | No. OF MONTHS | PRESSURE | TEMPERATURE |
|---|---|---|---|---|---|
| | 1007.816128 | .0 | 01 | 1 | 1 |

## BILL & PAYMENT HISTORY

| Month | Bill Amount (Rs.) | Payment Date | Amount (Rs.) |
|---|---|---|---|

## BILL CALCULATION

ACTUAL BILL CONSUMPTIVE

## COMPUTATION OF CURRENT GAS CHARGES

| SLAB | CMs | MMBTU | RATE/ MMBTU (Rs.) | AMOUNT (Rs.) |
|---|---|---|---|---|

## IMPORTANT MESSAGES

## CURRENT CHARGES (Rs.)

| | |
|---|---|
| Gas Charges | 28,898 |
| Meter Rent | 2,500 |
| General Sales Tax | 5,338 |
| Withholding Tax @ 4% | |
| Other Charges | |
| Less: Provisional/Bill Corrections | |
| Adjustments - Debit | |
| Adjustments - Credit | |

## VIEW YOUR GAS BILL ONLINE

گیس بل ویب سائٹ سے حاصل کیجئے

آپ اپنا DUPLICATE گیس بل گھر بیٹھے ہماری ویب سائٹ www.ssgc.com.pk سے حاصل کرسکتے ہیں۔ مزید معلومات اور تنصیبات کے لئے 1199 پر کال کیجئے۔



Visit our website at www.ssgc.com.pk to view and download your duplicate gas bill.

For inquiries and assistance, please call 1199.

1199

www.ssgc.com.pk

Sui Southern Gas Company Limited
Block 14, Sir Shah Suleman Road
Gulshan-e-Iqbal, Karachi 75300
SSGC www.ssgc.com.pk

M/S KESC BIN QASIM (RUN 11)
K - Electric Limited
Plot No.EZ/1/1,

| Customer Number | Total Amount Due | Due Date | After Due Date |
|---|---|---|---|
| 3188266041 (3) | 13,141,149,221 | 16 Feb 2023 | 13,141,149,221 |

# Sui Southern Gas Company Limited

SSGC Block 14, Sir Shah Suleman Road, Gulshan-e-Iqbal, Karachi 75300 www.ssgc.com.pk

SSGC General Sales Tax Number 02-04-9028-001-19

**KESC BIN QASIM (RUN 01)**

**K - Electric Limited**
**Plot No.EZ/1/1,**
**Bin Qasim, Karachi**

Billing Group: (A-I1/0108985 /09)

For emergencies and complaints please call **1199**

SERVICE WITH A SMILE
Contact your Neighborhood Customer Facilitation Center at:
SIR SHAH SULEMAN ROAD
GULSHAN-E-IQBAL
NEAR CIVIC CENTER. TEL: 99021041

## ACCOUNT INFORMATION

| | |
|---|---|
| Customer Number: | 7934380000 (3) |
| Billing Month | Jan- 2023 |
| Tariff/Customer Class | IND |
| GST/NTN Number: | 1200271600728 |

Issue Date: 01-Feb 2023

## ACCOUNT SUMMARY AS OF

| Previous Balance (Rs.) | Current Charges (Rs.) | Payable Within Due Date (Rs.) | Late Payment Surcharge (Rs.) | Payment After Due Date (Rs.) | Due Date |
|---|---|---|---|---|---|
| 4,788,130,855 | 36,736 | 4,788,167,591 | | 4,788,167,591 | 16 Feb 2023 |

## MONTHLY CONSUMPTION

## METER INFORMATION

| METER No. | CURRENT DATE | CURRENT READING | PREVIOUS DATE | PREVIOUS READING | MEASURED QTY (SCM) |
|---|---|---|---|---|---|
| 18143200 | 31-Jan-2023 | 31881708 | 31-Dec-2022 | 31881708 | 0 |
| RLNG VOL | 31-Jan-2023 | | 31-Dec-2022 | | 0 - |

| SMS CODE | GCV (BTU/SCF) | MMBTU | No. OF MONTHS | PRESSURE | TEMPERATURE |
|---|---|---|---|---|---|
| | 1007.816128 | .0 | 01 | 1 | 1 |

## BILL & PAYMENT HISTORY

| Month | Bill Amount (Rs.) | Payment Date | Amount (Rs.) |
|---|---|---|---|

## BILL CALCULATION

ACTUAL BILL CONSUMPTIVE

## COMPUTATION OF CURRENT GAS CHARGES

| SLAB | CMs | MMBTU | RATE/ MMBTU (Rs.) | AMOUNT (Rs.) |
|---|---|---|---|---|

## IMPORTANT MESSAGES

## CURRENT CHARGES (Rs.)

| | |
|---|---|
| Gas Charges | 28,898 |
| Meter Rent | 2,500 |
| General Sales Tax | 5,338 |
| Withholding Tax @ 4% | |
| Other Charges | |
| Less: Provisional/Bill Corrections | |
| Adjustments - Debit | |
| Adjustments - Credit | |

## VIEW YOUR GAS BILL ONLINE

گیس بل ویب سائٹ سے حاصل کیجئے

آپ اپنا DUPLICATE گیس بل گھر بیٹھے ہماری ویب سائٹ www.ssgc.com.pk سے حاصل کرسکتے ہیں۔ مزید معلومات اور شکایات کے لیے ۱۱۹۹ پر کال کیجئے



Visit our website at www.ssgc.com.pk to view and download your duplicate gas bill.

For inquiries and assistance, please call 1199.

www.ssgc.com.pk

---

Sui Southern Gas Company Limited
Block 14, Sir Shah Suleman Road
Gulshan-e-Iqbal, Karachi 75300
SSGC www.ssgc.com.pk

M/S KESC BIN QASIM (RUN 01)
K - Electric Limited
Plot No.EZ/1/1,

| Customer Number | Total Amount Due | Due Date | After Due Date |
|---|---|---|---|
| 7934380000 (3) | 4,788,167,591 | 16 Feb 2023 | 4,788,167,591 |

# Sui Southern Gas Company Limited

SSGC Block 14, Sir Shah Suleman Road, Gulshan-e-Iqbal, Karachi 75300 www.ssgc.com.pk

SSGC General Sales Tax Number 02-04-9028-001-19

**KESC BIN QASIM (RUN 02)**
K - Electric Limited
Plot No.EZ/1/1,
Bin Qasim, Karachi

Billing Group: (A-I1/0108985 /09)

For emergencies and complaints please call **1199**

SERVICE WITH A SMILE
Contact your Neighborhood Customer Facilitation Center at:
SIR SHAH SULEMAN ROAD
GULSHAN-E-IQBAL
NEAR CIVIC CENTER. TEL: 99021041

## ACCOUNT INFORMATION

| | |
|---|---|
| Customer Number: | 2044380000 (6) |
| Billing Month | Jan- 2023 |
| Tariff/Customer Class | IND |
| GST/NTN Number: | 1200271600728 |

Issue Date: 01-Feb 2023

## ACCOUNT SUMMARY AS OF

| Previous Balance (Rs.) | Current Charges (Rs.) | Payable Within Due Date (Rs.) | Late Payment Surcharge (Rs.) | Payment After Due Date (Rs.) | Due Date |
|---|---|---|---|---|---|
| 5,734,337,723 | 36,736 | 5,734,374,458 | | 5,734,374,458 | 16 Feb 2023 |

## MONTHLY CONSUMPTION

## METER INFORMATION

| METER No. | CURRENT DATE | CURRENT READING | PREVIOUS DATE | PREVIOUS READING | MEASURED QTY (SCM) |
|---|---|---|---|---|---|
| 16392826 | 31-Jan-2023 | 29 | 31-Dec-2022 | 29 | 0 |
| RLNG VOL | 31-Jan-2023 | | 31-Dec-2022 | | 0 - |

| SMS CODE | GCV (BTU/SCF) | MMBTU | No. OF MONTHS | PRESSURE | TEMPERATURE |
|---|---|---|---|---|---|
| | 1007.816128 | .0 | 01 | 1 | 1 |

## BILL & PAYMENT HISTORY

| Month | Bill Amount (Rs.) | Payment Date | Amount (Rs.) |
|---|---|---|---|

## BILL CALCULATION

ACTUAL BILL CONSUMPTIVE

## COMPUTATION OF CURRENT GAS CHARGES

| SLAB | CMs | MMBTU | RATE/ MMBTU (Rs.) | AMOUNT (Rs.) |
|---|---|---|---|---|

## IMPORTANT MESSAGES

## CURRENT CHARGES (Rs.)

| | |
|---|---|
| Gas Charges | 28,898 |
| Meter Rent | 2,500 |
| General Sales Tax | 5,338 |
| Withholding Tax @ 4% | |
| Other Charges | |
| Less: Provisional/Bill Corrections | |
| Adjustments - Debit | |
| Adjustments - Credit | |


## VIEW YOUR GAS BILL ONLINE

گیس بل ویب سائٹ سے حاصل کیجیے

آپ اپنا DUPLICATE گیس بل گھر بیٹھے ہماری ویب سائٹ
www.ssgc.com.pk
سے حاصل کرسکتے ہیں۔ مزید معلومات اور تفصیلات کے لئے
۱۱۹۹ پر کال کیجیے۔



Visit our website at www.ssgc.com.pk to view and download your duplicate gas bill.

For inquiries and assistance, please call 1199.

1199

www.ssgc.com.pk


Sui Southern Gas Company Limited
Block 14, Sir Shah Suleman Road
Gulshan-e-Iqbal, Karachi 75300
SSGC www.ssgc.com.pk

M/S KESC BIN QASIM (RUN 02)
K - Electric Limited
Plot No.EZ/1/1,

| Customer Number | Total Amount Due | Due Date | After Due Date |
|---|---|---|---|
| 2044380000 (6) | 5,734,374,458 | 16 Feb 2023 | 5,734,374,458 |

# Sui Southern Gas Company Limited

SSGC Block 14, Sir Shah Suleman Road, Gulshan-e-Iqbal, Karachi 75300 www.ssgc.com.pk

SSGC General Sales Tax Number 02-04-9028-001-19

**KESC BIN QASIM (RUN 03)**
K - Electric Limited
Plot No.EZ/1/1,
Bin Qasim, Karachi

Billing Group: (A-I1/0108985 /09)

For emergencies and complaints please call **1199**

SERVICE WITH A SMILE
Contact your Neighborhood Customer Facilitation Center at:
SIR SHAH SULEMAN ROAD
GULSHAN-E-IQBAL
NEAR CIVIC CENTER. TEL: 99021041

## ACCOUNT INFORMATION

| | |
|---|---|
| Customer Number: | 5044380000 (3) |
| Billing Month | Jan- 2023 |
| Tariff/Customer Class | IND |
| GST/NTN Number: | 1200271600728 |

Issue Date: 01-Feb 2023

## ACCOUNT SUMMARY AS OF

| Previous Balance (Rs.) | Current Charges (Rs.) | Payable Within Due Date (Rs.) | Late Payment Surcharge (Rs.) | Payment After Due Date (Rs.) | Due Date |
|---|---|---|---|---|---|
| 5,269,530,677 | 36,736 | 5,269,567,413 | | 5,269,567,413 | 16 Feb 2023 |

## MONTHLY CONSUMPTION

## METER INFORMATION

| METER No. | CURRENT DATE | CURRENT READING | PREVIOUS DATE | PREVIOUS READING | MEASURED QTY (SCM) |
|---|---|---|---|---|---|
| M12169664 | 31-Jan-2023 | 32218248 | 31-Dec-2022 | 32218248 | 0 |
| RLNG VOL | 31-Jan-2023 | | 31-Dec-2022 | | 0 - |

| SMS CODE | GCV (BTU/SCF) | MMBTU | No. OF MONTHS | PRESSURE | TEMPERATURE |
|---|---|---|---|---|---|
| | 1007.816128 | .0 | 01 | 1 | 1 |

## BILL & PAYMENT HISTORY

| Month | Bill Amount (Rs.) | Payment Date | Amount (Rs.) |
|---|---|---|---|

## BILL CALCULATION

ACTUAL BILL CONSUMPTIVE

## COMPUTATION OF CURRENT GAS CHARGES

| SLAB | CMs | MMBTU | RATE/ MMBTU (Rs.) | AMOUNT (Rs.) |
|---|---|---|---|---|

## IMPORTANT MESSAGES

## CURRENT CHARGES (Rs.)

| | |
|---|---|
| Gas Charges | 28,898 |
| Meter Rent | 2,500 |
| General Sales Tax | 5,338 |
| Withholding Tax @ 4% | |
| Other Charges | |
| Less: Provisional/Bill Corrections | |
| Adjustments - Debit | |
| Adjustments - Credit | |

## VIEW YOUR GAS BILL ONLINE

گیس بل ویب سائٹ سے حاصل کیجئے

آپ اپنا DUPLICATE گیس بل گھر بیٹھے ہماری ویب سائٹ www.ssgc.com.pk سے حاصل کرسکتے ہیں۔ مزید معلومات اور تفصیلات کے لئے 1199 پر کال کیجئے



Visit our website at www.ssgc.com.pk to view and download your duplicate gas bill.

For inquiries and assistance, please call 1199.

1199

www.ssgc.com.pk

---

Sui Southern Gas Company Limited
Block 14, Sir Shah Suleman Road
Gulshan-e-Iqbal, Karachi 75300
SSGC www.ssgc.com.pk

M/S KESC BIN QASIM (RUN 03)
K - Electric Limited
Plot No.EZ/1/1,

| Customer Number | Total Amount Due | Due Date | After Due Date |
|---|---|---|---|
| 5044380000 (3) | 5,269,567,413 | 16 Feb 2023 | 5,269,567,413 |

# Sui Southern Gas Company Limited

SSGC Block 14, Sir Shah Suleman Road, Gulshan-e-Iqbal, Karachi 75300 www.ssgc.com.pk

SSGC General Sales Tax Number 02-04-9028-001-19

**KESC BIN QASIM (RUN 04)**
K - Electric Limited
Plot No.EZ/1/1,
Bin Qasim, Karachi

Billing Group: (A-I1/0108985 /09)

For emergencies and complaints please call **1199**

SERVICE WITH A SMILE
Contact your Neighborhood Customer Facilitation Center at:
SIR SHAH SULEMAN ROAD
GULSHAN-E-IQBAL
NEAR CIVIC CENTER. TEL: 99021041

## ACCOUNT INFORMATION

| | |
|---|---|
| Customer Number: | 1044380000 (7) |
| Billing Month | Jan- 2023 |
| Tariff/Customer Class | IND |
| GST/NTN Number: | 1200271600728 |

Issue Date: 01-Feb-2023

## ACCOUNT SUMMARY AS OF

| Previous Balance (Rs.) | Current Charges (Rs.) | Payable Within Due Date (Rs.) | Late Payment Surcharge (Rs.) | Payment After Due Date (Rs.) | Due Date |
|---|---|---|---|---|---|
| 3,695,849,292 | 36,736 | 3,695,886,028 | | 3,695,886,028 | 16 Feb 2023 |

## MONTHLY CONSUMPTION

## METER INFORMATION

| METER No. | CURRENT DATE | CURRENT READING | PREVIOUS DATE | PREVIOUS READING | MEASURED QTY (SCM) |
|---|---|---|---|---|---|
| 18143203 | 31-Jan-2023 | 12943786 | 31-Dec-2022 | 12943786 | 0 |
| RLNG VOL | 31-Jan-2023 | | 31-Dec-2022 | | 0 - |

| SMS CODE | GCV (BTU/SCF) | MMBTU | No. OF MONTHS | PRESSURE | TEMPERATURE |
|---|---|---|---|---|---|
| | 1007.816128 | .0 | 01 | 1 | 1 |

## BILL & PAYMENT HISTORY

| Month | Bill Amount (Rs.) | Payment Date | Amount (Rs.) |
|---|---|---|---|

## BILL CALCULATION

ACTUAL BILL CONSUMPTIVE

## COMPUTATION OF CURRENT GAS CHARGES

| SLAB | CMs | MMBTU | RATE/ MMBTU (Rs.) | AMOUNT (Rs.) |
|---|---|---|---|---|

## IMPORTANT MESSAGES

## CURRENT CHARGES (Rs.)

| | |
|---|---|
| Gas Charges | 28,898 |
| Meter Rent | 2,500 |
| General Sales Tax | 5,338 |
| Withholding Tax @ 4% | |
| Other Charges | |
| Less: Provisional/Bill Corrections | |
| Adjustments - Debit | |
| Adjustments - Credit | |

## VIEW YOUR GAS BILL ONLINE

گیس بل ویب سائٹ سے حاصل کیجئے

آپ اپنا DUPLICATE گیس بل گھر بیٹھے ہماری ویب سائٹ www.ssgc.com.pk سے حاصل کرسکتے ہیں۔ مزید معلومات اور شکایات کے لیے ۱۱۹۹ پر کال کیجئے



Visit our website at www.ssgc.com.pk to view and download your duplicate gas bill.

For inquiries and assistance, please call 1199.

1199

www.ssgc.com.pk


Sui Southern Gas Company Limited
Block 14, Sir Shah Suleman Road
Gulshan-e-Iqbal, Karachi 75300
SSGC www.ssgc.com.pk

M/S KESC BIN QASIM (RUN 04)
K - Electric Limited
Plot No.EZ/1/1,


| Customer Number | Total Amount Due | Due Date | After Due Date |
|---|---|---|---|
| 1044380000 (7) | 3,695,886,028 | 16 Feb 2023 | 3,695,886,028 |

# Sui Southern Gas Company Limited

SSGC Block 14, Sir Shah Suleman Road, Gulshan-e-Iqbal, Karachi 75300 www.ssgc.com.pk

SSGC General Sales Tax Number 02-04-9028-001-19

**KESC BIN QASIM (RUN 05)**
K - Electric Limited
Plot No.EZ/1/1,
Bin Qasim, Karachi

Billing Group: (A-I1/0108985 /09)

For emergencies and complaints please call **1199**

SERVICE WITH A SMILE
Contact your Neighborhood Customer Facilitation Center at:
SIR SHAH SULEMAN ROAD
GULSHAN-E-IQBAL
NEAR CIVIC CENTER. TEL: 99021041

## ACCOUNT INFORMATION

| | |
|---|---|
| Customer Number: | 4044380000 (4) |
| Billing Month | Jan- 2023 |
| Tariff/Customer Class | IND |
| GST/NTN Number: | 1200271600728 |

Issue Date: 01-Feb-2023

## ACCOUNT SUMMARY AS OF

| Previous Balance (Rs.) | Current Charges (Rs.) | Payable Within Due Date (Rs.) | Late Payment Surcharge (Rs.) | Payment After Due Date (Rs.) | Due Date |
|---|---|---|---|---|---|
| 4,652,729,675 | 36,736 | 4,652,766,411 | | 4,652,766,411 | 16 Feb 2023 |

## MONTHLY CONSUMPTION

## METER INFORMATION

| METER No. | CURRENT DATE | CURRENT READING | PREVIOUS DATE | PREVIOUS READING | MEASURED QTY (SCM) |
|---|---|---|---|---|---|
| M2121940 | 31-Jan-2023 | 91640022 | 31-Dec-2022 | 91640022 | 0 |
| RLNG VOL | 31-Jan-2023 | | 31-Dec-2022 | | 0 - |

| SMS CODE | GCV (BTU/SCF) | MMBTU | No. OF MONTHS | PRESSURE | TEMPERATURE |
|---|---|---|---|---|---|
| | 1007.816128 | .0 | 01 | 1 | 1 |

## BILL & PAYMENT HISTORY

| Month | Bill Amount (Rs.) | Payment Date | Amount (Rs.) |
|---|---|---|---|

## BILL CALCULATION

ACTUAL BILL CONSUMPTIVE

## COMPUTATION OF CURRENT GAS CHARGES

| SLAB | CMs | MMBTU | RATE/ MMBTU (Rs.) | AMOUNT (Rs.) |
|---|---|---|---|---|

## IMPORTANT MESSAGES

## CURRENT CHARGES (Rs.)

| | |
|---|---|
| Gas Charges | 28,898 |
| Meter Rent | 2,500 |
| General Sales Tax | 5,338 |
| Withholding Tax @ 4% | |
| Other Charges | |
| Less: Provisional/Bill Corrections | |
| Adjustments - Debit | |
| Adjustments - Credit | |

## VIEW YOUR GAS BILL ONLINE

آپ اپنا گیس بل گھر بیٹھے ہماری ویب سائٹ www.ssgc.com.pk سے حاصل کر سکتے ہیں۔ مزید معلومات اور تفصیلات کے لیے 1199 پر کال کیجیے۔



Visit our website at www.ssgc.com.pk to view and download your duplicate gas bill.

For inquiries and assistance, please call 1199.


Sui Southern Gas Company Limited
Block 14, Sir Shah Suleman Road
Gulshan-e-Iqbal, Karachi 75300
SSGC www.ssgc.com.pk

M/S KESC BIN QASIM (RUN 05)
K - Electric Limited
Plot No.EZ/1/1,


| Customer Number | Total Amount Due | Due Date | After Due Date |
|---|---|---|---|
| 4044380000 (4) | 4,652,766,411 | 16 Feb 2023 | 4,652,766,411 |

# Sui Southern Gas Company Limited

SSGC Block 14, Sir Shah Suleman Road, Gulshan-e-Iqbal, Karachi 75300 www.ssgc.com.pk

SSGC General Sales Tax Number 02-04-9028-001-19

**KESC BIN QASIM (RUN 06)**
**K - Electric Limited**
**Plot No.EZ/1/1,**
**Bin Qasim, Karachi**

Billing Group: (A-I1/0108985 /09)

For emergencies and complaints please call **1199**

SERVICE WITH A SMILE
Contact your Neighborhood Customer Facilitation Center at:
SIR SHAH SULEMAN ROAD
GULSHAN-E-IQBAL
NEAR CIVIC CENTER. TEL: 99021041

## ACCOUNT INFORMATION

| | |
|---|---|
| Customer Number: | 9934380000 (1) |
| Billing Month | Jan- 2023 |
| Tariff/Customer Class | IND |
| GST/NTN Number: | 1200271600728 |

Issue Date: 01-Feb-2023

## ACCOUNT SUMMARY AS OF

| Previous Balance (Rs.) | Current Charges (Rs.) | Payable Within Due Date (Rs.) | Late Payment Surcharge (Rs.) | Payment After Due Date (Rs.) | Due Date |
|---|---|---|---|---|---|
| 6,675,216,552 | 2,984,990 | 6,678,201,541 | | 6,678,201,541 | 16 Feb 2023 |

## MONTHLY CONSUMPTION

## METER INFORMATION

| METER No. | CURRENT DATE | CURRENT READING | PREVIOUS DATE | PREVIOUS READING | MEASURED QTY (SCM) |
|---|---|---|---|---|---|
| 18143197 | 31-Jan-2023 | 46640580 | 31-Dec-2022 | 45998631 | 641949 |
| RLNG VOL | 31-Jan-2023 | | 31-Dec-2022 | | 558808 - |

| SMS CODE | GCV (BTU/SCF) | MMBTU | No. OF MONTHS | PRESSURE | TEMPERATURE |
|---|---|---|---|---|---|
| | 1007.816128 | 2,974.064272 | 01 | 1 | 1 |

## BILL & PAYMENT HISTORY

| Month | Bill Amount (Rs.) | Payment Date | Amount (Rs.) |
|---|---|---|---|

## BILL CALCULATION

ACTUAL BILL CONSUMPTIVE

## COMPUTATION OF CURRENT GAS CHARGES

| SLAB | CMs | MMBTU | RATE/ MMBTU (Rs.) | AMOUNT (Rs.) |
|---|---|---|---|---|

## IMPORTANT MESSAGES

## CURRENT CHARGES (Rs.)

| | |
|---|---|
| Gas Charges | 2,548,773 |
| Meter Rent | 2,500 |
| General Sales Tax | 433,716 |
| Withholding Tax @ 4% | |
| Other Charges | |
| Less: Provisional/Bill Corrections | |
| Adjustments - Debit | |
| Adjustments - Credit | |

## VIEW YOUR GAS BILL ONLINE

گیس بل ویب سائٹ سے حاصل کیجیے

آپ اپنا DUPLICATE گیس بل گھر بیٹھے ہماری ویب سائٹ www.ssgc.com.pk سے حاصل کرسکتے ہیں۔ مزید معلومات اور تفصیلات کے لئے 1199 پر کال کیجیے۔



Visit our website at www.ssgc.com.pk to view and download your duplicate gas bill.

For inquiries and assistance, please call 1199.


Sui Southern Gas Company Limited
Block 14, Sir Shah Suleman Road
Gulshan-e-Iqbal, Karachi 75300
SSGC www.ssgc.com.pk

M/S KESC BIN QASIM (RUN 06)
K - Electric Limited
Plot No.EZ/1/1,


| Customer Number | Total Amount Due | Due Date | After Due Date |
|---|---|---|---|
| 9934380000 (1) | 6,678,201,541 | 16 Feb 2023 | 6,678,201,541 |

# Sui Southern Gas Company Limited

SSGC Block 14, Sir Shah Suleman Road, Gulshan-e-Iqbal, Karachi 75300 www.ssgc.com.pk

**KESC KORANGI THERMAL POWER STATION (KTPS)**
**K - Electric Limited**
**Plot No. 1.,**
Ibrahim Haydri Korangin Creek, Near PAF Base Korangi

SSGC General Sales Tax Number 02-04-9028-001-19

Billing Group: (A-I1/0108985 /09)

For emergencies and complaints please call **1199**

SERVICE WITH A SMILE
Contact your Neighborhood Customer Facilitation Center at:
SIR SHAH SULEMAN ROAD
GULSHAN-E-IQBAL
NEAR CIVIC CENTER. TEL: 99021041

## ACCOUNT INFORMATION

| | |
|---|---|
| Customer Number: | 8688117075 (6) |
| Billing Month | Jan- 2023 |
| Tariff/Customer Class | IND |
| GST/NTN Number: | 1200271600728 |

Issue Date: 01-Feb 2023

## ACCOUNT SUMMARY AS OF

| Previous Balance (Rs.) | Current Charges (Rs.) | Payable Within Due Date (Rs.) | Late Payment Surcharge (Rs.) | Payment After Due Date (Rs.) | Due Date |
|---|---|---|---|---|---|
| 8,724,472,333 | 40,018 | 8,724,512,351 | | 8,724,512,351 | 16 Feb 2023 |

## MONTHLY CONSUMPTION

## METER INFORMATION

| METER No. | CURRENT DATE | CURRENT READING | PREVIOUS DATE | PREVIOUS READING | MEASURED QTY (SCM) |
|---|---|---|---|---|---|
| 16384818 | 31-Jan-2023 | 1446499 | 31-Dec-2022 | 1075614 | 370885 |
| RLNG VOL | 31-Jan-2023 | | 31-Dec-2022 | | 369851 - |

| SMS CODE | GCV (BTU/SCF) | MMBTU | No. OF MONTHS | PRESSURE | TEMPERATURE |
|---|---|---|---|---|---|
| | 1007.980644 | 36.993595 | 01 | 1 | 1 |

## BILL & PAYMENT HISTORY

| Month | Bill Amount (Rs.) | Payment Date | Amount (Rs.) |
|---|---|---|---|

## BILL CALCULATION

ACTUAL BILL CONSUMPTIVE

## COMPUTATION OF CURRENT GAS CHARGES

| SLAB | CMs | MMBTU | RATE/ MMBTU (Rs.) | AMOUNT (Rs.) |
|---|---|---|---|---|

## IMPORTANT MESSAGES

## CURRENT CHARGES (Rs.)

| | |
|---|---|
| Gas Charges | 31,704 |
| Meter Rent | 2,500 |
| General Sales Tax | 5,815 |
| Withholding Tax @ 4% | |
| Other Charges | |
| Less: Provisional/Bill Corrections | |
| Adjustments - Debit | |
| Adjustments - Credit | |

## VIEW YOUR GAS BILL ONLINE

آپ اپنا گیس بل گھر بیٹھے DUPLICATE ہماری ویب سائٹ www.ssgc.com.pk سے حاصل کرسکتے ہیں۔ مزید معلومات اور تنصیبات کے لئے ۱۱۹۹ پر کال کیجئے



Sui Southern Gas Company Limited

گیس بل ویب سائٹ سے حاصل کیجئے

Visit our website at www.ssgc.com.pk to view and download your duplicate gas bill.

For inquiries and assistance, please call 1199.

1199

www.ssgc.com.pk

---

**Sui Southern Gas Company Limited**
Block 14, Sir Shah Suleman Road
Gulshan-e-Iqbal, Karachi 75300
SSGC www.ssgc.com.pk

**M/S KESC KORANGI THERMAL POWER STATION (KTPS)**
K - Electric Limited
Plot No. 1.,

| Customer Number | Total Amount Due | Due Date | After Due Date |
|---|---|---|---|
| 8688117075 (6) | 8,724,512,351 | 16 Feb 2023 | 8,724,512,351 |

# Sui Southern Gas Company Limited

SSGC Block 14, Sir Shah Suleman Road, Gulshan-e-Iqbal, Karachi 75300 www.ssgc.com.pk

SSGC General Sales Tax Number 02-04-9028-001-19

**KESC KORANGI THERMAL POWER STATION (KTPS)**
K - Electric Limited
Plot No. 1.,
Ibrahim Haydri,Korangin Creek, Near PAF Base Korangi

Billing Group: (A-I1/0108985 /09)

For emergencies and complaints please call **1199**

SERVICE WITH A SMILE
Contact your Neighborhood Customer Facilitation Center at:
SIR SHAH SULEMAN ROAD
GULSHAN-E-IQBAL
NEAR CIVIC CENTER. TEL: 99021041

## ACCOUNT INFORMATION

| | |
|---|---|
| Customer Number: | 7070404620 (3) |
| Billing Month | Jan- 2023 |
| Tariff/Customer Class | IND |
| GST/NTN Number: | 1200271600728 |

Issue Date: 01-Feb 2023

## ACCOUNT SUMMARY AS OF

| Previous Balance (Rs.) | Current Charges (Rs.) | Payable Within Due Date (Rs.) | Late Payment Surcharge (Rs.) | Payment After Due Date (Rs.) | Due Date |
|---|---|---|---|---|---|
| 8,890,590,347 | 40,090 | 8,890,630,437 | | 8,890,630,437 | 16 Feb 2023 |

## MONTHLY CONSUMPTION

## METER INFORMATION

| METER No. | CURRENT DATE | CURRENT READING | PREVIOUS DATE | PREVIOUS READING | MEASURED QTY (SCM) |
|---|---|---|---|---|---|
| 16392828 | 31-Jan-2023 | 98828042 | 31-Dec-2022 | 98441230 | 386812 |
| RLNG VOL | 31-Jan-2023 | | 31-Dec-2022 | | 385776 - |

| SMS CODE | GCV (BTU/SCF) | MMBTU | No. OF MONTHS | PRESSURE | TEMPERATURE |
|---|---|---|---|---|---|
| | 1007.980644 | 37.065149 | 01 | 1 | 1 |

## BILL & PAYMENT HISTORY

| Month | Bill Amount (Rs.) | Payment Date | Amount (Rs.) |
|---|---|---|---|

## BILL CALCULATION

ACTUAL BILL CONSUMPTIVE

## COMPUTATION OF CURRENT GAS CHARGES

| SLAB | CMs | MMBTU | RATE/ MMBTU (Rs.) | AMOUNT (Rs.) |
|---|---|---|---|---|

## IMPORTANT MESSAGES

## CURRENT CHARGES (Rs.)

| | |
|---|---|
| Gas Charges | 31,765 |
| Meter Rent | 2,500 |
| General Sales Tax | 5,825 |
| Withholding Tax @ 4% | |
| Other Charges | |
| Less: Provisional/Bill Corrections | |
| Adjustments - Debit | |
| Adjustments - Credit | |

## VIEW YOUR GAS BILL ONLINE

گیس بل ویب سائٹ سے حاصل کیجیے

آپ اپنا DUPLICATE گیس بل گھر بیٹھے ہماری ویب سائٹ www.ssgc.com.pk سے حاصل کرسکتے ہیں۔ مزید معلومات اور تعاون کے لیے ۱۱۹۹ پر کال کیجیے



Visit our website at www.ssgc.com.pk to view and download your duplicate gas bill.

For inquiries and assistance, please call 1199.

1199

www.ssgc.com.pk

---

Sui Southern Gas Company Limited
Block 14, Sir Shah Suleman Road
Gulshan-e-Iqbal, Karachi 75300
www.ssgc.com.pk

M/S KESC KORANGI THERMAL POWER STATION (KTPS)
K - Electric Limited
Plot No. 1.,

| Customer Number | Total Amount Due | Due Date | After Due Date |
|---|---|---|---|
| 7070404620 (3) | 8,890,630,437 | 16 Feb 2023 | 8,890,630,437 |

# Sui Southern Gas Company Limited

SSGC Block 14, Sir Shah Suleman Road, Gulshan-e-Iqbal, Karachi 75300 www.ssgc.com.pk

SSGC General Sales Tax Number 02-04-9028-001-19

**KESC KORANGI THERMAL POWER STATION (KTPS-By Pass)**
K - Electric Limited
Plot No. 1.,
Ibrahim Haydri,Korangin Creek, Near PAF Base Korangi

Billing Group: (A-I1/0108985 /09)

For emergencies and complaints please call **1199**

SERVICE WITH A SMILE
Contact your Neighborhood Customer Facilitation Center at:
SIR SHAH SULEMAN ROAD
GULSHAN-E-IQBAL
NEAR CIVIC CENTER. TEL: 99021041

## ACCOUNT INFORMATION

| | |
|---|---|
| Customer Number: | 4949261420 (8) |
| Billing Month | Jan- 2023 |
| Tariff/Customer Class | IND |
| GST/NTN Number: | 1200271600728 |

Issue Date: 01-Feb-2023

## ACCOUNT SUMMARY AS OF

| Previous Balance (Rs.) | Current Charges (Rs.) | Payable Within Due Date (Rs.) | Late Payment Surcharge (Rs.) | Payment After Due Date (Rs.) | Due Date |
|---|---|---|---|---|---|
| 1,653,784,722 | 36,736 | 1,653,821,458 | | 1,653,821,458 | 16 Feb 2023 |

## MONTHLY CONSUMPTION

## METER INFORMATION

| METER No. | CURRENT DATE | CURRENT READING | PREVIOUS DATE | PREVIOUS READING | MEASURED QTY (SCM) |
|---|---|---|---|---|---|
| 20609091 | 31-Jan-2023 | 36 | 31-Dec-2022 | 36 | 0 |
| RLNG VOL | 31-Jan-2023 | | 31-Dec-2022 | | 0 - |

| SMS CODE | GCV (BTU/SCF) | MMBTU | No. OF MONTHS | PRESSURE | TEMPERATURE |
|---|---|---|---|---|---|
| | 1007.980644 | .0 | 01 | 1 | 1 |

## BILL & PAYMENT HISTORY

| Month | Bill Amount (Rs.) | Payment Date | Amount (Rs.) |
|---|---|---|---|

## BILL CALCULATION

ACTUAL BILL CONSUMPTIVE

## COMPUTATION OF CURRENT GAS CHARGES

| SLAB | CMs | MMBTU | RATE/ MMBTU (Rs.) | AMOUNT (Rs.) |
|---|---|---|---|---|

## IMPORTANT MESSAGES

## CURRENT CHARGES (Rs.)

| | |
|---|---|
| Gas Charges | 28,898 |
| Meter Rent | 2,500 |
| General Sales Tax | 5,338 |
| Withholding Tax @ 4% | |
| Other Charges | |
| Less: Provisional/Bill Corrections | |
| Adjustments - Debit | |
| Adjustments - Credit | |

## VIEW YOUR GAS BILL ONLINE

گیس بل ویب سائٹ سے حاصل کیجئے

آپ اپنا DUPLICATE گیس بل گھر بیٹھے ہماری ویب سائٹ www.ssgc.com.pk سے حاصل کرسکتے ہیں۔ مزید معلومات اور تعاون کے لئے 1199 پر کال کیجئے



Visit our website at www.ssgc.com.pk to view and download your duplicate gas bill.

For inquiries and assistance, please call 1199.

1199

www.ssgc.com.pk

Sui Southern Gas Company Limited
Block 14, Sir Shah Suleman Road
Gulshan-e-Iqbal, Karachi 75300
SSGC www.ssgc.com.pk

M/S KESC KORANGI THERMAL POWER STATION (KTPS-By Pass)
K - Electric Limited
Plot No. 1.,

| Customer Number | Total Amount Due | Due Date | After Due Date |
|---|---|---|---|
| 4949261420 (8) | 1,653,821,458 | 16 Feb 2023 | 1,653,821,458 |

# Sui Southern Gas Company Limited

SSGC Block 14, Sir Shah Suleman Road, Gulshan-e-Iqbal, Karachi 75300 www.ssgc.com.pk

SSGC General Sales Tax Number 02-04-9028-001-19

**KESC KORANGI TOWN GAS TURBINE (KTGT)**
K - Electric Limited
Plot No. 1.,
Sector-19 Korangi Industrial Area, NC 376 Deh Fai Tappo Landhi

Billing Group: (A-I1/0108985 /09)

For emergencies and complaints please call **1199**

SERVICE WITH A SMILE
Contact your Neighborhood Customer Facilitation Center at:
SIR SHAH SULEMAN ROAD
GULSHAN-E-IQBAL
NEAR CIVIC CENTER. TEL: 99021041

## ACCOUNT INFORMATION

| | |
|---|---|
| Customer Number: | 6322910000 (1) |
| Billing Month | Jan- 2023 |
| Tariff/Customer Class | IND |
| GST/NTN Number: | 1200271600728 |

Issue Date: 01-Feb 2023

## ACCOUNT SUMMARY AS OF

| Previous Balance (Rs.) | Current Charges (Rs.) | Payable Within Due Date (Rs.) | Late Payment Surcharge (Rs.) | Payment After Due Date (Rs.) | Due Date |
|---|---|---|---|---|---|
| 4,924,674,497 | 37,321 | 4,924,711,818 | | 4,924,711,818 | 16 Feb 2023 |

## MONTHLY CONSUMPTION

## METER INFORMATION

| METER No. | CURRENT DATE | CURRENT READING | PREVIOUS DATE | PREVIOUS READING | MEASURED QTY (SCM) |
|---|---|---|---|---|---|
| 16128823 | 31-Jan-2023 | 28401097 | 31-Dec-2022 | 28401046 | 51 |
| RLNG VOL | 31-Jan-2023 | | 31-Dec-2022 | | 0 - |

| SMS CODE | GCV (BTU/SCF) | MMBTU | No. OF MONTHS | PRESSURE | TEMPERATURE |
|---|---|---|---|---|---|
| | 983.248388 | 1.779866 | 01 | 1 | 1 |

## BILL & PAYMENT HISTORY

| Month | Bill Amount (Rs.) | Payment Date | Amount (Rs.) |
|---|---|---|---|

## BILL CALCULATION

ACTUAL BILL CONSUMPTIVE

## COMPUTATION OF CURRENT GAS CHARGES

| SLAB | CMs | MMBTU | RATE/ MMBTU (Rs.) | AMOUNT (Rs.) |
|---|---|---|---|---|

## IMPORTANT MESSAGES

## CURRENT CHARGES (Rs.)

| | |
|---|---|
| Gas Charges | 28,898 |
| Meter Rent | 3,000 |
| General Sales Tax | 5,423 |
| Withholding Tax @ 4% | |
| Other Charges | |
| Less: Provisional/Bill Corrections | |
| Adjustments - Debit | |
| Adjustments - Credit | |

## VIEW YOUR GAS BILL ONLINE

گیس بل ویب سائٹ سے حاصل کیجیے

آپ اپنا گیس بل گھر بیٹھے ہماری ویب سائٹ DUPLICATE
www.ssgc.com.pk
سے حاصل کر سکتے ہیں۔ مزید معلومات اور شکایات کے لیے
۱۱۹۹ پر کال کیجیے۔



Visit our website at www.ssgc.com.pk to view and download your duplicate gas bill.

For inquiries and assistance, please call 1199.

1199

Sui Southern Gas Company Limited
Block 14, Sir Shah Suleman Road
Gulshan-e-Iqbal, Karachi 75300
www.ssgc.com.pk

M/S KESC KORANGI TOWN GAS TURBINE (KTGT)
K - Electric Limited
Plot No. 1.,

| Customer Number | Total Amount Due | Due Date | After Due Date |
|---|---|---|---|
| 6322910000 (1) | 4,924,711,818 | 16 Feb 2023 | 4,924,711,818 |

# Sui Southern Gas Company Limited

SSGC Block 14, Sir Shah Suleman Road, Gulshan-e-Iqbal, Karachi 75300 www.ssgc.com.pk

SSGC General Sales Tax Number 02-04-9028-001-19

**KESC KORANGI TOWN GAS TURBINE (KTGT)**
K - Electric Limited
Plot No. 1.,
Sector-19 Korangi Industrial Area, NC 376 Deh Fai Tappo Landhi

Billing Group: (A-I1/0108985 /09)

For emergencies and complaints please call **1199**

SERVICE WITH A SMILE
Contact your Neighborhood Customer Facilitation Center at:
SIR SHAH SULEMAN ROAD
GULSHAN-E-IQBAL
NEAR CIVIC CENTER. TEL: 99021041

## ACCOUNT INFORMATION

| | |
|---|---|
| Customer Number: | 4655415095 (6) |
| Billing Month | Jan- 2023 |
| Tariff/Customer Class | IND |
| GST/NTN Number: | 1200271600728 |

Issue Date: 01-Feb 2023

## ACCOUNT SUMMARY AS OF

| Previous Balance (Rs.) | Current Charges (Rs.) | Payable Within Due Date (Rs.) | Late Payment Surcharge (Rs.) | Payment After Due Date (Rs.) | Due Date |
|---|---|---|---|---|---|
| 2,092,263,723 | 36,736 | 2,092,300,458 | | 2,092,300,458 | 16 Feb 2023 |

## MONTHLY CONSUMPTION

## METER INFORMATION

| METER No. | CURRENT DATE | CURRENT READING | PREVIOUS DATE | PREVIOUS READING | MEASURED QTY (SCM) |
|---|---|---|---|---|---|
| 15300070 | 31-Jan-2023 | 11559 | 31-Dec-2022 | 11559 | 0 |
| RLNG VOL | 31-Jan-2023 | | 31-Dec-2022 | | 0 - |

| SMS CODE | GCV (BTU/SCF) | MMBTU | No. OF MONTHS | PRESSURE | TEMPERATURE |
|---|---|---|---|---|---|
| | 983.248388 | .0 | 01 | 1 | 1 |

## BILL & PAYMENT HISTORY

| Month | Bill Amount (Rs.) | Payment Date | Amount (Rs.) |
|---|---|---|---|

## BILL CALCULATION

ACTUAL BILL CONSUMPTIVE

## COMPUTATION OF CURRENT GAS CHARGES

| SLAB | CMs | MMBTU | RATE/ MMBTU (Rs.) | AMOUNT (Rs.) |
|---|---|---|---|---|

## IMPORTANT MESSAGES

## CURRENT CHARGES (Rs.)

| | |
|---|---|
| Gas Charges | 28,898 |
| Meter Rent | 2,500 |
| General Sales Tax | 5,338 |
| Withholding Tax @ 4% | |
| Other Charges | |
| Less: Provisional/Bill Corrections | |
| Adjustments - Debit | |
| Adjustments - Credit | |

## VIEW YOUR GAS BILL ONLINE

آپ اپنا گیس بل گھر بیٹھے ہماری ویب سائٹ www.ssgc.com.pk سے حاصل کر سکتے ہیں۔ مزید معلومات اور تعاون کے لیے ۱۱۹۹ پر کال کیجیے۔

Sui Southern Gas Company Limited



گیس بل ویب سائٹ سے حاصل کیجیے

Visit our website at www.ssgc.com.pk to view and download your duplicate gas bill.

For inquiries and assistance, please call 1199.

1199

www.ssgc.com.pk

---

Sui Southern Gas Company Limited
Block 14, Sir Shah Suleman Road
Gulshan-e-Iqbal, Karachi 75300
SSGC www.ssgc.com.pk

M/S KESC KORANGI TOWN GAS TURBINE (KTGT)
K - Electric Limited
Plot No. 1.,

| Customer Number | Total Amount Due | Due Date | After Due Date |
|---|---|---|---|
| 4655415095 (6) | 2,092,300,458 | 16 Feb 2023 | 2,092,300,458 |

# Sui Southern Gas Company Limited

SSGC Block 14, Sir Shah Suleman Road, Gulshan-e-Iqbal, Karachi 75300 www.ssgc.com.pk

SSGC General Sales Tax Number 02-04-9028-001-19

**KESC KORANGI TOWN GAS TURBINE (KTGT)**
K - Electric Limited
Plot No. 1.,
Sector-19 Korangi Industrial Area, NC 376 Deh Fai Tappo Landhi

Billing Group: (A-I1/0108985 /09)

For emergencies and complaints please call **1199**

SERVICE WITH A SMILE
Contact your Neighborhood Customer Facilitation Center at:
SIR SHAH SULEMAN ROAD
GULSHAN-E-IQBAL
NEAR CIVIC CENTER. TEL: 99021041

## ACCOUNT INFORMATION

| | |
|---|---|
| Customer Number: | 7903464064 (3) |
| Billing Month | Jan- 2023 |
| Tariff/Customer Class | IND |
| GST/NTN Number: | 1200271600728 |

Issue Date: 01-Feb 2023

## ACCOUNT SUMMARY AS OF

| Previous Balance (Rs.) | Current Charges (Rs.) | Payable Within Due Date (Rs.) | Late Payment Surcharge (Rs.) | Payment After Due Date (Rs.) | Due Date |
|---|---|---|---|---|---|
| 124,282,347 | 36,736 | 124,319,083 | | 124,319,083 | 16 Feb 2023 |

## MONTHLY CONSUMPTION

## METER INFORMATION

| METER No. | CURRENT DATE | CURRENT READING | PREVIOUS DATE | PREVIOUS READING | MEASURED QTY (SCM) |
|---|---|---|---|---|---|
| 16844632 | 31-Jan-2023 | 8880340 | 31-Dec-2022 | 8880340 | 0 |
| RLNG VOL | 31-Jan-2023 | | 31-Dec-2022 | | 0 - |

| SMS CODE | GCV (BTU/SCF) | MMBTU | No. OF MONTHS | PRESSURE | TEMPERATURE |
|---|---|---|---|---|---|
| | 983.248388 | .0 | 01 | 1 | 1 |

## BILL & PAYMENT HISTORY

| Month | Bill Amount (Rs.) | Payment Date | Amount (Rs.) |
|---|---|---|---|

## BILL CALCULATION

ACTUAL BILL CONSUMPTIVE

## COMPUTATION OF CURRENT GAS CHARGES

| SLAB | CMs | MMBTU | RATE/ MMBTU (Rs.) | AMOUNT (Rs.) |
|---|---|---|---|---|

## IMPORTANT MESSAGES

## CURRENT CHARGES (Rs.)

| | |
|---|---|
| Gas Charges | 28,898 |
| Meter Rent | 2,500 |
| General Sales Tax | 5,338 |
| Withholding Tax @ 4% | |
| Other Charges | |
| Less: Provisional/Bill Corrections | |
| Adjustments - Debit | |
| Adjustments - Credit | |

## VIEW YOUR GAS BILL ONLINE

گیس بل ویب سائٹ سے حاصل کیجیے

آپ اپنا DUPLICATE گیس بل مگر کیجیے ہماری ویب سائٹ www.ssgc.com.pk سے حاصل کرسکتے ہیں۔ مزید معلومات اور تفصیلات کے لیے ۱۱۹۹ پر کال کیجیے



Visit our website at www.ssgc.com.pk to view and download your duplicate gas bill.

For inquiries and assistance, please call 1199.

www.ssgc.com.pk

---

Sui Southern Gas Company Limited
Block 14, Sir Shah Suleman Road
Gulshan-e-Iqbal, Karachi 75300
SSGC www.ssgc.com.pk

M/S KESC KORANGI TOWN GAS TURBINE (KTGT)
K - Electric Limited
Plot No. 1.,

| Customer Number | Total Amount Due | Due Date | After Due Date |
|---|---|---|---|
| 7903464064 (3) | 124,319,083 | 16 Feb 2023 | 124,319,083 |

# Sui Southern Gas Company Limited

SSGC Block 14, Sir Shah Suleman Road, Gulshan-e-Iqbal, Karachi 75300 www.ssgc.com.pk

SSGC General Sales Tax Number 02-04-9028-001-19

**KESC SITE GAS TURBINE POWER STATION - 1**

K - Electric Limited
Plot No. F-255,
Site Area, (Site Gas Turbine Power Station)

Billing Group: (A-I1/0108985 /09)

For emergencies and complaints please call **1199**

SERVICE WITH A SMILE
Contact your Neighborhood Customer Facilitation Center at:
SIR SHAH SULEMAN ROAD
GULSHAN-E-IQBAL
NEAR CIVIC CENTER. TEL: 99021041

## ACCOUNT INFORMATION

| | |
|---|---|
| Customer Number: | 1796310000 (7) |
| Billing Month | Jan- 2023 |
| Tariff/Customer Class | IND |
| GST/NTN Number: | 1200271600728 |

Issue Date: 01-Feb-2023

## ACCOUNT SUMMARY AS OF

| Previous Balance (Rs.) | Current Charges (Rs.) | Payable Within Due Date (Rs.) | Late Payment Surcharge (Rs.) | Payment After Due Date (Rs.) | Due Date |
|---|---|---|---|---|---|
| 4,204,663,338 | 37,103 | 4,204,700,442 | | 4,204,700,442 | 16 Feb 2023 |

## MONTHLY CONSUMPTION

## METER INFORMATION

| METER No. | CURRENT DATE | CURRENT READING | PREVIOUS DATE | PREVIOUS READING | MEASURED QTY (SCM) |
|---|---|---|---|---|---|
| 16647825 | 31-Jan-2023 | 6566092 | 31-Dec-2022 | 6566069 | 23 |
| RLNG VOL | 31-Jan-2023 | | 31-Dec-2022 | | 6 - |

| SMS CODE | GCV (BTU/SCF) | MMBTU | No. OF MONTHS | PRESSURE | TEMPERATURE |
|---|---|---|---|---|---|
| | 1017.609678 | .614022 | 01 | 1 | 1 |

## BILL & PAYMENT HISTORY

| Month | Bill Amount (Rs.) | Payment Date | Amount (Rs.) |
|---|---|---|---|

## BILL CALCULATION

ACTUAL BILL CONSUMPTIVE

## COMPUTATION OF CURRENT GAS CHARGES

| SLAB | CMs | MMBTU | RATE/ MMBTU (Rs.) | AMOUNT (Rs.) |
|---|---|---|---|---|

## IMPORTANT MESSAGES

## CURRENT CHARGES (Rs.)

| | |
|---|---|
| Gas Charges | 28,712 |
| Meter Rent | 3,000 |
| General Sales Tax | 5,391 |
| Withholding Tax @ 4% | |
| Other Charges | |
| Less: Provisional/Bill Corrections | |
| Adjustments - Debit | |
| Adjustments - Credit | |

## VIEW YOUR GAS BILL ONLINE

آپ اپنا DUPLICATE گیس بل گھر بیٹھے ہماری ویب سائٹ www.ssgc.com.pk سے حاصل کرسکتے ہیں۔ مزید معلومات اور تنصیبات کے لئے 1199 پر کال کیجئے۔



گیس بل ویب سائٹ سے حاصل کیجئے

Visit our website at www.ssgc.com.pk to view and download your duplicate gas bill.

For inquiries and assistance, please call 1199.

www.ssgc.com.pk

---

**Sui Southern Gas Company Limited**
Block 14, Sir Shah Suleman Road
Gulshan-e-Iqbal, Karachi 75300
SSGC www.ssgc.com.pk

M/S KESC SITE GAS TURBINE POWER STATION - 1
K - Electric Limited
Plot No. F-255,

| Customer Number | Total Amount Due | Due Date | After Due Date |
|---|---|---|---|
| 1796310000 (7) | 4,204,700,442 | 16 Feb 2023 | 4,204,700,442 |

# Sui Southern Gas Company Limited

SSGC Block 14, Sir Shah Suleman Road, Gulshan-e-Iqbal, Karachi 75300 www.ssgc.com.pk

SSGC General Sales Tax Number 02-04-9028-001-19

**KESC SITE GAS TURBINE POWER STATION - 2**
**K - Electric Limited**
**Plot No. F-255,**
**Site Area, (Site Gas Turbine Power Station)**

Billing Group: (A-I1/0108985 /09)

For emergencies and complaints please call **1199**

SERVICE WITH A SMILE
Contact your Neighborhood Customer Facilitation Center at:
SIR SHAH SULEMAN ROAD
GULSHAN-E-IQBAL
NEAR CIVIC CENTER. TEL: 99021041

## ACCOUNT INFORMATION

| | |
|---|---|
| Customer Number: | 5999978254 (9) |
| Billing Month | Jan- 2023 |
| Tariff/Customer Class | IND |
| GST/NTN Number: | 1200271600728 |

Issue Date: 01-Feb 2023

## ACCOUNT SUMMARY AS OF

| Previous Balance (Rs.) | Current Charges (Rs.) | Payable Within Due Date (Rs.) | Late Payment Surcharge (Rs.) | Payment After Due Date (Rs.) | Due Date |
|---|---|---|---|---|---|
| 3,323,414,053 | 36,736 | 3,323,450,789 | | 3,323,450,789 | 16 Feb 2023 |

## MONTHLY CONSUMPTION

## METER INFORMATION

| METER No. | CURRENT DATE | CURRENT READING | PREVIOUS DATE | PREVIOUS READING | MEASURED QTY (SCM) |
|---|---|---|---|---|---|
| 13403410 | 31-Jan-2023 | 29131014 | 31-Dec-2022 | 29130997 | 17 |
| RLNG VOL | 31-Jan-2023 | | 31-Dec-2022 | | 0 - |

| SMS CODE | GCV (BTU/SCF) | MMBTU | No. OF MONTHS | PRESSURE | TEMPERATURE |
|---|---|---|---|---|---|
| | 1017.609678 | .614022 | 01 | 1 | 1 |

## BILL & PAYMENT HISTORY

| Month | Bill Amount (Rs.) | Payment Date | Amount (Rs.) |
|---|---|---|---|

## BILL CALCULATION

ACTUAL BILL CONSUMPTIVE

## COMPUTATION OF CURRENT GAS CHARGES

| SLAB | CMs | MMBTU | RATE/ MMBTU (Rs.) | AMOUNT (Rs.) |
|---|---|---|---|---|

## IMPORTANT MESSAGES

## CURRENT CHARGES (Rs.)

| | |
|---|---|
| Gas Charges | 28,898 |
| Meter Rent | 2,500 |
| General Sales Tax | 5,338 |
| Withholding Tax @ 4% | |
| Other Charges | |
| Less: Provisional/Bill Corrections | |
| Adjustments - Debit | |
| Adjustments - Credit | |

## VIEW YOUR GAS BILL ONLINE

گیس بل ویب سائٹ سے حاصل کیجئے

آپ اپنا DUPLICATE گیس بل گھر بیٹھے ہماری ویب سائٹ www.ssgc.com.pk سے حاصل کرسکتے ہیں۔ مزید معلومات اور وضاحت کے لئے ۱۱۹۹ پر کال کیجئے



Visit our website at www.ssgc.com.pk to view and download your duplicate gas bill.

For inquiries and assistance, please call 1199.

1199

www.ssgc.com.pk


Sui Southern Gas Company Limited
Block 14, Sir Shah Suleman Road
Gulshan-e-Iqbal, Karachi 75300
www.ssgc.com.pk

M/S KESC SITE GAS TURBINE POWER STATION - 2
K - Electric Limited
Plot No. F-255,


| Customer Number | Total Amount Due | Due Date | After Due Date |
|---|---|---|---|
| 5999978254 (9) | 3,323,450,789 | 16 Feb 2023 | 3,323,450,789 |

# Sui Southern Gas Company Limited

SSGC Block 14, Sir Shah Suleman Road, Gulshan-e-Iqbal, Karachi 75300 www.ssgc.com.pk

SSGC General Sales Tax Number 02-04-9028-001-19

**KESC KORANGI THERMAL POWER STATION (KTPS)**
K - Electric Limited
Plot No. 1.,
Ibrahim Haydri,Korangin Creek, Near PAF Base Korangi

Billing Group: (A-I1/0108985 /09)

For emergencies and complaints please call **1199**

SERVICE WITH A SMILE
Contact your Neighborhood Customer Facilitation Center at:
SIR SHAH SULEMAN ROAD
GULSHAN-E-IQBAL
NEAR CIVIC CENTER. TEL: 99021041

## ACCOUNT INFORMATION

| | |
|---|---|
| Customer Number: | 5350810000 (4) |
| Billing Month | Jan- 2023 |
| Tariff/Customer Class | IND |
| GST/NTN Number: | 1200271600728 |

Issue Date: 01-Feb 2023

## ACCOUNT SUMMARY AS OF

| Previous Balance (Rs.) | Current Charges (Rs.) | Payable Within Due Date (Rs.) | Late Payment Surcharge (Rs.) | Payment After Due Date (Rs.) | Due Date |
|---|---|---|---|---|---|
| 2,279,260 | 37,321 | 2,316,581 | | 2,316,581 | 16 Feb 2023 |

## MONTHLY CONSUMPTION

## METER INFORMATION

| METER No. | CURRENT DATE | CURRENT READING | PREVIOUS DATE | PREVIOUS READING | MEASURED QTY (SCM) |
|---|---|---|---|---|---|
| MMM00001 | 31-Jan-2023 | 1 | 31-Dec-2022 | 1 | 0 |
| RLNG VOL | 31-Jan-2023 | | 31-Dec-2022 | | 0 - |

| SMS CODE | GCV (BTU/SCF) | MMBTU | No. OF MONTHS | PRESSURE | TEMPERATURE |
|---|---|---|---|---|---|
| | 1007.980644 | | 01 | 1 | 1 |

## BILL & PAYMENT HISTORY

| Month | Bill Amount (Rs.) | Payment Date | Amount (Rs.) |
|---|---|---|---|

## BILL CALCULATION

ACTUAL BILL CONSUMPTIVE

## COMPUTATION OF CURRENT GAS CHARGES

| SLAB | CMs | MMBTU | RATE/ MMBTU (Rs.) | AMOUNT (Rs.) |
|---|---|---|---|---|

## IMPORTANT MESSAGES

## CURRENT CHARGES (Rs.)

| | |
|---|---|
| Gas Charges | 28,898 |
| Meter Rent | 3,000 |
| General Sales Tax | 5,423 |
| Withholding Tax @ 4% | |
| Other Charges | |
| Less: Provisional/Bill Corrections | |
| Adjustments - Debit | |
| Adjustments - Credit | |


## VIEW YOUR GAS BILL ONLINE

گیس بل ویب سائٹ سے حاصل کیجئے

آپ اپنا DUPLICATE گیس بل گھر بیٹھے ہماری ویب سائٹ
www.ssgc.com.pk
سے حاصل کرسکتے ہیں۔ مزید معلومات اور تفصیلات کے لئے
۱۱۹۹ پر کال کیجئے۔



Visit our website at www.ssgc.com.pk to view and download your duplicate gas bill.

For inquiries and assistance, please call 1199.

1199

www.ssgc.com.pk


**Sui Southern Gas Company Limited**
Block 14, Sir Shah Suleman Road
Gulshan-e-Iqbal, Karachi 75300
SSGC www.ssgc.com.pk

M/S KESC KORANGI THERMAL POWER STATION (KTPS)
K - Electric Limited
Plot No. 1.,

| Customer Number | Total Amount Due | Due Date | After Due Date |
|---|---|---|---|
| 5350810000 (4) | 2,316,581 | 16 Feb 2023 | 2,316,581 |

# Sui Southern Gas Company Limited

SSGC Block 14, Sir Shah Suleman Road, Gulshan-e-Iqbal, Karachi 75300 www.ssgc.com.pk

**KESC WEST WHARF GRID STATION**
K - Electric Limited
Gr. Floor, BOC Building,
KE House, 39-B, Sunset Boulevard,, DHA-II, Karachi

SSGC General Sales Tax Number 02-04-9028-001-19

Billing Group: (A-I1/0108985 /09)

For emergencies and complaints please call **1199**

SERVICE WITH A SMILE
Contact your Neighborhood Customer Facilitation Center at:
SIR SHAH SULEMAN ROAD
GULSHAN-E-IQBAL
NEAR CIVIC CENTER. TEL: 99021041

## ACCOUNT INFORMATION

| | |
|---|---|
| Customer Number: | 0193690545 (2) |
| Billing Month | Jan- 2023 |
| Tariff/Customer Class | IND |
| GST/NTN Number: | 1200271600728 |

Issue Date: 01-Feb 2023

## ACCOUNT SUMMARY AS OF

| Previous Balance (Rs.) | Current Charges (Rs.) | Payable Within Due Date (Rs.) | Late Payment Surcharge (Rs.) | Payment After Due Date (Rs.) | Due Date |
|---|---|---|---|---|---|
| 4,369,471 | 36,151 | 4,405,621 | | 4,405,621 | 16 Feb 2023 |

## MONTHLY CONSUMPTION

## METER INFORMATION

| METER No. | CURRENT DATE | CURRENT READING | PREVIOUS DATE | PREVIOUS READING | MEASURED QTY (SCM) |
|---|---|---|---|---|---|
| 14240562 | 31-Jan-2023 | 514 | 31-Dec-2022 | 514 | 0 |
| RLNG VOL | 31-Jan-2023 | | 31-Dec-2022 | | 0 - |

| SMS CODE | GCV (BTU/SCF) | MMBTU | No. OF MONTHS | PRESSURE | TEMPERATURE |
|---|---|---|---|---|---|
| | 1058.300001 | | 01 | 1 | 1 |

## BILL & PAYMENT HISTORY

| Month | Bill Amount (Rs.) | Payment Date | Amount (Rs.) |
|---|---|---|---|

## BILL CALCULATION

ACTUAL BILL CONSUMPTIVE

## COMPUTATION OF CURRENT GAS CHARGES

| SLAB | CMs | MMBTU | RATE/ MMBTU (Rs.) | AMOUNT (Rs.) |
|---|---|---|---|---|

## IMPORTANT MESSAGES

## CURRENT CHARGES (Rs.)

| | |
|---|---|
| Gas Charges | 28,898 |
| Meter Rent | 2,000 |
| General Sales Tax | 5,253 |
| Withholding Tax @ 4% | |
| Other Charges | |
| Less: Provisional/Bill Corrections | |
| Adjustments - Debit | |
| Adjustments - Credit | |


**VIEW YOUR GAS BILL ONLINE**

گیس بل ویب سائٹ سے حاصل کیجیے

آپ اپنا DUPLICATE گیس بل گھر بیٹھے ہماری ویب سائٹ
www.ssgc.com.pk
سے حاصل کرسکتے ہیں۔ مزید معلومات اور تفصیلات کے لئے
۱۱۹۹ پر کال کیجیے

Sui Southern Gas Company Limited



Visit our website at www.ssgc.com.pk to view and download your duplicate gas bill.

For inquiries and assistance, please call 1199.

1199

www.ssgc.com.pk


Sui Southern Gas Company Limited
Block 14, Sir Shah Suleman Road
Gulshan-e-Iqbal, Karachi 75300
SSGC www.ssgc.com.pk

M/S KESC WEST WHARF GRID STATION
K - Electric Limited
Gr. Floor, BOC Building,

| Customer Number | Total Amount Due | Due Date | After Due Date |
|---|---|---|---|
| 0193690545 (2) | 4,405,621 | 16 Feb 2023 | 4,405,621 |

No. OGRA-Fin-28-11(08)/2022 January 12, 2023

Managing Director
Pakistan State Oil Limited,
PSO House, Khayaban-e-Iqbal,
Clifton, Karachi.

Managing Director
Pakistan LNG Limited,
Petroleum House, G-5,
Islamabad.

Subject: **Determination of Re-Gasified Liquefied Natural Gas (RLNG) Weighted Average Sale Provisional Price for the Month of January 2023**

Dear Sir, السلام

Reference SNGPL's letter No. RA-LNG-01-23 dated 10-01-2023 regarding submission of monthly RLNG price data / computation for month of January 2023.

2. In pursuance of the approval of the Authority and in accordance with the Federal Government decision regarding "RLNG Allocation, Pricing and Associated Matters" and advice from Ministry of Energy regarding weighted average sale price dated January 22, 2018, RLNG Weighted Average Sale prices for the month of January 2023 has been computed as attached at Annexure-A and Annexure- B.

Best Regards,

(Aurangzeb Khan)
Dy. Executive Director
(Registrar Office)
For and on behalf of Authority

ISLAMABAD OIL & GAS REGULATORY AUTHORITY 12 JAN 2023 ISSUED

Cc to: 1. Managing Director, SSGCL, St-4-B, Block 14, Sir Shah Suleman Road, Gulshan-e-Iqbal, Karachi.
2. Managing Director, SNGPL, 21-Kashmir Road, Gas House, Lahore.

## COMPUTATION OF WEIGHTED AVERAGE RLNG PRICE FOR SNGPL JANUARY 2023 Annex: A

| Particulars | Unit | (SNGPL JANUARY 2023) | | | |
|---|---|---|---|---|---|
| | | Transmission | | Distribution | |
| | | PSO | PLL | PSO | PLL |
| No. of Cargos | | 9 | 1 | 9 | 1 |
| Quantity Received | MMBTU | 28,350,000 | 1,702,700 | 28,350,000 | 1,702,700 |
| Retainage PSO @ 0.816 % and PLL @ 0.49% | | 231,336 | 8,343 | 231,336 | 8,343 |
| Quantity Delivered at Terminal | | 28,118,664 | 1,694,357 | 28,118,664 | 1,694,357 |
| Transmission Loss SNGPL @ 0.38% | | 106,851 | 6,439 | | |
| Distribution Loss: SNGPL @ 7.86% | | | | 2,210,127 | 133,175 |
| Total Loss including Retainage | | 338,187 | 14,782 | 2,441,463 | 141,520 |
| %age Losses | | 1.19% | 0.87% | 8.61% | 8.31% |
| Quantity availbale for Sale | | 28,011,813 | 1,687,918 | 25,908,537 | 1,561,180 |
| LNG Price (DES) | US $/MMBTU | 10.9679 | 10.7568 | 10.9679 | 10.7568 |
| PSO/ PLL other imports related costs | | 0.8210 | 0.7441 | 0.8210 | 0.7441 |
| PSO / PLL margin (@ 2.50%) | | 0.2742 | 0.2689 | 0.2742 | 0.2689 |
| Terminal Charges | | 0.4740 | 0.5859 | 0.4740 | 0.5859 |
| RLNG Cost | | 12.5371 | 12.3557 | 12.5371 | 12.3557 |
| Retainge volume adjustment | | 0.1031 | 0.0608 | 0.1031 | 0.0608 |
| T & D volume adjustment | | 0.0483 | 0.0474 | 1.0783 | 1.0592 |
| LSA management fee | | 0.0250 | 0.0250 | 0.0250 | 0.0250 |
| Cost of supply -SNGPL | | 0.4470 | 0.4470 | 0.4470 | 0.4470 |
| Cost of supply -SSGCL | | 0.1421 | 0.1421 | 0.1421 | 0.1421 |
| Total RLNG price without GST | | 13.3026 | 13.0780 | 14.3326 | 14.0898 |
| Quantity availbale for Sale | MMBTU | 28,011,813 | 1,687,918 | 25,908,537 | 1,561,180 |
| Total cost of RLNG | US $ | 372,629,250 | 22,074,631 | 371,336,055 | 21,996,752 |
| sum of Total RLNG cost (PSO & PLL) | US $ | 394,703,881 | | 393,332,807 | |
| sum of quantity availbale for sale (PSO& PLL) | MMBTU | 29,699,731 | | 27,469,717 | |
| Weighted Average Sale Price without GST | US $/MMBTU | 13.2898 | | 14.3138 | |

Notes:

| I. Calculation of LNG DES Price | PSO | | PLL | | | | | |
|---|---|---|---|---|---|---|---|---|
| No. of Cargoes | 6 | 3 | 1 | | | | | |
| Quantity (No. MMBTU) | 18,900,000 | 9,450,000 | 3,200,000 | | | | | |
| Bricem Oct-22 | 93.4976 | 93.4976 | 93.4976 | | | | | |
| Bricem-Nov-22 | 90.9218 | 90.9218 | 90.9218 | | | | | |
| Bricem-Dec22 | 81.3986 | 81.3986 | 81.3986 | | | | | |
| Brent_m | 88.6060 | 88.6060 | 88.6060 | | | | | |
| Slope | 13.37% | 10.20% | 12.14% | | | | | |
| CP = Slope x Brent_m | 11.8466 | 9.0378 | 10.7568 | | | | | |
| Average DES USD / MMBTU | 10.9103 | | 10.7568 | | | | | |
| Port Charges (in the excess of limit borne by LNG supplier) | 0.05760 | | 0.0000 | | | | | |
| DES Price USD/ MMBTU | 10.9679 | | 10.7568 | | | | | |

i. Average cost of supply has been taken on provisional basis as per RERR-FY 2022-23

ii. The figure of Retainage has been taken provisionally subject to adjustment upon actual figure.

iii. UFG has been incorporated on provisional basis @ 0.38% in respect of transmission and @ 7.86% in respect of Transmission & Distribution as per SNGPL claim in respect of Review of Estimated Revenue Requiremnt FY 2021-22. subject to adjustment upon actual figure.

iv. The above prices have been computed on the basis of data provided by M/s PSO & M/s PLL. The parties (SNGPL, SSGCL, PSO & PLL) shall scrutinize the same on the basis of evidences before making payments as per their mutual agreements.

## COMPUTATION OF WEIGHTED AVERAGE RLNG PRICE FOR SSGC: JANUARY 2023 **Annex: B**

| Particulars | Unit | (SSGC JANUARY 2023) | | | | |
|---|---|---|---|---|---|---|
| | | Transmission | | | Distribution | |
| | | PSO | PLL | | PSO | PLL |
| No. of Cargos | | 9 | 1 | | 9 | 1 |
| Quantity Received | MMBTU | 28,350,000 | 1,702,700 | | 28,350,000 | 1,702,700 |
| Retainage PSO @ 0.816 % and PLL @ 0.49% | | 231,336 | 8,343 | | 231,336 | 8,343 |
| Quantity Delivered at Terminal | | 28,118,664 | 1,694,357 | | 28,118,664 | 1,694,357 |
| Transmission Loss SSGCL @ 0.12% | | 33,742 | 2,033 | | | |
| Distribution Loss: SSGCL @ 12.32% | | - | | | 3,464,219 | 208,745 |
| Total Loss including Retainage | | 265,078 | 10,376 | | 3,695,555 | 217,088 |
| %age Losses | | 0.94% | 0.61% | | 13.04% | 12.75% |
| Quantity availbale for Sale | | 28,084,922 | 1,692,324 | | 24,654,445 | 1,485,612 |
| LNG Price (DES) | US $ /MMBTU | 10.9679 | 10.7568 | | 10.9679 | 10.7568 |
| PSO/ PLL other imports related costs | | 0.8210 | 0.7441 | | 0.8210 | 0.7441 |
| PSO / PLL margin (@ 2.50%) | | 0.2742 | 0.2689 | | 0.2742 | 0.2689 |
| Terminal Charges | | 0.4740 | 0.5859 | | 0.4740 | 0.5859 |
| **RLNG Cost** | | **12.5371** | **12.3557** | | **12.5371** | **12.3557** |
| Retainge volume adjustment | | 0.1031 | 0.0608 | | 0.1031 | 0.0608 |
| T & D volume adjustment | | 0.0152 | 0.0150 | | 1.7761 | 1.7447 |
| LSA management fee | | 0.0250 | 0.0250 | | 0.0250 | 0.0250 |
| Cost of supply -SNGPL | | | | | | |
| Cost of supply -SSGCL | | 0.0889 | 0.0889 | | 0.0889 | 0.0889 |
| **Total RLNG price without GST** | | **12.7693** | **12.5454** | | **14.5302** | **14.2751** |
| Quantity available for Sale | MMBTU | 28,084,922 | 1,692,324 | | 24,654,445 | 1,485,612 |
| Total cost of RLNG | US $ | 358,624,548 | 21,230,881 | | 358,233,799 | 21,207,265 |
| sum of Total RLNG cost (PSO & PLL) | US $ | 379,855,429 | | | 379,441,064 | |
| sum of quantity available for sale (PSO& PLL) | MMBTU | 29,777,245 | | | 26,140,057 | |
| Weighted Average Sale Price without GST | US $/ MMBTU | 12.7566 | | | 14.5157 | |

Notes:

I.

| Calculation of LNG DES Price | PSO | | PLL | | | | | |
|---|---|---|---|---|---|---|---|---|
| No. of Cargoes | 6 | 3 | 1 | | | | | |
| Quantity (No. MMBTU) | 18,900,000 | 9,450,000 | 3,200,000 | | | | | |
| Bricem Oct-22 | 93.4976 | 93.4976 | 93.4976 | | | | | |
| Bricem-Nov-22 | 90.9218 | 90.9218 | 90.9218 | | | | | |
| Bricem-Dec22 | 81.3986 | 81.3986 | 81.3986 | | | | | |
| Brent_m | 88.6060 | 88.6060 | 88.6060 | | | | | |
| Slope | 13.37% | 10.20% | 12.14% | | | | | |
| CP = Slope x Brent_m | 11.8466 | 9.0378 | 10.7568 | | | | | |
| **Average DES** | **10.9103** | | **10.7568** | | | | | |
| Port Charges (in the excess of limit borne by LNG supplier) | **0.05760** | | **0.0000** | | | | | |
| **DES Price USD/ MMBTU** | **10.9679** | | **10.7568** | | | | | |

*i* Average cost of supply has been taken on provisional basis as per RERR-FY 2022-23

*ii* The figure of Retainage has been taken provisionally subject to adjustment upon actual figure

*iii.* UFG has been incorporated on provisional basis @ 0.12% in respect of transmission and @ 12.32% in respect of Transmission & Distribution as per SSGCL claim in respect of Review of Estimated Revenue Requiremnt FY 2021-22. subject to adjustment upon actual figure.

*iv.* The above prices have been computed on the basis of data provided by M/s PSO & M/s PLL. The parties (SNGPL, SSGCL, PSO & PLL) shall scrutinize the same on the basis of evidences before making payments as per their mutual agreements.

K-Electric Limited

## RLNG Bill Summary - Jan 2023

| Description | MMBTUs (As per Bills) | Cubic Meters | GCV AS PER BILLS | MMCF | MMCFD | Amount excluding Meter rent | Rs/ MMBTU |
|---|---|---|---|---|---|---|---|
| **BIN QASIM-I** | | | | | | | |
| Run - 1 7934380000 | - | - | - | - | - | - | - |
| Run - 2 2044380000 | - | - | - | - | - | - | - |
| Run - 3 5044380000 | - | - | - | - | - | - | - |
| Run - 4 1044380000 | - | - | - | - | - | - | - |
| Run - 5 4044380000 | - | - | - | - | - | - | - |
| Run - 6 9934380000 | 19,989.306 | 558,808 | 1,007.816 | 19.834 | 0.640 | 67,810,123 | 3,392.32 |
| Total | 19,989.306 | 558,808 | 1,007.816 | 19.834 | 0.640 | 67,810,123 | 3,392.32 |
| **BIN QASIM COMBINED CYCLE POWER PLANT-II** | | | | | | | |
| Run - 7 0551223410 | - | - | - | - | - | - | - |
| Run - 8 0424859959 | 62,263.115 | 1,740,587 | 1,007.816 | 61.780 | 1.993 | 211,216,409 | 3,392.32 |
| Run - 9 1463452993 | 63,882.232 | 1,785,850 | 1,007.816 | 63.387 | 2.045 | 216,708,974 | 3,392.32 |
| Run - 10 1339600597 | 65,717.695 | 1,837,161 | 1,007.816 | 65.208 | 2.103 | 222,935,452 | 3,392.32 |
| Run - 11 3188266041 | - | - | - | - | - | - | - |
| Total | 191,863.042 | 5,363,598 | 1,007.816 | 190.375 | 6.141 | 650,860,835 | 3,392.32 |
| **KORANGI TOWN GAS TURBNE-II** | | | | | | | |
| KTGTPS - 1 6322910000 | - | - | 983.248 | - | - | - | - |
| KTGTPS - 2 4655415095 | - | - | 983.248 | - | - | - | - |
| Total | - | - | 983.248 | - | - | - | - |
| **SITE GAS TURBINE-II** | | | | | | | |
| SGTPS - 1 1796310000 | 0.217 | 6 | 1,017.610 | 0.000 | 0.000 | 735 | 3,392.32 |
| SGTPS - 2 5999978254 | - | - | - | - | - | - | - |
| Total | 0.217 | 6 | - | 0.000 | - | 735 | 3,392.32 |
| **KORANGI COMBINED CYCLE POWER PLANT** | | | | | | | |
| KTPS - 1 8688117075 | 13,232.222 | 369,851 | 1,007.981 | 13.127 | 0.423 | 44,887,933 | 3,392.32 |
| KTPS - 2 7070404620 | 13,801.974 | 385,776 | 1,007.981 | 13.693 | 0.442 | 46,820,712 | 3,392.32 |
| Total | 27,034.196 | 755,627 | 1,007.981 | 26.820 | 0.865 | 91,708,645 | 3,392.32 |
| **Total KE Generating Stations** | **238,886.761** | **6,678,039** | **1,007.835** | **237.030** | **7.646** | **810,380,337** | **3,392.32** |
| | | | | | **GST** | **137,764,657** | |
| | | | | | **SSGC RLNG Billed** | **948,144,995** | |

# Sui Southern Gas Company Limited

SSGC Block 14, Sir Shah Suleman Road, Gulshan-e-Iqbal, Karachi 75300 www.ssgc.com.pk

SSGC General Sales Tax Number 02-04-9028-001-19

**KESC BIN QASIM (RUN 08)**
K - Electric Limited
Plot No.EZ/1/1,
Bin Qasim, Karachi

Billing Group: (A-I1/0108985 /12)

For emergencies and complaints please call **1199**

SERVICE WITH A SMILE
Contact your Neighborhood Customer Facilitation Center at:
SIR SHAH SULEMAN ROAD
GULSHAN-E-IQBAL
NEAR CIVIC CENTER. TEL: 99021041

## ACCOUNT INFORMATION

| | |
|---|---|
| Customer Number: | 0424859959 (1) |
| Billing Month | Jan 2023 |
| Tariff/Customer Class | IND |
| GST/NTN Number: | 1200271600728 |

Issue Date: 01 Feb 23

## ACCOUNT SUMMARY AS OF

| Previous Balance (Rs.) | Current Charges (Rs.) | Payable Within Due Date (Rs.) | Late Payment Surcharge (Rs.) | Payment After Due Date (Rs.) | Due Date |
|---|---|---|---|---|---|
| | 247,123,198 | 247,123,198 | 3,706,848 | 250,830,046 | 03 Feb 23 |

## MONTHLY CONSUMPTION

## METER INFORMATION

| METER No. | CURRENT DATE | CURRENT READING | PREVIOUS DATE | PREVIOUS READING | MEASURED QTY (SCM) |
|---|---|---|---|---|---|
| 25093850 | 31 Jan 2023 | | 01 Jan 2023 | | 1,740,587 |

| SMS CODE | GCV (BTU/SCF) | MMBTU | No. OF DAYS | PRESSURE | TEMP |
|---|---|---|---|---|---|
| | 1007.816128 | 62,263.114583 | | 1 | 1 |

## BILL & PAYMENT HISTORY

| Month | Bill Amount (Rs.) | Payment Date | Amount (Rs.) |
|---|---|---|---|

## BILL CALCULATION

Tariff $ = 233.70

Tariff Rs. 3392.32

### COMPUTATION OF CURRENT GAS CHARGES

| SLAB | CMs | MMBTU | RATE/ MMBTU (Rs.) | AMOUNT (Rs.) |
|---|---|---|---|---|

Adjustment

## IMPORTANT MESSAGES

## CURRENT CHARGES (Rs.)

| | |
|---|---|
| Gas Charges | 211,216,409 |
| Meter Rent | |
| General Sales Tax | 35,906,790 |
| Withholding Tax @ 4% | |
| Other Charges | |
| Less: Provisional/Bill Corrections | |
| Adjustments - Debit | |
| Adjustments - Credit | |

## VIEW YOUR GAS BILL ONLINE

گیس بل ویب سائٹ سے حاصل کیجئے

آپ اپنا DUPLICATE گیس بل گھر بیٹھے ہماری ویب سائٹ www.ssgc.com.pk سے حاصل کرسکتے ہیں۔ مزید معلومات اور تعاون کے لئے ۱۱۹۹ پر کال کیجئے



Visit our website at www.ssgc.com.pk to view and download your duplicate gas bill.

For inquiries and assistance, please call 1199.

1199

www.ssgc.com.pk

---

Sui Southern Gas Company Limited
Block 14, Sir Shah Suleman Road
Gulshan-e-Iqbal, Karachi 75300
SSGC www.ssgc.com.pk

M/S KESC BIN QASIM (RUN 08)
K - Electric Limited
Plot No.EZ/1/1,

| Customer Number | Total Amount Due | Due Date | After Due Date |
|---|---|---|---|
| 0424859959 () | 247,123,198 | 03 Feb 23 | 250,830,046 |

# Sui Southern Gas Company Limited

SSGC Block 14, Sir Shah Suleman Road, Gulshan-e-Iqbal, Karachi 75300 www.ssgc.com.pk

SSGC General Sales Tax Number 02-04-9028-001-19

**KESC BIN QASIM (RUN 09)**
K - Electric Limited
Plot No.EZ/1/1,
Bin Qasim, Karachi

Billing Group: (A-I1/0108985 /12)

For emergencies and complaints please call **1199**

SERVICE WITH A SMILE
Contact your Neighborhood Customer Facilitation Center at:
SIR SHAH SULEMAN ROAD
GULSHAN-E-IQBAL
NEAR CIVIC CENTER. TEL: 99021041

## ACCOUNT INFORMATION

| | |
|---|---|
| Customer Number: | 1463452993 (8) |
| Billing Month | Jan 2023 |
| Tariff/Customer Class | IND |
| GST/NTN Number: | 1200271600728 |

Issue Date: 01 Feb 23

## ACCOUNT SUMMARY AS OF

| Previous Balance (Rs.) | Current Charges (Rs.) | Payable Within Due Date (Rs.) | Late Payment Surcharge (Rs.) | Payment After Due Date (Rs.) | Due Date |
|---|---|---|---|---|---|
| | 253,549,500 | 253,549,500 | 3,803,243 | 257,352,743 | 03 Feb 23 |

## MONTHLY CONSUMPTION

## METER INFORMATION

| METER No. | CURRENT DATE | CURRENT READING | PREVIOUS DATE | PREVIOUS READING | MEASURED QTY (SCM) |
|---|---|---|---|---|---|
| 25093848 | 31 Jan 2023 | | 01 Jan 2023 | | 1,785,850 |

| SMS CODE | GCV (BTU/SCF) | MMBTU | No. OF DAYS | PRESSURE | TEMP |
|---|---|---|---|---|---|
| | 1007.816128 | 63,882.23236 | | 1 | 1 |

## BILL & PAYMENT HISTORY

| Month | Bill Amount (Rs.) | Payment Date | Amount (Rs.) |
|---|---|---|---|
| | | | |

## BILL CALCULATION

Tariff $ = 233.70

Tariff Rs. 3392.32

### COMPUTATION OF CURRENT GAS CHARGES

| SLAB | CMs | MMBTU | RATE/ MMBTU (Rs.) | AMOUNT (Rs.) |
|---|---|---|---|---|
| | | | | |

Adjustment

## IMPORTANT MESSAGES

## CURRENT CHARGES (Rs.)

| | |
|---|---|
| Gas Charges | 216,708,974 |
| Meter Rent | |
| General Sales Tax | 36,840,526 |
| Withholding Tax @ 4% | |
| Other Charges | |
| Less: Provisional/Bill Corrections | |
| Adjustments - Debit | |
| Adjustments - Credit | |

## VIEW YOUR GAS BILL ONLINE

گیس بل ویب سائٹ سے حاصل کیجیے

آپ اپنا DUPLICATE گیس بل گھر بیٹھے ہماری ویب سائٹ www.ssgc.com.pk سے حاصل کرسکتے ہیں۔ مزید معلومات اور تفصیلات کے لئے ۱۱۹۹ پر کال کیجیے۔



Visit our website at www.ssgc.com.pk to view and download your duplicate gas bill.

For inquiries and assistance, please call 1199.

1199

www.ssgc.com.pk


Sui Southern Gas Company Limited
Block 14, Sir Shah Suleman Road
Gulshan-e-Iqbal, Karachi 75300
www.ssgc.com.pk

M/S KESC BIN QASIM (RUN 09)
K - Electric Limited
Plot No.EZ/1/1,


| Customer Number | Total Amount Due | Due Date | After Due Date |
|---|---|---|---|
| 1463452993 () | 253,549,500 | 03 Feb 23 | 257,352,743 |

# Sui Southern Gas Company Limited

SSGC Block 14, Sir Shah Suleman Road, Gulshan-e-Iqbal, Karachi 75300 www.ssgc.com.pk

**KESC BIN QASIM (RUN 10)**
K - Electric Limited
Plot No.EZ/1/1,
Bin Qasim, Karachi

SSGC General Sales Tax Number 02-04-9028-001-19

Billing Group: (A-I1/0108985 /12)

For emergencies and complaints please call **1199**

SERVICE WITH A SMILE
Contact your Neighborhood Customer Facilitation Center at:
SIR SHAH SULEMAN ROAD
GULSHAN-E-IQBAL
NEAR CIVIC CENTER. TEL: 99021041

## ACCOUNT INFORMATION

| | |
|---|---|
| Customer Number: | 1339600597 (0) |
| Billing Month | Jan 2023 |
| Tariff/Customer Class | IND |
| GST/NTN Number: | 1200271600728 |

Issue Date: 01 Feb 23

## ACCOUNT SUMMARY AS OF

| Previous Balance (Rs.) | Current Charges (Rs.) | Payable Within Due Date (Rs.) | Late Payment Surcharge (Rs.) | Payment After Due Date (Rs.) | Due Date |
|---|---|---|---|---|---|
| | 260,834,478 | 260,834,478 | 3,912,517 | 264,746,996 | 03 Feb 23 |

## MONTHLY CONSUMPTION

## METER INFORMATION

| METER No. | CURRENT DATE | CURRENT READING | PREVIOUS DATE | PREVIOUS READING | MEASURED QTY (SCM) |
|---|---|---|---|---|---|
| 25093841 | 31 Jan 2023 | | 01 Jan 2023 | | 1,837,161 |

| SMS CODE | GCV (BTU/SCF) | MMBTU | No. OF DAYS | PRESSURE | TEMP |
|---|---|---|---|---|---|
| | 1007.916128 | 65,717.695151 | | 1 | 1 |

## BILL & PAYMENT HISTORY

| Month | Bill Amount (Rs.) | Payment Date | Amount (Rs.) |
|---|---|---|---|
| | | | |

## BILL CALCULATION

Tariff $ = 233.70

Tariff Rs. 3392.32

## COMPUTATION OF CURRENT GAS CHARGES

| SLAB | CMs | MMBTU | RATE/ MMBTU (Rs.) | AMOUNT (Rs.) |
|---|---|---|---|---|
| | | | | |

Adjustment

## IMPORTANT MESSAGES

## CURRENT CHARGES (Rs.)

| | |
|---|---|
| Gas Charges | 222,935,452 |
| Meter Rent | |
| General Sales Tax | 37,899,027 |
| Withholding Tax @ 4% | |
| Other Charges | |
| Less: Provisional/Bill Corrections | |
| Adjustments - Debit | |
| Adjustments - Credit | |

## VIEW YOUR GAS BILL ONLINE

گیس بل ویب سائٹ سے حاصل کیجئے

آپ اپنا گیس بل کمپنی کی ویب سائٹ DUPLICATE www.ssgc.com.pk سے حاصل کرسکتے ہیں۔ مزید معلومات اور تفصیلات کے لئے ۱۱۹۹ پر کال کیجئے۔



Visit our website at www.ssgc.com.pk to view and download your duplicate gas bill.

For inquiries and assistance, please call 1199.

1199

www.ssgc.com.pk

---

Sui Southern Gas Company Limited
Block 14, Sir Shah Suleman Road
Gulshan-e-Iqbal, Karachi 75300
www.ssgc.com.pk

M/S KESC BIN QASIM (RUN 10)
K - Electric Limited
Plot No.EZ/1/1,

| Customer Number | Total Amount Due | Due Date | After Due Date |
|---|---|---|---|
| 1339600597 () | 260,834,478 | 03 Feb 23 | 264,746,996 |

# Sui Southern Gas Company Limited

SSGC Block 14, Sir Shah Suleman Road, Gulshan-e-Iqbal, Karachi 75300 www.ssgc.com.pk

**KESC BIN QASIM (RUN 06)**
K - Electric Limited
Plot No.EZ/1/1,
Bin Qasim, Karachi

SSGC General Sales Tax Number 02-04-9028-001-19

Billing Group: (A-I1/0108985 /12)

For emergencies and complaints please call
**1199**

SERVICE WITH A SMILE
Contact your Neighborhood Customer Facilitation Center at:
SIR SHAH SULEMAN ROAD
GULSHAN-E-IQBAL
NEAR CIVIC CENTER. TEL: 99021041

## ACCOUNT INFORMATION

| | |
|---|---|
| Customer Number: | 9934380000 (1) |
| Billing Month | Jan 2023 |
| Tariff/Customer Class | IND |
| GST/NTN Number: | 1200271600728 |

Issue Date: 01 Feb 23

## ACCOUNT SUMMARY AS OF

| Previous Balance (Rs.) | Current Charges (Rs.) | Payable Within Due Date (Rs.) | Late Payment Surcharge (Rs.) | Payment After Due Date (Rs.) | Due Date |
|---|---|---|---|---|---|
| | 79,337,844 | 79,337,844 | 1,190,068 | 80,527,912 | 03 Feb 23 |

## MONTHLY CONSUMPTION

## METER INFORMATION

| METER No. | CURRENT DATE | CURRENT READING | PREVIOUS DATE | PREVIOUS READING | MEASURED QTY (SCM) |
|---|---|---|---|---|---|
| 18143197 | 31 Jan 2023 | | 01 Jan 2023 | | 558,808 |

| SMS CODE | GCV (BTU/SCF) | MMBTU | No. OF DAYS | PRESSURE | TEMP |
|---|---|---|---|---|---|
| | 1007.816128 | 19,989.306213 | | 1 | 1 |

## BILL & PAYMENT HISTORY

| Month | Bill Amount (Rs.) | Payment Date | Amount (Rs.) |
|---|---|---|---|
| | | | |

## BILL CALCULATION

Tariff $ = 233.70

Tariff Rs. 3392.32

### COMPUTATION OF CURRENT GAS CHARGES

| SLAB | CMs | MMBTU | RATE/ MMBTU (Rs.) | AMOUNT (Rs.) |
|---|---|---|---|---|
| | | | | |

Adjustment

## IMPORTANT MESSAGES

## CURRENT CHARGES (Rs.)

| | |
|---|---|
| Gas Charges | 67,810,123 |
| Meter Rent | |
| General Sales Tax | 11,527,721 |
| Withholding Tax @ 4% | |
| Other Charges | |
| Less: Provisional/Bill Corrections | |
| Adjustments - Debit | |
| Adjustments - Credit | |

## VIEW YOUR GAS BILL ONLINE

آپ اپنا گیس بل گھر بیٹھے ویب سائٹ سے حاصل کیجئے

آپ اپنا DUPLICATE گیس بل گھر بیٹھے ویب سائٹ www.ssgc.com.pk سے حاصل کرسکتے ہیں۔ مزید معلومات اور شکایات کے لئے ۱۱۹۹ پر کال کیجئے



Visit our website at www.ssgc.com.pk to view and download your duplicate gas bill.

For inquiries and assistance, please call 1199.

1199

www.ssgc.com.pk


Sui Southern Gas Company Limited
Block 14, Sir Shah Suleman Road
Gulshan-e-Iqbal, Karachi 75300
www.ssgc.com.pk

M/S KESC BIN QASIM (RUN 06)
K - Electric Limited
Plot No.EZ/1/1,


| Customer Number | Total Amount Due | Due Date | After Due Date |
|---|---|---|---|
| 9934380000 () | 79,337,844 | 03 Feb 23 | 80,527,912 |

# Sui Southern Gas Company Limited

SSGC Block 14, Sir Shah Suleman Road, Gulshan-e-Iqbal, Karachi 75300 www.ssgc.com.pk

SSGC General Sales Tax Number 02-04-9028-001-19

**KESC KORANGI THERMAL POWER STATION (KTPS)**
K - Electric Limited
Plot No. 1.,
Ibrahim Haydri,Korangin Creek, Near PAF Base Korangi

Billing Group: (A-I1/0108985 /12)

For emergencies and complaints please call **1199**

SERVICE WITH A SMILE
Contact your Neighborhood Customer Facilitation Center at:
SIR SHAH SULEMAN ROAD
GULSHAN-E-IQBAL
NEAR CIVIC CENTER. TEL: 99021041

## ACCOUNT INFORMATION

| | |
|---|---|
| Customer Number: | 8688117075 (6) |
| Billing Month | Jan 2023 |
| Tariff/Customer Class | IND |
| GST/NTN Number: | 1200271600728 |

Issue Date: 01 Feb 23

## ACCOUNT SUMMARY AS OF

| Previous Balance (Rs.) | Current Charges (Rs.) | Payable Within Due Date (Rs.) | Late Payment Surcharge (Rs.) | Payment After Due Date (Rs.) | Due Date |
|---|---|---|---|---|---|
| | 52,518,881 | 52,518,881 | 787,783 | 53,306,664 | 03 Feb 23 |

## MONTHLY CONSUMPTION

## METER INFORMATION

| METER No. | CURRENT DATE | CURRENT READING | PREVIOUS DATE | PREVIOUS READING | MEASURED QTY (SCM) |
|---|---|---|---|---|---|
| 16384818 | 31 Jan 2023 | | 01 Jan 2023 | | 369,851 |

| SMS CODE | GCV (BTU/SCF) | MMBTU | No. OF DAYS | PRESSURE | TEMP |
|---|---|---|---|---|---|
| | 1007.980644 | 13,232.222404 | | 1 | 1 |

## BILL & PAYMENT HISTORY

| Month | Bill Amount (Rs.) | Payment Date | Amount (Rs.) |
|---|---|---|---|

## BILL CALCULATION

Tariff $ = 233.70

Tariff Rs. 3392.32

### COMPUTATION OF CURRENT GAS CHARGES

| SLAB | CMs | MMBTU | RATE/ MMBTU (Rs.) | AMOUNT (Rs.) |
|---|---|---|---|---|

Adjustment

## IMPORTANT MESSAGES

## CURRENT CHARGES (Rs.)

| | |
|---|---|
| Gas Charges | 44,887,933 |
| Meter Rent | |
| General Sales Tax | 7,630,949 |
| Withholding Tax @ 4% | |
| Other Charges | |
| Less: Provisional/Bill Corrections | |
| Adjustments - Debit | |
| Adjustments - Credit | |

## VIEW YOUR GAS BILL ONLINE

گیس بل ویب سائٹ سے حاصل کیجئے

آپ اپنا DUPLICATE گیس بل گھر بیٹھے ہماری ویب سائٹ www.ssgc.com.pk سے حاصل کرسکتے ہیں۔ مزید معلومات اور تعاون کے لیے ۱۱۹۹ پر کال کیجئے۔



Visit our website at www.ssgc.com.pk to view and download your duplicate gas bill.

For inquiries and assistance, please call 1199.

1199

www.ssgc.com.pk


Sui Southern Gas Company Limited
Block 14, Sir Shah Suleman Road
Gulshan-e-Iqbal, Karachi 75300
www.ssgc.com.pk

M/S KESC KORANGI THERMAL POWER STATION (KTPS)
K - Electric Limited
Plot No. 1.,


| Customer Number | Total Amount Due | Due Date | After Due Date |
|---|---|---|---|
| 8688117075 () | 52,518,881 | 03 Feb 23 | 53,306,664 |

# Sui Southern Gas Company Limited

SSGC Block 14, Sir Shah Suleman Road, Gulshan-e-Iqbal, Karachi 75300 www.ssgc.com.pk

SSGC General Sales Tax Number 02-04-9028-001-19

**KESC KORANGI THERMAL POWER STATION (KTPS)**

K - Electric Limited
Plot No. 1.,
Ibrahim Haydri,Korangin Creek, Near PAF Base Korangi

Billing Group: (A-I1/0108985 /12)

For emergencies and complaints please call **1199**

SERVICE WITH A SMILE
Contact your Neighborhood Customer Facilitation Center at:
SIR SHAH SULEMAN ROAD
GULSHAN-E-IQBAL
NEAR CIVIC CENTER. TEL: 99021041

## ACCOUNT INFORMATION

| | |
|---|---|
| Customer Number: | 7070404620 (3) |
| Billing Month | Jan 2023 |
| Tariff/Customer Class | IND |
| GST/NTN Number: | 1200271600728 |

Issue Date: 01 Feb 23

## ACCOUNT SUMMARY AS OF

| Previous Balance (Rs.) | Current Charges (Rs.) | Payable Within Due Date (Rs.) | Late Payment Surcharge (Rs.) | Payment After Due Date (Rs.) | Due Date |
|---|---|---|---|---|---|
| | 54,780,233 | 54,780,233 | 821,703 | 55,601,936 | 03 Feb 23 |

## MONTHLY CONSUMPTION

## METER INFORMATION

| METER No. | CURRENT DATE | CURRENT READING | PREVIOUS DATE | PREVIOUS READING | MEASURED QTY (SCM) |
|---|---|---|---|---|---|
| 16392828 | 31 Jan 2023 | | 01 Jan 2023 | | 385,776 |

| SMS CODE | GCV (BTU/SCF) | MMBTU | No. OF DAYS | PRESSURE | TEMP |
|---|---|---|---|---|---|
| | 1007.980644 | 13,801.973849 | | 1 | 1 |

## BILL & PAYMENT HISTORY

| Month | Bill Amount (Rs.) | Payment Date | Amount (Rs.) |
|---|---|---|---|
| | | | |

## BILL CALCULATION

Tariff $ = 233.70

Tariff Rs. 3392.32

### COMPUTATION OF CURRENT GAS CHARGES

| SLAB | CMs | MMBTU | RATE/ MMBTU (Rs.) | AMOUNT (Rs.) |
|---|---|---|---|---|
| | | | | |

Adjustment

## IMPORTANT MESSAGES

## CURRENT CHARGES (Rs.)

| | |
|---|---|
| Gas Charges | 46,820,712 |
| Meter Rent | |
| General Sales Tax | 7,959,521 |
| Withholding Tax @ 4% | |
| Other Charges | |
| Less: Provisional/Bill Corrections | |
| Adjustments - Debit | |
| Adjustments - Credit | |

## VIEW YOUR GAS BILL ONLINE

گیس بل ویب سائٹ سے حاصل کیجیے

آپ اپنا DUPLICATE گیس بل گھر بیٹھے ہماری ویب سائٹ www.ssgc.com.pk سے حاصل کرسکتے ہیں۔ مزید معلومات اور رہنمائی کے لئے ۱۱۹۹ پر کال کیجیے



Visit our website at www.ssgc.com.pk to view and download your duplicate gas bill.

For inquiries and assistance, please call 1199.

1199

www.ssgc.com.pk


Sui Southern Gas Company Limited
Block 14, Sir Shah Suleman Road
Gulshan-e-Iqbal, Karachi 75300
www.ssgc.com.pk

M/S KESC KORANGI THERMAL POWER STATION (KTPS)
K - Electric Limited
Plot No. 1.,


| Customer Number | Total Amount Due | Due Date | After Due Date |
|---|---|---|---|
| 7070404620 () | 54,780,233 | 03 Feb 23 | 55,601,936 |

# Sui Southern Gas Company Limited

SSGC Block 14, Sir Shah Suleman Road, Gulshan-e-Iqbal, Karachi 75300 www.ssgc.com.pk

**KESC SITE GAS TURBINE POWER STATION - 1**

K - Electric Limited
Plot No. F-255,
Site Area, (Site Gas Turbine Power Station)

SSGC General Sales Tax Number 02-04-9028-001-19

Billing Group: (A-I1/0108985 /12)

For emergencies and complaints please call **1199**

SERVICE WITH A SMILE
Contact your Neighborhood Customer Facilitation Center at:
SIR SHAH SULEMAN ROAD
GULSHAN-E-IQBAL
NEAR CIVIC CENTER. TEL: 99021041

## ACCOUNT INFORMATION

| | |
|---|---|
| Customer Number: | 1796310000 (7) |
| Billing Month | Jan 2023 |
| Tariff/Customer Class | IND |
| GST/NTN Number: | 1200271600728 |

Issue Date: 01 Feb 23

## ACCOUNT SUMMARY AS OF

| Previous Balance (Rs.) | Current Charges (Rs.) | Payable Within Due Date (Rs.) | Late Payment Surcharge (Rs.) | Payment After Due Date (Rs.) | Due Date |
|---|---|---|---|---|---|
| | 860 | 860 | 13 | 873 | 03 Feb 23 |

## MONTHLY CONSUMPTION

## METER INFORMATION

| METER No. | CURRENT DATE | CURRENT READING | PREVIOUS DATE | PREVIOUS READING | MEASURED QTY (SCM) |
|---|---|---|---|---|---|
| 16647825 | 31 Jan 2023 | | 01 Jan 2023 | | 6 |

| SMS CODE | GCV (BTU/SCF) | MMBTU | No. OF DAYS | PRESSURE | TEMP |
|---|---|---|---|---|---|
| | 1017.609678 | .216714 | | 1 | 1 |

## BILL & PAYMENT HISTORY

| Month | Bill Amount (Rs.) | Payment Date | Amount (Rs.) |
|---|---|---|---|

## BILL CALCULATION

Tariff $ = 233.70

Tariff Rs. 3392.32

### COMPUTATION OF CURRENT GAS CHARGES

| SLAB | CMs | MMBTU | RATE/ MMBTU (Rs.) | AMOUNT (Rs.) |
|---|---|---|---|---|

Adjustment

## IMPORTANT MESSAGES

## CURRENT CHARGES (Rs.)

| | |
|---|---|
| Gas Charges | 735 |
| Meter Rent | |
| General Sales Tax | 125 |
| Withholding Tax @ 4% | |
| Other Charges | |
| Less: Provisional/Bill Corrections | |
| Adjustments - Debit | |
| Adjustments - Credit | |

## VIEW YOUR GAS BILL ONLINE

گیس بل ویب سائٹ سے حاصل کیجیے

آپ اپنا DUPLICATE گیس بل گھر بیٹھے ہماری ویب سائٹ www.ssgc.com.pk سے حاصل کرسکتے ہیں۔ نئے کنکشن اور تنصیبات کے لئے ۱۱۹۹ پر کال کیجیے۔



Visit our website at www.ssgc.com.pk to view and download your duplicate gas bill.

For inquiries and assistance, please call 1199.

www.ssgc.com.pk

---

Sui Southern Gas Company Limited
Block 14, Sir Shah Suleman Road
Gulshan-e-Iqbal, Karachi 75300
www.ssgc.com.pk

M/S KESC SITE GAS TURBINE POWER STATION - 1
K - Electric Limited
Plot No. F-255,

| Customer Number | Total Amount Due | Due Date | After Due Date |
|---|---|---|---|
| 1796310000 () | 860 | 03 Feb 23 | 873 |

K-Electric Limted
PLL Costing - Jan 2023

| Period | Power Plant | Cost per MMBTU (USD) | Exchange Rate | MMSCF | MMBTU | Cost (Million PKR) | GST (17%) | Total Cost (Million PKR) | Cost per MMBTU (PKR) |
|---|---|---|---|---|---|---|---|---|---|
| 1st to 10th Jan | BQPS II | 12.4524 | 228.35 | 45.91 | 48,789.81 | 138.73 | 23.58 | 162.32 | 2,843.51 |
| | BQPS III | 12.4524 | 228.35 | 414.35 | 439,658.39 | 1,250.17 | 212.53 | 1,462.70 | 2,843.51 |
| | **Sub-total** | **12.4524** | **228.35** | **460.26** | **488,448.20** | **1,388.91** | **236.11** | **1,625.02** | **2,843.51** |
| 11th to 20th Jan | BQPS II | 12.4524 | 230.60 | 280.80 | 298,691.43 | 857.70 | 145.81 | 1,003.51 | 2,871.52 |
| | BQPS III | 12.4524 | 230.60 | 131.68 | 140,307.06 | 402.90 | 68.49 | 471.39 | 2,871.52 |
| | **Sub-total** | **12.4524** | **230.60** | **412.49** | **438,998.50** | **1,260.59** | **214.30** | **1,474.90** | **2,871.52** |
| 21st to 31st Jan | BQPS II | 12.4524 | 268.35 | 82.72 | 87,983.03 | 294.00 | 49.98 | 343.98 | 3,341.60 |
| | BQPS III | 12.4524 | 268.35 | 515.85 | 547,198.85 | 1,828.52 | 310.85 | 2,139.37 | 3,341.60 |
| | **Sub-total** | **12.4524** | **268.35** | **598.57** | **635,181.87** | **2,122.52** | **360.83** | **2,483.35** | **3,341.60** |
| Jan-23 | BQPS II | 12.4524 | 237.98 | 409.44 | 435,464.27 | 1,290.44 | 219.37 | 1,509.81 | 2,963.36 |
| | BQPS III | 12.4524 | 248.05 | 1,061.88 | 1,127,164.31 | 3,481.59 | 591.87 | 4,073.46 | 3,088.80 |
| | **Total** | **12.4524** | **245.24** | **1,471.32** | **1,562,628.58** | **4,772.02** | **811.24** | **5,583.27** | **3,053.84** |

PAKISTAN LNG Ltd.

*"Without Prejudice"*

| Invoice No. | KE-01/2023 | |
|---|---|---|
| Billing Cycle | From | To |
| | 1-Jan-23 | 10-Jan-23 |
| Invoice Date | Wednesday, January 11, 2023 | |
| Issue Date | Wednesday, January 11, 2023 | |
| Due Date | Monday, January 16, 2023 | |

Managing Director,
KE House, 39B Sunset
Boulevard, DHA Phase-II,
**Karachi**

Buyer's NTN 1543137-1

**INVOICE UNDER THE GAS SALES AGREEMENT**

Dear Sir,

In accordance with the terms agreed, K-Electric is requested to arrange payment of PKR **1,675,874,306.20** being the payment against Gas supplied during the above-mentioned period. Details in this respect are given below:

| | | | | |
|---|---|---|---|---|
| (1) | Gas Supplied | (a) MMSCF | 460.261682 | |
| | | (b) MMBTU | 488,448.204500 | *Annex-I* |
| (2) | Gas Price | USD / MMBTU | 12.8421 | *Annex-II* |
| (4) | USD exchange rate | PKR / USD | 228.35 | *Annex-III* |
| (5) | Gas Charges | PKR | 1,432,371,201.88 | *(1b) x (2) x (3)* |
| (6) | FED @ PKR 10 / MMBTU | PKR | - | *see notes below* |
| (7) | Sub-Total | PKR | 1,432,371,201.88 | *(4) + (5)* |
| (8) | Take or Pay / other charges (if any) | PKR | - | *Annex-IV* |
| (9) | Adjustments (if any) | PKR | - | - |
| (10) | Total | PKR | 1,432,371,201.88 | *(6) + (7) + (8)* |
| (11) | GST @ 17% | PKR | 243,503,104.32 | *(9) x 17%* |
| (12) | Late Payment Surcharge | PKR | - | *Annex-V* |
| **Total Amount Due** | | **PKR** | **1,675,874,306.20** | *(9) + (10) + (11)* |

**Amount in Words:**
One Billion Six Hundred Seventy Five Million Eight Hundred Seventy Four Thousand Three Hundred Six Rupees and Twenty Paisas

**Payment may be made in any of PLL's following bank accounts:**

| | | |
|---|---|---|
| 1 | Bank | United Bank Limited (UBL) |
| | Branch | Corporate Centre, UBL Building, Blue Area Islamabad (0239) |
| | Account No. | 243961339 |
| | Account Title | Pakistan LNG Limited |
| 2 | Bank | National Bank of Pakistan (NBP) |
| | Branch | Corporate Branch, G-5, Islamabad (2221) |
| | Account No. | 3146100893 |
| | Account Title | Pakistan LNG Limited |
| 3 | Bank | Habib Metropolitan Bank |
| | Branch | F-7 Markaz Branch Islamabad |
| | Account No. | 0237217140131770 |
| | Account Title | Pakistan LNG Limited |

**Other Details:**

| | |
|---|---|
| NTN | 7203423-3 |
| STRN | 3277876123000 |

Kind Regards,

**Chief Financial Officer**
*for Pakistan LNG Limited*

PAKISTAN LNG

# PAKISTAN LNG LIMITED

## PLL-KE Delivery Point

### Data for Invoice

from Sunday, January 1, 2023 to Tuesday, January 10, 2023

| Date | FC-1 | | GCV | FC-2 | | GCV | Totals | | |
|---|---|---|---|---|---|---|---|---|---|
| | Flow | Energy | Heating Value | Flow | Energy | Heating Value | Flow | Energy | Heating Value |
| | mmscfd | mmBtu | Btu/scf | mmscfd | mmBtu | Btu/scf | mmscfd | mmBtu | Btu/scf |
| 1/1/2023 | 24.661666 | 26163.740900 | 1060.9073 | 0.000000 | 0.000000 | 0.0000 | 24.661666 | 26163.740900 | 1060.9073 |
| 1/2/2023 | 30.074149 | 31914.053300 | 1061.1789 | 0.483500 | 513.117100 | 1061.2556 | 30.557649 | 32427.170400 | 1061.1801 |
| 1/3/2023 | 59.641595 | 63314.145000 | 1061.5770 | 0.000000 | 0.000000 | 0.0000 | 59.641595 | 63314.145000 | 1061.5770 |
| 1/4/2023 | 48.602336 | 51605.879900 | 1061.7983 | 0.000000 | 0.000000 | 0.0000 | 48.602336 | 51605.879900 | 1061.7983 |
| 1/5/2023 | 68.226326 | 72470.936900 | 1062.2137 | 0.000000 | 0.000000 | 0.0000 | 68.226326 | 72470.936900 | 1062.2137 |
| 1/6/2023 | 58.277784 | 61923.400700 | 1062.5558 | 0.000000 | 0.000000 | 0.0000 | 58.277784 | 61923.400700 | 1062.5558 |
| 1/7/2023 | 46.399573 | 49310.295900 | 1062.7317 | 0.000000 | 0.000000 | 0.0000 | 46.399573 | 49310.295900 | 1062.7317 |
| 1/8/2023 | 41.804627 | 44406.557200 | 1062.2403 | 0.000000 | 0.000000 | 0.0000 | 41.804627 | 44406.557200 | 1062.2403 |
| 1/9/2023 | 46.949852 | 49640.288800 | 1057.3045 | 0.000000 | 0.000000 | 0.0000 | 46.949852 | 49640.288800 | 1057.3045 |
| 1/10/2023 | 35.140274 | 37185.788800 | 1058.2100 | 0.000000 | 0.000000 | 0.0000 | 35.140274 | 37185.788800 | 1058.2100 |
| **Total** | **459.778182** | **487935.087400** | **1061.2402** | **0.483500** | **513.117100** | **1061.2556** | **460.261682** | **488448.204500** | **1061.2402** |

Pakistan LNG Ltd
**Provisional Computation of RLNG Price for sales to K-Electric**
**for the month of Dec 2022**

| Sr. # | Particulars | Provisional December-22 |
|---|---|---|
| | **Quantitative Data (MMBtu)** | |
| | No. of Cargos | 1 |
| | Quantity Received (MMBtu) | 3,200,000 |
| | Retainage | 15,680 |
| | Quantity Delivered at Terminal | 3,184,320 |
| i. | LNG Price (DES) | 11.1228 |
| ii. | PLL's other import related actual costs | 0.7679 |
| iii. | PLL Margin | 0.2781 |
| iv. | Terminal Charges | 0.5791 |
| v. | **RLNG Cost** | **12.7479** |
| vi. | Volume on account of (Retainage) adjusted for recovery through RLNG quantity | 0.0628 |
| vii. | Terminal Management Fee | 0.0250 |
| viii. | O&M Costs | 0.0064 |
| ix. | Performance Guarantee Costs | - |
| x. | Interconnection costs | - |
| xi. | **RLNG Price at Custody Transfer Station (CTS)** | **12.8421** |

# FX RATES SHEET

## Treasury & Capital Markets Group

DATE: Wednesday, 11 January 2023

| Ready Transaction Rates | | | |
|---|---|---|---|
| Currency | Symbol | TT Selling | TT Buying |
| US DOLLAR | USD | 228.35 | 227.85 |
| EURO | EUR | 245.56 | 245.02 |
| JAPANESE YEN | JPY | 1.7235 | 1.7198 |
| BRITISH POUND | GBP | 277.53 | 276.92 |
| SWISS FRANC | CHF | 247.42 | 246.87 |
| CANADIAN DOLLAR | CAD | 170.01 | 169.64 |
| AUSTRALIAN DOLLAR | AUD | 157.65 | 157.31 |
| SWEDISH KRONA | SEK | 22.03 | 21.98 |
| NORWEGIAN KRONE | NOK | 22.88 | 22.83 |
| DANISH KRONE | DKK | 32.96 | 32.88 |
| NEWZEALAND DOLLAR* | NZD | 145.47 | 145.15 |
| SINGAPORE DOLLAR | SGD | 171.56 | 171.19 |
| HONGKONG DOLLAR | HKD | 29.34 | 29.28 |
| KOREAN WON* | KRW | 0.1831 | 0.1827 |
| CHINESE YUAN | CNY | 33.82 | 33.75 |
| MALAYSIAN RINGGIT* | MYR | 52.22 | 52.11 |
| THAI BAHT* | THB | 6.81 | 6.79 |
| U.A.E DIRHAM | AED | 62.61 | 62.48 |
| SAUDI RIYAL | SAR | 60.89 | 60.76 |
| QATAR RIYAL* | QAR | 62.73 | 62.60 |
| KUWAITI DINAR* | KWD | 747.59 | 745.95 |

| Indicative FBP Rates | | | | | | | |
|---|---|---|---|---|---|---|---|
| Currency | SIGHT / 15 Days | 1M | 2M | 3M | 4M | 5M | 6M |
| USD | 226.58 | 225.35 | 222.32 | 219.66 | 217.06 | 214.59 | 212.17 |
| EUR | 243.43 | 242.41 | 239.58 | 237.18 | 234.82 | 232.51 | 230.24 |
| GBP | 275.46 | 274.07 | 270.56 | 267.46 | 264.52 | 261.65 | 258.84 |

| Conversion Rates for Foreign Exchange Currency Deposits DBC/FCBC , Speical US$ Bond Profits & Forward Cover For Deposit (Excluding FE-25 Deposits) | | Settlement Date |
|---|---|---|
| USD | 227.7771 | Friday, 13 January 2023 |
| GBP | 276.8858 | |
| EUR | 244.5187 | |
| JPY | 1.724 | |

| Rates for cash/Currency Notes | | |
|---|---|---|
| Currency | Selling | Buying |
| USD | 230.63 | 225.57 |
| GBP | 280.30 | 274.13 |
| EUR | 247.55 | 242.57 |
| JPY | 1.7408 | 1.7024 |
| SAR | 61.50 | 60.01 |
| AED | 62.81 | 61.82 |

| LIBOR | |
|---|---|
| 1 Month | 4.40429 |
| 3 Month | 4.78257 |
| 6 Month | 5.14100 |

> Please call Treasury Sales Desk (9922 0337, 9922 0438 & 9922 0747) for transactions over US Dollars 5,000 or equivalent amount in other currencies (cumulative basis)
> Above rates are not valid for transactions above USD 5,000 or equivalent amount in other currencies (cumulative basis)
> Unless otherwise specifically stated, the given rates are market indicative and subject to change without prior notice
> NBP captures above foreign exchange rates from sources believed to be reliable. NBP does not accept any liability for consquences that may arise from the usage of these rates
> All FX designated branches must ensure reporting of all export bills falling over due today
> All FX designated branches must ensure that all credits in Nostro accounts have been responded
> All FX designated branches must ensure retention of export proceeds into FC accounts as per SBP guidelines
> For all Chinese Yuan transactions please contact Treasury Sales Desk

* Currencies listed are NOT available to NBP's customers, please contact treasury sales for more details

*THIS IS A COMPUTER GENERATED RATE SHEET AND DOES NOT REQUIRE ANY SIGNATURE*

Treasury Sales Desk - Head Office: I.I. Chundrigar Road, Karachi
Direct Lines: 99220337, 99220438, 99220747. Email: fxsales@nbp.com.pk / tmg.fet@nbp.com.pk PABX 99220100 - 50, Exts: 3211, 3212, 3213 & 3214

PAKISTAN LNG

*"Without Prejudice"*

| Invoice No. | KE-TOP-01/23 | |
|---|---|---|
| Billing Cycle | From | To |
| | 1-Jan-23 | 10-Jan-23 |
| Invoice Date | Wednesday, January 11, 2023 | |
| Issue Date | Wednesday, January 11, 2023 | |
| Due Date | Monday, January 16, 2023 | |

Managing Director,
KE House, 39B Sunset
Boulevard, DHA Phase-II,
**Karachi**

Buyer's NTN 1543137-1

**INVOICE UNDER THE GAS SALES AGREEMENT**

Dear Sir,

In accordance with the terms agreed, K-Electric is requested to arrange payment of PKR **2,688,316.03** being the payment against Gas supplied during the above-mentioned period. Details in this respect are given below:

| | | | | |
|---|---|---|---|---|
| (1) | Take or Pay Quantity | (a) MMSCF | 0.738318 | |
| | | (b) MMBTU | 783.533190 | *Annex-I* |
| (2) | Gas Price | USD / MMBTU | 12.8421 | *Annex-II* |
| (4) | USD exchange rate | PKR / USD | 228.35 | *Annex-III* |
| (5) | Gas Charges | PKR | 2,297,706.01 | *(1b) x (2) x (3)* |
| (6) | FED @ PKR 10 / MMBTU | PKR | - | ***see notes below*** |
| (7) | Sub-Total | PKR | 2,297,706.01 | *(4) + (5)* |
| (8) | Take or Pay / other charges (if any) | PKR | - | *Annex-IV* |
| (9) | Adjustments (if any) | PKR | - | - |
| (10) | Total | PKR | 2,297,706.01 | *(6) + (7) + (8)* |
| (11) | GST @ 17% | PKR | 390,610.02 | *(9) x 17%* |
| (12) | Late Payment Surcharge | PKR | - | *Annex-V* |
| **Total Amount Due** | | **PKR** | **2,688,316.03** | *(9) + (10) + (11)* |

**Amount in Words:**

Two Million Six Hundred Eighty Eight Thousand Three Hundred Sixteen Rupees and Three Paisas

**Payment may be made in any of PLL's following bank accounts:**

| | | |
|---|---|---|
| 1 | Bank | United Bank Limited (UBL) |
| | Branch | Corporate Centre, UBL Building, Blue Area Islamabad (0239) |
| | Account No. | 243961339 |
| | Account Title | Pakistan LNG Limited |
| 2 | Bank | National Bank of Pakistan (NBP) |
| | Branch | Corporate Branch, G-5, Islamabad (2221) |
| | Account No. | 3146100893 |
| | Account Title | Pakistan LNG Limited |
| 3 | Bank | Habib Metropolitan Bank |
| | Branch | F-7 Markaz Branch Islamabad |
| | Account No. | 0237217140131770 |
| | Account Title | Pakistan LNG Limited |

**Other Details:**

| | |
|---|---|
| NTN | 7203423-3 |
| STRN | 3277876123000 |

Kind Regards,

**Chief Financial Officer**
*for Pakistan LNG Limited*

## Take or Pay working for KE for the month of Jan-2023

| Date | Actual (A) | | | Take or Pay (B) | | | | Difference (C=A-B) | |
|---|---|---|---|---|---|---|---|---|---|
| | Flow | Energy | Heating Value | Flow | | | Energy | Flow | Energy |
| | mmscfd | mmBtu | Btu/scf | Take or Pay mmscfd | Non-Delivery | Net Take or Pay mmscfd | mmBtu (@Average GCV) | mmscfd | mmBtu (@Average GCV) |
| 1/1/2023 | 24.661666 | 26163.740900 | 1060.907297 | 46.100000 | 0.000000 | 46.100000 | 48923.173769 | (21.438334) | (22,759.432869) |
| 1/2/2023 | 30.557649 | 32427.170400 | 1061.180128 | 46.100000 | 0.000000 | 46.100000 | 48923.173769 | (15.542351) | (16,496.003369) |
| 1/3/2023 | 59.641595 | 63314.145000 | 1061.576990 | 46.100000 | 0.000000 | 46.100000 | 48923.173769 | 13.541595 | 14,390.971231 |
| 1/4/2023 | 48.602336 | 51605.879900 | 1061.798345 | 46.100000 | 0.000000 | 46.100000 | 48923.173769 | 2.502336 | 2,682.706131 |
| 1/5/2023 | 68.226326 | 72470.936900 | 1062.213684 | 46.100000 | 0.000000 | 46.100000 | 48923.173769 | 22.126326 | 23,547.763131 |
| 1/6/2023 | 58.277784 | 61923.400700 | 1062.555850 | 46.100000 | 0.000000 | 46.100000 | 48923.173769 | 12.177784 | 13,000.226931 |
| 1/7/2023 | 46.399573 | 49310.295900 | 1062.731684 | 46.100000 | 0.000000 | 46.100000 | 48923.173769 | 0.299573 | 387.122131 |
| 1/8/2023 | 41.804627 | 44406.557200 | 1062.240255 | 46.100000 | 0.000000 | 46.100000 | 48923.173769 | (4.295373) | (4,516.616569) |
| 1/9/2023 | 46.949852 | 49640.288800 | 1057.304483 | 46.100000 | 0.000000 | 46.100000 | 48923.173769 | 0.849852 | 717.115031 |
| 1/10/2023 | 35.140274 | 37185.788800 | 1058.209975 | 46.100000 | 0.000000 | 46.100000 | 48923.173769 | (10.959726) | (11,737.384969) |
| Total Billing Cycle | 460.261682 | 488448.204500 | 1061.240212 | 461.000000 | 0.000000 | 461.000000 | 489231.737690 | (0.738318) | (783.533190) |

**Pakistan LNG Ltd**
**Provisional Computation of RLNG Price for sales to K-Electric**
**for the month of Dec 2022**

| Sr. # | Particulars | Provisional December-22 |
|---|---|---|
| | **Quantitative Data (MMBtu)** | |
| | No. of Cargos | 1 |
| | Quantity Received (MMBtu) | 3,200,000 |
| | Retainage | 15,680 |
| | Quantity Delivered at Terminal | 3,184,320 |
| i. | LNG Price (DES) | 11.1228 |
| ii. | PLL's other import related actual costs | 0.7679 |
| iii. | PLL Margin | 0.2781 |
| iv. | Terminal Charges | 0.5791 |
| v. | **RLNG Cost** | **12.7479** |
| vi. | Volume on account of (Retainage) adjusted for recovery through RLNG quantity | 0.0628 |
| vii. | Terminal Management Fee | 0.0250 |
| viii. | O&M Costs | 0.0064 |
| ix. | Performance Guarantee Costs | - |
| x. | Interconnection costs | - |
| xi. | **RLNG Price at Custody Transfer Station (CTS)** | **12.8421** |

# FX RATES SHEET

## Treasury & Capital Markets Group

DATE: Wednesday, 11 January 2023

| Ready Transaction Rates | | | |
|---|---|---|---|
| Currency | Symbol | TT Selling | TT Buying |
| US DOLLAR | USD | 228.35 | 227.85 |
| EURO | EUR | 245.56 | 245.02 |
| JAPANESE YEN | JPY | 1.7235 | 1.7198 |
| BRITISH POUND | GBP | 277.53 | 276.92 |
| SWISS FRANC | CHF | 247.42 | 246.87 |
| CANADIAN DOLLAR | CAD | 170.01 | 169.64 |
| AUSTRALIAN DOLLAR | AUD | 157.65 | 157.31 |
| SWEDISH KRONA | SEK | 22.03 | 21.98 |
| NORWEGIAN KRONE | NOK | 22.88 | 22.83 |
| DANISH KRONE | DKK | 32.96 | 32.88 |
| NEWZEALAND DOLLAR* | NZD | 145.47 | 145.15 |
| SINGAPORE DOLLAR | SGD | 171.56 | 171.19 |
| HONGKONG DOLLAR | HKD | 29.34 | 29.28 |
| KOREAN WON* | KRW | 0.1831 | 0.1827 |
| CHINESE YUAN | CNY | 33.82 | 33.75 |
| MALAYSIAN RINGGIT* | MYR | 52.22 | 52.11 |
| THAI BAHT* | THB | 6.81 | 6.79 |
| U.A.E DIRHAM | AED | 62.61 | 62.48 |
| SAUDI RIYAL | SAR | 60.89 | 60.76 |
| QATAR RIYAL* | QAR | 62.73 | 62.60 |
| KUWAITI DINAR* | KWD | 747.59 | 745.95 |

| Indicative FBP Rates | | | | | | | |
|---|---|---|---|---|---|---|---|
| Currency | SIGHT / 15 Days | 1M | 2M | 3M | 4M | 5M | 6M |
| USD | 226.58 | 225.35 | 222.32 | 219.66 | 217.06 | 214.59 | 212.17 |
| EUR | 243.43 | 242.41 | 239.58 | 237.18 | 234.82 | 232.51 | 230.24 |
| GBP | 275.46 | 274.07 | 270.56 | 267.46 | 264.52 | 261.65 | 258.84 |

| Conversion Rates for Foreign Exchange Currency Deposits DBC/FCBC , Speical US$ Bond Profits & Forward Cover For Deposit (Excluding FE-25 Deposits) | | Settlement Date |
|---|---|---|
| USD | 227.7771 | Friday, 13 January 2023 |
| GBP | 276.8858 | |
| EUR | 244.5187 | |
| JPY | 1.724 | |

| Rates for cash/Currency Notes | | |
|---|---|---|
| Currency | Selling | Buying |
| USD | 230.63 | 225.57 |
| GBP | 280.30 | 274.13 |
| EUR | 247.55 | 242.57 |
| JPY | 1.7408 | 1.7024 |
| SAR | 61.50 | 60.01 |
| AED | 62.81 | 61.82 |

| LIBOR | |
|---|---|
| 1 Month | 4.40429 |
| 3 Month | 4.78257 |
| 6 Month | 5.14100 |

> Please call Treasury Sales Desk (9922 0337, 9922 0438 & 9922 0747) for transactions over US Dollars 5,000 or equivalent amount in other currencies (cumulative basis)
> Above rates are not valid for transactions above USD 5,000 or equivalent amount in other currencies (cumulative basis)
> Unless otherwise specifically stated, the given rates are market indicative and subject to change without prior notice
> NBP captures above foreign exchange rates from sources believed to be reliable. NBP does not accept any liability for consquences that may arise from the usage of these rates
> All FX designated branches must ensure reporting of all export bills falling over due today
> All FX designated branches must ensure that all credits in Nostro accounts have been responded
> All FX designated branches must ensure retention of export proceeds into FC accounts as per SBP guidelines
> For all Chinese Yuan transactions please contact Treasury Sales Desk

* Currencies listed are NOT available to NBP's customers, please contact treasury sales for more details

*THIS IS A COMPUTER GENERATED RATE SHEET AND DOES NOT REQUIRE ANY SIGNATURE*

Treasury Sales Desk - Head Office: I.I. Chundrigar Road, Karachi
Direct Lines: 99220337, 99220438, 99220747. Email: fxsales@nbp.com.pk / tmg.fet@nbp.com.pk PABX 99220100 - 50, Exts: 3211, 3212, 3213 & 3214

PAKISTAN LNG Ltd.

## Credit Note

**Document No:** KE-23012023-01
**Credit Note Date:** 23 January 2023
**Date of Issue:** 23 January 2023

| Detail of Payee | | Detail of Payer | |
|---|---|---|---|
| Name: | K-Electric Pvt Ltd. | Name: | Pakistan LNG Limited |
| Address: | KE House, 39B Sunset, Boulevard, DHA Phase-II Karachi. | Address: | 9th Floor, Petroleum House, Ataturk Avenue, G-5/2, Islamabad. |
| NTN: | 1543137-1 | NTN: | 7203423-3 |

| Sr. No. | Description | Quantity MMBTU | Gas Price USD/MMBTU | USD Exchange Rate | Gas Charges PKR |
|---|---|---|---|---|---|
| 1 | Credit Note against Invoice No. KE-01/2023 i.e Price determination by OGRA. | 488,448.204500 | (0.3897) | 228.35 | (43,466,026.38) |

| Total amount in words | | |
|---|---|---|
| Rupees Fifty Million Eight Hundred Fifty-Five Thousand Two Hundred Fifty and Paisas Eighty-Six Only. | Total | (43,466,026.38) |
| | 17% GST | (7,389,224.48) |
| | | |
| | Total: | (50,855,250.86) |

**Remarks:**

For Pakistan LNG Limited

Chief Financial Officer

## OGRA Determined Provisional Price for the Month of January 2023

| Sr. # | Particulars | Provisional Jan-23 | Provisional Dec-22 |
|---|---|---|---|
| | Quantitative Data (MMBtu) | | |
| | No. of Cargos | 1 | 1 |
| | Quantity Received (MMBtu) | 3,200,000 | 3,200,000 |
| | Retainage | 8,343 | 15,680 |
| | Quantity Delivered at Terminal | 3,191,657 | 3,184,320 |
| i. | LNG Price (DES) | 10.7568 | 11.1228 |
| ii. | PLL's other import related actual costs | 0.7441 | 0.7679 |
| iii. | PLL Margin | 0.2689 | 0.2781 |
| iv. | Terminal Charges | 0.5859 | 0.5791 |
| v. | **RLNG Cost** | **12.3557** | **12.7479** |
| vi. | Volume on account of (Retainage) adjusted for recovery through RLNG quantity | 0.0608 | 0.0628 |
| vii. | Terminal Management Fee | 0.0250 | 0.0250 |
| viii. | O&M Costs | 0.0109 | 0.0064 |
| ix. | Performance Guarantee Costs | - | - |
| x. | Interconnection costs | - | - |
| xi. | **RLNG Price at Custody Transfer Station (CTS)** | **12.4524** | **12.8421** |

*"Without Prejudice"*

| Invoice No. | KE-02/2023 | |
|---|---|---|
| Billing Cycle | From | To |
| | 11-Jan-23 | 20-Jan-23 |
| Invoice Date | Saturday, January 21, 2023 | |
| Issue Date | Tuesday, January 24, 2023 | |
| Due Date | Sunday, January 29, 2023 | |

Managing Director,
KE House, 39B Sunset Boulevard, DHA Phase-II,
**Karachi**

Buyer's NTN 1543137-1

**INVOICE UNDER THE GAS SALES AGREEMENT**

Dear Sir,

In accordance with the terms agreed, K-Electric is requested to arrange payment of PKR **1,472,207,215.49** being the payment against Gas supplied during the above-mentioned period. Details in this respect are given below:

| | | | | |
|---|---|---|---|---|
| (1) | Gas Supplied | (a) MMSCF | 412.488207 | |
| | | (b) MMBTU | 438,998.496000 | *Annex-I* |
| (2) | Gas Price | USD / MMBTU | 12.4524 | *Annex-II* |
| (4) | USD exchange rate | PKR / USD | 230.60 | *Annex-III* |
| (5) | Gas Charges | PKR | 1,260,594,471.39 | *(1b) x (2) x (3)* |
| (6) | FED @ PKR 10 / MMBTU | PKR | - | ***see notes below*** |
| (7) | Sub-Total | PKR | 1,260,594,471.39 | *(4) + (5)* |
| (8) | Make Up Gas | PKR | (2,297,706.01) | *Annex-IV* |
| (9) | Adjustments (if any) | PKR | - | - |
| (10) | Total | PKR | 1,258,296,765.38 | *(6) + (7) + (8)* |
| (11) | GST @ 17% | PKR | 213,910,450.11 | *(9) x 17%* |
| (12) | Make Up Gas | PKR | - | *Annex-V* |
| **Total Amount Due** | | **PKR** | **1,472,207,215.49** | *(9) + (10) + (11)* |

**Amount in Words:**
One Billion Four Hundred Seventy Two Million Two Hundred Seven Thousand Two Hundred Fifteen Rupees and Forty Nine Paisas

**Payment may be made in any of PLL's following bank accounts:**

| | | |
|---|---|---|
| 1 | Bank | United Bank Limited (UBL) |
| | Branch | Corporate Centre, UBL Building, Blue Area Islamabad (0239) |
| | Account No. | 243961339 |
| | Account Title | Pakistan LNG Limited |
| 2 | Bank | National Bank of Pakistan (NBP) |
| | Branch | Corporate Branch, G-5, Islamabad (2221) |
| | Account No. | 3146100893 |
| | Account Title | Pakistan LNG Limited |
| 3 | Bank | Habib Metropolitan Bank |
| | Branch | F-7 Markaz Branch Islamabad |
| | Account No. | 0237217140131770 |
| | Account Title | Pakistan LNG Limited |

**Other Details:**

| | |
|---|---|
| NTN | 7203423-3 |
| STRN | 3277876123000 |

Kind Regards,

**Chief Financial Officer**
*for Pakistan LNG Limited*

# PAKISTAN LNG LIMITED

## PLL-KE Delivery Point

### Data for Invoice

from Wednesday, January 11, 2023 to Friday, January 20, 2023

| Date | FC-1 | | GCV | FC-2 | | GCV | Totals | | |
|---|---|---|---|---|---|---|---|---|---|
| | Flow | Energy | Heating Value | Flow | Energy | Heating Value | Flow | Energy | Heating Value |
| | mmscfd | mmBtu | Btu/scf | mmscfd | mmBtu | Btu/scf | mmscfd | mmBtu | Btu/scf |
| 1/11/2023 | 32.647152 | 34563.242500 | 1058.6909 | 0.000000 | 0.000000 | 0.0000 | 32.647152 | 34563.242500 | 1058.6909 |
| 1/12/2023 | 50.361420 | 53334.441900 | 1059.0337 | 0.000000 | 0.000000 | 0.0000 | 50.361420 | 53334.441900 | 1059.0337 |
| 1/13/2023 | 64.084630 | 67947.719500 | 1060.2811 | 0.000000 | 0.000000 | 0.0000 | 64.084630 | 67947.719500 | 1060.2811 |
| 1/14/2023 | 41.491125 | 44241.134100 | 1066.2795 | 0.000000 | 0.000000 | 0.0000 | 41.491125 | 44241.134100 | 1066.2795 |
| 1/15/2023 | 30.619215 | 32654.143500 | 1066.4592 | 0.000000 | 0.000000 | 0.0000 | 30.619215 | 32654.143500 | 1066.4592 |
| 1/16/2023 | 47.944014 | 51130.281100 | 1066.4581 | 0.000000 | 0.000000 | 0.0000 | 47.944014 | 51130.281100 | 1066.4581 |
| 1/17/2023 | 42.582140 | 45443.230000 | 1067.1899 | 0.000000 | 0.000000 | 0.0000 | 42.582140 | 45443.230000 | 1067.1899 |
| 1/18/2023 | 16.726911 | 17856.765900 | 1067.5471 | 0.000000 | 0.000000 | 0.0000 | 16.726911 | 17856.765900 | 1067.5471 |
| 1/19/2023 | 21.378657 | 22820.578100 | 1067.4468 | 0.000000 | 0.000000 | 0.0000 | 21.378657 | 22820.578100 | 1067.4468 |
| 1/20/2023 | 64.652943 | 69006.959400 | 1067.3444 | 0.000000 | 0.000000 | 0.0000 | 64.652943 | 69006.959400 | 1067.3444 |
| **Total** | **412.488207** | **438998.496000** | **1064.2692** | **0.000000** | **0.000000** | **0.0000** | **412.488207** | **438998.496000** | **1064.2692** |

**Pakistan LNG Ltd**
**Provisional Computation of RLNG Price for sales to K-Electric**
**for the month of January 2023**

| Sr. # | Particulars | Provisional January-23 |
|---|---|---|
| | **Quantitative Data (MMBtu)** | |
| | No. of Cargos | 1 |
| | Quantity Received (MMBtu) | 3,200,000 |
| | Retainage | 8,343 |
| | Quantity Delivered at Terminal | 3,191,657 |
| i. | LNG Price (DES) | 10.7568 |
| ii. | PLL's other import related actual costs | 0.7441 |
| iii. | PLL Margin | 0.2689 |
| iv. | Terminal Charges | 0.5859 |
| v. | **RLNG Cost** | **12.3557** |
| vi. | Volume on account of (Retainage) adjusted for recovery through RLNG quantity | 0.0608 |
| vii. | Terminal Management Fee | 0.0250 |
| viii. | O&M Costs | 0.0109 |
| ix. | Performance Guarantee Costs | - |
| x. | Interconnection costs | - |
| xi. | **RLNG Price at Custody Transfer Station (CTS)** | **12.4524** |

# FX RATES SHEET

## Treasury & Capital Markets Group

DATE: Tuesday, 24 January 2023

| Ready Transaction Rates | | | |
|---|---|---|---|
| Currency | Symbol | TT Selling | TT Buying |
| US DOLLAR | USD | 230.60 | 230.10 |
| EURO | EUR | 251.16 | 250.62 |
| JAPANESE YEN | JPY | 1.7690 | 1.7652 |
| BRITISH POUND | GBP | 285.45 | 284.83 |
| SWISS FRANC | CHF | 250.14 | 249.60 |
| CANADIAN DOLLAR | CAD | 172.53 | 172.15 |
| AUSTRALIAN DOLLAR | AUD | 162.08 | 161.73 |
| SWEDISH KRONA | SEK | 22.64 | 22.60 |
| NORWEGIAN KRONE | NOK | 23.50 | 23.45 |
| DANISH KRONE | DKK | 33.70 | 33.63 |
| NEWZEALAND DOLLAR* | NZD | 149.90 | 149.57 |
| SINGAPORE DOLLAR | SGD | 174.84 | 174.46 |
| HONGKONG DOLLAR | HKD | 29.56 | 29.50 |
| KOREAN WON* | KRW | 0.1872 | 0.1868 |
| CHINESE YUAN | CNY | 34.17 | 34.10 |
| MALAYSIAN RINGGIT* | MYR | 53.85 | 53.74 |
| THAI BAHT* | THB | 7.03 | 7.02 |
| U.A.E DIRHAM | AED | 63.23 | 63.09 |
| SAUDI RIYAL | SAR | 61.49 | 61.36 |
| QATAR RIYAL* | QAR | 63.35 | 63.21 |
| KUWAITI DINAR* | KWD | 756.26 | 754.63 |

| Indicative FBP Rates | | | | | | | |
|---|---|---|---|---|---|---|---|
| Currency | SIGHT / 15 Days | 1M | 2M | 3M | 4M | 5M | 6M |
| USD | 228.47 | 226.85 | 223.66 | 220.68 | 217.76 | 214.93 | 212.34 |
| EUR | 248.61 | 247.13 | 244.09 | 241.27 | 238.47 | 235.75 | 233.26 |
| GBP | 282.86 | 280.96 | 277.18 | 273.62 | 270.18 | 266.82 | 263.73 |

| Conversion Rates for Foreign Exchange Currency Deposits DBC/FCBC , Speical US$ Bond Profits & Forward Cover For Deposit (Excluding FE-25 Deposits) | | Settlement Date |
|---|---|---|
| USD | 230.0562 | Thursday, 26 January 2023 |
| GBP | 285.4767 | |
| EUR | 251.0373 | |
| JPY | 1.7669 | |

| Rates for cash/Currency Notes | | |
|---|---|---|
| Currency | Selling | Buying |
| USD | 232.91 | 227.80 |
| GBP | 288.30 | 281.94 |
| EUR | 253.21 | 248.10 |
| JPY | 1.7867 | 1.7475 |
| SAR | 62.11 | 60.60 |
| AED | 63.43 | 62.43 |

| LIBOR | |
|---|---|
| 1 Month | 4.51314 |
| 3 Month | 4.81557 |
| 6 Month | 5.10200 |

> Please call Treasury Sales Desk (9922 0337, 9922 0438 & 9922 0747) for transactions over US Dollars 5,000 or equivalent amount in other currencies (cumulative basis)
> Above rates are not valid for transactions above USD 5,000 or equivalent amount in other currencies (cumulative basis)
> Unless otherwise specifically stated, the given rates are market indicative and subject to change without prior notice
> NBP captures above foreign exchange rates from sources believed to be reliable. NBP does not accept any liability for consquences that may arise from the usage of these rates
> All FX designated branches must ensure reporting of all export bills falling over due today
> All FX designated branches must ensure that all credits in Nostro accounts have been responded
> All FX designated branches must ensure retention of export proceeds into FC accounts as per SBP guidelines
> For all Chinese Yuan transactions please contact Treasury Sales Desk

* Currencies listed are NOT available to NBP's customers, please contact treasury sales for more details

*THIS IS A COMPUTER GENERATED RATE SHEET AND DOES NOT REQUIRE ANY SIGNATURE*

Treasury Sales Desk - Head Office: I.I. Chundrigar Road, Karachi
Direct Lines: 99220337, 99220438, 99220747. Email: fxsales@nbp.com.pk / tmg.fet@nbp.com.pk PABX 99220100 - 50, Exts: 3211, 3212, 3213 & 3214

PAKISTAN LNG Ltd.

*"Without Prejudice"*

| Invoice No. | KE-03/2023 | |
|---|---|---|
| Billing Cycle | From | To |
| | 21-Jan-23 | 31-Jan-23 |
| Invoice Date | Wednesday, February 1, 2023 | |
| Issue Date | Wednesday, February 1, 2023 | |
| Due Date | Monday, February 6, 2023 | |

Managing Director,
KE House, 39B Sunset
Boulevard, DHA Phase-II,
**Karachi**

Buyer's NTN 1543137-1

**INVOICE UNDER THE GAS SALES AGREEMENT**

Dear Sir,

In accordance with the terms agreed, K-Electric is requested to arrange payment of PKR **2,483,353,935.68** being the payment against Gas supplied during the above-mentioned period. Details in this respect are given below:

| | | | | |
|---|---|---|---|---|
| (1) | Gas Supplied | (a) MMSCF | 598.566324 | |
| | | (b) MMBTU | 635,181.874900 | *Annex-I* |
| (2) | Gas Price | USD / MMBTU | 12.4524 | *Annex-II* |
| (4) | USD exchange rate | PKR / USD | 268.35 | *Annex-III* |
| (5) | Gas Charges | PKR | 2,122,524,731.35 | *(1b) x (2) x (3)* |
| (6) | FED @ PKR 10 / MMBTU | PKR | - | *see notes below* |
| (7) | Sub-Total | PKR | 2,122,524,731.35 | *(4) + (5)* |
| (8) | Make Up Gas | PKR | - | *Annex-IV* |
| (9) | Adjustments (if any) | PKR | - | - |
| (10) | Total | PKR | 2,122,524,731.35 | *(6) + (7) + (8)* |
| (11) | GST @ 17% | PKR | 360,829,204.33 | *(9) x 17%* |
| (12) | Make Up Gas | PKR | - | *Annex-V* |
| **Total Amount Due** | | **PKR** | **2,483,353,935.68** | *(9) + (10) + (11)* |

**Amount in Words:**
Two Billion Four Hundred Eighty Three Million Three Hundred Fifty Three Thousand Nine Hundred Thirty Five Rupees and Sixty Eight Paisas

**Payment may be made in any of PLL's following bank accounts:**

| | | |
|---|---|---|
| 1 | Bank | United Bank Limited (UBL) |
| | Branch | Corporate Centre, UBL Building, Blue Area Islamabad (0239) |
| | Account No. | 243961339 |
| | Account Title | Pakistan LNG Limited |
| 2 | Bank | National Bank of Pakistan (NBP) |
| | Branch | Corporate Branch, G-5, Islamabad (2221) |
| | Account No. | 3146100893 |
| | Account Title | Pakistan LNG Limited |
| 3 | Bank | Habib Metropolitan Bank |
| | Branch | F-7 Markaz Branch Islamabad |
| | Account No. | 0237217140131770 |
| | Account Title | Pakistan LNG Limited |

**Other Details:**

| | |
|---|---|
| NTN | 7203423-3 |
| STRN | 3277876123000 |

Kind Regards,

**Chief Financial Officer**
*for Pakistan LNG Limited*

Pakistan LNG Ltd
Provisional Computation of RLNG Price for sales to K-Electric
for the month of January 2023

| Sr. # | Particulars | Provisional January-23 |
|---|---|---|
| | **Quantitative Data (MMBtu)** | |
| | No. of Cargos | 1 |
| | Quantity Received (MMBtu) | 3,200,000 |
| | Retainage | 8,343 |
| | Quantity Delivered at Terminal | 3,191,657 |
| i. | LNG Price (DES) | 10.7568 |
| ii. | PLL's other import related actual costs | 0.7441 |
| iii. | PLL Margin | 0.2689 |
| iv. | Terminal Charges | 0.5859 |
| v. | **RLNG Cost** | **12.3557** |
| vi. | Volume on account of (Retainage) adjusted for recovery through RLNG quantity | 0.0608 |
| vii. | Terminal Management Fee | 0.0250 |
| viii. | O&M Costs | 0.0109 |
| ix. | Performance Guarantee Costs | - |
| x. | Interconnection costs | - |
| xi. | **RLNG Price at Custody Transfer Station (CTS)** | **12.4524** |

# PAKISTAN LNG LIMITED

## PLL-KE Delivery Point

### Joint Meter Reading Conducted on 1 February 2023

### Data for Invoice for the Month of January 2023

From Sunday, 1 January 2023 To Tuesday, 31 January 2023

| Day | Exported Volume (MMSCF) | | | | Total Volume | Exported Energy (MMBTU) | | | | Total Energy | Average GCV |
|---|---|---|---|---|---|---|---|---|---|---|---|
| | Meter 1 | | Meter 2 | | | Meter 1 | | Meter 2 | | | |
| | Cumulative | Daily | Cumulative | Daily | (MMSCF) | Cumulative | Daily | Cumulative | Daily | (MMBTU) | (Btu/Scf) |
| Previous | 7431.962212 | - | 157647840.512200 | - | - | 7951081.994100 | - | 174889.706800 | - | - | |
| 1-Jan-23 | 7456.623878 | 24.661666 | 157647840.512200 | 0.000000 | 24.661666 | 7977245.735000 | 26163.740900 | 174889.706800 | 0.000000 | 26163.740900 | 1060.90 |
| 2-Jan-23 | 7486.698027 | 30.074149 | 157647840.995600 | 0.483400 | 30.557549 | 8009159.788300 | 31914.053300 | 175402.824000 | 513.117200 | 32427.170500 | 1061.18 |
| 3-Jan-23 | 7546.339622 | 59.641595 | 157647840.995600 | 0.000000 | 59.641595 | 8072473.933200 | 63314.144900 | 175402.824000 | 0.000000 | 63314.144900 | 1061.57 |
| 4-Jan-23 | 7594.941958 | 48.602336 | 157647840.995600 | 0.000000 | 48.602336 | 8124079.813200 | 51605.880000 | 175402.824000 | 0.000000 | 51605.880000 | 1061.79 |
| 5-Jan-23 | 7663.168284 | 68.226326 | 157647840.995600 | 0.000000 | 68.226326 | 8196550.750100 | 72470.936900 | 175402.824000 | 0.000000 | 72470.936900 | 1062.21 |
| 6-Jan-23 | 7721.446068 | 58.277784 | 157647840.995600 | 0.000000 | 58.277784 | 8258474.150700 | 61923.400600 | 175402.824000 | 0.000000 | 61923.400600 | 1062.55 |
| 7-Jan-23 | 7767.845641 | 46.399573 | 157647840.995600 | 0.000000 | 46.399573 | 8307784.446700 | 49310.296000 | 175402.824000 | 0.000000 | 49310.296000 | 1062.73 |
| 8-Jan-23 | 7809.650268 | 41.804627 | 157647840.995600 | 0.000000 | 41.804627 | 8352191.003800 | 44406.557100 | 175402.824000 | 0.000000 | 44406.557100 | 1062.24 |
| 9-Jan-23 | 7856.600119 | 46.949852 | 157647840.995600 | 0.000000 | 46.949852 | 8401831.292600 | 49640.288800 | 175402.824000 | 0.000000 | 49640.288800 | 1057.30 |
| 10-Jan-23 | 7891.740394 | 35.140274 | 157647840.995600 | 0.000000 | 35.140274 | 8439017.081500 | 37185.788900 | 175402.824000 | 0.000000 | 37185.788900 | 1058.21 |
| Sub-Total | | 459.778182 | | 0.483400 | 460.261582 | | 487935.087400 | | 513.117200 | 488448.204600 | 1061.340 |
| 11-Jan-23 | 7924.387546 | 32.647152 | 157647840.995600 | 0.000000 | 32.647152 | 8473580.324000 | 34563.242500 | 175402.824000 | 0.000000 | 34563.242500 | 1058.69 |
| 12-Jan-23 | 7974.748966 | 50.361420 | 157647840.995600 | 0.000000 | 50.361420 | 8526914.765900 | 53334.441900 | 175402.824000 | 0.000000 | 53334.441900 | 1059.03 |
| 13-Jan-23 | 8038.833596 | 64.084630 | 157647840.995600 | 0.000000 | 64.084630 | 8594862.485400 | 67947.719500 | 175402.824000 | 0.000000 | 67947.719500 | 1060.28 |
| 14-Jan-23 | 8080.324720 | 41.491125 | 157647840.995600 | 0.000000 | 41.491125 | 8639103.619500 | 44241.134100 | 175402.824000 | 0.000000 | 44241.134100 | 1066.27 |
| 15-Jan-23 | 8110.943935 | 30.619215 | 157647840.995600 | 0.000000 | 30.619215 | 8671757.763000 | 32654.143500 | 175402.824000 | 0.000000 | 32654.143500 | 1066.45 |
| 16-Jan-23 | 8158.887949 | 47.944014 | 157647840.995600 | 0.000000 | 47.944014 | 8722888.044000 | 51130.281000 | 175402.824000 | 0.000000 | 51130.281000 | 1066.45 |
| 17-Jan-23 | 8201.470089 | 42.582140 | 157647840.995600 | 0.000000 | 42.582140 | 8768331.274100 | 45443.230100 | 175402.824000 | 0.000000 | 45443.230100 | 1067.18 |
| 18-Jan-23 | 8218.197000 | 16.726911 | 157647840.995600 | 0.000000 | 16.726911 | 8786188.039900 | 17856.765800 | 175402.824000 | 0.000000 | 17856.765800 | 1067.54 |
| 19-Jan-23 | 8239.575657 | 21.378657 | 157647840.995600 | 0.000000 | 21.378657 | 8809008.618000 | 22820.578100 | 175402.824000 | 0.000000 | 22820.578100 | 1067.44 |
| 20-Jan-23 | 8304.228601 | 64.652943 | 157647840.995600 | 0.000000 | 64.652943 | 8878015.577400 | 69006.959400 | 175402.824000 | 0.000000 | 69006.959400 | 1067.34 |
| Sub-Total | | 412.488207 | | 0.000000 | 412.488207 | | 438998.495900 | | 0.000000 | 438998.495900 | 1064.269 |

| Day | Exported Volume (MMSCF) | | | | Total Volume | Exported Energy (MMBTU) | | | | Total Energy | Average GCV |
|---|---|---|---|---|---|---|---|---|---|---|---|
| | Meter 1 | | Meter 2 | | | Meter 1 | | Meter 2 | | | |
| 21-Jan-23 | 8382.232862 | 78.004261 | 157647840.995600 | 0.000000 | 78.004261 | 8961285.009800 | 83269.432400 | 175402.824000 | 0.000000 | 83269.432400 | 1067.498 |
| 22-Jan-23 | 8460.651110 | 78.418248 | 157647840.995600 | 0.000000 | 78.418248 | 9044936.759200 | 83651.749400 | 175402.824000 | 0.000000 | 83651.749400 | 1066.738 |
| 23-Jan-23 | 8491.634314 | 30.983204 | 157647840.995600 | 0.000000 | 30.983204 | 9077761.755100 | 32824.995900 | 175402.824000 | 0.000000 | 32824.995900 | 1059.444 |
| 24-Jan-23 | 8521.753874 | 30.119560 | 157647840.995600 | 0.000000 | 30.119560 | 9109659.466600 | 31897.711500 | 175402.824000 | 0.000000 | 31897.711500 | 1059.036 |
| 25-Jan-23 | 8562.882224 | 41.128350 | 157647840.995600 | 0.000000 | 41.128350 | 9153234.406700 | 43574.940100 | 175402.824000 | 0.000000 | 43574.940100 | 1059.486 |
| 26-Jan-23 | 8629.276249 | 66.394025 | 157647840.995600 | 0.000000 | 66.394025 | 9223586.764900 | 70352.358200 | 175402.824000 | 0.000000 | 70352.358200 | 1059.618 |
| 27-Jan-23 | 8685.711230 | 56.434981 | 157647840.995600 | 0.000000 | 56.434981 | 9283359.985700 | 59773.220800 | 175402.824000 | 0.000000 | 59773.220800 | 1059.152 |
| 28-Jan-23 | 8754.354115 | 68.642885 | 157647840.995600 | 0.000000 | 68.642885 | 9356095.569000 | 72735.583300 | 175402.824000 | 0.000000 | 72735.583300 | 1059.623 |
| 29-Jan-23 | 8793.988340 | 39.634225 | 157647840.995600 | 0.000000 | 39.634225 | 9398129.226700 | 42033.657700 | 175402.824000 | 0.000000 | 42033.657700 | 1060.539 |
| 30-Jan-23 | 8845.822976 | 51.834636 | 157647840.995600 | 0.000000 | 51.834636 | 9452955.435000 | 54826.208300 | 175402.824000 | 0.000000 | 54826.208300 | 1057.713 |
| 31-Jan-23 | 8902.794925 | 56.971948 | 157647840.995600 | 0.000000 | 56.971948 | 9513197.452300 | 60242.017300 | 175402.824000 | 0.000000 | 60242.017300 | 1057.397 |
| Sub-Total: | | 598.566324 | | 0.000000 | 598.566324 | | 635181.874900 | | 0.000000 | 635181.874900 | 1061.1721 |
| GRAND TOTAL: | | 1470.832713 | | 0.483400 | 1471.316113 | | 1562115.458200 | | 513.117400 | 1562628.575400 | 1062.4615 |

Vol. exported during the month 1,471.316113 MMSCF Energy exported during the month 1,562,628.575400 MMBTU

Note:

| KE | Independent Surveyor | PLL |
|---|---|---|
| Muhammad Ali Shahani | Syed Javed Ul Hassan | Syed Muhammad Asad 01-02-2023 |
| | M. Amir Sayeed | Muhammad Naveed |
| SSGCL | | SNGPL |
| Asad Ali Memon<br>M.Ahmed Memon | | Muazzam Khan |

PAKISTAN LNG LIMITED

Joint Meter Reading - Netting Off for SNGPL - Conducted on 1 February 2023

PGPCL and KE RLNG Custody Transfer Stations

Pre-Invoice Data for the Month of January 2023

From Sunday, 1 January 2023 to Tuesday, 31 January 2023

| Day | PGPCL CTS | | KE CTS | | PLL Net Delivery to SNGPL | | |
|---|---|---|---|---|---|---|---|
| | MMSCFD Daily | MMBTU Daily | MMSCFD Daily | MMBTU Daily | MMSCFD Daily | MMBTU Daily | GCV (Btu/Scf) |
| 1-Jan-23 | 346.042974 | 367241.344342 | 24.661666 | 26163.740900 | 321.381309 | 341077.603442 | 1061.2864 |
| 2-Jan-23 | 345.771204 | 367061.936059 | 30.557549 | 32427.170500 | 315.213655 | 334634.765559 | 1061.6125 |
| 3-Jan-23 | 345.799610 | 367220.968556 | 59.641595 | 63314.144900 | 286.158015 | 303906.823656 | 1062.0245 |
| 4-Jan-23 | 345.960479 | 367473.243716 | 48.602336 | 51605.880000 | 297.358143 | 315867.363716 | 1062.2455 |
| 5-Jan-23 | 291.030646 | 309238.981438 | 68.226326 | 72470.936900 | 222.804320 | 236768.044538 | 1062.6726 |
| 6-Jan-23 | 290.760158 | 309065.117479 | 58.277784 | 61923.400600 | 232.482374 | 247141.716879 | 1063.0557 |
| 7-Jan-23 | 290.737593 | 309103.601291 | 46.399573 | 49310.296000 | 244.338020 | 259793.305291 | 1063.2537 |
| 8-Jan-23 | 290.636828 | 308837.655195 | 41.804627 | 44406.557100 | 248.832201 | 264431.098095 | 1062.6884 |
| 9-Jan-23 | 500.612554 | 529677.863928 | 46.949852 | 49640.288800 | 453.662502 | 480037.575128 | 1058.1381 |
| 10-Jan-23 | 585.890912 | 620237.082057 | 35.140274 | 37185.788900 | 550.750638 | 583051.293157 | 1058.6484 |
| **Sub Total** | **3653.242758** | **3855157.794061** | **460.261582** | **488448.204600** | **3172.981177** | **3366709.589461** | **1061.0556** |
| 11-Jan-23 | 585.515835 | 620101.376482 | 32.647152 | 34563.242500 | 552.868683 | 585538.133982 | 1059.0908 |
| 12-Jan-23 | 585.849699 | 620700.771248 | 50.361420 | 53374.441900 | 535.488279 | 567366.329348 | 1059.5308 |
| 13-Jan-23 | 585.926374 | 621420.081540 | 64.084630 | 67947.719500 | 521.841744 | 553472.362040 | 1060.6134 |
| 14-Jan-23 | 470.346264 | 501555.495563 | 41.491125 | 44241.134100 | 428.855139 | 457314.361443 | 1066.3609 |
| 15-Jan-23 | 390.766609 | 416691.225381 | 30.619215 | 32654.143500 | 360.147394 | 384037.081881 | 1066.3331 |
| 16-Jan-23 | 310.301659 | 330864.802384 | 47.944014 | 51130.281000 | 262.357645 | 279734.521384 | 1066.2335 |
| 17-Jan-23 | 310.768708 | 331622.116671 | 42.582140 | 45443.230100 | 268.186568 | 286178.886571 | 1067.0888 |
| 18-Jan-23 | 311.292273 | 332364.508127 | 16.726911 | 17856.765800 | 294.565362 | 314507.742327 | 1067.7010 |
| 19-Jan-23 | 310.926893 | 331934.592105 | 21.378657 | 22820.578100 | 289.547736 | 309154.014005 | 1067.7135 |
| 20-Jan-23 | 310.166176 | 331116.577936 | 64.652943 | 69006.959400 | 245.513232 | 262109.618536 | 1067.5987 |
| **Sub Total** | **4171.859990** | **4438411.547417** | **412.488207** | **438998.495900** | **3759.371783** | **3999413.051517** | **1063.8514** |
| 21-Jan-23 | 310.493108 | 331531.233738 | 78.004261 | 83269.432400 | 232.488847 | 248261.801338 | 1067.8439 |
| 22-Jan-23 | 310.544390 | 331320.433690 | 78.418248 | 83651.749400 | 232.126142 | 247668.684290 | 1066.9573 |
| 23-Jan-23 | 415.879384 | 440504.195535 | 30.983204 | 32824.995900 | 384.896180 | 407679.199635 | 1059.1926 |
| 24-Jan-23 | 415.498177 | 440107.681782 | 30.119560 | 31897.711500 | 385.378617 | 408209.970282 | 1059.2440 |
| 25-Jan-23 | 415.243140 | 440009.636241 | 41.128350 | 43574.940100 | 374.114790 | 396434.696141 | 1059.6606 |
| 26-Jan-23 | 415.047316 | 439881.001825 | 66.394025 | 70352.358200 | 348.649291 | 369528.646625 | 1059.8863 |
| 27-Jan-23 | 415.419453 | 440125.279468 | 56.434981 | 59773.220800 | 358.984472 | 380352.058660 | 1059.5223 |
| 28-Jan-23 | 415.817552 | 440766.626225 | 68.642585 | 72735.583500 | 347.174667 | 368031.042925 | 1060.0746 |
| 29-Jan-23 | 415.428039 | 440751.200598 | 39.634225 | 42033.657700 | 375.793813 | 398717.542698 | 1061.0006 |
| 30-Jan-23 | 415.408096 | 439574.199149 | 51.834636 | 54826.208300 | 363.573460 | 384747.990849 | 1058.2401 |
| 31-Jan-23 | 175.825343 | 185986.410039 | 56.971948 | 60242.017300 | 118.853395 | 125744.392739 | 1057.9790 |
| **Sub Total** | **4120.599998** | **4370557.901081** | **598.566324** | **635151.874900** | **3522.033674** | **3735376.026181** | **1060.5736** |
| **GRAND TOTAL** | **11945.702746** | **12664126.243559** | **1471.316113** | **1562598.575400** | **10454.386634** | **11101488.667699** | **1061.0986** |

PLL

SNGPL

SSGC

Independent Surveyor

# FX RATES SHEET
## Treasury & Capital Markets Group

DATE: Wednesday, 1 February 2023

| Ready Transaction Rates | | | |
|---|---|---|---|
| Currency | Symbol | TT Selling | TT Buying |
| US DOLLAR | USD | 268.35 | 267.85 |
| EURO | EUR | 292.12 | 291.57 |
| JAPANESE YEN | JPY | 2.0636 | 2.0598 |
| BRITISH POUND | GBP | 330.53 | 329.91 |
| SWISS FRANC | CHF | 292.96 | 292.41 |
| CANADIAN DOLLAR | CAD | 201.64 | 201.26 |
| AUSTRALIAN DOLLAR | AUD | 189.33 | 188.98 |
| SWEDISH KRONA | SEK | 25.82 | 25.77 |
| NORWEGIAN KRONE | NOK | 26.90 | 26.85 |
| DANISH KRONE | DKK | 39.19 | 39.12 |
| NEWZEALAND DOLLAR* | NZD | 172.62 | 172.30 |
| SINGAPORE DOLLAR | SGD | 204.23 | 203.85 |
| HONGKONG DOLLAR | HKD | 34.35 | 34.29 |
| KOREAN WON* | KRW | 0.2181 | 0.2177 |
| CHINESE YUAN | CNY | 39.95 | 39.87 |
| MALAYSIAN RINGGIT* | MYR | 62.94 | 62.83 |
| THAI BAHT* | THB | 8.15 | 8.14 |
| U.A.E DIRHAM | AED | 73.58 | 73.44 |
| SAUDI RIYAL | SAR | 71.58 | 71.45 |
| QATAR RIYAL* | QAR | 73.72 | 73.59 |
| KUWAITI DINAR* | KWD | 880.62 | 878.98 |

| Indicative FBP Rates | | | | | | | |
|---|---|---|---|---|---|---|---|
| Currency | SIGHT / 15 Days | 1M | 2M | 3M | 4M | 5M | 6M |
| USD | 266.24 | 264.66 | 261.24 | 258.32 | 255.16 | 252.15 | 249.46 |
| EUR | 289.53 | 288.07 | 284.89 | 282.19 | 279.22 | 276.32 | 273.77 |
| GBP | 327.97 | 326.13 | 322.13 | 318.69 | 315.03 | 311.48 | 308.31 |

| Conversion Rates for Foreign Exchange Currency Deposits DBC/FCBC , Speical US$ Bond Profits & Forward Cover For Deposit (Excluding FE-25 Deposits) | | Settlement Date |
|---|---|---|
| USD | 267.279 | Friday, 3 February 2023 |
| GBP | 330.0361 | |
| EUR | 289.8373 | |
| JPY | 2.0522 | |

| Rates for cash/Currency Notes | | |
|---|---|---|
| Currency | Selling | Buying |
| USD | 271.03 | 265.17 |
| GBP | 333.83 | 326.56 |
| EUR | 294.50 | 288.64 |
| JPY | 2.0843 | 2.0391 |
| SAR | 72.30 | 70.58 |
| AED | 73.81 | 72.67 |

| LIBOR | |
|---|---|
| 1 Month | 4.56557 |
| 3 Month | 4.81357 |
| 6 Month | 5.09157 |

> Please call Treasury Sales Desk (9922 0337, 9922 0438 & 9922 0747) for transactions over US Dollars 5,000 or equivalent amount in other currencies (cumulative basis)
> Above rates are not valid for transactions above USD 5,000 or equivalent amount in other currencies (cumulative basis)
> Unless otherwise specifically stated, the given rates are market indicative and subject to change without prior notice
> NBP captures above foreign exchange rates from sources believed to be reliable. NBP does not accept any liability for consquences that may arise from the usage of these rates
> All FX designated branches must ensure reporting of all export bills falling over due today
> All FX designated branches must ensure that all credits in Nostro accounts have been responded
> All FX designated branches must ensure retention of export proceeds into FC accounts as per SBP guidelines
> For all Chinese Yuan transactions please contact Treasury Sales Desk

* Currencies listed are NOT available to NBP's customers, please contact treasury sales for more details

*THIS IS A COMPUTER GENERATED RATE SHEET AND DOES NOT REQUIRE ANY SIGNATURE*

Treasury Sales Desk - Head Office: I.I. Chundrigar Road, Karachi
Direct Lines: 99220337, 99220438, 99220747. Email: fxsales@nbp.com.pk / tmg.fet@nbp.com.pk PABX 99220100 - 50, Exts: 3211, 3212, 3213 & 3214

**K - Electric Limited**

(Formerly Karachi Electric Supply Company Limited)

**Incoming Bill Sticker**

| | | | | | | |
|---|---|---|---|---|---|---|
| Vendor Code | 100403 | Vendor Name: **M/s. TAPAL ENERGY LIMITED** | | | | |
| **Vendor Bill Details** | | Energy Payment for January-2023 | | | | Initiated by 2/2/23 |
| Invoice Date | 1-Feb-23 | Invoice No. | EC-01/23/KE | Amount | 440,586.239 | |
| Bill Receiving Date | 1-Feb-23 | P. O. No. | | G.R. No. | | |
| | | | | | | Signature / Name / Date |

**Bill Verification Details**

| GL Account | CC | Tax Code | Order No. | Amount (In Full Rupees) | Remarks |
|---|---|---|---|---|---|
| EAB005 | 220040000 | | | 440,586,239 | Energy Payment Jan' 23 |
| | | | GST @17% | - | |
| | | | | | |
| | | | | | |
| | | | | | |
| | | | | | |
| | | | **Gross Amount** | 440,586,239 | |
| Parking No. | | Less : | Down Payment | | |
| Parking Date | | | Other Adjustment | | |
| Payment Due Date | 26-Feb-23 | | CV disallowed by NEPRA | | |
| Checked & Posted by | | | Retention | | |
| | | | LD Charges | | |
| | | | **Net Amount** | 440,586.239 | |
| | | | I.Tax | | |
| Accounts Payable | | | **Amount Payable** | | |

**Rupees:-**

| | | |
|---|---|---|
| **Document Forwarded to:** | | |
| Business Area / Department: | Addressee Name & Location: | Forwarded Date: |

| Verified By | Approved By | | | |
|---|---|---|---|---|
| | MUNAJ MAHIQUAL VORA General Manager Fuel Mgmt & Contract Admin K-ELECTRIC LIMITED | AAMIR AZWAR QURESHI Head of Fuel & PP Engineering K-ELECTRIC LIMITED | FM FAHAD MAZHAR General Manager BF Transmission & BD K-ELECTRIC LIMITED | |
| Signature / Name / Date | Technical | Commercial | Functional Approval | FBA / COO * |
| | Authorized Signatures | | | |

**Payment Particulars**

| Payment Doc. No | Date | Bank | Cheque No | Cheque Date | Amount (In Full Rupees) |
|---|---|---|---|---|---|
| | | | | | |
| | | | | | |
| | | | | | |
| | | | | | |

*** as per signature mandate**

TAPAL ENERGY

**TAPAL ENERGY (PRIVATE) LIMITED**

**Corporate Office:** F-25 • Block 5 • Rojhan Street
Kehkashan • Clifton • Karachi - 75600 • Pakistan
**Tel** : +92-21-35876994 - 7
**Fax** : +92-21-35876991 & 35876993
**Email** : telcoff@tapalenergy.com.pk

K-Electric Limited
K-Electric House, 2nd Floor,
39-B, Sunset Boulevard,
Defence Phase II, DHA
Karachi , Pakistan.

**Invoice for January 2023 Energy Charge**
**Invoice No. EC-01/23/KE**
**Invoice Date: February 01, 2023**
**Energy Charge due for the Period from January 01, 2023 to January 31, 2023**

| | | | |
|---|---|---|---|
| **Fuel Cost Component (A)** | | | |
| (A) | Fuel Cost Component (Rs./kWh) | | 26.0317 |
| (B) | Related Net Electrical Output (kWh) | | 40,955 |
| (C) | Subtotal (Rs.) | | 1,066,128 |
| **Fuel Cost Component (B)** | | | |
| (D) | Fuel Cost Component (Rs./kWh) | | 24.8252 |
| (E) | Related Net Electrical Output (kWh) | | 2,076,681 |
| (F) | Subtotal (Rs.) | | 51,554,021 |
| **Fuel Cost Component (C)** | | | |
| (G) | Fuel Cost Component (Rs./kWh) | | 24.8744 |
| (H) | Related Net Electrical Output (kWh) | | 7,363,239 |
| (I) | Subtotal (Rs.) | | 183,156,152 |
| **Fuel Cost Component (D)** | | | |
| (J) | Fuel Cost Component (Rs./kWh) | | 23.7985 |
| (K) | Related Net Electrical Output (kWh) | | 855,896 |
| (L) | Subtotal (Rs.) | | 20,369,041 |
| **Fuel Cost Component (E)** | | | |
| (M) | Fuel Cost Component (Rs./kWh) | | 21.8353 |
| (N) | Related Net Electrical Output (kWh) | | 835,084 |
| (O) | Subtotal (Rs.) | | 18,234,310 |
| **Fuel Cost Component (F)** | | | |
| (P) | Fuel Cost Component (Rs./kWh) | | 21.8244 |
| (Q) | Related Net Electrical Output (kWh) | | 409,781 |
| (R) | Subtotal (Rs.) | | 8,943,224 |
| **Fuel Cost Component (G)** | | | |
| (S) | Fuel Cost Component (Rs./kWh) | | 21.7292 |
| (T) | Related Net Electrical Output (kWh) | | 810,578 |
| (U) | Subtotal (Rs.) | | 17,613,211 |
| **Fuel Cost Component (H)** | | | |
| (V) | Fuel Cost Component (Rs./kWh) | | 21.6715 |
| (W) | Related Net Electrical Output (kWh) | | 4,478,859 |
| (X) | Subtotal (Rs.) | | 97,063,593 |
| **Fuel Cost Component (I)** | | | |
| (Y) | Fuel Cost Component (Rs./kWh) | | 21.6684 |
| (Z) | Related Net Electrical Output (kWh) | | 1,120,927 |
| (AA) | Subtotal (Rs.) | | 24,288,695 |
| (AB) | Fuel Cost Component | (a) | 422,288,375 |

TAPAL ENERGY

| | | | | |
|---|---|---|---|---|
| (AC) | Variable O&M Component (Rs./kWh) | | | 1.0170 |
| (AD) | Variable O&M Component | | (b) | 18,297,864 |
| (AE) | Total Net Electrical Output Delivered (kWh) | | | 17,992,000 |
| | (1) Date of Initial Meter Reading : | 31-Dec-22 (at 24:00 hours) | | |
| | Initial Reading (Main Meters) : | 1,803,106,000 kWh | | |
| | (2) Date of Final Meter Reading : | 31-Jan-23 (at 24:00 hours) | | |
| | Final Reading (Main Meters) : | 1,821,098,000 kWh | | |
| (AF) | Energy Charge | | Rs. c=(a+b) | 440,586,239 |

**Amount in words: Rupees Four Hundred and Forty Million Five Hundred and Eighty Six Thousand Two Hundred and Thirty Nine Only.**

Payment of this amount is due on **February 27, 2023** and is payable in our following bank account:

Askari Bank Limited
3rd Floor, Plot No. BC-1,
KDA Scheme-5, Block - 9,
Clifton, Karachi
Account No. 0151650508691
IBAN: PK08 ASCM 0000 1516 5050 8691

**Note: We are Exempt from deduction of tax as per clause 132 of the second schedule of the Income Tax Ordinance 2001.**

For Tapal Energy (Pvt) Limited

Mustafa Lakdawala
Chief Financial Officer

**K - Electric Limited**

(Formerly Karachi Electric Supply Company Limited)

**Incoming Bill Sticker**

| | | | | | | |
|---|---|---|---|---|---|---|
| Vendor Code | 350000 | Vendor Name: **M/s. GUL AHMED ENERGY LIMITED** | | | | |
| **Vendor Bill Details** | | Energy Payment for January 2023 | | | | Initiated by |
| Invoice Date | 1-Feb-23 | Invoice No. | EPP-0039/2023 | Amount | 361,529,235 | 2/2/23 |
| Bill Receiving Date | 1-Feb-23 | P. O. No. | | G.R. No. | | |
| | | | | | | Signature / Name / Date |

**Bill Verification Details**

| GL Account | CC | Tax Code | Order No. | Amount (In Full Rupees) | Remarks |
|---|---|---|---|---|---|
| EAB002 | 220040000 | | | 361,529,235 | Energy Payment Jan '23 |
| | | | | | |
| | | | | | |
| | | | | | |
| | | | | | |
| | | | | | |
| | | | Gross Amount | 361,529,235 | |
| Parking No. | | Less : | Down Payment | | |
| Parking Date | | | Other Adjustment | | |
| Payment Due Date | 26-Feb-23 | | CV disallowed by NEPRA | - | |
| Checked & Posted by | | | Retention | | |
| | | | LD Charges | | |
| | | | Net Amount | 361,529,235 | |
| | | | I.Tax | | |
| Accounts Payable | | | Amount Payable | | |

**Rupees:-**

| Document Forwarded to: | | |
|---|---|---|
| Business Area / Department: | Addressee Name & Location: | Forwarded Date: |

| Verified By | Approved By | | FM | |
|---|---|---|---|---|
| | MUHAMMAD IQBAL VORA General Manager Fuel Mgmt & Contract Admin K-ELECTRIC LIMITED | KAMAL MOHAN GUNESH Head of Fuel & PP Management K-ELECTRIC LIMITED | FAHAD MAZHAR General Manager BF Transmission & BD K-ELECTRIC LIMITED | |
| | Technical | Commercial | | |
| Signature / Name / Date | Authorized Signatures | | Functional Approval | FBA / COO * |

**Payment Particulars**

| Payment Doc. No | Date | Bank | Cheque No. | Cheque Date | Amount (In Full Rupees) |
|---|---|---|---|---|---|
| | | | | | |
| | | | | | |
| | | | | | |
| | | | | | |

*** as per signature mandate**

# Gul Ahmed Energy Limited

Mr. Aamir Rizwan Qureshi
Head of Fuel & IPP Management
K-Electric Limited
Phase – II, DHA Karachi, Pakistan

INVOICE FOR THE MONTH OF January 2023
Invoice No.: EPP-0039/2023 /K-ELECTRIC
Invoice Date: February 1, 2023

Energy Purchase Price due for the Month of January-2023

| Period | | (A) Fuel Cost Component | (B) Variable O&M Component (Local) | (C) Total Energy Purchase Price | (D) Net Electrical Output Delivered | (E) Total Energy Payment |
|---|---|---|---|---|---|---|
| From | to | (Rs. /kWh) | (Rs. /kWh) | (Rs. /kWh) | kWh | (Rupees) |
| 16-Nov-2022 | to 30-Nov-2022 | 25.9500 | 1.0839 | 27.0339 | 1,926,711 | 52,086,516 |
| 16-Nov-2022 | to 30-Nov-2022 | 25.5218 | 1.0839 | 26.6057 | 660,898 | 17,583,659 |
| 16-Nov-2022 | to 30-Nov-2022 | 25.4597 | 1.0839 | 26.5437 | 1,118,989 | 29,702,079 |
| 16-Nov-2022 | to 30-Nov-2022 | 25.4597 | 1.0839 | 26.5437 | 1,006,593 | 26,718,676 |
| 16-Nov-2022 | to 30-Nov-2022 | 25.4597 | 1.0839 | 26.5437 | 430,612 | 11,430,032 |
| 16-Nov-2022 | to 30-Nov-2022 | 25.4596 | 1.0839 | 26.5436 | 871,233 | 23,125,630 |
| 16-Nov-2022 | to 30-Nov-2022 | 25.9514 | 1.0839 | 27.0354 | 2,489,910 | 67,315,677 |
| 16-Nov-2022 | to 30-Nov-2022 | 25.9566 | 1.0839 | 27.0405 | 2,533,988 | 68,520,375 |
| 1-Dec-2022 | to 15-Dec-2022 | 23.6814 | 1.0839 | 24.7653 | 476,535 | 11,801,527 |
| 1-Dec-2022 | to 15-Dec-2022 | 24.8952 | 1.0839 | 25.9791 | 2,049,531 | 53,245,063 |
| | | | | | Total Amount | 361,529,235 |

| | | | | |
|---|---|---|---|---|
| Initial Meter Reading as of | 01-Jan-2023 | (at 0000 hrs.) | 1,310,076,000 | kWh |
| Final Meter Reading as of | 31-Jan-2023 | (at 2400 hrs.) | 1,323,641,000 | kWh |
| Net Electrical Output Delivered | | | 13,565,000 | kWh |

(Rupees Three Hundred Sixty-One Million Five Hundred Twenty-Nine Thousand Two Hundred Thirty Five Only).

Payment of this amount becomes due on February 26, 2023 and payment directly made to HBL following account:

| | |
|---|---|
| Account Name | GUL AHMED ENERGY LIMITED |
| Account No. | 07867900791203 |
| IBAN No. | PK89 HABB 0007867900791203 |
| Bank Name | Habib Bank Limited |
| Branch & Address | HBL Plaza Branch, I.I. Chundrigar Road, Karachi - 74200 |

Note : We are Exempt from deduction of tax as per clause 132 of the Second Schedule of the Income Tax Ordinance 2001.

For Gul Ahmed Energy Limited

Chief Executive

Chief Financial Officer

**K - Electric Limited**

(Formerly Karachi Electric Supply Company Limited)

**Incoming Bill Sticker**

| | | | | | | |
|---|---|---|---|---|---|---|
| Vendor Code | 153150 | Vendor Name: FFBL POWER COMPANY LIMITED | | | | |
| **Vendor Bill Details** | | Energy Payment for January-2023 | | | | Initiated by |
| Invoice Date | 31-Jan-23 | Invoice No. | 951000115 | Amount | 413,191,600 | 2/2/23 |
| Bill Receiving Date | 1-Feb-23 | P. O. No. | 99 - | G.R. No. | | |
| | | | | | | Signature / Name / Date |

**Bill Verification Details**

| GL Account | CC | Tax Code | Order No. | Amount (In Full Rupees) | Remarks |
|---|---|---|---|---|---|
| EAB004 | 220040000 | | | 353,155,214 | |
| | | | GST 17% | 60,036,386 | Energy Payment |
| | | | | | |
| | | | | | |
| | | | | | |
| | | | | | |
| | | | Gross Amount | 413,191,600 | |
| Parking No. | | Less : | Deduction | | |
| Parking Date | | | GST 17% | | |
| Payment Due Date | 3-Mar-23 | | Deduction | | |
| Checked & Posted by | | | GST 17% | | |
| | | | LD Charges | | |
| | | | Net Amount | 413,191,600 | |
| | | | I.Tax | | |
| Accounts Payable | | | Amount Payable | | |

Rupees:-

**Document Forwarded to:**

| Business Area / Department: | Addressee Name & Location: | Forwarded Date. |
|---|---|---|
| | | |

| Verified By | Approved By | | | |
|---|---|---|---|---|
| | MUHAMMAD IQBAL VORA General Manager Facilities & Contract Admin K-ELECTRIC LIMITED | AAMIR RIZWAN QURESHI Head of Fuel & IPP Management K-ELECTRIC LIMITED | FM FAHAD MAZHAR General Manager BF Transmission & BD K-ELECTRIC LIMITED | |
| Signature / Name / Date | Authorized Signatures | Commercial | Functional Approval | FBA / COO * |

**Payment Particulars**

| Payment Doc. No | Date | Bank | Cheque No. | Cheque Date | Amount (In Full Rupees) |
|---|---|---|---|---|---|
| | | | | | |
| | | | | | |
| | | | | | |
| | | | | | |

* as per signature mandate

FFBL POWER COMPANY LIMITED

# COMMERCIAL INVOICE

## ENERGY PURCHASE PRICE

**K-Electric Limited**
2nd Floor, BOC bldg, KE house
39-B, Sunset Boulevard, DHA II, Karachi
NTN: 1543137-1
STRN: 12-00-2716-007-28

**Invoice no: 951000115**
**Invoice Date: January 31, 2023**
**FFBL Power Company Limited.**
NTN: 4302481-5
STRN: 2300430248116

**Subject: Energy Purchase Price invoice for the month of January 2023**

Energy Purchase Price payment for the Net Electrical Output delivered to K-Electric Limited under Power Purchase Agreement for the month of January 2023

| | | | | |
|---|---|---|---|---|
| (a) | Total NEO | A | kWh | 14,218,000 |
| (b) | Energy Price | B | Rs. / kWh | 24.8386 |
| (c) | Energy Payment | C = A * B | Rupees | **353,155,214** |

| | | |
|---|---|---|
| Energy Payment Excluding General Sales Tax | Rupees | 353,155,214 |
| Add: GST @ 17% of Energy Payment for the month of January 2023 | Rupees | 60,036,386 |
| **Total** | Rupees | 413,191,600 |

**Payment Terms:**

**(1)** The payment of this amount is to be made in full on before thirtieth (30th) Day following the date of the receipt of this invoice.

**(2) Payment can be made through banker's cheque / Bank Draft or online transfer.:**
**Title of Account:** Revenue Account - FFBL Power Company Limited
**Account Number:** 3310259314
**IBAN No:** PK31NBPA2123003310259314
**Bank Name:** National Bank of Pakistan
**Bank Address:** 85West, Rizwan Center, Blue Area Islamabad.

**Attachments:**

(1) Calculation of adjustment of Energy Price components of the Energy Price enclosed as Annexure A.
(2) Net Electrical output data on hourly basis - enclosed as Annexure B
(3) Schedule 14 - Energy Meter Reading Form - enclosed as Annexure C
(4) Energy Meter photograph as on 01-February-2023 00:00:57 hrs - enclosed as Annexure D
(5) Decision of the Authority in the mater of Tariff Adjustment at COD - enclosed as Annexure E
(6) Quarterly Indexation Adjustment by National Electric Power RegulatoryAuthority - enclosed as Annexure F
(7) Fuel price notification - enclosed as Annexure G.

Note:

Invoicing has been made on the fuel price component approved by NEPRA for 15th Indo Shipment against NEO delivered during the month of January 2023. However 14,218,000 KWH have been generated from coal received in 17th Indo Shipment <(>&<)> Thar Coal respectively. The approval for adjustment of fuel cost component have been applied to NEPRA for 17th Indo Shipment <(>&<)> Thar Coal for which the approval have not been received as yet. Adjustment if any in the fuel cost component shall be made through issuance of Debit/Credit note subsequently.

P-T-O

FFBL POWER COMPANY LIMITED FPCL

Say No To Corruption

# K - Electric Limited

(Formerly Karachi Electric Supply Company Limited)

**Incoming Bill Sticker**

| Vendor Code | 153265 | Vendor Name: SINDH NOORIABAD POWER COMPANY (Pvt.) Limited | | | |
|---|---|---|---|---|---|
| **Vendor Bill Details** | | Energy Payment for January-2023 | | | Initiated by |
| Invoice Date | 1-Feb-23 | Invoice Nos. | KE/01/23/EPP-063<br>KE-000190 | Amount | 170,808,264 |
| Bill Receiving Date | 3-Feb-23 | P. O. No. | 99 - | G.R. No. | |
| | | | | | Signature / Name / Date |

(SNPC-1)

**Bill Verification Details**

| GL Account | CC | Tax Code | Order No. | Amount (In Full Rupees) | Remarks |
|---|---|---|---|---|---|
| | | | | 145,989,969 | Energy payment in accordance with |
| | | | GST @17% | 24,818,295 | Section9.5(b)(ii) of PPA. |
| | | | | | Energy Payment Jan'23 |
| | | | | | |
| | | | | | |
| | | | | | |
| | | | **Gross Amount** | 170,808,264 | |
| Parking No. | | **Less :** | Down Payment | | |
| Parking Date | | | Other Adjustment | | |
| Payment Due Date | 5-Mar-23<br>5-Mar-23 | | | | |
| Checked & Posted by | | | Deduction | - | |
| | | | LD Charges | | |
| | | | **Net Amount** | 170,808,264 | |
| | | | I.Tax | | |
| Accounts Payable | | | **Amount Payable** | | |

**Rupees:-**

**Document Forwarded to:**

| Business Area / Department: | Addressee Name & Location: | Forwarded Date: |
|---|---|---|
| | | |

| Verified By | Approved By | | |
|---|---|---|---|
| | MUHAMMAD IQBAL VORA, General Manager, Contract Admin, Fuel Mgmt, K-ELECTRIC LIMITED | AAMIR RIZWAN QURESHI, Head of Fuel & IPP Management, K-ELECTRIC LIMITED | FAHAD MAZHAR, General Manager, Transmission & BD, K-ELECTRIC LIMITED |
| Signature / Name / Date | Authorized Signatures * | Commercial / Functional Approval | FBA / COO * |

**Payment Particulars**

| Payment Doc. No | Date | Bank | Cheque No. | Cheque Date | Amount (In Full Rupees) |
|---|---|---|---|---|---|
| | | | | | |
| | | | | | |
| | | | | | |
| | | | | | |

*** as per signature mandate**

Tariff petition filed in Nepra

SINDH
NOORIABAD
Power Company
(Pvt) Limited

## ENERGY PAYMENT INVOICE

**Bill To:**
Mr. Amir Rizwan
Head of Bussinees Development
K-Electric Limited
Clifton, Karachi

**Invoice No: KE/01/23/EPP-063**
**Invoice Date: 01-02-2023**

Dear Sir,
We are furninshing our Energy Purchase Invoice for the month of January 2023 in accordance with section 9.5 (b) (ii) of Power Purchase Agreement.

| **TARIFF - Energy Purchase Price** | **Indexed Jan - Mar 2023** |
|---|---|
| Fuel Cost Component | 7.0224 |
| Variable O&M-Foreign | 0.9550 |
| Variable O&M-Local | 0.3696 |
| **Energy Purchase Price** | **8.3470** |
| | |
| Total Electrical Output (MWH) | **17,490** |
| Total Electrical Output (KWH) | 17,490,113 |
| **Amount Receivable exclusive of Sales Tax** | **145,989,969** |
| General Sales Tax @ 17% | 24,818,295 |
| **Net Amount Receivable Inclusive of GST** | **170,808,264** |

**One Hundred Seventy Million Eight Hundred Eight Thousand Two Hundred Sixty Four Rupees and No Paisas**

**NOTE:** The Aforementioned Invoice has been Prepared as per January - March 2023 indexation based on the NEPRA determination, dated September 21, 2021, for the reference Tariff without taking into account the True-up allowed in the said determination. The difference in True-up Tarriff and Reference Tariff will be invoiced upon approval of True-up Tariff by NEPRA.

Thanking You

Syed Nadeem Ul Haque
Financial Controller

# 23-A/II, Mohammad Ali Jauhar Memorial Co-operative Housing Society, Karachi
Phone: +92 21 3454 0235 Fax: +92 21 3454 0236, info@snpc.com.pk

# K - Electric Limited

(Formerly Karachi Electric Supply Company Limited)

**Incoming Bill Sticker**

| | | | | | | |
|---|---|---|---|---|---|---|
| Vendor Code | | Vendor Name: **SINDH NOORIABAD POWER COMPANY (Pvt.) Limited** | | | | |
| **Vendor Bill Details** | | Transmission Line Loss for January-2023 | | | | Initiated by |
| Invoice Date | 1-Feb-23 | Invoice Nos. | KE/01/23/TLL-063<br>KE-000191 | Amount | 1,737,248 | |
| Bill Receiving Date | 3-Feb-23 | P. O. No. | | G.R. No. | | |
| | | | | | | Signature / Name / Date |

**Bill Verification Details** (SNPC - 1)

| GL Account | CC | Tax Code | Order No. | Amount (In Full Rupees) | Remarks |
|---|---|---|---|---|---|
| | | | | 1,484,827 | Energy payment in accordance with |
| | | | GST @17% | 252,421 | Section9.5(b)(ii) of PPA. |
| | | | | | Line losses. |
| | | | | | Jan '23 |
| | | | | | |
| | | | | | |
| | | | **Gross Amount** | 1,737,248 | |
| Parking No. | | **Less :** | Down Payment | | |
| Parking Date | | | Other Adjustment | | |
| Payment Due Date | 5-Mar-23<br>5-Mar-23 | | | | |
| Checked & Posted by | | | Deduction | - | |
| | | | LD Charges | | |
| | | | **Net Amount** | 1,737,248 | |
| | | | I.Tax | | |
| Accounts Payable | | | **Amount Payable** | | |

**Rupees:-**

| | | |
|---|---|---|
| **Document Forwarded to:** | | |
| Business Area / Department: | Addressee Name & Location: | Forwarded Date: |

| | | | | |
|---|---|---|---|---|
| **Verified By** | **Approved By** | | | |
| A. Rehman | MUHAMMAD IQBAL VORA<br>General Manager<br>Fuel Right & Contract Admin<br>K-ELECTRIC LIMITED | AAMIR RIZWAN QURESHI<br>Head of Fuel & IPP Management<br>K-ELECTRIC LIMITED | FAHAD MAZHAR<br>General Manager<br>BF Transmission & BD<br>K-ELECTRIC LIMITED | |
| Signature / Name / Date | Authorized Signatures * | Commercial | Functional Approval | FBA / COO * |

**Payment Particulars**

| Payment Doc. No | Date | Bank | Cheque No. | Cheque Date | Amount (In Full Rupees) |
|---|---|---|---|---|---|
| | | | | | |
| | | | | | |
| | | | | | |
| | | | | | |

*** as per signature mandate**

SINDH
NOORIABAD
Power Company
(Pvt) Limited

# TRANSMISSION LINE LOSS INVOICE

**Bill To:**

Mr. Amir Rizwan
Head of Bussinees Development
K-Electric Limited
Clifton, Karachi

**Invoice No: KE/01/23/TLL-063**
**Invoice Date: 01-02-2023**

Dear Sir,

We are furninshing our Transmission Line Loss Invoice for the month of January 2023 in accordance with section 9.5 (b) (ii) of Power Purchase Agreement.

| **TARIFF - Energy Purchase Price** | **Indexed Jan-Mar 2023** |
|---|---|
| Fuel Cost Component | 7.0224 |
| Variable O&M-Foreign | 0.9550 |
| Variable O&M-Local | 0.3696 |
| **Energy Purchase Price** | **8.3470** |

| | |
|---|---|
| 2% Transmission Line Loss (MWH) | **178** |
| 2% Transmission Line Loss SNPC (KWH) | 177,887 |
| **Amount Receivable exclusive of Sales Tax** | **1,484,827** |
| General Sales Tax @ 17% | 252,421 |
| **Net Amount Receivable Inclusive of GST** | **1,737,248** |

**One Million Seven Hundred Thirty Seven Thousand Two Hundred Forty Eight Rupees and No Paisas**

**NOTE:** The Aforementioned Invoice has been Prepared as per January - March 2023 indexation based on the NEPRA determination, dated September 21, 2021, for the reference Tariff without taking into account the True-up allowed in the said determination. The difference in True-up Tarriff and Reference Tariff will be invoiced upon approval of True-up Tariff by NEPRA.

Thanking You

Syed Nadeem Ul Haque
Financial Controller

# 23-A/II, Mohammad Ali Jauhar Memorial Co-operative Housing Society, Karachi
Phone: +92 21 3454 0235 Fax: +92 21 3454 0236, info@snpc.com.pk

# K - Electric Limited

*(Formerly Karachi Electric Supply Company Limited)*

***Incoming Bill Sticker***

| Vendor Code | 153266 | Vendor Name: SINDH NOORIABAD POWER COMPANY (Pvt.) Limited-II | | | | Initiated by |
|---|---|---|---|---|---|---|
| **Vendor Bill Details** | | Energy Payment for January-2023 | | | | |
| Invoice Date | 1-Feb-23 | Invoice Nos. | KE/01/23/EPP-063<br>KE-000190 | Amount | 172,047,668 | |
| Bill Receiving Date | 3-Feb-23 | P. O. No. | | G.R. No. | | |
| | | | | | | Signature / Name / Date |

***Bill Verification Details*** (SNPC - 4)

| GL Account | CC | Tax Code | Order No. | Amount (In Full Rupees) | Remarks |
|---|---|---|---|---|---|
| | | | | ( 147,049,289 | Energy payment in accordance with |
| | | | GST @17% | 24,998,379 | Section9.5(b)(ii) of PPA. |
| | | | | ( | Energy Payment Jan'23 |
| | | | | | |
| | | | | | |
| | | | | | |
| | | | **Gross Amount** | ✓ 172,047,668 | |
| Parking No. | | **Less :** | Down Payment | | |
| Parking Date | | | Other Adjustment | | |
| Payment Due Date | 5-Mar-23<br>5-Mar-23 | | | | |
| Checked & Posted by | | | Deduction | | |
| | | | LD Charges | | |
| | | | **Net Amount** | ( 172,047,668 | |
| | | | I.Tax | | |
| Accounts Payable | | | **Amount Payable** | | |

***Rupees:-***

***Document Forwarded to:***

| Business Area / Department: | Addressee Name & Location: | Forwarded Date: |
|---|---|---|
| | | |

| ***Verified By*** | ***Approved By*** | | |
|---|---|---|---|
| A. Rehman | MUHAMMAD IQBAL VORA, General Manager, Fuel Mgmt & Contract Admin, K-ELECTRIC LIMITED / AAMIR RIZWAN QURESHI, Head of Fuel & IPP Management, K-ELECTRIC LIMITED | FM<br>FAHAD MAZHAR, General Manager, BF Transmission & BD, K-ELECTRIC LIMITED | |
| Signature / Name / Date | Authorized Signatures * Commercial | Functional Approval | FBA / COO * |

***Payment Particulars***

| Payment Doc. No | Date | Bank | Cheque No. | Cheque Date | Amount (In Full Rupees) |
|---|---|---|---|---|---|
| | | | | | |
| | | | | | |
| | | | | | |
| | | | | | |

**** as per signature mandate***

Tariff adjustment Filed

SINDH
NOORIABAD
Power Company-Phase II
(Pvt) Limited

# ENERGY PAYMENT INVOICE

**Bill To:**
Mr. Amir Rizwan
Head of Business Development
K-Electric Limited
Clifton, Karachi

**Invoice No: KE/01/23/EPP-063**
**Invoice Date: 01-02-2023**

Dear Sir,
We are furninshing our Energy Purchase Invoice for the month of January 2023 in accordance with section 9.5 (b) (ii) of Power Purchase Agreement.

| **TARIFF - Energy Purchase Price** | **Indexed Jan - Mar 2023** |
|---|---|
| Fuel Cost Component | 6.9791 |
| Variable O&M-Foreign | 0.9550 |
| Variable O&M-Local | 0.3696 |
| **Energy Purchase Price** | **8.3037** |
| | |
| Total Electrical Output (MWH) | **17,709** |
| Total Electrical Output (KWH) | 17,708,887 |
| **Amount Receivable exclusive of Sales Tax** | **147,049,289** |
| General Sales Tax @ 17% | 24,998,379 |
| **Net Amount Receivable Inclusive of GST** | **172,047,668** |

**One Hundred Seventy Two Million Forty Seven Thousand Six Hundred Sixty Eight Rupees and No Paisas**

**NOTE:** The Aforementioned Invoice has been Prepared as per January - March 2023 indexation based on the NEPRA determination, dated September 21, 2021, for the reference Tariff without taking into account the True-up allowed in the said determination. The difference in True-up Tarriff and Reference Tariff will be invoiced upon approval of True-up Tariff by NEPRA.

Thanking You

Syed Nadeem Ul Haque
Financial Controller

# 23-A/II, Mohammad Ali Jauhar Memorial Co-operative Housing Society, Karachi
Phone: +92 21 3454 0235 Fax: +92 21 3454 0236, info@snpc.com.pk

# K - Electric Limited

(Formerly Karachi Electric Supply Company Limited)

**Incoming Bill Sticker**

| Vendor Code | 153266 | Vendor Name: SINDH NOORIABAD POWER COMPANY (Pvt.) Limited-II | | | |
|---|---|---|---|---|---|
| **Vendor Bill Details** | | Transmission Line Loss for January-2023 | | | Initiated by |
| Invoice Date | 1-Feb-23 | Invoice Nos. | KE/01/23/TLL-063<br>KE-000191 | Amount | 1,749,853 |
| Bill Receiving Date | 3-Feb-23 | P. O. No. | | G.R. No. | |
| | | | | | Signature / Name / Date |

**Bill Verification Details** (SNPC - II)

| GL Account | CC | Tax Code | Order No. | Amount (In Full Rupees) | Remarks |
|---|---|---|---|---|---|
| | | | | 1,495,601 | Energy payment in accordance with |
| | | | GST @17% | 254,252 | Section9.5(b)(ii) of PPA. |
| | | | | | Line Losses. |
| | | | | | Jan'23 |
| | | | | | |
| | | | | | |
| | | | **Gross Amount** | 1,749,853 | |
| Parking No. | | **Less :** | Down Payment | | |
| Parking Date | | | Other Adjustment | | |
| Payment Due Date | 5-Mar-23<br>5-Mar-23 | | | | |
| Checked & Posted by | | | Deduction | | |
| | | | LD Charges | | |
| | | | **Net Amount** | 1,749,853 | |
| | | | I.Tax | | |
| Accounts Payable | | | **Amount Payable** | | |

**Rupees:-**

**Document Forwarded to:**

| Business Area / Department: | Addressee Name & Location: | Forwarded Date: |
|---|---|---|
| | | |

| Verified By | Approved By | | | |
|---|---|---|---|---|
| A. Rehman | MUHAMMAD IQBAL VORA, General Manager, Contract Admin, Fuel Mgmt & Commercial, K-ELECTRIC LIMITED | AAMIR RIZWAN QURESHI, Head of Fuel & IPP Management, K-ELECTRIC LIMITED | FM FAHAD MAZHAR, General Manager, DF Transmission & BD, K-ELECTRIC LIMITED | |
| Signature / Name / Date | Authorized Signatures * | Commercial | Functional Approval | FBA / COO * |

**Payment Particulars**

| Payment Doc. No | Date | Bank | Cheque No. | Cheque Date | Amount (In Full Rupees) |
|---|---|---|---|---|---|
| | | | | | |
| | | | | | |
| | | | | | |
| | | | | | |

*** as per signature mandate**

SINDH
NOORIABAD
Power Company-Phase II
(Pvt) Limited

# TRANSMISSION LINE LOSS INVOICE

**Bill To:**
Mr. Amir Rizwan
Head of Business Development
K-Electric Limited
Clifton, Karachi

**Invoice No: KE/01/23/TLL-063**
**Invoice Date: 01-02-2023**

Dear Sir,
We are furninshing our Transmission Line Loss Invoice for the month of January 2023 in accordance with section 9.5 (b) (ii) of Power Purchase Agreement.

| | **Indexed Jan-Mar 2023** |
|---|---|
| **TARIFF - Energy Purchase Price** | |
| Fuel Cost Component | 6.9791 |
| Variable O&M-Foreign | 0.9550 |
| Variable O&M-Local | 0.3696 |
| **Energy Purchase Price** | **8.3037** |
| | |
| 2% Transmission Line Loss (MWH) | **180** |
| 2% Transmission Line Loss SNPC (KWH) | 180,113 |
| **Amount Receivable exclusive of Sales Tax** | **1,495,601** |
| General Sales Tax @ 17% | 254,252 |
| **Net Amount Receivable Inclusive of GST** | **1,749,853** |

**One Million Seven Hundred Forty Nine Thousand Eight Hundred Fifty Three Rupees and No Paisas**

**NOTE:** The Aforementioned Invoice has been Prepared as per October - December 2022 indexation based on the NEPRA determination, dated September 21, 2021, for the reference Tariff without taking into account the True-up allowed in the said determination. The difference in True-up Tarriff and Reference Tariff will be invoiced upon approval of True-up Tariff by NEPRA.

Thanking You

Syed Nadeem Ul Haque
Financial Controller

# 23-A/II, Mohammad Ali Jauhar Memorial Co-operative Housing Society, Karachi
Phone: +92 21 3454 0235 Fax: +92 21 3454 0236, info@snpc.com.pk

# K - Electric Limited

(Formerly Karachi Electric Supply Company Limited)

**Incoming Bill Sticker**

| Vendor Code | 153759 | Vendor Name: Lotte Chemical Limited | | | |
|---|---|---|---|---|---|
| **Vendor Bill Details** | | Energy Payment for January-2023 | | | Initiated by 1/2/23 |
| Invoice Date | 1-Feb-23 | Invoice No. | SI38264 | Amount | 33,977,929 |
| Bill Receiving Date | 1-Feb-23 | P. O. No. | | G.R. No. | |
| | | | | | Signature / Name / Date |

**Bill Verification Details**

| GL Account | CC | Tax Code | Order No. | Amount (In Full Rupees) | Remarks |
|---|---|---|---|---|---|
| EAB044 | 220040000 | | | 29,040,965 | Energy Payment Jan '23 |
| | | | | 4,936,964 | |
| | | | | | |
| | | | | | |
| | | | | | |
| | | | | | |
| | | | **Gross Amount** | 33,977,929 | |
| Parking No. | | **Less :** | Down Payment | | |
| Parking Date | | | Other Adjustment | | |
| Payment Due Date | 25-Feb-23 | | Witheld 10% P. Bond | | |
| Checked & Posted by | | | Deduction | - | |
| | | | LD Charges | | |
| | | | **Net Amount** | 33,977,929 | |
| | | | I.Tax | | |
| Accounts Payable | | | **Amount Payable** | | |

Rupees:-

**Document Forwarded to:**

| Business Area / Department: | Addressee Name & Location: | Forwarded Date: |
|---|---|---|
| | | |

| Verified By | Approved By | | | |
|---|---|---|---|---|
| | MUHAMMAD IQBAL VORA General Manager Treasury & Contract Admin K-ELECTRIC LIMITED | AAMIR RIZWAN QURESHI Head of Fuel & IPP Management K-ELECTRIC LIMITED | FAHAD MAZHAR General Manager Transmission & BD K-ELECTRIC LIMITED | |
| Signature / Name / Date | Authorized Signatures * | Commercial | Functional Approval | FBA / COO * |

**Payment Particulars**

| Payment Doc. No | Date | Bank | Cheque No. | Cheque Date | Amount (In Full Rupees) |
|---|---|---|---|---|---|
| | | | | | |
| | | | | | |
| | | | | | |
| | | | | | |

*** as per signature mandate**

LOTTE CHEMICAL

LOTTE Chemical Pakistan Ltd.
Al-Tijarah Centre, 14th Floor, 32/1-A, Main Shahrah-e-Faisal,
Block 6, P.E.C.H.S, Karachi-75400, Pakistan
UAN: +92 (0) 21 111 568 782 PABX: +92(0)21 34169101-4

# Sales Tax Invoice

Reg No: 12-00-2806-001-64

NTN : 1279414-7

Invoice No : **SI38264**

Date : **31-JAN-2023**

**K-Electric Limited**

KE House, 39-B, Sunset Boulevard,
Phase II, D.H.A.,
Karachi

S Tax Reg No. : 12-00-2716-007-28

NTN No : 1543137-1

| Meter Readings | Line 1 | Line 2 | Units (kWh.) |
|---|---|---|---|
| Meter Reading as on Jan 1, 2022 12:00 AM | **7593** | **110891** | |
| Meter Reading as on Feb 1, 2023 12:00 AM | **8418** | **110891** | 825,000 |
| **Units exported** | | | **825,000** |
| **RLNG Consumed in MMBTU (@ 9,945.49 BTU/kWh)** | | | **8205.029389** |

| | Amount Per Unit (Rs / kWh) | Total Amount (Rs) |
|---|---|---|
| Fuel Cost Component RLNG | 33.73825 | 27,834,056.25 |
| O&M | 1.02482 | 845,476.50 |
| Insurance | 0.02530 | 20,872.50 |
| ROE | 0.41280 | 340,560.00 |
| GIDC (if applicable) | 0.00000 | .00 |
| Total Bill for the month (excluding GST) | 35.20117 | 29,040,965.25 |
| GST @ 17 % | | 4,936,964.09 |
| Total Bill for the month (including GST) | | **33,977,929.34** |

**Amount in words :- Thirty-Three Million Nine Hundred Seventy-Seven Thousand Nine Hundred Twenty-Nine and Thirty-Four Paisas Only.**

Lotte Chemical Pakistan Limited

**For LOTTE Chemical Pakistan Ltd**

We are exempt from deduction of Income Tax U/S 153(1) (a) of ITO,2001 vide exemption no. 100000138911604
Valid upto 30-JUN-2023

**K - Electric Limited**

*(Formerly Karachi Electric Supply Company Limited)*

***Incoming Bill Sticker***

| Vendor Code | 101255 | **Vendor Name:** | **M/s. INTERNATIONAL INDUSTRIES LIMITED** | | |
|---|---|---|---|---|---|
| **Vendor Bill Details** | | *Energy Payment for January'23* | | | Initiated by |
| Invoice Date | 3-Feb-23 | Invoice No. | DN23-84597 | Amount | 1,478,072 |
| Bill Receiving Date | 3-Feb-23 | P. O. No. | | G.R. No. | |
| | | | | | Signature / Name / Date |

***Bill Verification Details***

| GL Account | CC | Tax Code | Order No. | Amount (In Full Rupees) | Remarks |
|---|---|---|---|---|---|
| EAB009 | 220040000 | | | 1,263,309 | Energy Payment Jan '23 |
| | | | GST 17% | 214,762 | |
| | | | | | |
| | | | | | |
| | | | | | |
| | | | | | |
| | | | **Gross Amount** | 1,478,072 | |
| Parking No. | | Less : | Down Payment | | |
| Parking Date | | | Other Adjustment | | |
| Payment Due Date | 5-Mar-23 | | Witheld 10% P. Bond | | |
| Checked & Posted by | | | Retention | | |
| | | | LD Charges | | |
| | | | **Net Amount** | 1,478,072 | |
| | | | I. Tax | | |
| Accounts Payable | | | **Amount Payable** | | |

***Rupees:-***

| ***Document Forwarded to:*** | | |
|---|---|---|
| Business Area / Department: | Addressee Name & Location: | Forwarded Date: |

| ***Verified By*** | ***Approved By*** | | |
|---|---|---|---|
| | Technical | Commercial | Functional Approval |
| Signature / Name / Date | Authorized Signatures * | | FBA / COO * |

FAHAD MAZHAR
General Manager
BF Transmission & BD
K-ELECTRIC LIMITED

***Payment Particulars***

| Payment Doc. No | Date | Bank | Cheque No. | Cheque Date | Amount (In Full Rupees) |
|---|---|---|---|---|---|
| | | | | | |
| | | | | | |
| | | | | | |
| | | | | | |

**** as per signature mandate***

Attn: Nasir Shamim

**INTERNATIONAL INDUSTRIES LIMITED**
**101 BEAUMONT PLAZA**
**10 BEAUMONT ROAD**
**KARACHI - 75530**
**SALES TAX REGISTRATION # 02-04-7306-001-82**

## SALES TAX INVOICE

BILL FOR ELECTRIC SUPPLY FOR THE MONTH OF **January/23**

Invoice # DN23-84597 Date: 1-Feb-2023
Contract # CPP 04/2009-807
**Due Date: 3-Mar-2023**

Name of Customer: **K-ELECTRIC LIMITED**
**2nd Floor 39-B, Sunset Boulevard**
**Phase-II, DHA**
**Karachi.**

Sales Tax Reg. No. **12-00-2716-007-28**

| **Meter Reading:** | **Present** | **Previous** | **Units Billed (KWH)** |
|---|---|---|---|
| | **(KWH)** | | |
| IIL | 23,810,684 | 23,701,489 | 109,195 |
| Total | 23,810,684 | 23,701,489 | **109,195** |

| **Rate for units upto 50% Capacity** | **Rupees** |
|---|---|
| Fuel Cost (@ 1087 per MMBTU) | 10.701 |
| GID Cess | - |
| Variable and other charges | 0.8682 |
| Rate per unit | 11.5693 |
| Total units billed | 109,195.00 |
| Total amount excluding GST | **1,263,309.71** |
| GST 17% | 214,762.65 |
| Amount payable by due date | **1,478,072.36** |

(One million Four hundred Seventy-Eight thousand and Seventy-Two rupees and Paisa Thirty-Six Only)

For and on behalf of
International Industries Limited

**Financial Controller**

**K - Electric Limited**

*(Formerly Karachi Electric Supply Company Limited)*

***Incoming Bill Sticker***

| Vendor Code | 153673 | **Vendor Name:** **Gharo Solar Limited** | | | | Initiated by |
|---|---|---|---|---|---|---|
| **Vendor Bill Details** | | Energy Payment for January '23 | | | | |
| Invoice Date | 31-Jan-23 | Invoice No. | GSL/KE/CINV/23-01 | Amount | 129,522,694 | |
| Bill Receiving Date | 3-Feb-23 | P. O. No. | | G.R. No. | | |
| | | | | | | Signature / Name / Date |

***Bill Verification Details***

| GL Account | CC | Tax Code | Order No. | Amount (In Full Rupees) | Remarks |
|---|---|---|---|---|---|
| EAB025 | 220040000 | | | 110,703,157 | Payment invoice Pursuant to 9.4(a) |
| | | | | 18,819,537 | (i) EPA |
| | | | | | Energy Payment Jan '23 |
| | | | Gross Amount | 129,522,694 | |
| Parking No. | | Less : | Down Payment | | |
| Parking Date | | | Other Adjustment | | |
| Payment Due Date | 5-Mar-23 | | Witheld 10% P. Bond | | |
| Checked & Posted by | | | Retention | | |
| | | | LD Charges | | |
| | | | **Net Amount** | 129,522,694 | |
| | | | I.Tax | | |
| Accounts Payable | | | **Amount Payable** | | |

Rupees:-

| **Document Forwarded to:** | | |
|---|---|---|
| Business Area / Department: | Addressee Name & Location: | Forwarded Date: |

| **Verified By** | **Approved By** | | |
|---|---|---|---|
| Signature / Name / Date | Authorized Signatures * | Commercial / Functional Approval | FBA / COO * |

FAHAD MAZHAR
General Manager
DF Transmission & BD
K-ELECTRIC LIMITED

***Payment Particulars***

| Payment Doc. No | Date | Bank | Cheque No. | Cheque Date | Amount (In Full Rupees) |
|---|---|---|---|---|---|
| | | | | | |
| | | | | | |
| | | | | | |
| | | | | | |

**** as per signature mandate***

# GHARO SOLAR LIMITED

MB 300, DHA Phase 6, Lahore. Ph: 042 38020444

## Commercial Invoice

**Chief Executive Officer,**
K-Electric Limited
KE House, 39B, Sunset Boulevard,
Phase II, Karachi

**Invoice No.:** GSL/KE/CINV/23-01
**Invoice Date:** January 31, 2023

**Invoice for Energy Payment for the month of January 2023 pursuant to Section 9.4(a)(i) of Energy Purchase Agreement (the 'EPA') dated September 26, 2018**

| | | | | | **Rs./kWh** |
|---|---|---|---|---|---|
| O&M (Local) | | | | | 0.7295 |
| O&M (Foreign) | | | | | 1.0683 |
| Return on Equity | | | | | 3.5554 |
| ROEDC | | | | | 0.3899 |
| Debt Servicing (Foreign) | | | | | 6.1986 |
| Debt Servicing (Local) | | | | | 2.4316 |
| **Energy Price** | | | | **a** | **14.3732** |
| **Monthly Meter Reading** | **31-01-2023** | | | | |
| | **Present** | **Previous MWh** | **Difference** | **Multiplying Factor** | **kWh** |
| Transformer 1 | 163,066 | 159,227 | 3,839 | 1,000 | 3,839,000 |
| Transformer 2 | 165,531 | 161,668 | 3,863 | 1,000 | 3,863,000 |
| Net Delivered Energy | | | | | 7,702,000 |
| Non-Project Missed Volume | | | | | - |
| | | | | **b** | **7,702,000** |
| | | | | | **Rs.** |
| **Energy Payment (excl. sales tax)** | | | | **c = (a x b)** | 110,703,157 |
| **Sales Tax @ 17%** | | | | **d = (c x 17%)** | 18,819,537 |
| **Total Payable** | | | | | **129,522,694** |

**Annexures**

1. Annex A: Monthly Meter Reading Certificate
2. Annex B: NEPRA Tariff Determination No. ---------
3. Annex C: Block-Wise Energy Calculation

**Payment Terms**

1. Payment of this invoice shall be made in full on or before the due date i.e., **March 06, 2023**
2. Please transfer the payment in our Bank Account No. *0028-1006603473,* Titled *Gharo Solar Limited Revenue A/c* of *Bank Alfalah Limited* (Branch: *Corporate & Investment Banking, 115-E-1, Hali Road, Gulberg III, Lahore*)
3. This payment is exempt from Income Tax Withholding under SRO 586(I)/91 dated June 30, 1991
4. This payment is exempt from Sales Tax withholding under the Rule 5 of Sales Tax Special Procedure (Withholding) Rules 2007

**Rana Uzair Nasim**
Chief Executive Officer

**CC:**

1. Director (Business Development), K-Electric Limited, KE House, 39B, Sunset Boulevard, Phase II, Karachi
2. Mr. Imran Siddiqui, MCB Bank Limited (As Escrow Agent), 9th Floor, MCB Tower, I.I Chundrigarh Road, Karachi

K - Electric Limited

(Formerly Karachi Electric Supply Company Limited)

**Incoming Bill Sticker**

| | | | | | | |
|---|---|---|---|---|---|---|
| Vendor Code | 153444 | Vendor Name: OURSUN Pakistan Limited | | | | Initiated by |
| Vendor Bill Details | | Energy Payment for January 2023 | | | | |
| Invoice Date | 1-Feb-23 | Invoice No | EN/2023/58 | Amount | 247,192,030 | |
| Bill Receiving Date | 1-Feb-23 | P.O. No. | | G.R. No | | |
| | | | | | | Signature / Name / Date |

Bill Verification Details

| GL Account | CC | Tax Code | Order No. | Amount (In Full Rupees) | Remarks |
|---|---|---|---|---|---|
| EAB023 | 230040000 | | | 214,446,751 | Energy Payment Jan'23 |
| | | | GST @ 17% | 36,455,948 | |
| | | | | | |
| | | | | | |
| | | | | | |
| | | | | | |
| | | | Gross Amount | 250,902,699 | |
| Parking No | | Less : | Dispute Insurance | (3,710,669) | Dispute Insurance 2024 |
| Parking Date | | | GST on Insurance | | |
| Payment Due Date | 3-Mar-23 | | LD Deduction | | |
| Checked & Posted by | | | Retention | | |
| | | | LD Charges | | |
| | | | Net Amount | 247,192,030 | |
| | | | I.Tax | | |
| Accounts Payable | | | Amount Payable | | |

Rupees -

| Document Forwarded to: | | |
|---|---|---|
| Business Area / Department | Addressee Name & Location | Forwarded Date: |
| | | |

| Verified By | Approved By | | FM | |
|---|---|---|---|---|
| | | Commercial | FAHAD MAZHAR General Manager OF Transmission & BD K-ELECTRIC LIMITED | |
| Signature / Name / Date | Authorized Signatures | | Functional Approval | FBA / COO * |

Payment Particulars

| Payment Doc. No | Date | Bank | Cheque No. | Cheque Date | Amount (In Full Rupees) |
|---|---|---|---|---|---|
| | | | | | |
| | | | | | |
| | | | | | |
| | | | | | |

* as per signature mandate




oursun Pakistan Limited
10 All Block, New Garden Town
Lahore, Pakistan
Tel: +92 42 3591 1050-2


SALES TAX INVOICE/PAYMENT INVOICE

| | |
|---|---|
| Name: | Limited Limited |
| NTN: | 15444 |
| STRN: | |
| Address: | Plot 91-B,93 Nicole Sector |
| | Industrial Phase II Karachi |

| | |
|---|---|
| Invoice Date: | February 1, 2023 |

Energy delivered

Meter No. MTR-7705

| | | |
|---|---|---|
| a. | Previous Meter Reading | |
| b. | Present Meter Reading | |
| c. | Energy delivered per meter | |
| d. | Multiplying factor | |
| e. | Energy delivered | kWh |

Meter No. MTR-7706

| | | |
|---|---|---|
| a. | Previous Meter Reading | |
| b. | Present Meter Reading | |
| c. | Energy delivered per meter | |
| d. | Multiplying factor | |
| e. | Energy delivered | kWh |

Total Energy delivered kWh

Invoice for the energy delivered

| | | |
|---|---|---|
| a. | Energy delivered | kWh |
| b. | Energy Price | Rs/kWh |
| c. | Energy Invoice | Rs |
| d. | Withholding tax on Energy Payment | Rs |
| e. | Energy Payment | Rs |

NOTE

(1) Please note that under the EPA section 8.5 (c) payment of this invoice to be remitted on or before the thirtieth (30th) day following the day the invoice is received by the Purchaser.

(2) Please note that the income of the company is exempt from income tax under clause 132 of Part of Second schedule of Income Tax Ordinance, 2001. Therefore tax deduction at source is not applicable.

(3) Energy Price used to calculate the Energy Payment is based on NEPRA approved Generation Tariff vide determination of Authority Ref No. NEPRA/TRF-307/TPPL-2016/13814-17 dated November 08, 2022 and insurance component of the Energy Price, however, based on NEPRA approved Generation Tariff for the period November 30, 2043 to November 29, 2023 Ref No. NEPRA/R/LAD(Trf)/TRF-307/TPPL-2016/15013 dated August 16, 2022. As soon as quarterly indexation for the Period January, March, 2023 and insurance indexation period November 30, 2022 to November 29, 2023 will receive the Seller shall issue claim of differential Energy Invoice accordingly.

(4) Meter reading with Pairingmeans of the metering system for the period ending is attached

OURSUN PAKISTAN LIMITED

For and on behalf of
Oursun Pakistan Limited

Cc: Escrow Agent: [illegible]

Attention: [illegible]
[illegible]

| Power Plant | Counter Readings | | Generation - MWh | MGS and FCA | Notes |
|---|---|---|---|---|---|
| | 1-Jan-23 | 1-Feb-23 | Jan-23 | | |
| | MWh | | | | |
| | A | B | C = B - A | | |
| **BQPS I** | | | | | |
| Unit 1 | 9,641,341 | 9,641,341 | - | | |
| Unit 2 | 10,133,355 | 10,136,031 | 2,676.00 | | *Note 1* |
| Unit 5 | 3,375,753 | 3,375,753 | - | | |
| Unit 6 | 2,992,860 | 2,993,715 | 855.00 | | |
| DEG 1 | 542 | 549 | 6.64 | | |
| DEG 2 | 492 | 494 | 1.71 | | |
| DEG 3 | 98 | 102 | 3.35 | | |
| DEG 4 | 74 | 74 | 0.19 | | |
| DEG 5 | 155 | 161 | 6.40 | | |
| **Total** | | | **3,549.29** | 3,549.29 | |
| **BQPS II** | | | | | |
| GT 1 | 3,938,398 | 3,954,476 | 16,078.00 | | |
| GT 2 | 3,621,756 | 3,648,384 | 26,628.00 | | |
| GT 3 | 3,742,411 | 3,764,102 | 21,691.00 | | |
| ST | 11,622,981 | 11,650,907 | 27,926.00 | | |
| **Total** | | | **92,323.00** | 92,323.00 | |
| **BQPS III** | | | | | |
| Unit 1 | 460,433 | 512,341 | 51,908.10 | | |
| Unit 2 | 76,625 | 184,067 | 107,442.20 | | |
| **Total** | | | **159,350.30** | 159,350.30 | |
| **KCCP** | | | | | |
| GT 1 | 2,476,379 | 2,476,527 | 148.90 | | |
| GT 2 | 1,877,063 | 1,877,986 | 923.00 | | |
| GT 3 | 2,562,206 | 2,563,493 | 1,286.80 | | |
| GT 4 | 2,978,306 | 2,980,373 | 2,067.30 | | |
| ST 2 | 1,468,066 | 1,468,797 | 731.20 | | |
| ST 1 | 558,415 | 558,541 | 125.80 | | |
| **Total** | | | **5,283.00** | 5,283.00 | |
| **KGTPS** | | | | | |
| Sec1 Export | 155,457 | 155,457 | - | | *Note 3* |
| Sec1 Import | 2,761 | 2,807 | 46.10 | | *Note 3* |
| Sec2 Export | 225,295 | 225,295 | - | | |
| Sec2 Import | 2,214 | 2,214 | - | | |
| Sec3 Export | 122,678 | 122,678 | - | | |
| Sec3 Import | 2,325 | 2,325 | - | | |
| Sec4 Export | 224,527 | 224,527 | - | | *Note 3* |
| Sec4 Import | 2,491 | 2,529 | 37.38 | | *Note 3* |
| ST Export | 64,550 | 64,550 | - | | |
| ST Import | 1,781 | 1,781 | - | | |
| Sec1 Aux | 532 | 578 | 46.68 | | *Note 3* |
| Sec2 Aux | 844 | 844 | - | | |
| Sec3 Aux | 1,158 | 1,158 | - | | *Note 2* |
| Sec4 Aux | 666 | 704 | 37.65 | | *Note 3* |
| ST Aux | 257 | 257 | - | | |
| **Total** | | | - | - | |

| Power Plant | Counter Readings | | Generation - MWh | MGS and FCA | Notes |
|---|---|---|---|---|---|
| | 1-Jan-23 | 1-Feb-23 | Jan-23 | | |
| | MWh | | | | |
| | A | B | C = B - A | | |
| **SGTPS** | | | | | |
| Sec1 Export | 910,602 | 910,602 | - | | |
| Sec1 Import | 3,801 | 3,801 | - | | |
| Sec2 Export | 81,275 | 81,275 | 0.04 | | *Note 3* |
| Sec2 Import | 1,588 | 1,624 | 36.65 | | *Note 3* |
| Sec3 Export | 966,535 | 966,535 | - | | |
| Sec3 Import | 3,510 | 3,533 | 23.24 | | *Note 3* |
| Sec4 Export | 948,214 | 948,214 | - | | |
| Sec4 Import | 4,166 | 4,192 | 26.62 | | *Note 3* |
| ST Export | 57,894 | 57,894 | - | | |
| ST Import | 335,162 | 335,162 | - | | |
| Sec1 Aux | 23,002 | 23,002 | - | | |
| Sec2 Aux | 23,771 | 23,807 | 36.80 | | *Note 3* |
| Sec3 Aux | 22,718 | 22,741 | 23.33 | | *Note 3* |
| Sec4 Aux | 27,386 | 27,413 | 26.95 | | *Note 3* |
| ST Aux | 6,094 | 6,094 | - | | |
| **Total** | | | **0.20** | **0.20** | |

**Explanation to Notes:**

**1.** Meter snapshot showing "0136031" MWh to be read as "10136031" MWh to due 8-digit MWh display capability on the meter secreen.

**2.** Meter Snapshot showing "157615.8" KWH to be read as "1157615.88" KWH due to 8-digit KWh display capability on meter screen.

**3.** With respect to SGTPS & KGTPS, there is a difference of 0.852 MWH & 0.420 MWh respectively from actual total generation due to Import and Auxiliary CT Ratio (Current Transformer Ratio) difference in case of standby condition.

At S&K the plant configuration is that 8 engines (constituting 1 section) are connected to a common 11 KV bus bar. This bus has two outgoing feeders with energy meters installed on each feeder; One for exporting/importing energy to/from the grid, while the other outgoing feeder is connected to the auxiliary transformer of that section.

To compute the gross generation of the section, the sent outs and auxiliary have to be summed up using the formula:
Gross Generation = Net Sent outs (Export – Import) + Auxiliary.

When completely on standby, any section imports power from grid to run its auxiliary. Accordingly, while totaling the generation as per above formula, it should ideally be nil as exports are zero and import should equal auxiliary consumption. However, due to difference in CT Ratio (Current Transformer Ratio) installed on the section transformer (CT Ratio 2000/5) and on auxiliary transformer (CT Ratio 100/5) this is not the case and hence there is this a minor difference being shown on net basis.

Accordingly, where whole section has zero export during the month, the minor difference in reading of import and auxiliary has been excluded for calculation of total generation, to eliminate the effect of erroneous generation being shown.

# BQPS I

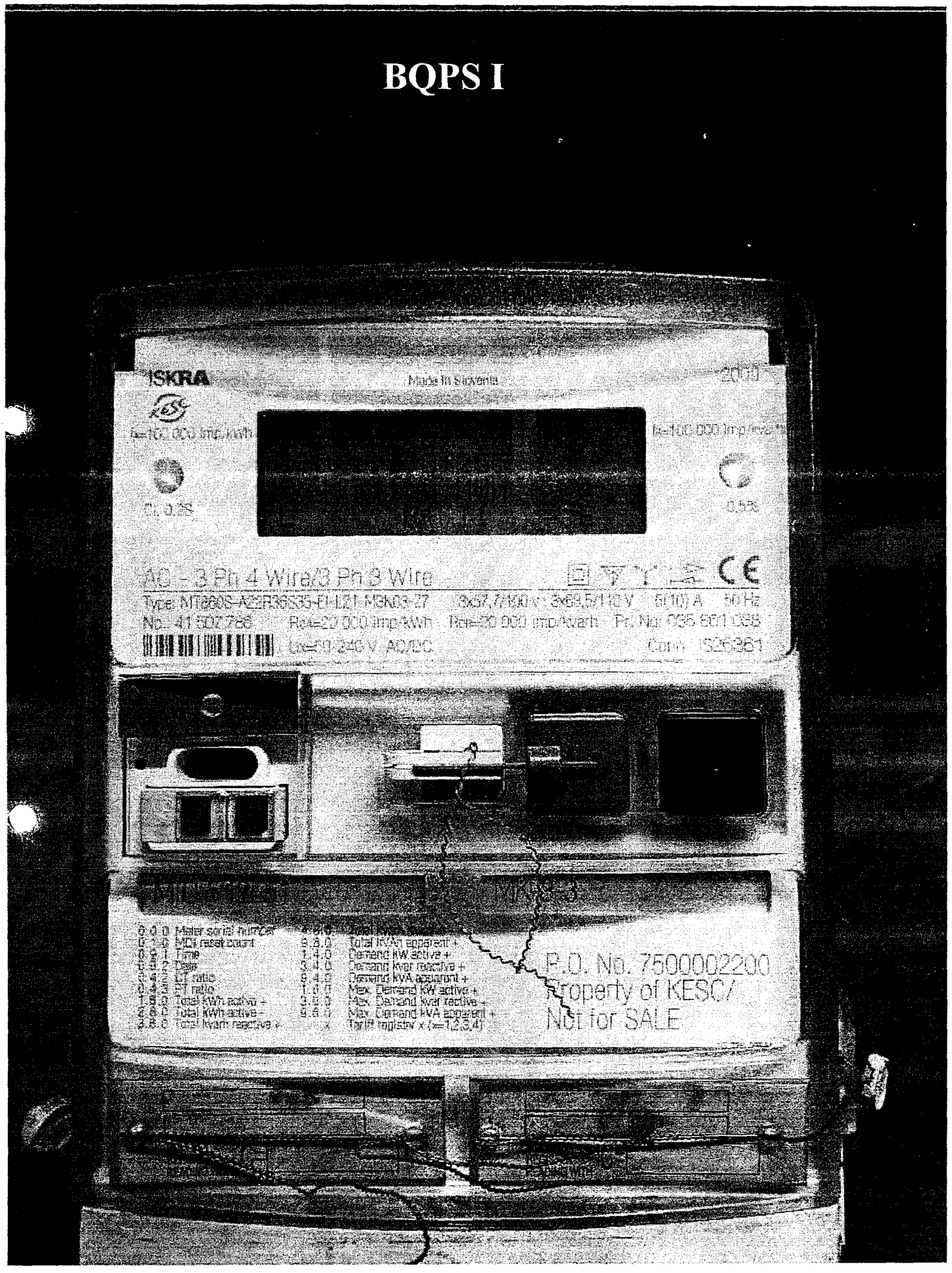
ISKRA
Made in Slovenia
2000
AC - 3 Ph 4 Wire/3 Ph 3 Wire
P.O. No. 7500002200
Property of KESC/
Not for SALE


Made in Slovenia
3 Ph 4 Wire/3 Ph 3 Wire
3x57,7/100 V ; 3x63,5/110 V
Rcr=20 000 imp/kWh



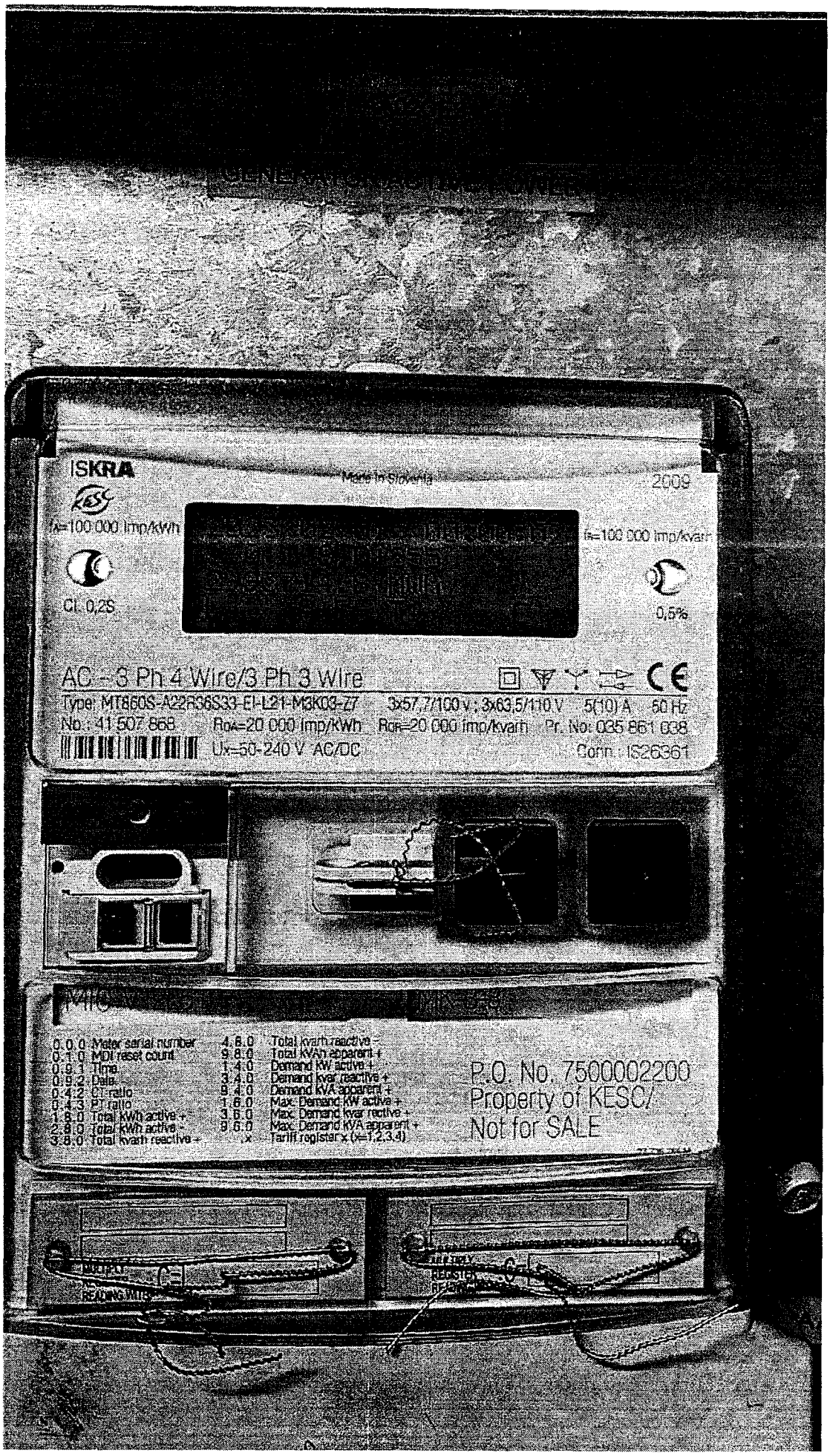
ISKRA
Made in Slovenia
2009
fA=100 000 imp/kWh
fR=100 000 imp/kvarh
Cl. 0,2S
0,5%
AC - 3 Ph 4 Wire/3 Ph 3 Wire
Type: MT860S-A22R36S33-EI-L21-M3K03-Z7
3x57,7/100 v ; 3x63,5/110 V
5(10) A
50 Hz
No.: 41 507 868
RoA=20 000 imp/kWh
RoR=20 000 imp/kvarh
Pr. No: 035 861 038
Ux=50-240 V AC/DC
Conn.: IS26361
0.0.0 Meter serial number
0.1.0 MDI reset count
0.9.1 Time
0.9.2 Date
0.4.2 CT ratio
0.4.3 PT ratio
1.8.0 Total kWh active +
2.8.0 Total kWh active -
3.8.0 Total kvarh reactive +
4.8.0 Total kvarh reactive -
9.8.0 Total kVAh apparent +
1.4.0 Demand kW active +
3.4.0 Demand kvar reactive +
9.4.0 Demand kVA apparent +
1.6.0 Max. Demand kW active +
3.6.0 Max. Demand kvar rective +
9.6.0 Max. Demand kVA apparent +
.x Tariff register x (x=1,2,3,4)
P.O. No. 7500002200
Property of KESC/
Not for SALE


DEG I
x10


DEG 2
×10

DEG 3




SIEMENS
×10 kWh
SIEMENS
Meßwandlerzähler
7CA54 45 0,3/1,2
Nr. 56 972 378
3x6600/√3 //100/√3 V 50 Hz
250/1 A 1,2 U/kWh
Stellg. 4020
Reading
17.7 x 10 KWH
4-8-'92 HTC y.m




A3MJY05CE311
DIESEL GENRATOR 5


BQPS II
ISKRA
Made in Slovenia
2018
AC - 3 Ph 4 Wire
Type: MT860S-A22R36S33-E12-L21-M3K03-Z7
3x63,5/110 V
1-6 A
50 Hz
No.: 70 432 191
Pr. No: 035 864 087
No.: D184583
Y SLIP
Name: GIT-1
Signature & Date: 70432191
KE No.:
Consumer No.:
Section:
Region:
FOR USER DEPARTMENT
01/02/2023 00:00


ISKRA
Made in Slovenia
2018
fA=100 000 Imp/kWh
fR=100 000 Imp/kvarh
Cl. 0,2S
0,5%
-L21-M3K03-Z7
3x63,5/110 V
1-6 A
50 Hz
Imp/kWh
RoR=20 000 Imp/kvarh
Pr. No: 035 864 037
AC/DC
Conn.: IS26542
No.: 0184586
LIP
ame: GT 2 Gaon
gnature & Date:
No.: 70432185
nsumer No.:
ction:
gion:
R USER DEPARTMENT
MK-38a-3
max. demand
Actual average
Maximum demand
Energy
Total
Tariff x
Active +
Active -
Reactive +
Reactive -
MULTIPLY REGISTER READING WITH
C=
01/02/2023 00:02


ISKRA
Made in Slovenia
fA=100 000 Imp/kWh
fR=100 000 Imp/kvarh
Cl. 0,2S
0,5%
AC - 3 Ph 4 Wire
Type: MT860S-AC2R36S39-E12-L21-M3K03-Z7
3x63,5/110 V
1-6 A
50 Hz
RoA=20 000 Imp/kWh
RoR=20 000 Imp/kvarh
Pr. No: 035 864 037
Conn.: IS26542
AC/DC
No.: D184590
SLIP
Name: GT3
Signature & Date:
KE No.:
Consumer No.:
Section:
Region:
FOR USER DEPARTMENT
01/02/2023 00:04

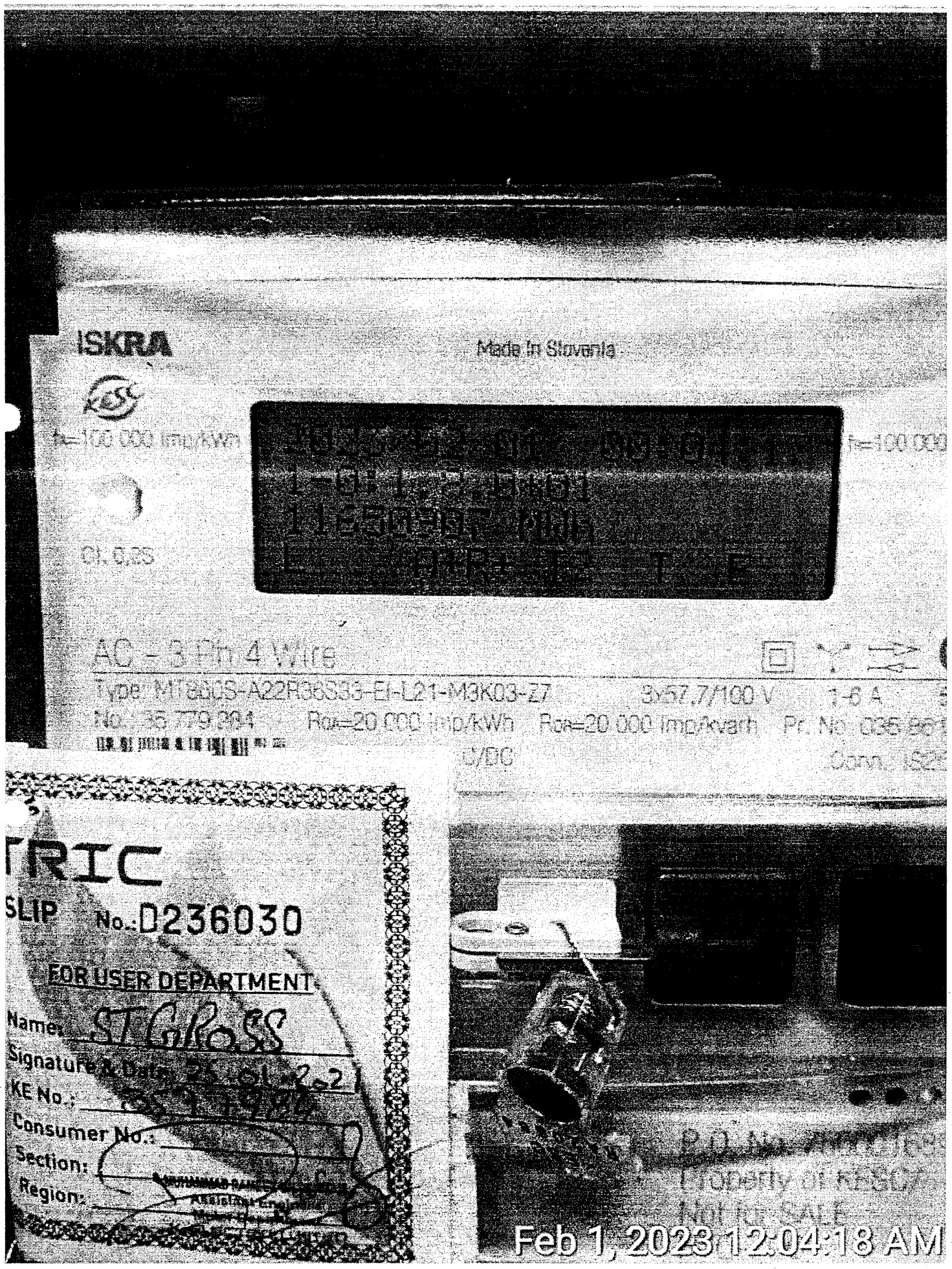
ISKRA
Made in Slovenia
AC - 3 Ph 4 Wire
Type: MT860S-A22R36S33-EI-L21-M3K03-Z7
3x57,7/100 V
1-6 A
TRIC
SLIP No.: D236030
FOR USER DEPARTMENT
Name: ST GROSS
Signature & Date: 25.01.2021
KE No.:
Consumer No.:
Section:
Region:
Property of KESC
Not for SALE
Feb 1, 2023 12:04:18 AM

# BQPS III

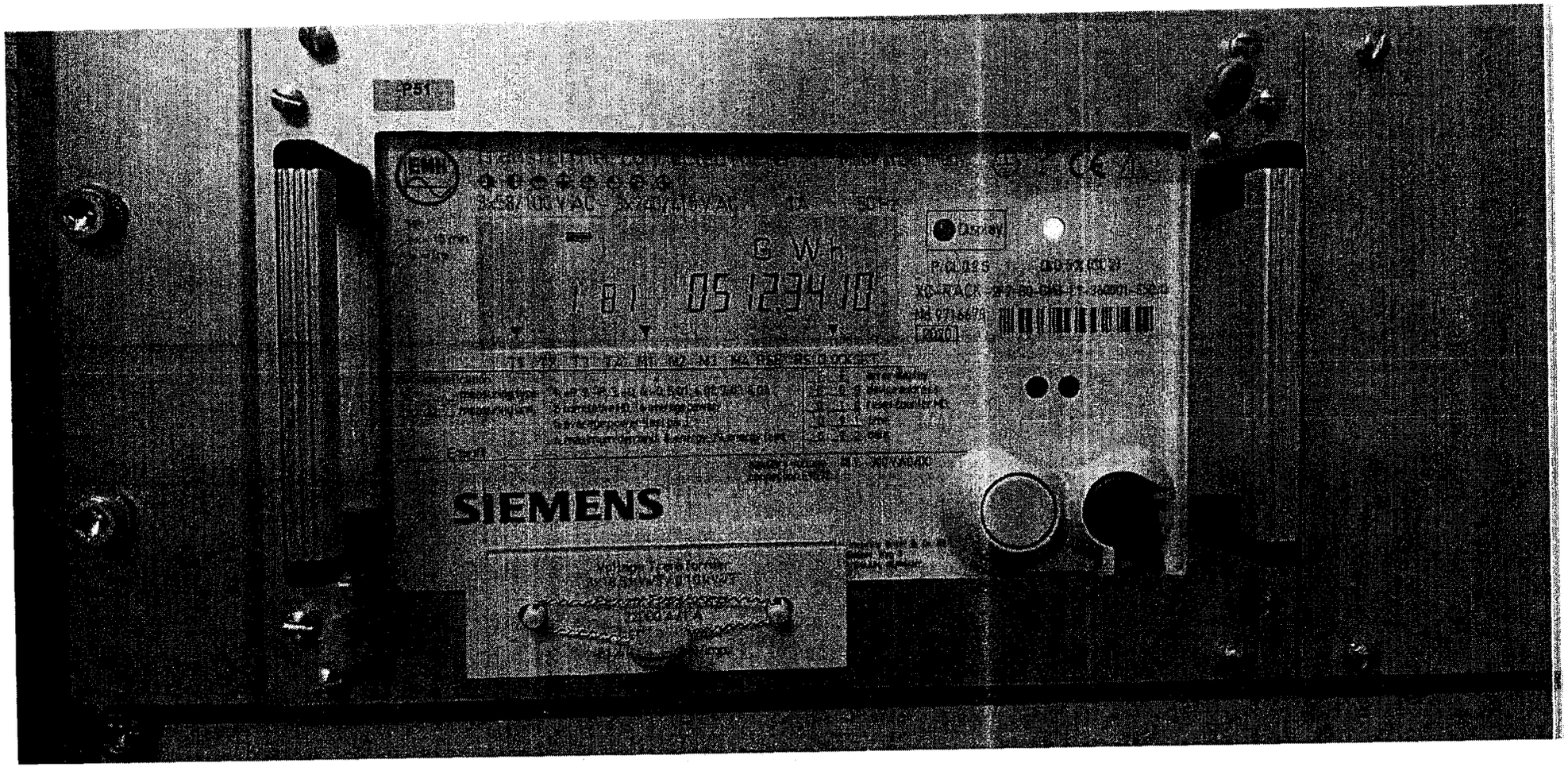


SIEMENS

KCCP


2023/02/01 00:01:03
1-0:1.8.0*255
2476527.4 MWh
L A+R+ T1 E
1
GT # 1 Generator
(1.8.0) (3.8.0)
GT-1 GROSS ENERGY METER
Old Switchgear Room
(GT-1 Turbine Control Panel, TCP)
S/No. 41507926


2023-02-01 00:02:37
1-0:1.8.0*255
1877985.5 MWh
A+R+ T1 T E
GT # 2 Generator
(1.8.0) (3.8.0)
GT-2 GROSS ENERGY METER
Old Switchgear Room
(GT-2 Turbine Control Panel, TCP)
S No. 41507869


GND
GND
GND
ISKRA
3
GT # 3 Generator
(1.8.0) (3.8.0)
GT-3 GROSS ENERGY METER
Old Switchgear Room
(GT-3 Turbine Control Panel TCP)
S.NO 41507800


2023-02-01 00:02:07
1-0:1.8.0*255
A+E+ T1 T E
GT # 4 Generator
(1.8.0) (3.8.0)
GT 4 GROSS ENERGY METER
Old Switchgear Room
(GT 4 Turbine Control Panel, TCP)
S.NO. 4n507874

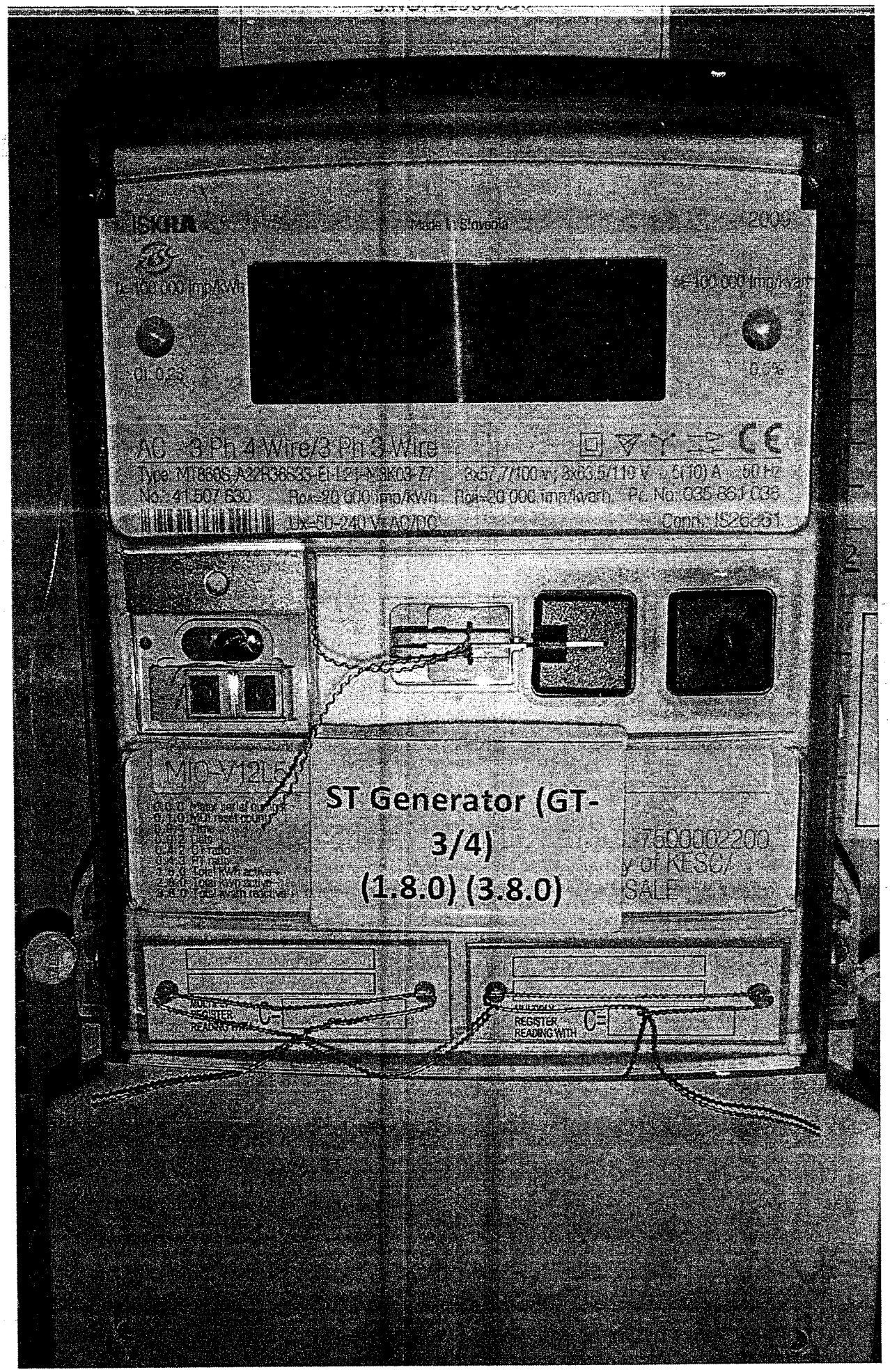
ISKRA
Made in Slovenia
2009
AC 3 Ph 4 Wire/3 Ph 3 Wire
MIC-V12L5
ST Generator (GT-3/4)
(1.8.0) (3.8.0)
REGISTER READING WITH


STG-1
ISKRA
2022/02/01 00:00:14
1-0:1.8.0*255
055854O.8 MWh
A+R- T2 E
NEW STG-B (GT-1/2) TCP (1.8.0) (3.8.0)
STG-1 GROSS ENERGY METER
REDMI NOTE 10 PRO
*** I M R A N ***
01/02/2023 00:00

# KGTPS




S1
S1
S1
REPORT

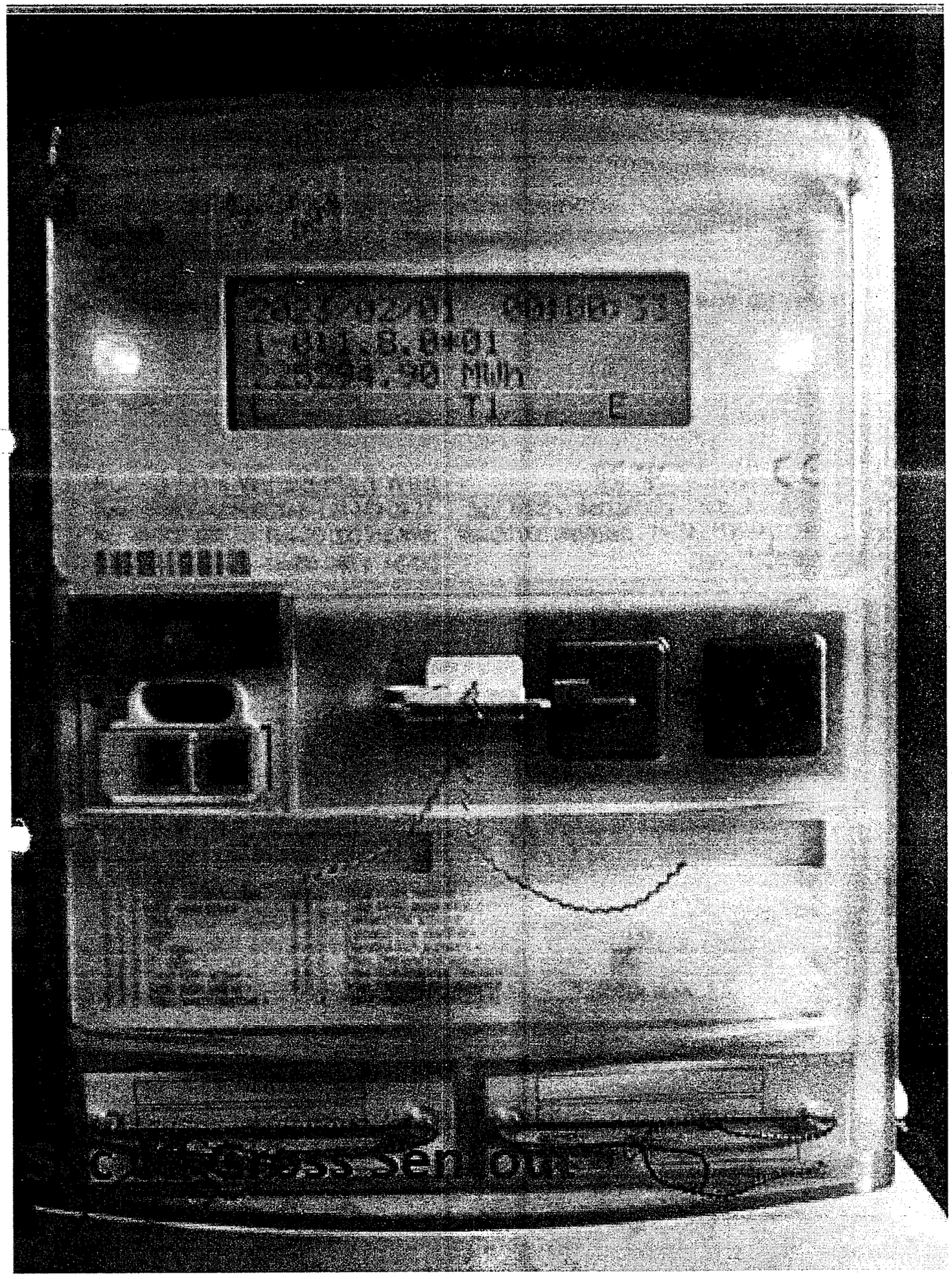


2023/02/01 00:00:04
1-0:2.8.0*01
002314.25 MWh
T1 E
AC - 3 Ph 4 Wire/3 Ph 3 Wire
Sec 02 IMPORT


2023/02/01 00:00:59
1-0:1.8.0*01
122677.97 MWh
L A R T1 E
Main-3


2023/02/01 09:50:23
1-0:2.3.0*01
00232.37 MWh
L A R T1 E

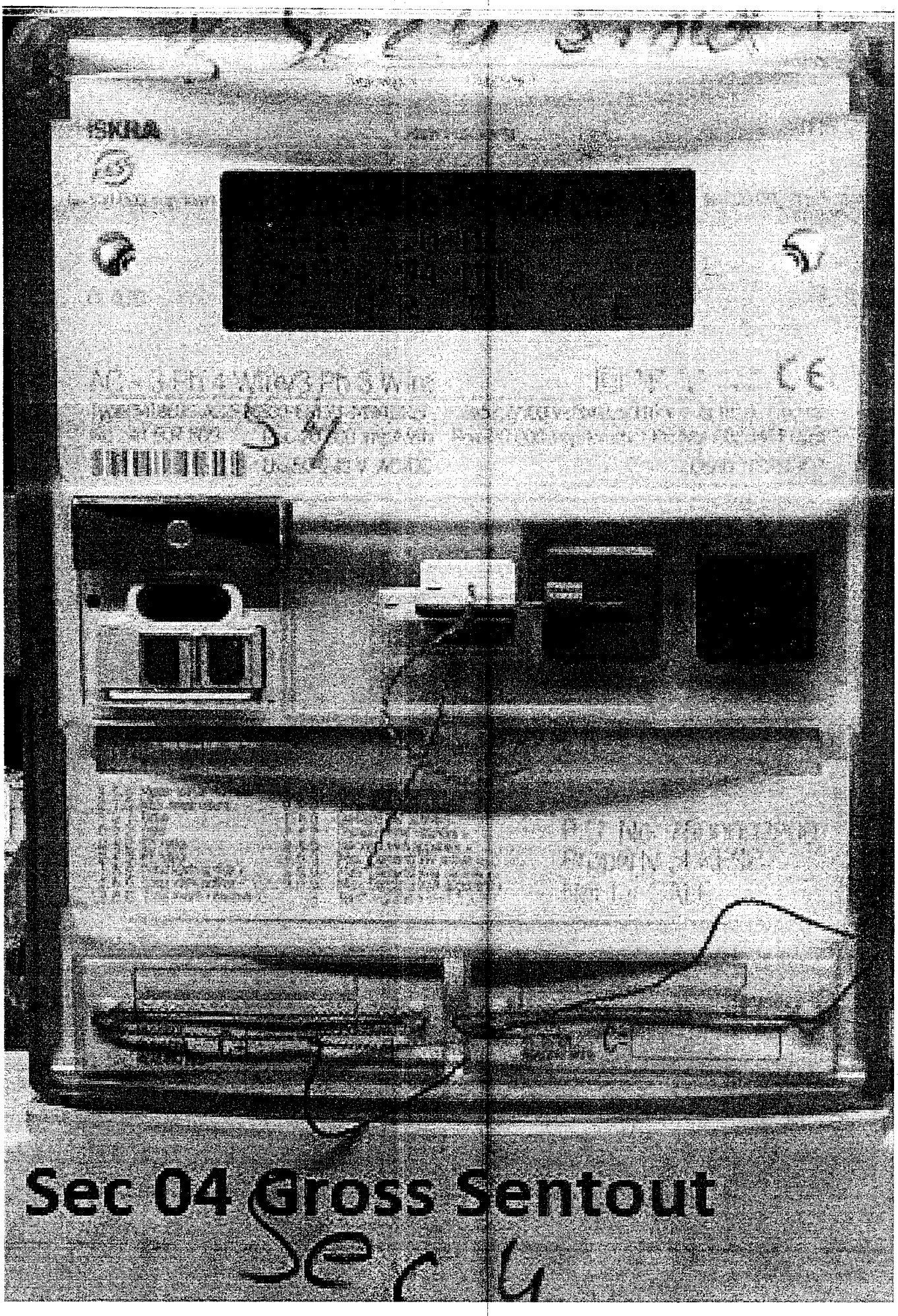
Sec 04 Gross Sentout

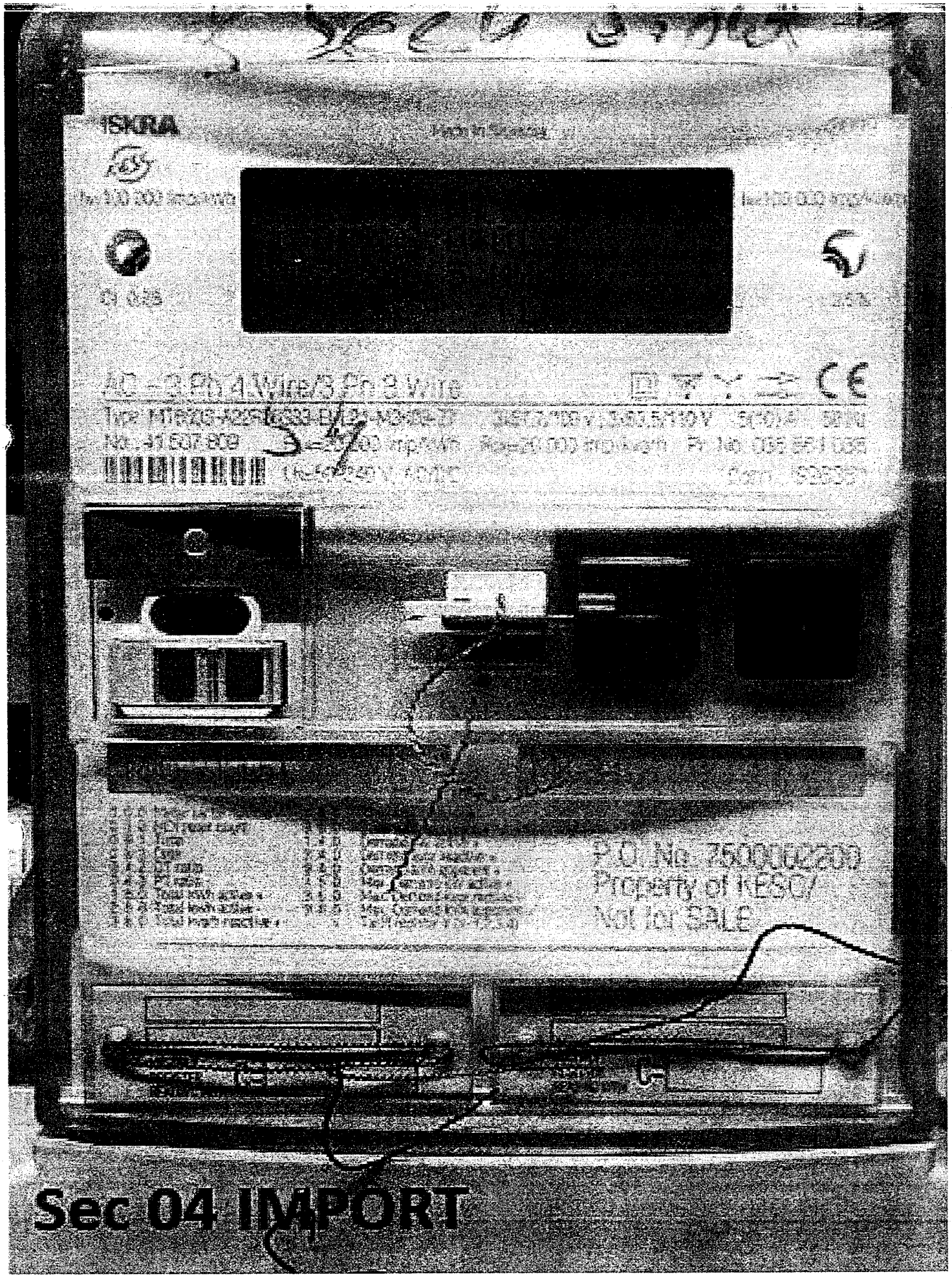


# Sec 04 IMPORT


ST Gross Sentout



ST IMPORT

BT 05



2023-02-01 00:01:44
1-0:2.8.0*01
844172.62 kWh
L H R T1 E


2023/02/01 00:00:06
1-0:2.8.0*01
157615.88 kWh
L T1 E

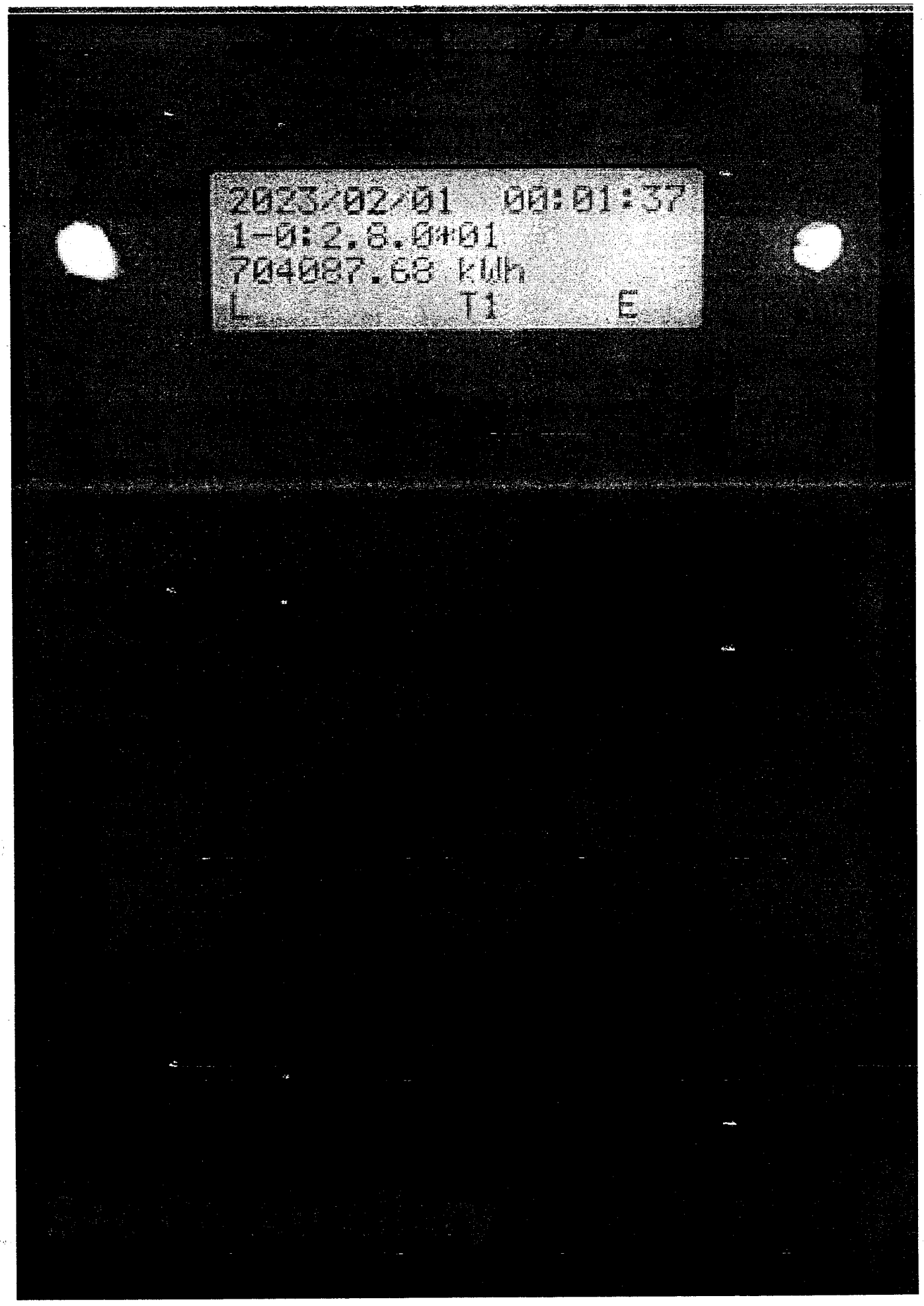
2023/02/01 00:01:37
1-0:2.8.0*01
704087.68 kWh
L T1 E


L A R T2 MT E
ST AUXILIARY

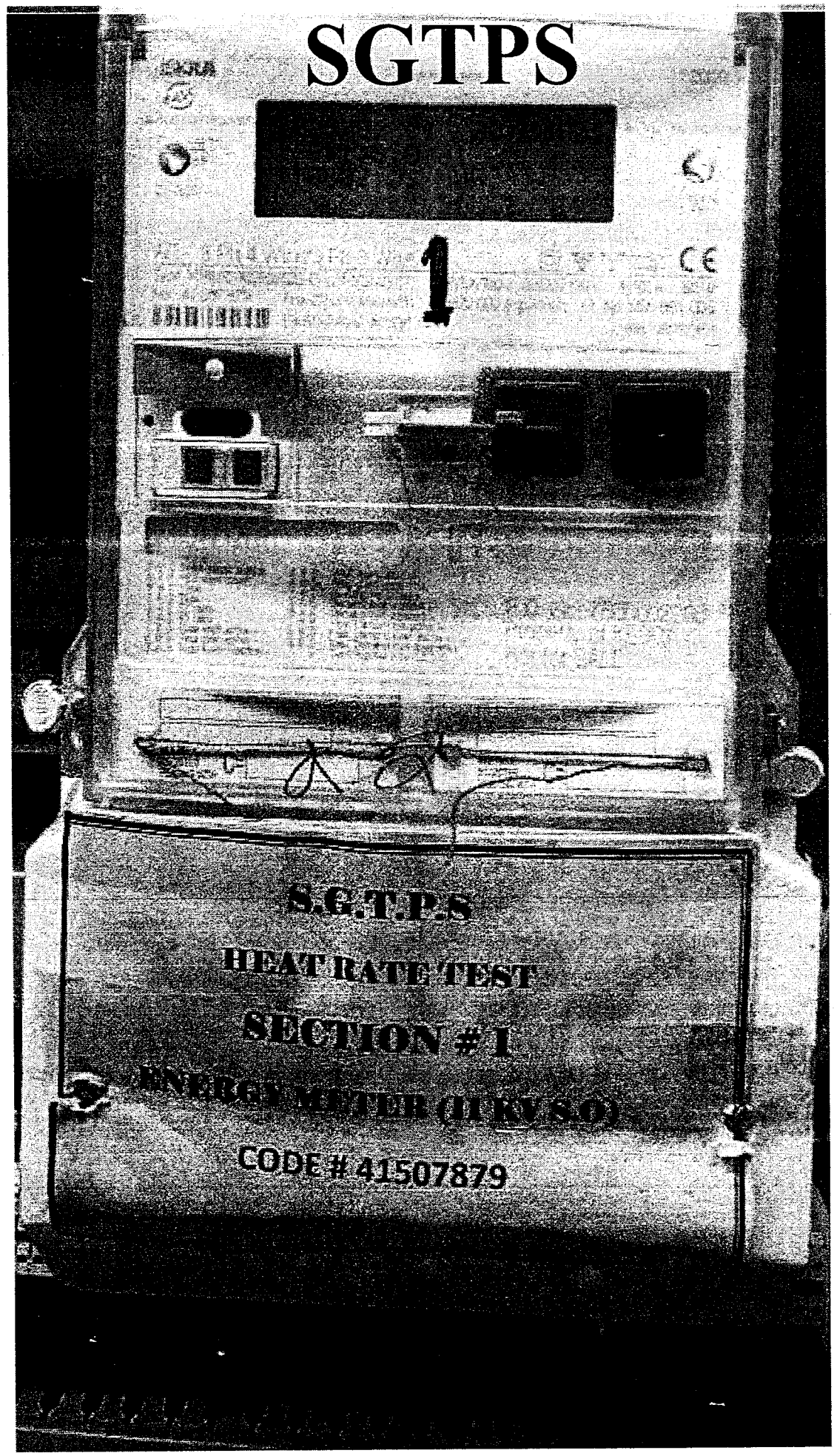
SGTPS
1
S.G.T.P.S
HEAT RATE TEST
SECTION # 1
ENERGY METER (11 KV S.O)
CODE # 41507879

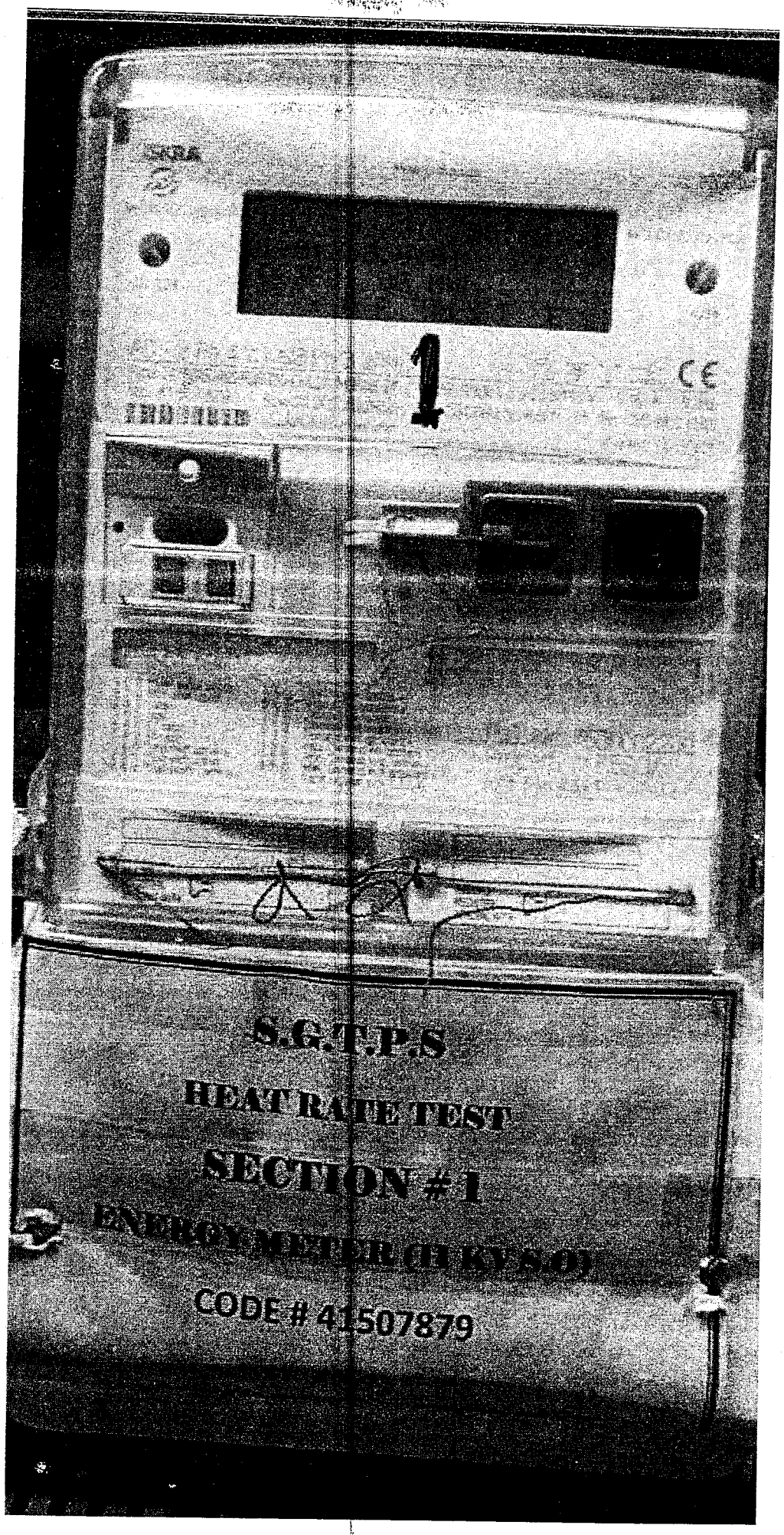
1
S.G.T.P.S
HEAT RATE TEST
SECTION # 1
ENERGY METER (11 KV S.O)
CODE # 41507879

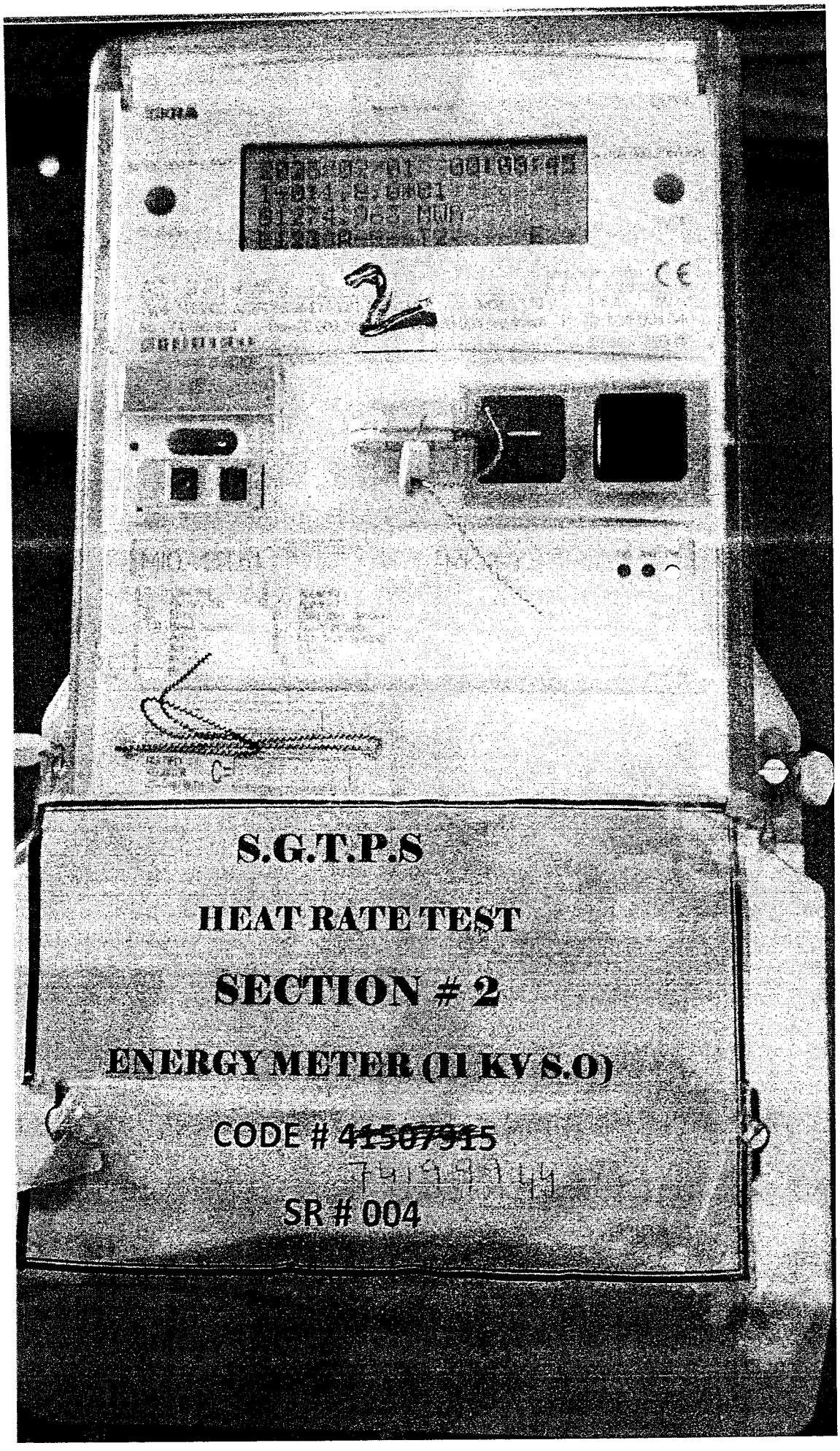
S.G.T.P.S
HEAT RATE TEST
SECTION # 2
ENERGY METER (11 KV S.O)
CODE # 41507915
SR # 004

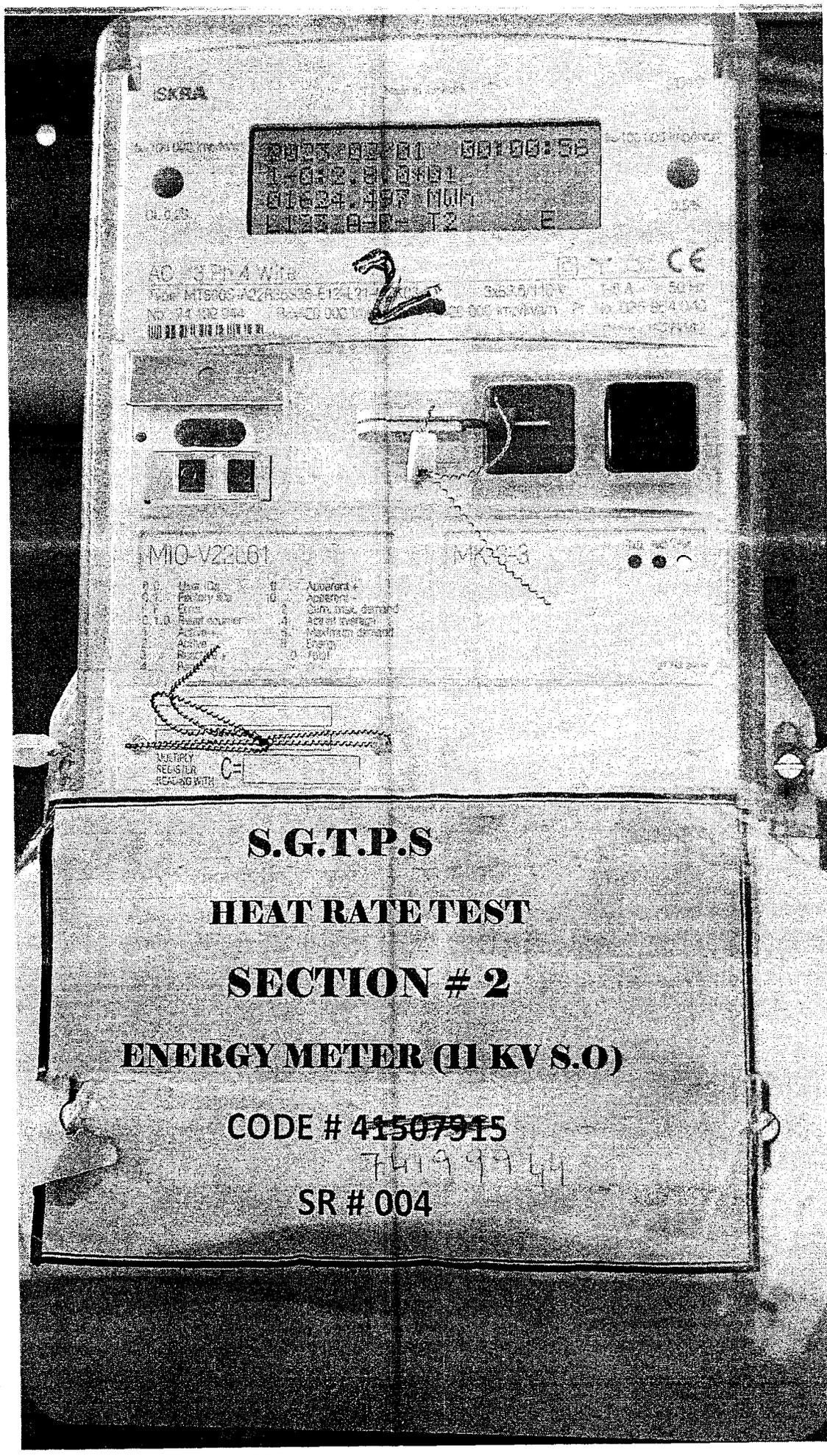
SKRA
MI0-V22L61
MK6S-3
S.G.T.P.S
HEAT RATE TEST
SECTION # 2
ENERGY METER (11 KV S.O)
CODE # 41507915
SR # 004

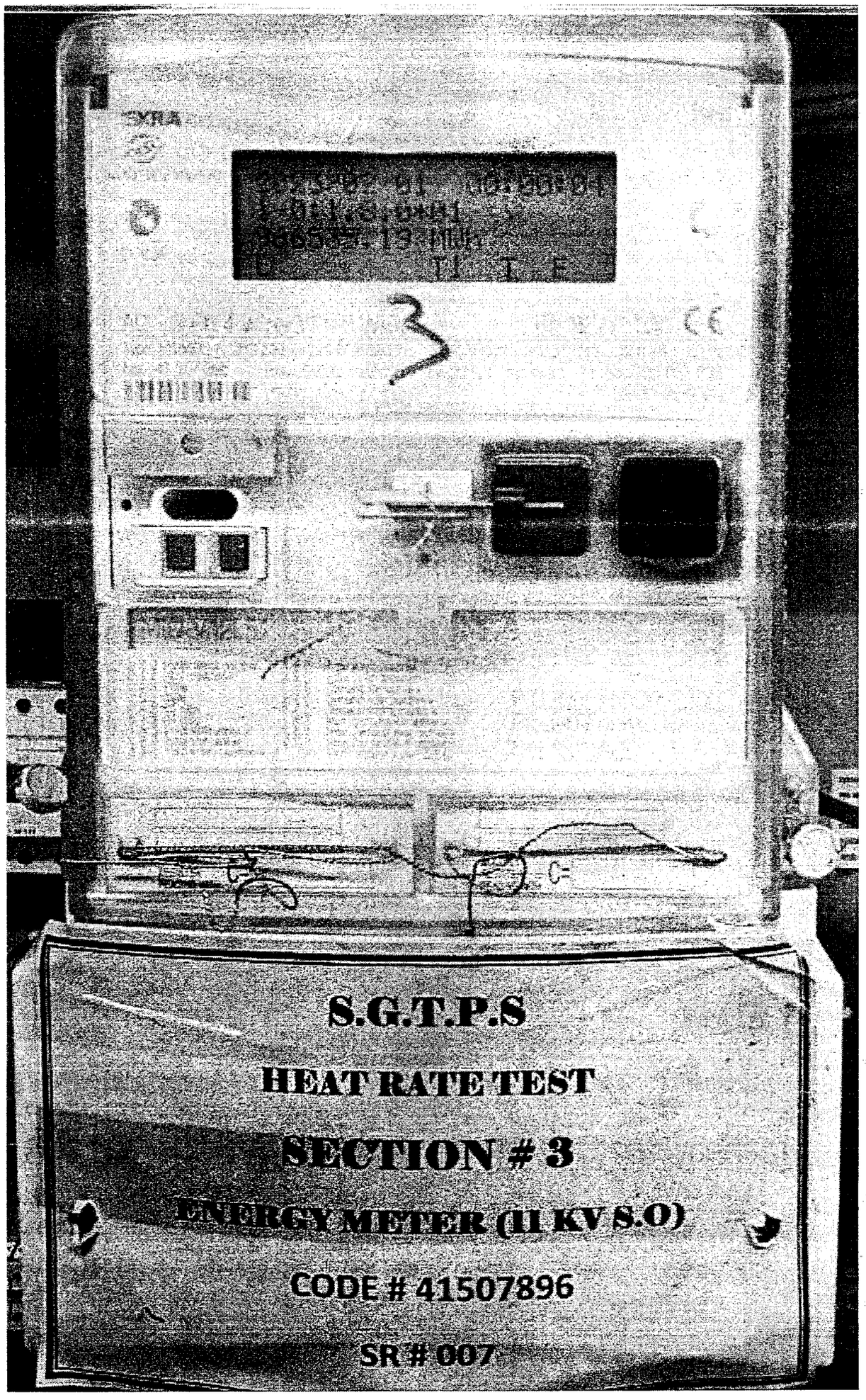
S.G.T.P.S
HEAT RATE TEST
SECTION # 3
ENERGY METER (11 KV S.O)
CODE # 41507896
SR # 007

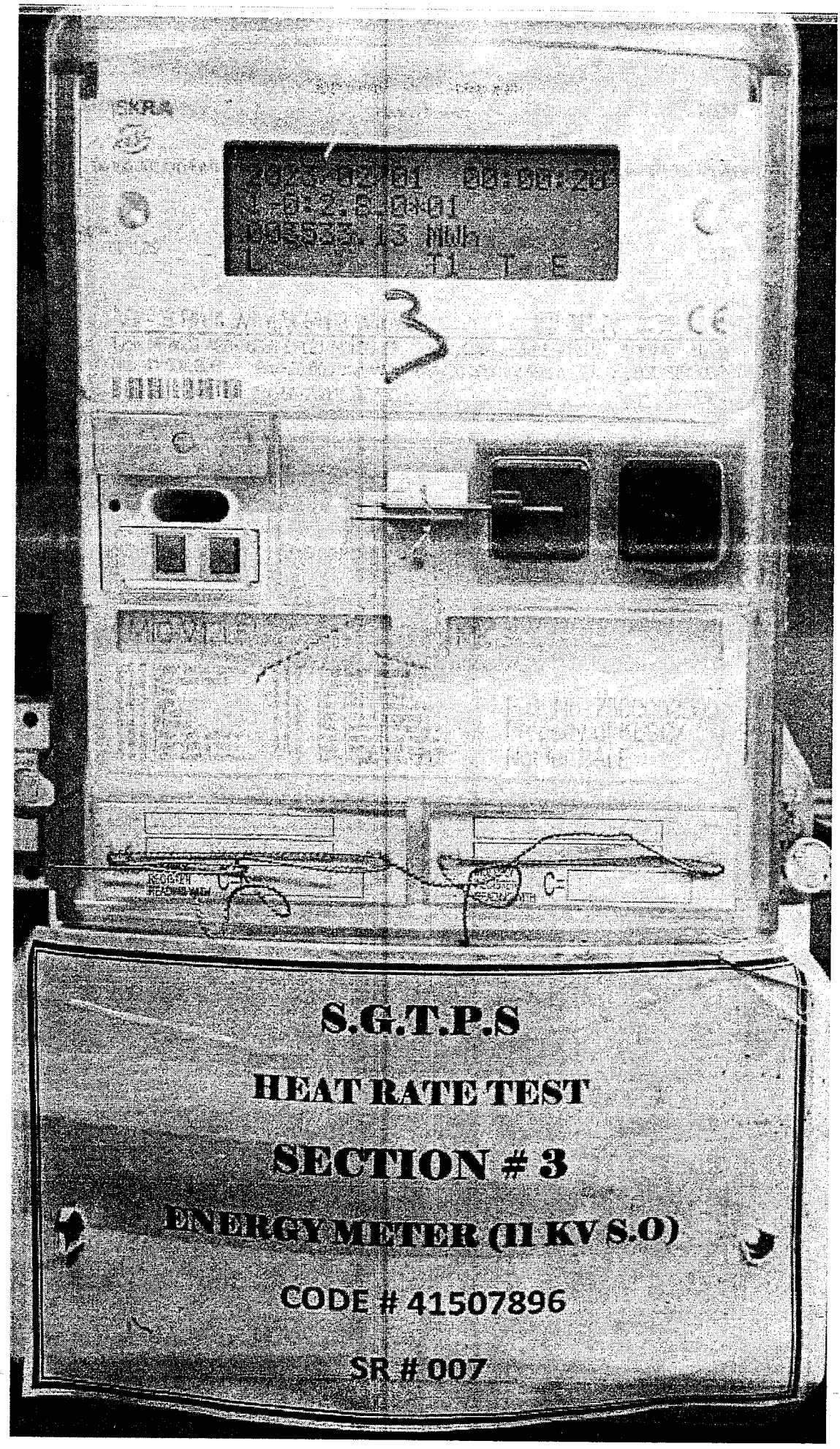
S.G.T.P.S
HEAT RATE TEST
SECTION # 3
ENERGY METER (11 KV S.O)
CODE # 41507896
SR # 007

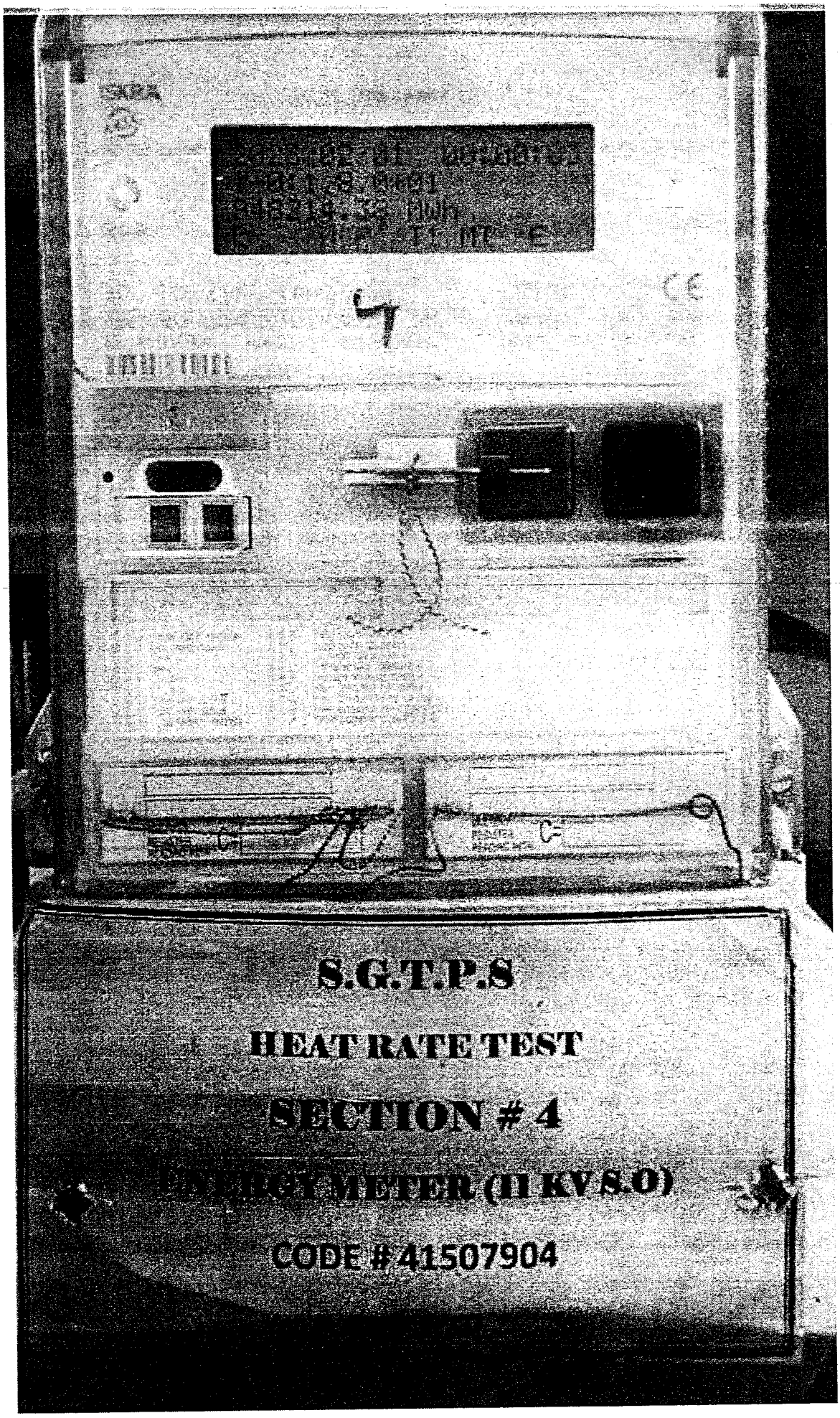
S.G.T.P.S
HEAT RATE TEST
SECTION # 4
CODE # 41507904

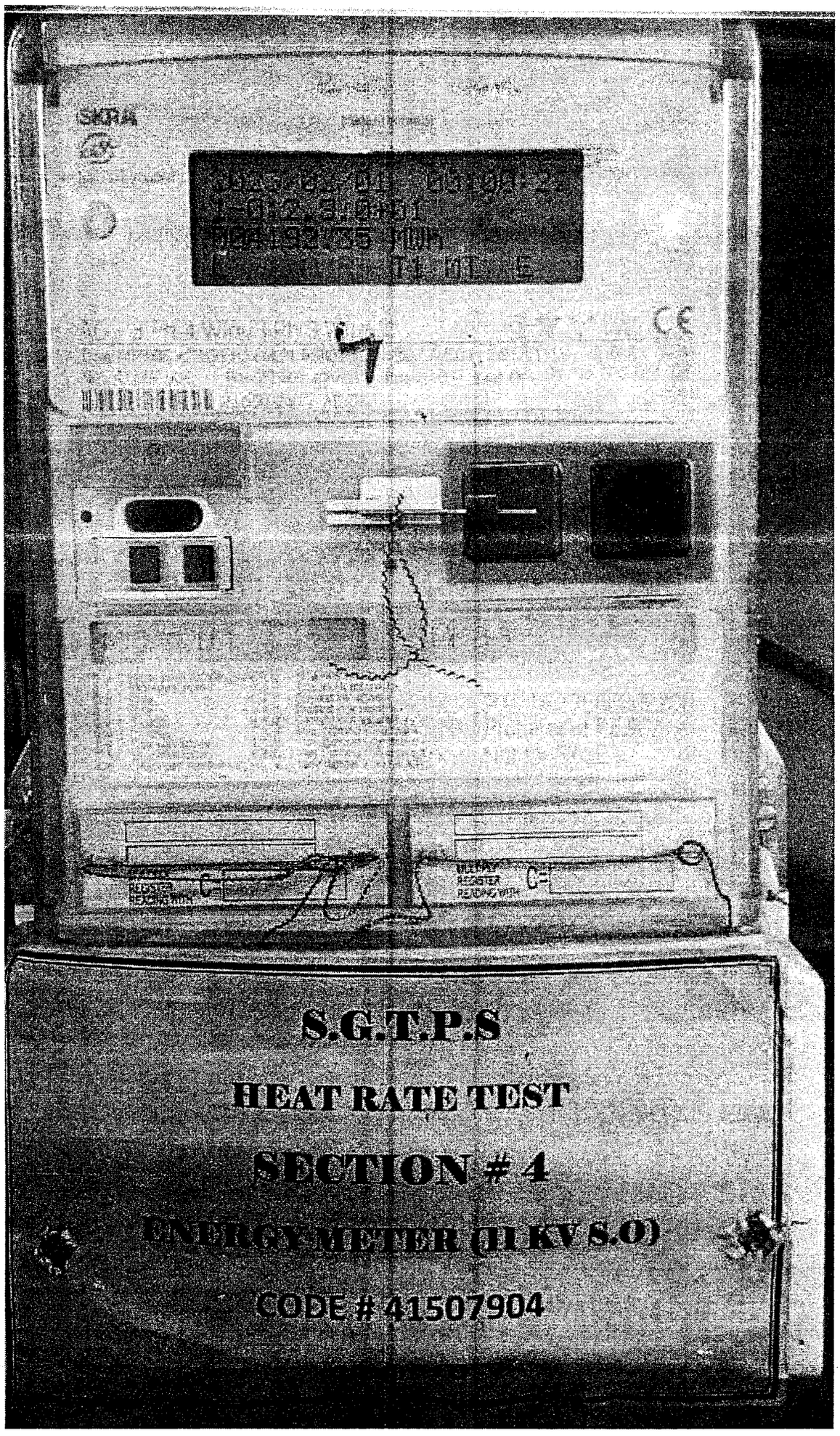
S.G.T.P.S
HEAT RATE TEST
SECTION # 4
ENERGY METER (11 KV 8.0)
CODE # 41507904


ST
Steam Turbine
K05 11KV
Energy Meter


ST
Steam Turbine
K05 11KV
Energy Meter


CE
S.I.F.P.S


27
S.G.T.P.S
HEAT RATE TEST
SECTION # 2
AUXILIARY ENERGY METER
CODE # 41507891

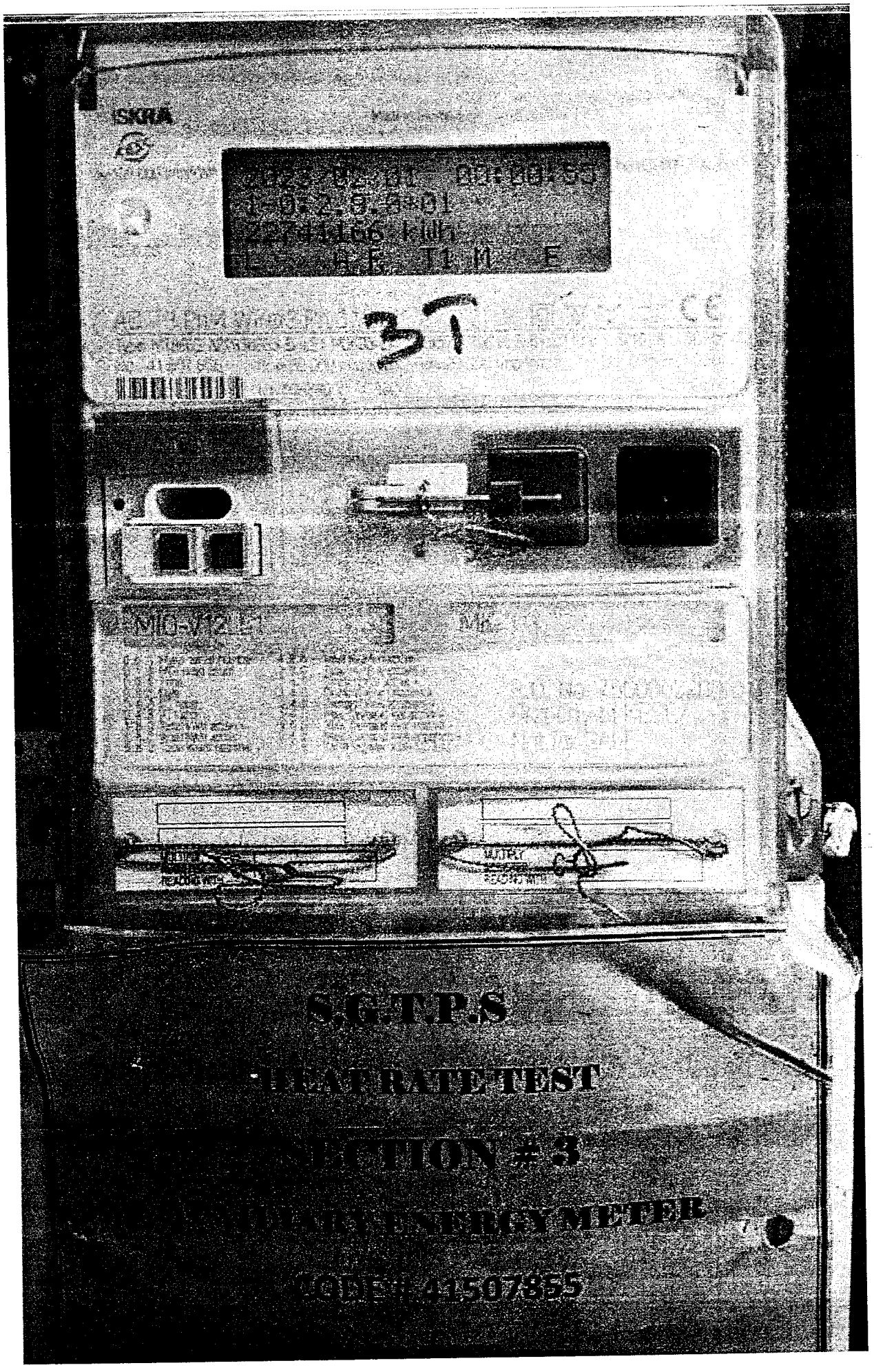
ISKRA
S.G.T.P.S
HEAT RATE TEST
SECTION # 3
ENERGY METER
MODEL 41507855


2023-02-01 00:00:54
1-0:2.8.0*01
27412586 kWh
L T1 M E
41
CE


STT
STT
Steam Turbine
AUX K03

| IPP | Counter Readings | | Generation | As per FCA Claim |
|---|---|---|---|---|
| | 1-Jan-23 | 1-Feb-23 | Jan-23 | |
| | MWh | | | |
| | A | B | C = B - A | |
| **SNPC** | | | | |
| Transformer 1 | 2,004,299 | 2,021,798 | 17,499 | |
| Transformer 2 | 1,643,802 | 1,661,502 | 17,700 | |
| | | | **35,199** | **35,199** |
| **Gul Ahmed** | | | | |
| Transformer 1 | 456,729 | 461,548 | 4,819 | |
| Transformer 2 | 410,416 | 414,595 | 4,179 | |
| Transformer 3 | 442,931 | 447,498 | 4,567 | |
| | | | **13,565** | **13,565** |
| **FPCL** | | | | |
| HTO 8030 | 74,227 | 88,445 | 14,218 | |
| | | | **14,218** | **14,218** |
| **Tapal** | | | | |
| Transformer 1 | 605,100 | 610,279 | 5,179 | |
| Transformer 2 | 602,889 | 609,415 | 6,526 | |
| Transformer 3 | 595,117 | 601,404 | 6,287 | |
| | | | **17,992** | **17,992** |
| **Lucky** | | | | |
| Transformer 1 | 3,019 | 3,019 | - | |
| | | | **-** | **-** |
| **Gharo** | | | | |
| Transformer 1 | 159,227 | 163,066 | 3,839 | |
| Transformer 2 | 161,668 | 165,531 | 3,863 | |
| | | | **7,702** | **7,702** |
| **IIL** | | | | |
| Meter | 23,701 | 23,811 | 109 | |
| | | | **109** | **109.20** |
| **ISL** | | | | |
| Meter 1 | 52,626 | 52,626 | - | |
| Meter 2 | 42,090 | 42,090 | - | |
| | | | **-** | **-** |
| **Lotte** | | | | |
| Transformer 1 | 7,593 | 8,418 | 825 | |
| Transformer 2 | 110,891 | 110,891 | - | |
| | | | **825** | **825** |

| IPP | Counter Readings | | Generation | As per FCA Claim |
|---|---|---|---|---|
| | 1-Jan-23 | 1-Feb-23 | Jan-23 | |
| **Oursun** | | | | |
| Transformer 1 | 172,699 | 176,096 | 3,397 | |
| Transformer 2 | 179,062 | 183,179 | 4,117 | |
| | | | **7,514** | **7,514** |
| **NTDC** | | | | |
| KDA - Import - Line 1 | (911,000) | (911,000) | - | |
| KDA - Export - Line 1 | 5,519,802 | 5,615,017 | 95,215 | |
| KDA - Import - Line 2 | (1,179,085) | (1,179,085) | - | |
| KDA - Export - Line 2 | 5,741,504 | 5,835,041 | 93,537 | |
| NKI - Import - Line 1 | (1,419) | (1,419) | - | |
| NKI - Export - Line 1 | 22,312,268 | 22,553,043 | 240,775 | |
| NKI - Import - Line 2 | (1,244) | (1,244) | - | |
| NKI - Export - Line 2 | 22,608,633 | 22,852,669 | 244,036 | |
| | | | **673,563** | **673,563** |


HTO-6016
Samsung Quad Camera
Shot with my Galaxy A21s


No.: D162713
SLIP
Name:
Signature & Date:
KE No.:
Consumer No.:
Section:
Region:
FOR USER DEPARTMENT
HTO-6018
PVT
Samsung Quad Camera
Shot with my Galaxy A21s

# GUL AHMED



# Transformer # 02

# (Main)

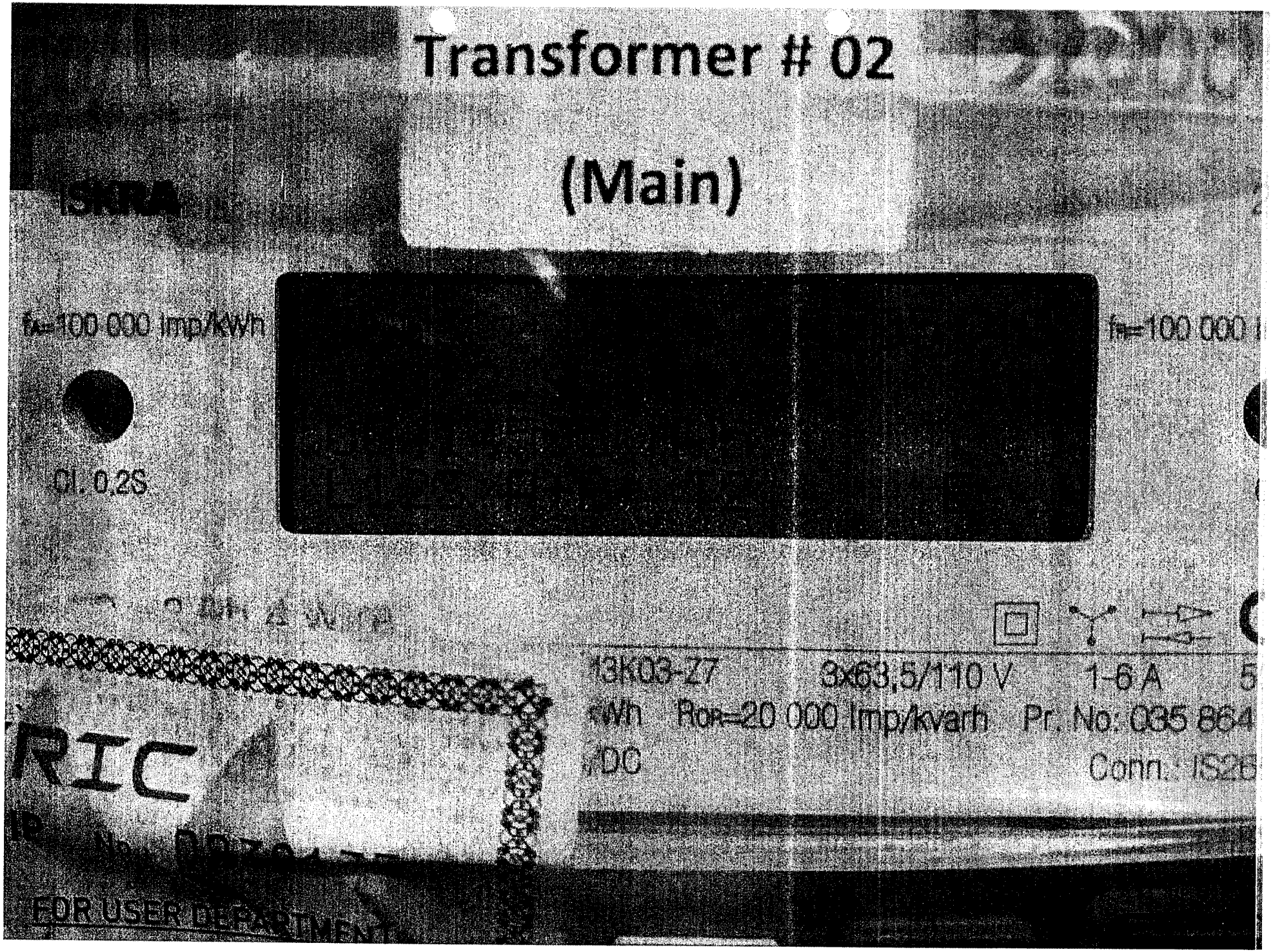

# Transformer # 03

# (Main)

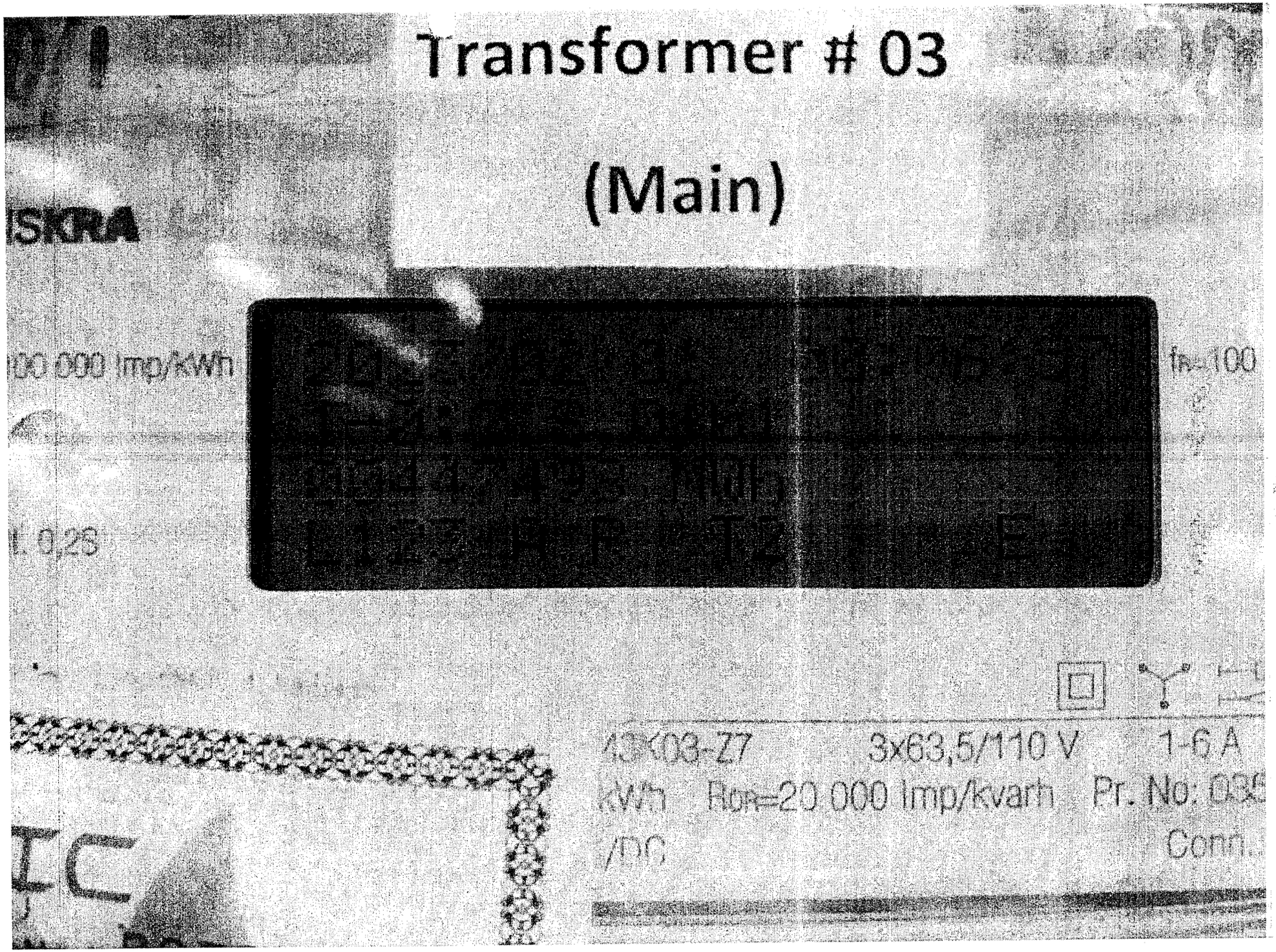


#21
MWH+MVARH
METER FOR
ISKRA
AC - 3Ph 4 Wire
FOR USER DEPARTMENT
HTO-8030
Changed on 22/10/2022

# TAPAL




K.E Main Energy Meter # 02
(HTO 7996)
2023-02-01 00:05:30
1-0:2.8.0*01
00609415 MWh
L123 A4 T2


K.E Main Energy Meter # 03
(HTO 7997)

# LUCKY

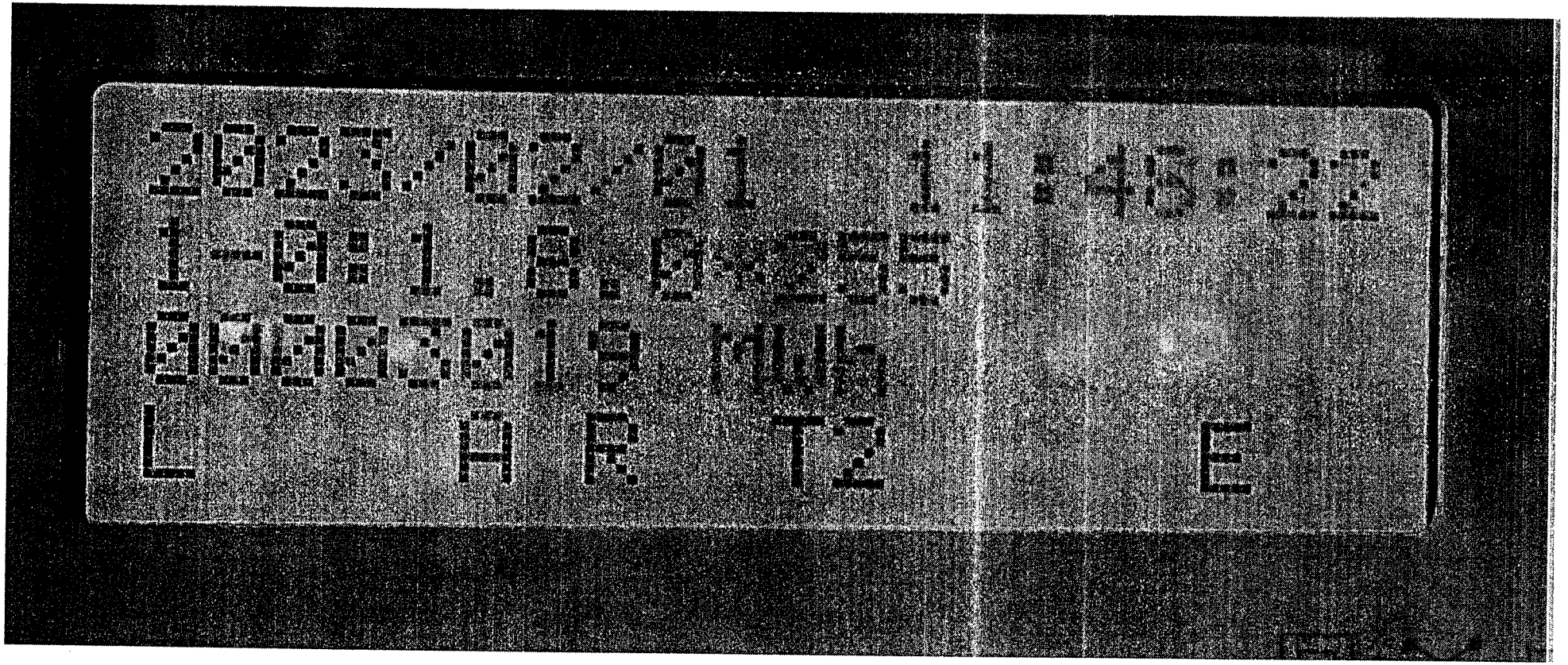


GEARO
MAIN
ISKRA
23-02-01 00:04:51
1-0:1.8.0*255
00163066 MWh
L123 P3-R- T2 E
AC 3 Ph 4 Wire
HTO-8237
MAIN


23-02-01 00:05:10
1-0:2.8.0*255
00165531 MWh
L123 A+ T2
CE
HTO-8239


IIL
TYPE AINRTAL
CL 0.2S
No.
Name
Signature & Date
TYPE AINRTAL
No.

# ISL


AG-3 Ph 4 Wire
CM-u-3
adims
The Karachi Electric Supply Company Ltd.
No. C226196
No. C226196
WARNING
No. 0221223
FOR USER DEPARTMENT
Fu
KE
CM-v-3
adims
7
K-ELECTRIC
No. 0240007
METER SECURITY SLIP
No. 0240007


3 Ph 4 Wire
Cl: 0.5S
CM-u-3
dlms
K-ELECTRIC
METER SECURITY SLIP
WARNING


LOTTE
PTA-1
ISURA
CE
FOR USER DEPARTMENT


25-06-2018
PTA-2
SLIP
Name
Signature & Date
AE No
Consumer No
Region
FOR USER DEPARTMENT

# OURSUN




FOR USER DEPARTMENT
Name:
Signature & Date:
Section:
Region:
HTO-7906

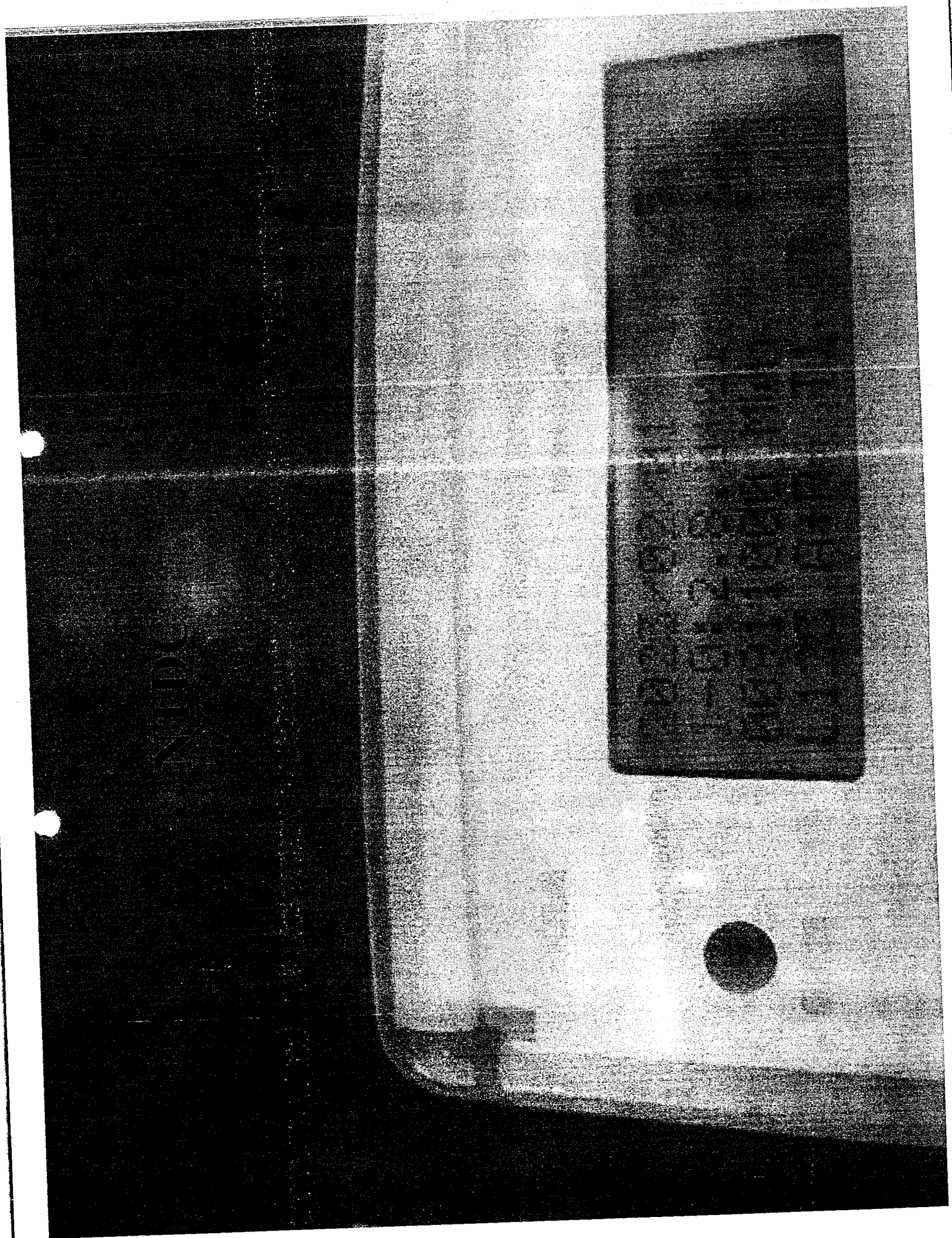

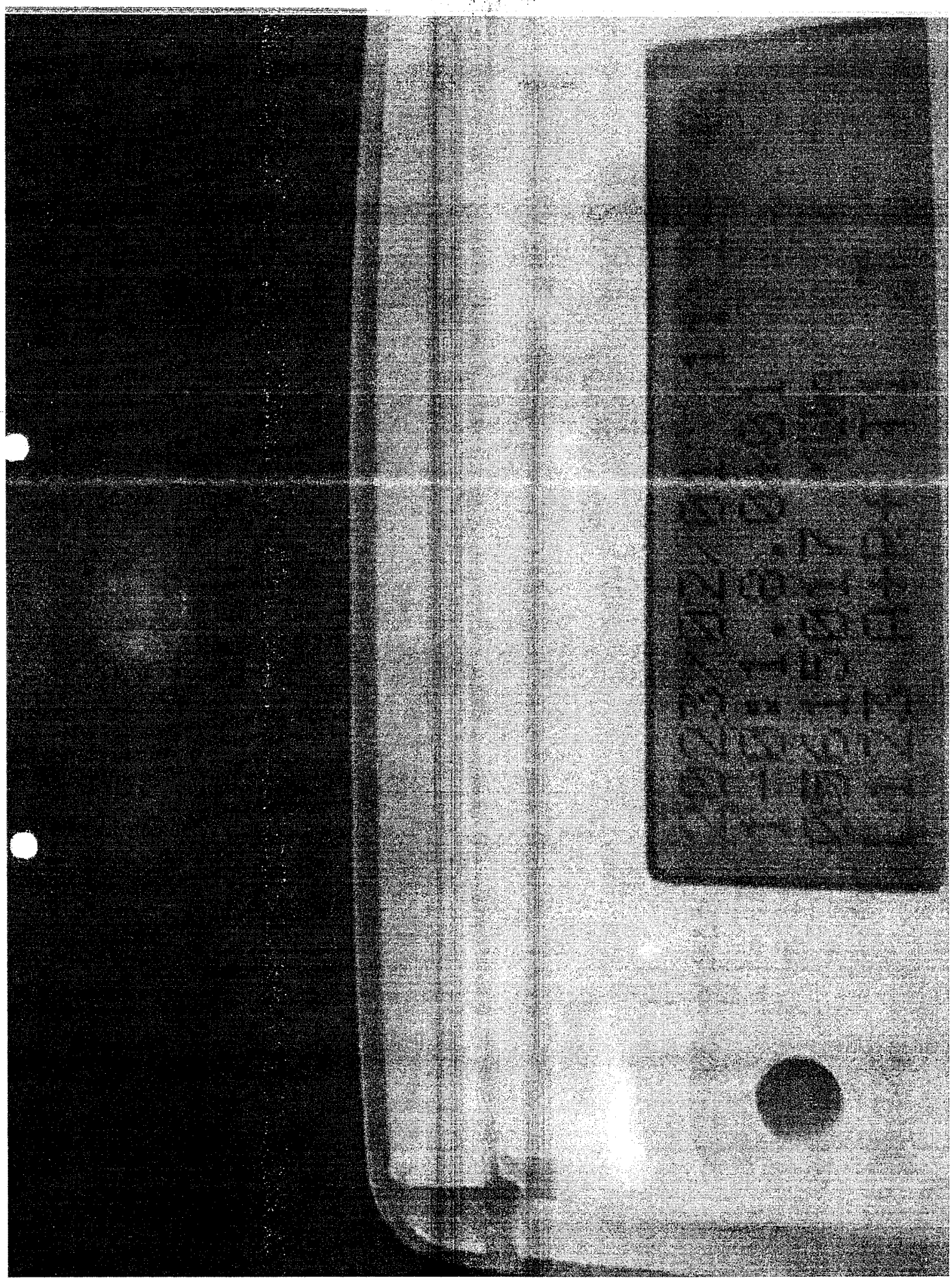

D26062


M-2
REC
D206062


ISKRA
AC - 3 Ph 4 Wire
EI-M3K03
3x63/110 V
AC/DC
RIC TH1
No.: D206059

No. D20659


Made in Slovenia
Wire
3x63/110 V
T-2
0206060


ISKRA
Made in Slovenia
RIC T-2

| | SNPC | | | | | | | | | |
|---|---|---|---|---|---|---|---|---|---|---|
| | Trafo-1 HTO-5497 [mwh] | Trafo-2 HTO-5499 [mwh] | SNPC-I Generation (mwh) (Company Meters) | Trafo-3 HTO-5501 [mwh] | Trafo-4 HTO-5502 [mwh] | SNPC-II Generation (mwh) (Company Meters) | Total SNPC-I&II Generation (mwh) | KDA Line-1 HTO-6016 [mwh] (Power Purchasr Meter) | KDA Line-2 HTO-6018 [mwh] (Power Purchaser Meter) | Total KDA End import (mwh) (Power Purchaser Meters) |
| **01-Jan-23** | 1,061,315 | 821,811 | 1,883,126 | 816,266 | 1,023,478 | 1,839,744 | **3,722,870** | 2,004,299 | 1,643,802 | **3,648,101** |
| **01-Feb-23** | 1,068,949 | 831,845 | 1,900,794 | 826,445 | 1,031,188 | 1,857,633 | **3,758,427** | 2,021,798 | 1,661,502 | **3,683,300** |
| **01st Jan to 31st Jan, 2023** | 7,634 | 10,034 | 17,668 | 10,179 | 7,710 | 17,889 | **35,557** | 17,499 | 17,700 | **35,199** |
| Self Consumption Units Adjustment | | | - | | | - | - | | | |
| **Total upto 01st Jan to 31st Jan, 2022** | | | **17,668** | | | **17,889** | **35,557** | | | **35,199** |
| | | | | | | | | | Total Loss | 358 |
| | | | | | | | | | Total Loss (%) | **1.01%** |

| | |
|---|---|
| SNPC-I weightage (T1 & T2 %age output w.r.t total output ) | 49.69% |
| SNPC-II weightage (T3 & T4 %age output w.r.t total output) | 50.31% |

| | |
|---|---|
| Total Line loss | **1.01%** |
| **SNPC I** | |
| Line Loss share for SNPC 1 | **178** |
| 2 % Line loss allowed for SNPC 1 | **353.36** |
| Total energy units to be paid - As per KDA Meters (SNPC 1) (KWh) | 17,490,113 |
| Line loss to be paid - SNPC 1 @ 2% > actual Loss (KWh) | 177,887 |
| **Total payment due for Units** | **17,668,000** |
| **SNPC II** | |
| Line Loss share for SNPC 2 | **180** |
| 2 % Line loss allowed for SNPC 2 | **357.78** |
| Total energy units to be paid - As per KDA Meters (SNPC 2) (KWh) | 17,708,887 |
| Line loss to be paid - SNPC 2 @ 2% > actual Loss (KWh) | 180,113 |
| **Total payment due for Units** | **17,889,000** |

HTO-5497


4 Wire
C/L
D154223
Date
SER DEPARTMENT
HTO-5499


4-Wire
HTO-5501


HTO-5502


Samsung Quad Camera
Shot with my Galaxy A21s


23-02-01 00:40:21
1-0:2.8.0*01
01661502 MWh
L123 A-R- T2 M
No.: D162713
SLIP
Name:
Signature & Date:
KE No.:
Consumer No.:
Section:
Region:
FOR USER DEPARTMENT
HTO-6018
REGISTER
READING WITH
PVT
28/3
106969
Samsung Quad Camera
Shot with my Galaxy A21s