

Date: 31st December 2021

The Registrar
National Electric Power Regulatory Authority
2nd Floor, OPF Building, Sector G-5/2
Islamabad.

Subject: Application for Generation License for 4,793.18 kWp

Dear Sir,

I, Murtazain Nasser, Director, being the duly authorized representative of GSolar Power (Private) Limited by virtue of Board Resolution dated 30th December, 2021 hereby apply to National Electric Power Authority for the Grant of Generation License to GSolar Power (Private) Limited pursuant to section 14B of the Regulation of Generation, Transmission and Distribution of Electric Power Act, 1997.

I certify that the documents-in-support attached with this application are prepared and submitted in conformity with the provisions of the National Electric Power Regulatory Authority Licensing (Application, Modification & Cancellation Procedure) Regulations, 2021 and undertake to abide by the terms and-provisions of the above-said regulations. I further undertake and confirm that the information provided in the attacheddocuments-in-support is true and correct to the best of my knowledge and belief.

A BANK DRAFT in sum of Rupees PKR. 326,728/- Rs. Three Hundred & Twenty-Six Thousand, Seven Hundred & Twenty-Eight only, being the non-refundable license application fee calculated in accordance with Schedule II to the National Electric Power Regulatory Authority Licensing (Application/Modification & Cancellation Procedure) Regulations, 2021 is also attached herewith in Annexure A.

A BANK GUARANTEE of Rupees PKR. 101,735/- Rs. One Hundred and One Thousand, Seven Hundred and Thirty-Five only, equivalent to the annual license fee for two years, as required pursuant to Regulation 3(8) of the National Electric Power Regulatory Authority Licensing (Application, Modification & Cancellation Procedure) Regulations, 2021 is also attached herewith in Annexure B.

The application is filed in triplicate with all annexure appended with each set of the application.

Sincerely,


Murtazain Nasser
Director, GSolar Power (Private) Limited

GSOLAR POWER (PRIVATE) LIMITED
13-C, Ittehad Commercial Lane 7, DHA Phase VI, Karachi - 75500
Tel: +92 21 35170711-22 Website: www.gsolar.pk Email: Info@gsolar.pk

THE GENERATION LICENSE APPLICATION

1. Applicant's Company Profile

- 1.1.** GSolar Power (Private) Limited (the "Applicant Company"), is registered vide Registration No. 0181198 dated 06 August 2021 under the Companies Act, 2017. The copy of certificate of incorporation is attached herewith as **Annexure - D**. The copy of Memorandum & Articles of Association is attached herewith as **Annexure - E**.
- 1.2.** The registered office of the Applicant Company is situated at "13 C, Ittehad Commercial Lane 7, DHA Phase VI, Karachi".
- 1.3.** The Applicant Company is required to submit the annual return to the Registrar of Companies pursuant to section 130(1) of the Companies Act, 2017 on the date of AGM. The first AGM of the applicant Company will be held by the end of August 2022 since 31st December 2021 is the first financial year end of the Applicant Company.
- 1.4.** The Applicant Company has financial strength to meet with the requirements of the Project. The unaudited financial statements of the Applicant Company from September to November, 2021, and summarized audited financial statements of 2020 and unaudited financial statements of 2021 of the sister company GSolar (Private) Limited are presented as **Annexure - J**. The Cash & Balance Certificate of GSolar Power (Private) Limited is presented in **Annexure U**.
- 1.5. Directors**
- 1.5.1. Mr. Murtazain Nasser
- 1.5.2. Mr. Maaz Mashkoor
- 1.6. Auditors**
- Yousuf Adil Chartered Accountants are the statutory auditors of the Applicant Company.
- 1.7. Form 2**
- Form 2 of the company is attached herewith as **Annexure – F**.
- 1.8.** The list of the directors of the Applicant Company is provided hereunder: -

Name	Designation
Murtazain Nasser	Director
Maaz Mashkoor	Director

1.9. Brief introduction of the above-named officials is as follows:

- 1.9.1. Murtazain Nasser** - Experienced Managing Director with a demonstrated history of working in the real estate industry. He graduated from McGill University, Canada, and completed his MBA from The George Washington University School of Business. He is a strong business development professional skilled in Business Planning, Analytical Skills, Risk Management, Managerial Finance, and Entrepreneurship.
- 1.9.2. Maaz Mashkoor** - Maaz currently works in business development at Vitol Group, based out of Dubai, and oversees the group's investments in the region. He was previously working as manager strategy at Engro Corp, one of the largest private sector business houses of the country. Before that he worked for large and prestigious business houses in the Middle East such as the National Investor as well as Abu Dhabi Capital Group. Maaz holds a Bachelor's degree from University of Toronto and an Executive Master in Finance from INSEAD.
- 1.10.** The curriculum vitae of key personnel are given in **Annexure - K** while the profile showing experience of the Applicant Company and its sister concern is attached as **Annexure - L**.

2. Rationale & Business Model

2.1. Rationale

- 2.1.1.** It is a common knowledge that availability of electricity in any country has direct effect on its economic and social factors and therefore, in order to measure the affluence of a society, the per capita energy consumption is used as an index to determine its energy sufficiency.
- 2.1.2.** Pakistan is a country where more than 144 million people have unreliable power, and the rest have no electricity connection at all. Pakistan's cost of electricity is one of the highest in the region at 12.56 cents per unit as opposed to comparable nations such as Bangladesh and Vietnam where the rate is 5.49 or 6.89 cents per unit respectively.
- 2.1.3.** Although Pakistan has set up natural gas plants recently, a large part of these is based on imported LNG which is expensive. In these circumstances, the use of solar power in Pakistan is quite an attractive alternative mode of generation of electric power. Further, its use does not require refining, transporting and conveying fuels and power over long distances. Moreover, solar power does not create pollution.
- 2.1.4.** Naturally, Pakistan is located in the Sunny Belt and can take advantage of its ideal situation for utilization of solar energy. The country potential for solar generation is beyond doubt as it has high solar irradiation and enough space for installation of generation system those are ideal for PV and other solar energy applications.
- 2.1.5.** Villages and other areas which are away from grid or distribution system of utilities can also benefit from solar power generation which will also save the extra cost of laying the system and the losses.
-

2.2. Business Model

- 2.2.1. The Applicant Company intends to sell electricity to residential, commercial, industrial and agricultural entities (Buyers) through its owned complete on-grid solution of electricity based on solar power (Generating Facilities) under the long-term Power Purchase Agreements (PPAs)
- 2.2.2. In this regard, the Applicant Company has conducted financial analysis and found this model to be financially workable if there are long term contracts involved. The Company will therefore, plan, design, procure material, construct, install, operate and maintain Generating Facilities at sites of the Buyers.
- 2.2.3. The Applicant Company shall provide product of the Generation Facility to the Buyers on terms and conditions as agreed between the Parties so as to recover the cost of investment, working capital, operation and maintenance cost with reasonable rate of return on basis of actual delivery of electricity while taking the risk of shortfall in generation on account of reduction in solar irradiation at its own.
- 2.2.4. The Applicant Company shall install Generation Facility at the site of the Buyer and understands that the activity of generation and sale of electricity shall take place within the same premises without crossing any other property or requiring the use of transmission or distribution lines.
- 2.2.5. The electricity generated through the Generation Facility of the Applicant Company shall be fed directly into the Distribution Panel of the Buyer and in no case shall be fed or exported to the distribution system of a utility company.
- 2.2.6. The electricity generated through the Generation Facility of the Applicant Company shall be less than the total demand of the Buyer hence it will not be a replacement for the relevant utility company but only a partial augmentation.

3. Technical Overview

3.1. Technology

- 3.1.1. The electricity shall be generated by use of PV Panels to be installed at the premises of the Buyer and will be supplied directly to the Distribution Panel of the Buyer(s).
 - 3.1.2. The Solar PV system will operate in grid interactive / grid tied mode. The grid-tie inverter will be used that will convert direct current (DC) electricity into alternating current (AC) with built in ability to synchronize with a utility line to supplement the electricity required by the buyer from the distribution company.
 - 3.1.3. Grid-tie inverters are also designed to quickly disconnect from the grid if the utility grid will go down and it will ensure that in the event of interruption of electricity from utility, the grid tie inverter will shut down to prevent the energy flow back in the distribution system of the utility. Grid interactive system will supplement utility supplied energy to building or facility.
 - 3.1.4. The PV System output will be designed in a manner that it will always be less than the premises load and there will be no export to the utility company's grid.
-

3.1.5. In case the Buyer, subject to NEPRA's permission and agreement with the utility company, opts to export excess electricity to the distribution system through net metering arrangement, then the Applicant Company, on behalf of the Buyer, may provide requisite services.

3.1.6. The PV Panels shall convert the solar irradiation into DC electricity and by using inverters; DC supply will be converted into AC 800V supply than converted into 11kV via step-up transformers. In the process, the Applicant will use equipment including:

- PV Modules including structure for their installation;
- Inverters
- Transformers
- Surge arrestors
- Junction Boxes
- PV / AC Electrical Board
- Main Distribution Panel
- Safety & Protection devices (Automatic with manual override)
- Wires
- Breakers
- Meters
- Online monitoring devices / data loggers for remote sensing and monitoring
- Internet access devices / connects
- Water taps for panels washing
- Hot Dipped Galvanized Steel Structure
- Screws, Nuts/Bolts

List of Equipment with Technical details & the Single Line Diagram is attached herewith as **Annexure - M & Annexure - N**, as well as flow diagram is attached as **Annexure O**.

3.1.7. The configuration, technology, model, technical details and design of the Generation Facility to be acquired, constructed, developed and installed at the premises of Buyers shall be on a standard module but may have slight variations in installation on case-to-case basis. However, a general overview (on the basis of a model site) has been provided in **Annexure M** (Equipment and Technical Details) and supplemented by the **Annexure N** (Single Line Diagram). Grid interconnection and protections required for grid interconnection are in compliance with "NEPRA ARE (Alternative & Renewable Energy) Distributed Generation / Net Metering Rules".

3.1.8. Before the Distribution Panel and after the PV AC Electrical Board there shall be installed the Meter for reading of the actual energy delivered through Generation Facility of the Applicant Company to the Buyer.

3.2. Capacity

3.2.1 The Applicant will deploy solar PV facilities totaling 4,793.18 kWp at Buyer premises – Crescent Bahuman at Mauza Bahuman, Tehsil Pindi Bhattian, District Hafizabad.

3.3.Site(s)

3.3.1 The Generation Facility to be offered by the Applicant Company shall be at the premises of the Buyer and therefore the Applicant Company does not require purchasing or acquiring a particular site. Moreover, since the electricity generated by the Generation Facility of the Applicant will not be sold to any electricity utility i.e., DISCO hence it would not require any evacuation by the national grid company (NTDC) therefore the mentioning of a particular site as required under the provisions of NEPRA Licensing (Application, Modification and Cancellation Procedure) Regulations, 2021 is not relevant in this case. However, the site is at Mauza Bahuman, Tehsil Pindi Bhattian, District Hafizabad.

3.3.1 Coordinates Latitude: 31°88'36.5" N Longitude: 73°36'97.8" E.

3.4.Interconnection

Since the Generation Facility of the Applicant Company shall be installed at the site of the Buyer and shall provide electricity to that premises in order to supplement the electricity requirement of the Buyer. Therefore, the interconnection point shall also be within the premises of the Buyer at the point as identified by the Buyer. The Applicant Company shall deliver electricity to the Buyer's distribution box/panel at 11kV level.

3.5.Commissioning & Expected Life

The terms as to commissioning shall be as per terms of PPA. However, the average expected life of the Generation Facility shall be 25 Years.

3.6.Operation & Maintenance

The Applicant Company shall also provide the operation and maintenance, including periodical washing of the PV modules of the Generation Facility Installed at the site of the Buyer.

3.7.Environmental

The Generation Facility by the Applicant, as visualized, will be without emissions and chemical usages; rather, shall be close to natural environment therefore may not involve environmental hazards. The Applicant Company shall use limited quantity of the tap water available at the premises of Buyer for the purposes of washing the PV modules and shall use the available sewerage for disposal to avoid any negative impact on the environment.

Our requested generation license is for solar (PV) generation on a single site of the consumer who will mainly be in Urban areas where there is little natural flora or fauna to be affected. Moreover, given the nature of the technology, there are no harmful emissions nor any natural fresh water sources are compromised. Only tap-water in small quantities is needed for cleaning on periodic basis. In fact, given the nature of the technology, it is actually beneficial for the environment since it replaces harmful fossil fuel-based power. Refer to **Annexure S** for Environmental & Social Soundness Assessment (ESSA).

3.8. Monitoring Facilities

The Applicant shall develop, install and maintain a remote monitoring facility at its premises for overall monitoring of the Generation Facility to be installed at site. The Applicant will hire trained staff to carry out maintenance activities on the installed facility at the Buyer's site. The Applicant also has a team of qualified engineers to plan and supervise the routine / regular maintenance needs. Detail of Monitoring Facilities is presented as **Annexure P**.

3.9. Eligible Site / Buyer


The Applicant Company declares the following eligibility criteria for the site/buyer for whom Generation License is required:

- Generation Facility to be setup should be within the site of the buyer
- Electricity generated through the Generation Facility should not be provided to any premises other than the buyer's premises/site where the Generation Facility is installed
- Electricity from the Generation Facility should be in addition and supplemental to the electricity being obtained from the electric utility company
- Interconnection point should be within the premises/site where the Generation Facility is installed
- Generation Facility installed should ensure no back flow of electricity to the distribution system of the utility
- The delivery of electricity from the PV Modules to the distribution box/panel of the buyer should not require crossing of any public road/area and the distribution network of the electric utility
- The buyer should not be a defaulter of dues of electricity obtained from electric utility company

3.10. Site Description

1	Name of Licensee	GSolar Power (Private) Limited
2	Registered/Business	13 C, Ittehad Commercial Lane 7, DHA, Phase VI, Karachi.
3	Plant Location	Mauza Bahuman, Tehsil Pindi Bhattian, District Hafizabad
4	Type of Generation	Solar Photovoltaic (PV)
5	Type of Technology	Photovoltaic (PV) Cell
6	System Type	Ground-Mounted Solar System
7	Plant Capacity	4,793.18 kWp

3.11 Google Image of the Site



4. Financial Overview

4.1. Capital Cost

- 4.1.1. Detailed Feasibility Report of the Project is attached as **Annexure Q**.
- 4.1.2. The Capital cost shall include the cost borne by the Applicant Company on feasibility studies, planning, designing, material, construction and installation of the Generation Facility.
- 4.1.3. The cost of land, interconnection with distribution system of utility is not required in this case.
- 4.1.4. The Applicant Company aims to provide the Generation Facility of 4,793.18 kWp in a period of about 9 months with an estimated cost on per Watt basis is worked out by the Applicant Company as below:
- 4.1.5. The expected cost of the installations under has been estimated to be US\$ 0.520/Wp (PKR/USD rate of 179). This cost does not include cost of land as facility shall be installed at the premises of the Buyers.

Description	USD/Wp
EPC Cost <ul style="list-style-type: none"> • Panels/Inverters/IBs/DC & AC Cables/Freight/Clearing Charge • HDG Steel Structure • Installation Cost 	0.508
Insurance during construction	0.001
Lawyer Fees	0.004
Administrative and Development Costs	0.007
Total Costs	0.520

4.1.6. The applicant will deploy its projects in Single phase with total of 4,793.18 kWp and will be completely equity financed.

5. Profile of Subcontractor

5.1. Reputed contractor has been selected for the construction of Crescent Bahuman Limited. Their profile is attached as **Annexure R**.

6. Environmental

The Generation Facilities by the Applicant, as visualized, will be without emissions and chemical usages. The Applicant Company shall use limited quantity of the tap water available at the premises of Buyer for the purposes of washing the PV modules and shall use the available sewerage for disposal to avoid any negative impact on the environment.

Our requested generation license is for solar (PV) generation on site of the consumers who will mainly be in Urban areas where there is little natural flora or fauna to be affected. Moreover, given the nature of the technology, there are no harmful emissions nor any natural fresh water sources are compromised. Only tap-water in small quantities is needed for cleaning on periodic basis. In fact, given the nature of the technology, it is actually beneficial for the environment since it replaces harmful fossil fuel-based power. Detailed Environmental Study of the project is attached as **Annexure S**.

7. Project Timelines

The project timelines are added in Gantt Chart form as **Annexure T**.

8. Proof of Funds

Cash and Balance Certificate of Company is attached as **Annexure U**.

9. Executive Summary & Prayer


9.1. To supplement the supply of electricity by utilities, the Applicant Company intends to set up solar PV modules (Generation Facility) at Bahuman Limited for which the Application for grant of Generation License is being submitted before the Authority in terms of Section 14B of the

Regulation of Generation, Transmission and Distribution of Electric Power Act, 1997 read with the relevant Rules and Regulations.

- 9.2. For the reasons mentioned above, it is prayed that Application in hand may please be admitted and a Generation License be granted in name of GSolar Power (Private) Limited for generation of 4,793.18 kWp through Solar PV Modules, of the prospective buyer who are eligible in terms of the criteria and parameters mentioned above in this application.

Annexure B
Bank Guarantee

F294421



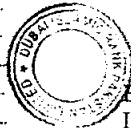
200
Rupees

٢٠٠
روپے

ABDULLAH S/O MUHAMMED RAFIQ
STAMP VENDOR, LICENCE NO. 82
102, PARDESI PALACE, FATIMA BHANNA COLONY, JAMSHED ROAD, KHII
S. No. 1222 Date
Issued to With Address
Through With Address
Purpose
Value Rs. Attached
Stamp Vendor's Signature

23 NOV 2021

RUPES TWO HUNDRED ONLY



BANK GUARANTEE NO. 076GTEN213580002
ISSUANCE DATE: 24-DEC-2021
EXPIRY DATE: 23-DEC-2023
AMOUNT: PKR 101,735/-

Contractor: G SOLAR POWER PRIVATE LIMITED 13- C, Commercial Ittehad Lane 7, Karachi.

Guaranteeing Bank: Bank: Dubai Islamic Bank Pakistan Limited

To,
National Electric Power Regulatory Authority (NEPRA)
Islamabad.

KNOW ALL MEN BY THESE PRESENT, that in pursuance of the terms of Regulation 3 (8) of the National Electric Power Regulatory Authority Licensing (Application, Modification, Extension and Cancellation) Procedure Regulations, 2021, we, Dubai Islamic Bank (Pakistan) Limited having its head office at **Hassan Chambers, DC-7, Block-7, Kehkashan, Clifton, Karachi**, (the "Surety"), are held and firmly bound unto National Electric Power Regulatory Authority (hereinafter called the "Authority") in the sum **Rs. 101,735/- (Rupees One Hundred One Thousand Seven Hundred Thirty Five Only)** for the payment of which sum will and truly to be made, we bind ourselves, our heirs, executors, administrators and successors, jointly and severally, firmly by these presents.

THE CONDITION OF THIS OBLIGATION IS SUCH, that whereas the Applicant has submitted the Application for a Generation License for 4.79 MW Power Generation Facility dated 27-dec-2021, to the Authority; and


WHEREAS, the Authority has required as a condition for considering the Application that the Applicant furnishes a Bank Guarantee in the above said sum from a Scheduled Bank in Pakistan or from a foreign bank duly counter-guaranteed by a Scheduled Bank in Pakistan, to the Authority, conditions as under:

MUHAMMAD SAQIB
Trade Finance Services
Dubai Islamic Bank Pakistan Ltd
Head Office-Karachi POA-B-839



PAGE 1 OF 3
STED SAMI UL HAQ
Trade Finance Services
Dubai Islamic Bank Pakistan Ltd
Head Office-Karachi POA-B-839


F294422



ABDULLAH S/O MUHAMMED RAFIQ
STAMP VENDOR, LICENCE NO. 82
102, PARDESI PALACE, FATIMA JINNAH COLONY, JAMSHED ROAD, KHI
S. No. 12321 Date
Issued to With Address
Through With Address
Purpose
Value Rs. Attached
Stamp Vendor's Signature

26 NOV 2021

RUPEES TWO HUNDRED



BANK GUARANTEE NO. 076GTEN213580002
ISSUANCE DATE: 24-DEC-2021
EXPIRY DATE: 23-DEC-2023
AMOUNT: PKR 101,735/-

- (1) that the Bank Guarantee shall remain in force up to a period of Two (02) years starting from the date of submission of application for the Generation License for 4.79 MW Power Generation.
- (2) that the Bank Guarantee shall be returned to the Applicant by the Authority after the expiry of its validity; and
- (3) That in the event of failure of the Applicant to execute the proposed Power Project of 4.79 MW within a period of Two (02) years, the entire said sum be paid immediately to the Authority.

NOW THEREFORE, if the Applicant, within the period specified thereof, is granted the Generation License for 4.79 MW Power Generation Facility by the Authority, the Bank Guarantee shall remain to in full force and effect for a period of Two (02) years from the date of its issuance i.e. **23-Dec-2023**.

PROVIDED THAT the Surety shall forthwith pay to the Authority the said sum upon first written demand of the Authority (without cavil or argument) and without requiring the Authority to prove or to show grounds or reasons for such demand, notice of which shall be sent by the Authority by registered post, duly addressed to the Surety at its address given above.


PROVIDED ALSO THAT the Authority shall be the sole and final judge for deciding whether the Applicant has duly performed its obligations to set up a Power Project of 4.79 MW and to furnish the requisite Bait Guarantee within the time stated above or has defaulted in fulfilling said requirements and the Surety shall pay without objection the said sum upon demand from the Authority forthwith and without any reference to the Applicant or any other person.

MUHAMMAD SAQIB
Trade Finance Services
Dubai Islamic Bank Pakistan Ltd.
Head Office-Karachi POA-B-639



PAGE 2 OF 3
SYED SAMI UL HAQ
Trade Finance Services
Dubai Islamic Bank Pakistan Ltd.
Head Office-Karachi POA-B-639

F294423



ABDULLAH S/o MUHAMMED RAFIQ
STAMP VENDOR, LICENCE NO. 82
102, PARDESI PALACE, FATIMA JINNAH COLONY, JAMSHED ROAD, KHI
S. No. 17777 Date _____
Issued to With Address _____
Through With Address _____
Purpose _____
Value Rs. 200 Attached _____
Stamp Vendor's Signature _____

23 NOV 2021

RUPEES TWO HUNDRED ONLY



BANK GUARANTEE NO. 076GTEN213580002
ISSUANCE DATE: 24-DEC-2021
EXPIRY DATE: 23-DEC-2023
AMOUNT: PKR 101,735/-

This Guarantee is valid as of the date hereof and shall be maintained in full force and effect until 23-Dec-2023 (Expiry Date). Our total liability shall not increase the aggregate of **Rs. 101,735/- (Rupees One Hundred One Thousand Seven Hundred Thirty Five Only)**.

IN WITNESS WHEREOF, the above bounden Surety has executed the instrument under its seal on the date indicated above, the name and seal of the Surety being hereto affixed, and these presents duly signed by its und signed representative pursuant to authority of its governing

For and on behalf of
Dubai Islamic Bank Pakistan Ltd.

Authorized Signature
MUHAMMAD SAQIB
Trade Finance Services
Dubai Islamic Bank Pakistan Ltd.
Head Office-Karachi POA-B-839



Authorized Signature
SYED SAMI UL HAQ
Trade Finance Services
Dubai Islamic Bank Pakistan Ltd.
Head Office-Karachi POA-B-839

**Extracts from
Resolution Passed by the Board of Directors of
GSolar Power (Private) Limited
On 30.12.2021**

"Resolved that an application for the Generation License (the "GL Application") be filed by and on-behalf of GSolar Power (Private) Limited (the "Company") with the National Electric Power Regulatory Authority ("NEPRA"), in connection with the GL Application for the Company, in respect of the Company's 4,793.18 kWp Solar Power Project at Crescent Bahuman Limited in the province of Punjab (the "Project").

RESOLVED FURTHER that Mr. Murtazain Nasser, holding CNIC No. 42301-0793837-1, the Director of the Company, be and is hereby authorized to sign the GL Application, and any documentation ancillary thereto, pay all filing fees, and provide any information required by NEPRA in respect of the Project, and do all acts and things necessary for the processing, completion, and finalization of the GL Application.

Certification

CERTIFIED THAT, the above resolution by circulation was duly passed by the Board of Directors of GSolar Power (Private) Limited on 30.12.2021 for which the quorum of Directors was present.

Further certified, that the said resolution has not been rescinded and is in operation and that this is true copy thereof.


Maaz Mashkoo


Murtazain Nasser

SECURITIES AND EXCHANGE COMMISSION OF PAKISTAN

Company Registration Office


CERTIFICATE OF INCORPORATION

[Under section 16 of the Companies Act, 2017 (XIX of 2017)]

Corporate Unique Identification No. 0181198

I hereby certify that **GSOLAR POWER (PRIVATE) LIMITED** is this day incorporated under the Companies Act, 2017 (XIX of 2017) and that the company is **limited by shares**.

Given at Karachi this Sixth day of August, Two Thousand and Twenty
One



Muhammad Nasir Khan
Additional Joint Registrar



https://eservices.secp.gov.pk/eServices/ControllerServlet?request_id=VERIFY_ONLINE_INCORP_CERT&id=0181198

31/8/20
Certified to be True Copy
Asstt./Deputy Registrar of Companies

THE COMPANIES ACT, 2017 (XIX of 2017)

(COMPANY LIMITED BY SHARES)
MEMORANDUM OF ASSOCIATION
OFGSOLAR POWER (PRIVATE) LIMITED

1. The name of the Company is GSOLAR POWER (PRIVATE) LIMITED
2. The Registered Office of the Company will be situated in the Province of Sindh
3. (i) The principal line of business of the company shall be to carry on businesses of solar energy system, its manufacturing through poly silicon and chemical technology, processing, casting, cell manufacturing, module manufacturing and installation thereof and also to install, run, own and manage biomass/waste-to-energy power plant, waste heat power plant, combined cycle power plant and to produce wind, biomass, wave and tidal energy and to deal in all other forms of energy and products or services associated therewith and of promoting the conservation and efficient use of energy and to perform all other acts which are necessary or incidental to the business of electricity generation, transmission, distribution and supply, subject to permission of relevant authorities.
- (ii) Except for the businesses mentioned in sub-clause (iii) hereunder, the company shall engage in all the lawful businesses and shall be authorized to take all necessary steps and actions in connection therewith and ancillary thereto.
- (iii) Notwithstanding anything contained in the foregoing sub-clauses of this clause nothing contained herein shall be construed as empowering the Company to undertake or indulge, directly or indirectly in the business of a Banking Company, Non-banking Finance Company (Mutual Fund, Leasing, Investment Company, Investment Advisor, Real Estate Investment Trust management company, Housing Finance Company, Venture Capital Company, Discounting Services, Microfinance or Microcredit business), Insurance Business, Modaraba management company, Stock Brokerage business, forex, managing agency, business of providing the services of security guards or any other business restricted under any law for the time being in force or as may be specified by the Commission.
- It is hereby undertaken that the company shall not:
 - (a) engage in any of the business mentioned in sub-clause (iii) above or any unlawful operation;
 - (b) launch multi-level marketing (MLM), Pyramid and Ponzi Schemes, or other related activities/businesses or any lottery business;
 - (c) engage in any of the permissible business unless the requisite approval, permission, consent or licence is obtained from competent authority as may be required under any law for the time being in force.
4. The liability of the members is limited.
5. The authorized capital of the company is Rs. 5,000,000 (Five Million Rupees Only) divided into 50,000 (Fifty Thousand) Ordinary shares of Rs.100 (One Hundred Rupees Only) each.



We, the several persons whose names and addresses are subscribed below, are desirous of being formed into a company, in pursuance of this memorandum of association, and we respectively agree to take the number of shares in the capital of the company as set opposite our respective names:

Name and surname (present & former) in full (In Block Letters)	NIC No. (in case of foreigner, Passport No)	Father's/ Husband's Name in full	Nationality (ies) with any former Nationality	Occupation	Usual residential address in full or the registered/principal office address for a subscriber other than natural person	Number of shares taken by each subscriber (in figures and words)	Signatures
Murtazain Nasser	4230107938371	Hussain Nasser	Pakistan	Businessman	House No. F-45, Block-5, Park Lane, Clifton, Karachi KARACHI SOUTH Sindh Pakistan	1	
Maz Mashkoor	4220143895815	Mashkoor Ullah	Pakistan	Businessman	Flat No. K-504, Creek Vista Apartment, Phase-VIII, D.H. A., Karachi KARACHI SOUTH Sindh Pakistan	1	
GSOLAR HOLDING LIMITED through Murtazain Nasser	4230107938371	Hussain Nasser	UAE	Business	House No. F-45, Block-5, Park Lane, Clifton, Karachi KARACHI SOUTH Sindh Pakistan	14,998	
Total number of shares taken (in figures and words)						15,000 (Fifteen Thousand)	

Dated: the 6 day of Aug 20 21

Witness to above signatures: witness not required since the documents submitted electronically

Signature:

Address

certified to be true

17/08/21
Deputy Registrar of Companies



**THE COMPANIES ACT, 2017 (XIX of 2017)
(PRIVATE COMPANY LIMITED BY SHARES)
ARTICLE OF ASSOCIATION
OF**

GSOLAR POWER (PRIVATE) LIMITED

1. The Regulations contained in Table 'A' to the First Schedule to the Companies Act, 2017 shall be the regulations of GSOLAR POWER (PRIVATE) LIMITED so far as these are applicable to a private company.

PRIVATE COMPANY

2. The Company is a "Private Company" within the meaning of Section 2(1)(49) of the Act and accordingly:
- (1) No invitation shall be made to the public to subscribe for the shares or debentures of the Company.
 - (2) The number of the members of the Company (exclusive of persons in the employment of the Company), shall be limited to fifty, provided that for the purpose of this provision, where two or more persons hold one or more shares in the company jointly, they shall be treated as single member and
 - (3) The right to transfer shares of the Company is restricted in the manner and to the extent herein appearing.

TRANSFER OF SHARES

3. A member desirous to transfer any of his shares shall first offer such shares for sale or gift to the existing members and in case of their refusal to accept the offer, such shares may be transferred to any other person, as proposed by the transferor member, with the approval of the Board of Directors.

DIRECTORS

4. The number of directors shall not be less than two or a higher number as fixed under the provisions of the Act. The following persons shall be the first directors of the Company and shall hold the office upto the date of First Annual General Meeting:

1 Murtazain Nasser

2 Maaz Mashkoor



We, the several persons whose names and addresses are subscribed below, are desirous of being formed into a company, in pursuance of this article of association, and we respectively agree to take the number of shares in the capital of the company as set opposite our respective names:

Name and surname (present & former) in full (in Block Letters)	NIC No. (in case of foreigner, Passport No)	Father / Husband Name in full	Nationality (ies) with any former Nationality	Occupation	Usual residential address in full or the registered/principal office address for a subscriber other than natural person	Number of shares taken by each subscriber (in figures and words)	Signatures
Murtazain Nasser	4230107936371	Hussain Nasser	Pakistan	Businessman	House No. F-45, Block-S, Park Lane, Clifton, Karachi KARACHI SOUTH Sindh Pakistan	1	
Msez Mashkoor	4220143895815	Mashkoor Ullah	Pakistan	Businessman	Flat No. K-504, Creek Vista Apartment, Phase-VIII, D.H. A., Karachi KARACHI SOUTH Sindh Pakistan	1	
GSOLAR HOLDING LIMITED through Murtazain Nasser	4230107536371	Hussain Nasser	UAE	Business	House No. F-45, Block-S, Park Lane, Clifton, Karachi KARACHI SOUTH Sindh Pakistan	14,998	
Total number of shares taken (in figures and words)						15,000 (Fifteen Thousand)	

Dated: the 6 day of Aug 20 21

Witness to above signatures: witness not required since the documents submitted electronically

Signature:

Address

Notified to the
 Deputy Registrar of Companies



Annexure G

Authorized, Issued, Subscribed Share Capital & List of
Shareholders with No. Of Shares and Percentage
Shares of the Total Paid-Up Capital

Shareholder's Details

Shareholder	No. of Shares	%age
GSolar Holding Limited	14,998	99.98%
Murtazain Nasser	1	0.01%
Maaz Mashkooor	1	0.01%

Authorized Capital: 5,000,000 (50,000 shares of 100 each)

Issued, Subscribed & Paid-Up Capital: 15,000 shares of 100 each

Annexure Q

Feasibility of Project

Contents

1. Executive Summary
 2. Introduction
 3. Current Energy Demand & Supply Situation
 4. Technical Analysis
 - 4.1. Site Conditions
 - 4.2. Technology Review and Selection
 - 4.2.1 Technology Selection
 - 4.2.2 Plant Characteristics
 - 4.2.3 Design Parameters
 - 4.3. Layout
 - 4.4. Electrical Design
 - 4.5. Energy Yield Estimation
 5. Financial Analysis
 6. Safety and Emergency Plans
 7. Training and Capacity Development
 8. Environmental Aspects
 9. Socio-Economic Aspects
 10. Conclusion
-

1. Executive Summary:

The feasibility study examines the costs, practicality, and likely outcome of a solar photovoltaic (PV) installation on the ground of Crescent Bahuman Ltd. The main outcomes of the feasibility report are given below:


Technical Site Analysis: The project site is suitable for a solar PV energy system. For the purpose of estimation of power generation potential, solar-specific production is assumed to be "good" (1,513 kWh/kWp/year). As the project will be installed on the ground at an azimuth of 0 degrees, panel tilt at 20 degrees, and satisfactory ground condition assumed.

Anticipated System Information: The project will accommodate a 4,793.18 kWp solar PV system with a projected annual production of 7.250 GWh. Use of Canadian Solar (CS6W-540MB-AG and CS6W-535MB-AG) Mono Crystalline (Half-cut) Bi-Facial (540 Watt and 535 Watt) PV panel as a basis for design will result in an acceptable system weight density. The system will offset approximately 4,314 tons of carbon annually.

Financial Analysis: The project will be financed on a 100% equity model. The total estimated project cost is USD 2,492,155 (PKR/USD rate: 179). Based on the technical and financial analysis, the installation of a 4,793.18 kWp Solar PV System on the ground of Crescent Bahuman Ltd is deemed to be feasible.

2. Introduction:

The project site is the ground of Crescent Bahuman Ltd. The exact coordinates of the project site are Latitude: 31°88'36.5" N Longitude: 73°36'97.8" E. A bird's eye view of the project site is given in the figure below:



3. Current Energy Demand and Supply Situation

As per the historical consumption data, the total electricity consumption during the last one-year Dec 2020 - Nov 2021 was 9.065 GWh from the grid (GEPCO).

4. Technical Analysis

4.1. Site Conditions

The following tasks were carried out:

- Global Horizontal Irradiation, annual and inter-annual variation was assessed.
 - Near shading objects were taken into account for the placement of PV modules.
 - Area required for selected module technology was calculated. Keeping in view available area and minimum inter-row shading, tilt angle, and appropriate spacing was calculated from near-shading objects.
-

Details of the finalized parameters are given under section 4.2.1

4.2. Technology Review and Selection

4.2.1. Technology Selection

1	Type of Module	CS6W-535MB-AG	CS6W-540MB-AG
2	Type of Cell	Bi-Facial (Mono-crystalline)	
3	Dimensions of Each Module	2,266 x 1134 x 35 mm	
4	Weight	32.2 kg	
5	No. of Modules	2,996	5,908
6	Total Ground Area Used	11.35 Acres	
7	Module Frame Anodized	Anodized aluminum alloy	
8	Nominal Max. Power (P Max)	535W	540W
9	Opt. Operating Voltage (Vmp)	40.8V	41.0
10	Opt. Operating Current (Imp)	13.12A	13.18A
11	Open Circuit Voltage (Voc)	49.0V	49.2V
12	Short Circuit Current (ISC)	13.85A	13.90A
13	Module Efficiency	20.8%	21.0%
14	Operating Temperature	-40~+85°C	
15	Max. System Voltage	1500VDC	
16	Module Fire Performance	Type II (UL 61730) or Class C (IEC61730)	

Panel wattage and brand may be changed to another equivalent Tier 1 brand depending upon availability.

S No.	Specification of Strings	Data
1	No. of Strings	318
2	Models in Strings	28*318

PV Capacity:

S No.	Specification	Data
1	Total Site	4,793.18 kWp
2	Net Capacity Factor	17.27%

Inverters:

S No.	Specification	Data
1	Manufacturer	Sungrow
2	Capacity of each Unit	250kW
3	No. of Inverters	20
6	Max Input Voltage	1500V
7	Total Power	250 kVA *20 @ 30 °C(5000kVA)
8	Relative Humidity (Non-Condensing)	0-100%

Transformer:

S No.	Specification	Data	
1	Manufacturer	Transfopower/Equivalent	
2	Rating (MVA)	2.8MVA (Delta-delta)	50kVA (Dyn11)
3	Number of Transformers	2	1
4	Cooling Type	ONAN (Oil Natural Air Natural)	
5	Rated MV Voltage	11000V	
6	Rated LV Voltage	800V	400V
7	Temperature Rating	55°C	

Switchgears:

S No.	Item	Brand	Description
1	MCCB - i/p (Inverter to LV Panel)	Schneider Electric/ABB	3-Pole - 225A @0.8kV AC
2	ACB/MCCB - o/p (LV Panel to T/f)	Schneider Electric/ABB	3-Pole-2500A (1000 to 2500A) @0.8kV AC
3	VCB - i/p (MV Panel Incoming)	Schneider Electric/ABB	3-pole 630A @11kV AC
4	LBS - o/p (MV Panel Outgoing)	Schneider Electric/ABB	3-pole 630A @11kV AC
5	DC Isolator Switch	ZJ Beny	8-Pole 35A, 1500V
6	DC Fuses	ZJ Beny/Suntree/Schneider/Equ	30A, 1500V

Control and Monitoring:

S No.	Item	Brand	Description
1	Weather Station	Rainwise/Equivalent	PVmet200
2	Power Meter	Janitza/Equivalent	UMG604
3	Plant Controller	EnCombi/Equivalent	-
4	Inverter Manager	Sungrow	COM100E Smart Communication Box

PV Mounting Structure:

S. No.	Specification	Data
1.	Structure (Ground)	P2-HDG Tilt = 20 degrees Wind speed = 35m/s Ground Clearance=914.4mm Foundation: Ram-piled Piling depth=1500mm

Solar PV Yield Estimation and Simulation of Model Site:

The aim of yield estimation is to predict the average annual energy output of the site. Helioscope Software is used for simulation and near shading analysis.

Model and Operation: No Export to Grid.

The solar system will have an export control device to make sure that the PV power generated by the inverters is on par with the power consumption of the site load. A device will measure load at

the injection point and the limit power of inverters by changing register values. AC output is implemented in reference to energy flow at grid connection point which will reduce inverter AC output of the inverter if site load will be less than the solar production.

4.2.2. Plant Characteristics

Generation Voltage: 11kV three phase three-wire system

Power Factor at rated power: 1

Frequency: 50Hz

Generation characteristic: Inverter has built-in features of controllable active power ramp following grid disturbance or normal connection, voltage regulation, and frequency response. There are no additional control metering and instrumentations.

4.2.3. Design Parameters

The following tasks were carried out for PV layout and shading.

- Assessment of shading (horizon and nearby building)
 - Outline layout of area suitable for PV development
 - Designing row spacing to reduce inter-row shading and associated shading losses.
 - Designing the layout to minimize cable runs and associated electrical losses.
 - Creating access routes and sufficient space to allow movement for maintenance purposes.
 - Choosing a tilt angle that optimizes the annual energy yield according to the latitude of the site and the annual distribution of solar resources.
 - Module cleaning strategy.
 - Simulating the annual energy losses associated with various configurations of tilt angle, orientation, and row spacing. The optimized configuration and simulation results are given in section "Energy Yield Prediction".
-

4.3. Plant Layouts:

PV layouts of the site are given in the following section.

Layout Figure 2: 2D Layout of the ground of Crescent Bahuman Ltd





Figure 3: 2D Layout of ground of Crescent Bahuman Ltd showing solar panel locations.



4.4. Electrical Design:

The electrical system comprises the following components:

- Array(s) of PV modules
- DC/AC cabling (module, string, and main cable)
- AC combiners and LMU
- Transformers
- DC connectors (plugs and sockets)
- Junction boxes and combiners
- Disconnects / switches
- Protection devices e.g., fuses, surge protective devices, breakers
- Energy Metering
- Earthing

The single line diagrams of DC and AC sides are given below. The single line diagram includes the protection devices that will be used for the safe and smooth operation of the system.

Protections DC Side: String Fuses, DC Isolator Switches, and built-in Surge Protective Device

AC Side: MCCBs, ACBs, VCBs, and LBS

4.5. Energy Yield Simulation:

The energy yield prediction provides the basis for calculating project revenues. The aim is to predict the average annual energy output for the lifetime of the proposed power plant.

To estimate accurately the energy produced from a PV power plant, information is needed on the solar resource and temperature conditions of the site. Also required are the layout and technical specifications of the plant components.

A number of solar energy yield prediction software packages are available in the market. These packages use time step simulation to model the performance of a project over the course of a year. PVsyst software has been used for energy yield prediction for this site and its results are given below.

5. Financial Analysis

Cost/watt: USD 0.520 (Capex)

Total Project Cost for 4,793.18 kWp Solar PV System: USD 2,492,155 (Capex)

Equity: 100%

Debt: 0%

PKR/USD rate: 179

6. Safety and Emergency Plans

- Only qualified and authorized electricians will be allowed to undertake servicing or maintenance tasks.
- The authorized personnel will wear appropriate equipment, including a safety harness to restrain from falling off the roof, sturdy shoes that will have thick rubber soles to provide electrical insulation and good grip and appropriate clothing for personal protection, including a hat, sunglasses, gloves and long pants and sleeves.
- Lock out and tag out procedures will be used before commencement of maintenance tasks.
- On-going operation and maintenance concerns for solar power systems will be addressed properly. These systems are exposed to outdoor weather conditions that enhance the aging process, and the infrastructure needs to be in place for the on-going maintenance of these systems to assure their safe operation.
- Properly grounded or double insulated power tools will be used for maintenance tasks. Tools will be maintained in good condition.
- Working on electrical equipment and circuits will be carried out in a de-energized state.
- Proper pathways will be available for operation, maintenance and firefighting.
- Fire protection and suppression will be placed at the site.

7. Training and Capacity Development

Trained and qualified personnel will be available at the site 24/7 with proper safety and firefighting training. The training program will focus on but is not limited to Solar Resource Assessment, Site Survey, Technology, Engineering Design, Regulation, Policy, Metering & Billing, and Project Management of Ground Solar System. The following components will include in the training and

development program.

- Collection of Resource Data
- Variability and uncertainty of resource data
- Site evaluation 10
- Crystalline and Thin film technology comparison
- Ground solar system components
- Module mounting structure selection
- Inverter selection
- Design of PV Array
- Shadow Analysis
- DC cable sizing
- DC cable layout
- Protection and Metering
- Installation and testing standards for solar PV plants
- Solar Module testing standards
- Economy of Ground Solar System
- Detailed Project Report
- Operation and maintenance of the Ground solar system
- Safety and fire-fighting training

8. Environmental Aspects

Every energy generation and transmission method affect the environment. Conventional generating options can damage air, climate, water, land and wildlife, landscape as well as raise the levels of harmful radiation. PV technology is substantially safer offering a solution to many environmental and social problems associated with fossil and nuclear fuels. Solar PV energy technology provides obvious environmental advantages in comparison to conventional energy sources thus contributing to the sustainable development of human activities. Not counting the depletion of the exhausted natural resources, their main advantage is related to the reduced CO₂ emissions and normally absence of any air emissions or waste products during their operation.

The use of solar power has additional positive implications such as:

- Reduction of the emissions of the greenhouse gases (mainly CO₂, NO_x) and prevention of toxic gas emissions (SO₂, particulates)
- Reduction of the required transmission lines of the electricity grids

9. Socio-Economic Aspects

In regard to the socio-economic viewpoint, the benefits of exploitation of solar PV system comprised of:

- Increase of the regional/national energy independency
 - Provision of significant work opportunities
 - Diversification and security of energy supply
 - Support of the deregulation of energy markets
-

10. Conclusion

This feasibility study is conducted to ascertain the technical feasibility and commercial viability for the installation of 4,793.18 kWp ground PV systems installation at Crescent Bahuman Ltd. Installation of the PV system will result in an annual power generation of 7.250 GWh. The results of the financial analysis indicate that the project is feasible. Based on the outcomes of both the technical and financial analysis, the project is deemed to be viable.

Annexure S

Environmental & Social Soundness Assessment (ESSA)

ESSA (Environmental and Social Soundness Assessment)

Executive Summary

GSolar Power (Private) Limited intends to develop a 4793.18 kWp ground solar photovoltaic (PV) at Crescent Bahuman Limited. This document presents the results of an initial environmental examination (IEE) analyzed for the construction and operation of the proposed Project.

The project will be developed as a ground solar plant, connected to the internal grid of Crescent Bahuman Limited. Conversion of solar panel electrical output from direct current (DC) to alternating current (AC) will be achieved by means of string inverter stations called 'powerblocks'.

Description of Environment: Physical Environment

It is subtropical climate in Hafizabad, with average rainfall, and hot in summer and autumn.

Temperature:

The month with the lowest average high temperature is January (25°C). The month with the highest average low temperature is July (32.4°C). The coldest month (with the lowest average low temperature) is January (8.4°C).

Rainfall:

The wettest month (with the highest rainfall) is August (40 mm). The driest month (with the lowest rainfall) is November (2 mm).

Humidity:

The average annual relative humidity is 36.83% and average monthly relative humidity ranges from 21% in May to 52% in February.

Project Environmental Impacts and Mitigation Measures:

This section discusses the potential environmental impacts, assesses the significance, recommends mitigation measures to minimize adverse impacts, and identifies the residual impacts associated with the proposed activities of the project during the construction and operation phase of the proposed project at the proposed site and of secondary actions like potable, raw water and wastewater lines.

Identification of Potential Impacts

In the first step, potential impacts of the project are identified, using professional judgment, published literature on environmental impact of similar projects, environmental guidelines and checklists, and field visits.

- Impact on Occupational health and safety/ Public Health (of contractors, workers and nearby community. It includes safety at work, Fire, explosives, diseases etc.)
 - Ground water or surface water
 - Impact on energy
 - Impact on natural resources
-

- Impact on aesthetics
- Impact on land use
- Impact on land form
- Impact on soils
- Impact on traffic and transportation
- Noise or vibration
- Air quality (ambient air quality and indoor air quality).
- Solid Waste Management (including domestic waste, construction waste)
- Impact on population
- Impact on utilities and infrastructure
- Socio-economic impact (people, their social, cultural values, and aspirations)

Design Phase

Design phase is the phase that is meant for the preparations prior to the construction. During design phase, engineers (meant for construction) will come and visit the site. Necessary preparations will be started for construction. Gant chart will be prepared. Visits by the engineers and contractors to check the site and structure to be build but there will not be routine or regular visits to the site but once in aweek and design phase will last only for a month or so.

Impacts Prediction

Impact on Air

During design phase, air emissions that exceed federal or provincial limits or standards, will not be exceeded because during design phase, there would be lesser visits to the site, lesser would be the atmospheric emissions. And the source of these emissions would be the motor vehicles only (for personal use). There would be no hazardous emissions (e.g. high amount of NO_x, SO_x and CO_x) and no objectionable odours as well as alternation of air temperature.

Impact on Ground water/ surface water

There would be no utilization or alteration to the course or flow of water during design phase so therewould be no impact on this component of environment.

Impact on Solid Waste

It may create only litter and trash waste (recyclables). Noise Impact

It will not increase significant amount of noise during design phase of the proposed project and will be within acceptable limits or NEQs.

Impact on Soils

There would be no change in soils and land forms i.e. the construction activity is not going to occur on ground.

Impact on Land forms

Land forms will not change and this component is also having no impacts as there would be no change in ground contours. There are no unique physical features at the site so land forms will not be changed.

Impact on Land use

The project will have a positive impact on land use but during design phase the land use is not going to be altered, so this impact would be neglected in this phase.

Impact on energy

Design phase is not going to alter or use the energy like electricity, gas, petrol etc. in excessive amount as there will not be routine or regular visits to the site but once or twice in a week and design phase will last only for a month or so.

Impact on transportation and traffic circulation

There will be few additions to the movement of additional vehicles but these will also be for once or twice in a week during design phase. In this phase, there is no need for the additional parking facility. This would in turn lead to no traffic hazards.

Impact on natural resources

There won't be any increase in the rate of usage of any natural resource like any minerals, additional fuel for vehicles, oil, construction materials, and natural food products. But there would be increase in the amount of usage of paper for map-making, enlisting items (e.g., types of construction materials to be used), letter writing and receipts (e.g., of billing & quotations), etc.

Impact mitigation

- Try to recycle the paper and prevent throwing it in the ordinary bin.
- Use of computer technology i.e. E-mails instead of focusing on paper
- Lessen the paper use and conserve the natural resources.

Impact on population

This project is not going to disturb or relocate the existing community, so there would be no change in population.

Impact on utilities and infrastructures

There would be no alteration in the existing utilities like communication system, water courses, power transmission lines, electrical wirings, etc. due to the project's design phase. There would be no impact on nearby infrastructure e.g. nearby shops/malls, residences, institutes, mosques, communication offices, banks etc. during design phase.

Impact on economy

The economy is having no adverse effects on local or regional income levels, land values, or employment etc. but there will be regional beneficiary impacts on income during design phase of the project in such a way that there will be hiring of consultants, engineers, contractors and labors etc. that will increase their income.

Impact on Public Health

The design phase will impart no adverse potential health effects to the people.

Impact on Flora/ Fauna

There will be no disturbance to the existing flora and fauna of the proposed design phase of the project.

Impact on Aesthetics

No change would result in any scenic vista or aesthetics of the vicinity. No visual or temporary scenic blight during design phase.

Construction Phase

Construction phase is the phase that is meant for the construction. Contractor responsibility is to bring labor, materials and equipment from suppliers. Then in the next step there will be commencement of the construction, construction vehicles & machines (concrete mixer machine and trolleys) and materials (course aggregate and fine aggregate, cement, bricks) and other equipment and tools (trolleys, cutters, hammers, saws, ladders, screwdrivers, wrenches, steel reinforcement, scaffolding etc.) will be assembled. This section is also focusing the potential impacts (both positive and negative) related to the construction phase along with the mitigation measures stepwise because it is likely that the new construction activities will surely affect the surrounding areas.

Impact on Air

The impact on air of this construction activity will be for short-term i.e. for construction phase only. Therefore, no high violation will be resulted.

Impact on Ground water/ surface water

There would be no drilling and boring holes in the groundwater for the construction activities. There would be no alteration to the course or flow of water during this phase so there would be less impact on this component of environment.

Noise Impact

The project site is located away from residential area. So, noise will not create any harmful impact.

Impact on Soils and landform

There will be change in soil condition. Soil erosion will decrease and it will positively impact by reducing carbon footprints.

Impact on Flora and Fauna

There will be no impact on Flora and Fauna because the construction is being done in an urban area.

Impact on Land use

This is a ground project so land use will not be impacted. Impact on energy

Construction phase is going to use the energy like electricity, petrol or diesel in excessive amount as there will be routine or regular visits to the site (i.e. energy will be used for transport in the form of petrol or diesel) and for moving machinery.

Impact Mitigation

There will be a minimal impact on the use of energy as this phase is for short term period say e.g. 5-6 months and the only solution is to use these energy resources in conservation mode (i.e. minimize the use but do not misuse like for example, keep turning on the machine even when it is not required.)

Impact on transportation and traffic circulation

There will be additions to the movement of additional vehicles during construction phase but there are already existing alternating routes for traffic (street traffic) so no need to define alternating routes and parking facilities.

Impact mitigation

For transportation of the construction equipment, routes and duration must be defined. Impact on population

This project is not going to disturb or relocate the existing community, so there would be no change in population during this phase as well.

Impact on utilities and infrastructures

There might be little disturbances to the existing utilities like communication system, water courses, power transmission lines, electrical wirings and nearby infrastructure e.g. nearby residences, mosques, communication offices, etc. during construction phase. But that is usually in terms of noise only and easily neglected.

Impact on economy

The economy is having positive impacts on local and regional income levels, land values, & employment in such a way that there will be hiring of consultants, engineers, contractors and labor etc. that will increase their income. Therefore, this project will surely enhance socioeconomic welfare e.g. health and employment (of labor, contractors, environmentalists, equipment/ materials suppliers, nearby hotels).

Accidental Risk

There may be accidental risks like falls or slips; cuts or injuries during hammering, sawing and drilling; and electric failure or sudden short circuit during electrocution works. There will be no handling of such chemical, drugs, radiations or explosives during construction phase that leads to catastrophic events or accidents.

Impact mitigation

Trained workers must be hired for construction by the contractors.

First aid team must be assigned by the hospital management to provide aid to the workers during time of emergency.

Impact on Aesthetics

There will be visual, temporary scenic blight during construction phase due to the construction activity but as this will be temporary and only if there is no containment of the construction materials dumping and usage, so it is neglected and predicted that the current project will impart no negative impact on the aesthetics of the area.

Impact mitigation

Containment or enclosure must be provided around the storage of construction materials.

Impact of Solid Waste

Solid wastes generated from construction include abandoned construction materials. These solid wastes are usually harmless but will affect environmental sanitation of the construction site and cause environmental damage of improperly dumped offsite.

Impact Mitigation

- Implement Solid Waste Management procedure of GSolar Power (Private) Limited.
 - Construction waste must be collected separately with segregation and routinely.
 - Multi-compartment collection bins should be installed to facilitate reuse, recycle of this kind of waste i.e., if the construction material is in such form that can be reused or recycled so put separate bins for that and they can either be reused or recycled at the current project or if it is not needed then sell and transport it to the local market in sealed containment.
 - The solid wastes must be collected regularly by the solid waste management authority and cleaned up by the contractors in a timely manner.
 - The construction activity should be taken place in containment, boundary and limits so that it does not create harm to any person, place or property.
-

Annexure T

Project Execution Gantt Chart



Printed: December 23, 2021

Crescent Bahuman Limited-Ground (4.8 MW)

Contract

Contract Signing

Approval of Drawings

Approved

Generation License

Submission in NEPRA

NEPRA Processing (Tentative)

Procurement Phase

Panels

Cartage

Delivery on Site

Structure (Ground)

Negotiation of order with Vendor

PO Issuance

Advance Processing

Ordered

Drawings Approval

Fabrication

Inspection

Cartage

Delivery on site

Wires

Negotiation with vendor

PO Issuance

Advance Processing

Ordered

Order processing

Cartage

Delivery on Site

Substation Components

Negotiation with vendor

PO Issuance

Advance Payment

Ordered

Order processing

Cartage

Delivery on Site

Weather station

Negotiation

Advance Payment Processing (per SBP rules)

Order Processing by vendor

Shipping by Air

Custom Clearance at ICG

Cartage

start

end

20/12/21 20/12/21

20/12 20/12

23/12/21 23/12/21

23/12 23/12

27/12/21 24/03/22

27/12 27/12

28/12 24/03

27/12/21 20/05/22

12/03/22 16/03/22

12/03 15/03

16/03 16/03

03/01/22 16/03/22

03/01 07/01

08/01 10/01

11/01 13/01

14/01 14/01

15/01 21/01

22/01 12/03

13/03 13/03

14/03 15/03

16/03 16/03

07/01/22 19/04/22

07/01 13/01

14/01 16/01

17/01 20/01

21/01 21/01

22/01 16/04

17/04 18/04

19/04 19/04

27/12/21 10/04/22

27/12 02/01

03/01 05/01

06/01 09/01

10/01 10/01

11/01 07/04

08/04 09/04

10/04 10/04

30/12/21 23/02/22

30/12 05/01


06/01 17/01

18/01 29/01

30/01 09/02

10/02 20/02

21/02 22/02





Printed: December 23, 2021

Delivery at Office
Procurement of Miscellaneous Items

Cable Trays

Price negotiation
PO Issuance
Advance Processing
Ordered
Drawing approval
Order Processing
Cartage
Delivery on Site

23/02 23/02
07/02/22 20/05/22
07/02/22 20/05/22
07/02 13/02
14/02 16/02
17/02 21/02
22/02 22/02
23/02 28/02
01/03 17/05
18/05 19/05
20/05 20/05

Breakers & Breakers Box

Price negotiation
PO Issuance
Advance Processing
Ordered
Drawing approval
Order Processing
Cartage
Delivery on Site

07/02/22 20/05/22
07/02 13/02
14/02 16/02
17/02 21/02
22/02 22/02
23/02 28/02
01/03 17/05
18/05 19/05
20/05 20/05

Inverter & Data Logger

Negotiation with vendor
PO Issuance
Advance Payment
Ordered
Order Processing
Cartage
Delivery on Site

08/02/22 20/05/22
08/02 14/02
15/02 17/02
18/02 22/02
23/02 23/02
24/02 17/05
18/05 19/05
20/05 20/05

Power Meter & CTs

Negotiation with vendor
PO Issuance
Advance Payment
Ordered
Order Processing
Cartage
Delivery on Site

21/03/22 20/05/22
21/03 27/03
28/03 30/03
31/03 04/04
05/04 05/04
06/04 17/05
18/05 19/05
20/05 20/05

Electrical Items

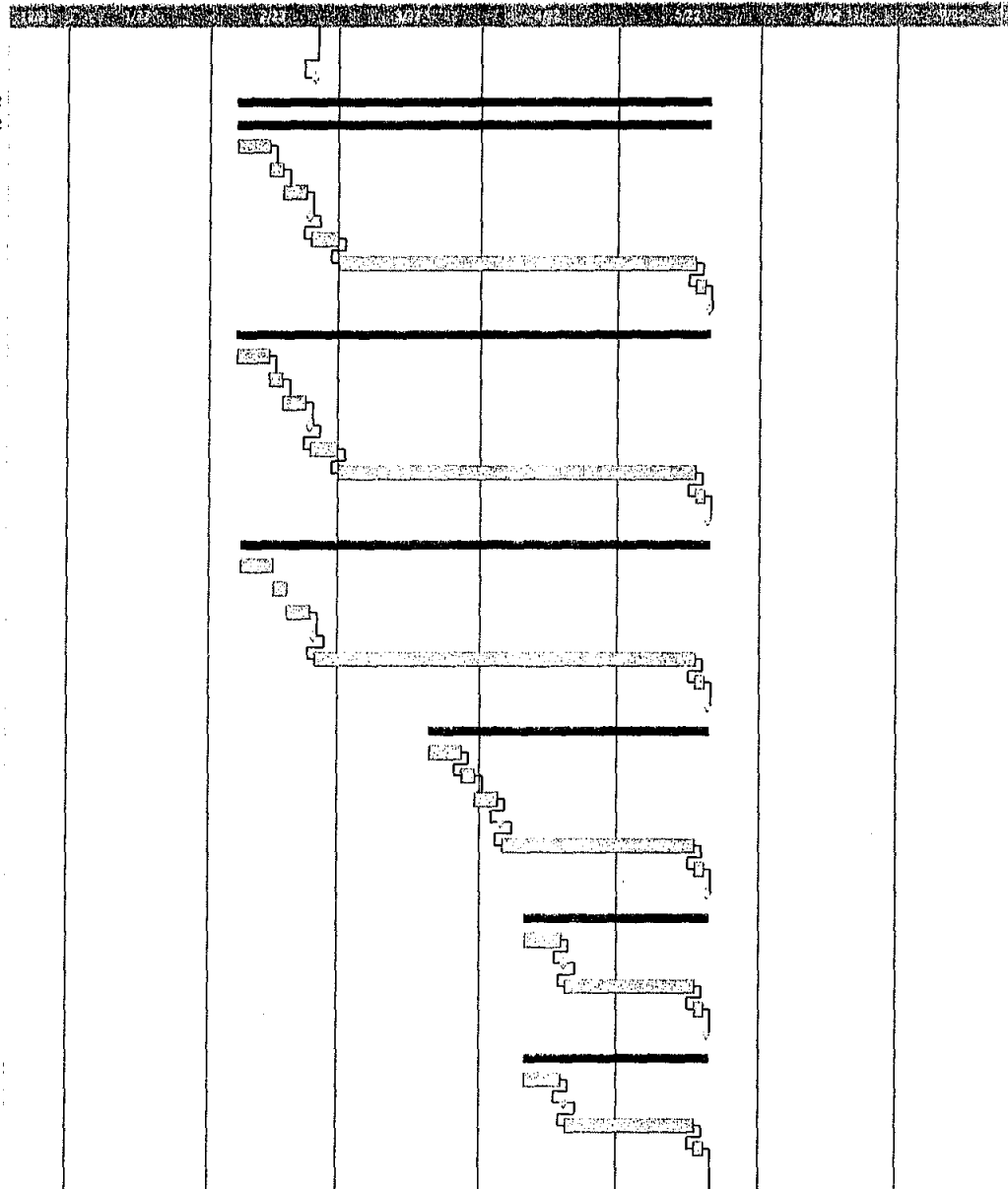
Negotiation with vendor
Ordered
Order Processing
Cartage
Delivery on Site

11/04/22 20/05/22
11/04 18/04
19/04 19/04
20/04 17/05
18/05 19/05
20/05 20/05

Sanitary Items

Negotiation with vendor
Ordered
Order Processing
Cartage


11/04/22 20/05/22
11/04 18/04
19/04 19/04
20/04 17/05
18/05 19/05

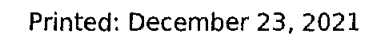




Printed: December 23, 2021

Delivery on Site	20/05	20/05
Team Mobilization	14/02/22	01/03/22
Requisition Request	14/02	18/02
Approval	19/02	19/02
Funds Release	20/02	25/02
Team Mobilization	01/03	01/03
Ground (4793.18 kWp)	31/01/22	24/07/22
Civil & Plumbing Infrastructure	31/03/22	12/05/22
Inverter Room Construction By CBL	31/03	31/03
Cleaning Infrastructure installation	18/04	12/05
Mechanical Work	01/03/22	22/05/22
Demarcation & marking	01/03	23/03
Piling works (Ramming)	16/03	15/04
Structure Installation	01/04	10/05
Panel Installation on Structure	18/04	18/05
Final Inspection	19/05	22/05
DC & LV Electrical Work	24/04/22	26/06/22
PV to PV earthing	15/05	06/06
DC Cable Tray Trench	24/04	18/05
Inverter & data logger Mounting	12/05	18/05
Boring for Earthing (Subject to approval)	19/05	02/06
Earth Testing Passed	03/06	05/06
LV AC Cable tray laying	21/05	28/05
LAR & Bare Conductor Installation	18/06	26/06
DC String Wiring	27/05	17/06
DC String Testing passed (Internal milestone)	18/06	21/06
LV AC Wire laying	01/06	05/06
DC and AC Interconnection	20/06	23/06
MV Substation Erection & Commissioning	31/01/22	06/07/22
Substation civil drawing approval	31/01	01/03
Substation civil construction with trench	02/03	31/03
LT Switchgear installation	06/04	14/04
Transformers placement	15/04	21/04
MV Switchgear Installation	22/04	02/05
LT & MV Switchgear wiring	03/05	08/05
LT & MV Switchgear interconnection	09/05	19/05
Transformer control wiring	20/05	26/05
MV Interconnection (Subject to shutdown by CBL)	27/05	07/06
Control testing	03/06	11/06
Energy meters Commissioning	01/07	03/07
MV Final Inspection	04/07	06/07
Commissioning	25/06/22	24/07/22
Electrical Testing	01/07	08/07
Weather station installation with Wiring	25/06	27/06
Commissioning of All Inverters	28/06	03/07
Commissioning with Energy	04/07	10/07





04/07	07/07
15/07	19/07
01/07	10/07
15/07	23/07
24/07	24/07