SUKKUR ELECTRIC POWER COMPANY

OFFICE OF THE CHIEF EXECUTIVE OFFICER (SEPCO)

Phone: 071-9310795
Fax: 071-9310801
Pbx: 071-9310800
ADMIN BLOCK
THERMAL POWER STATIONS
E-Mail: ceo_sepco@yahoo.com

No: CEO/SEPCO/ FD/CP&C/ 6049-51

Dated: 12/ 10 /2021.

The Registrar,
NEPRA,
NEPRA Tower,
Ataturk Avenue (East)G-5/1,
Islamabad.

Fw w/o & n.c P?

14/10/21

- Addl Dir - I
Copy to
- DG (Lic) ADG (T)
- SA (Tech)
- SA (M&E)
- M.P - LA (K/P)

Chairman
- V.C/M (M&E)
- M CCA (T)
- M Clies

Subject: **Multi -Year Tariff Petition of FY 2020-21 to FY 2024-25 (Distribution Business) Sukkur Electric Power Company Ltd.**

REGISTRAR
Dy. No: 15848
Dated: 4-10-21

i) This office letter No. FD/SEPCO/CPC/196-198 dated 17-06-2021.
ii) NEPRA letter No. NEPRA/R/TRF-100/SEPCO/32821-22 dated 27-07-2021
viii)This Office letter NO. CEO/FD/CPC/237 dated: 11-08-2021.
iv)This Office letter NO. CEO/FD/CPC/243 dated: 20-08-2021.
v) NEPRA letter No. NEPRA/R/TRF-100/SEPCO/35267 dated 30-08-2021.

The Multi -Year Tariff Petition of FY 2020-21 to FY 2024-25 (Distribution Business) (including all documents/information) and alongwith Integrated Generations Transmissions & Distribution Plan (IGTDP) are re-submitted as desired vide your letter referred at S.No.v

It is therefore requested kindly acknowledge the receipt.

Muhammed Saleem
Chief Executive Officer

Copies To:

- Joint Secretary (PF) Ministry of Energy Power Division, Islamabad.
- Chief Financial Officer (PEPCO) WAPDA House. Lahore.

SUKKUR ELECTRIC POWER COMPANY

Distribution License
No. 21/DL/2011

MULTI YEAR TARIFF PETITION FOR SUPPLY OF POWER

FOR THE FY 2021 TO 2025

AE661139



CEO SEPCO SUKKUR

NO 63 DATE 12/1/21
IG: 61/21
Zulfiqar Ali Soomro
Stamp Vendor
Shop No. 14 Sukkur Gymkhana
Minara Road Sukkur

AFFIDAVIT

I, Muhammad Saleem, Chief Executive officer, Sukkur Electric Power Company Limited, (Distribution Licence # 21/DL/2011) being duly authorized representative / attorney of Sukkur Electric Power Company Limited, herby solemnly affirm and declare that the contents of the accompanying petition / application for supply business submitted / filed vide letter No.CEO/FD/CPC/196-198dated 17th Jan, 2021, related to FY 2020-21to FY 2024-25, including all supporting documents are true and correct to the best of my knowledge and belief and that nothing has been concealed. I also affirm that all further documentation and information to be provided by me in connection with the accompanying petition shall be true to the best of my knowledge and belief.

DEPONENT

(MUHAMMAD SALEEM)
CHIEF EXECUTIVE OFFICER

1706
ZULFAQAR ALI G. SOOMRO
B.Sc LL.B
ADVOCATE
Notary Public Sukkur

SUKKUR ELECTRIC POWER COMPANY LIMITED

Office of the Company Secretary BoD SEPCO HQ

Admin Block Thermal Power Station Sukkur

Phone: 071-9310808 / PBX: 071-9310795-6 / Fax: 071-9310797 / Email: sepcobod@gmail.com

No. BoD / SEPCO / CS / B-241 / 2300 - 2315 *Dated: 16, June 2021*

BOARD RESOLUTION

Reference: *57th BoD SEPCO meeting held on 10.06.2021 & minutes of meeting circulated vide this office letter No. BoD/SEPCO/CS/B-241/2249-2266, dated 16.06.2021*

The decision of the Board in respect of following Agenda is hereby conveyed as under:

AGENDA–57 (3)	**MULTI YEAR TARIFF PETITION (SUPPLY FOR POWER & DISTRIBUTION OF POWER) FOR FY 2020-21 TO 2024-25**

Decision: **As per recommendation of 25th Audit & Finance Committee meeting held on 02.06.2021, the Board resolved and approved as under: -**

"Multi Year Tariff Petition for the FY 2020-21 to 2024-25 and review motion if required, and also authorized Chief Executive Officer SEPCO or his representative to present the Petition on behalf of SEPCO before NEPRA for filing petition."

Action by:
Finance Director

(Sattar Bux Soomro)
Company Secretary

Copy to the: -

- Chairman, BoD SEPCO.
- All Member, BoD SEPCO.
- Chief Engineer SEPCO _____ (all).
- HR & Admn Director SEPCO.
- Finance Director SEPCO.
- Manager (Internal Audit) SEPCO.
- Master File.

SUKKUR ELECTRIC POWER COMPANY
SUMMARY OF EVIDENCE FOR SUPPLY BUSINESS
FOR THE FY 2020-21 to FY 2024-25

Sr. #	Parameter	Unit	As per NEPRA's Last Determination for FY 2019-20	Provisional	Projection				
				FY 2019-20	FY 2020-21	FY 2021-22	FY 2022-23	FY 2023-24	FY 2024-25
1	Sales Volume & Growth in Sale	Gwh	3,502.00	2,710.08	2,792.77	2,941.89	3,059.23	3,721.32	4,102.19
2	T&D Losses	%age	18.11%	36.27%	35.31%	34.36%	33.39%	32.40%	31.39%
3	Power Purchase Price (Un-Adjusted)	Rs./kWh	14.41	13.57	13.65	15.65	17.36	18.12	19.34
4	Rate on Return Base	Rs./ in M	34	5	5	6	6	6	6
5	O & M	Rs. In M	378	768	954	1,137	1,356	1,553	1,780
6	Provision for Bad Debt	Rs./ in M	-	1,884	1,687	2,332	3,302	3,963	4,953
7	Depreciation	Rs. In M	12	5	6	6	6	6	6
8	Other Income	Rs. In M	(96)	(98)	(98)	(99)	(99)	(99)	(100)
9	Distribution Margin	Rs.Kwh	328.10	2564.34	2553.59	3382.24	4570.34	5427.94	6646.09
10	Prior Period Adjustment	Rs.Kwh	1.470						
11	Average Sales Tariff	Rs.Kwh	19.159	22.242	22.019	24.990	27.550	28.259	29.800
12	Finance Cost	Rs.Kwh	-	1.64	0.59	0.56	0.54	0.44	0.40
13	Net Average Tariff	Rs.Kwh	20.63	23.88	22.60	25.55	28.09	28.70	30.20



TARIFF PETITION

1. PETITION SUMMARY

1.1 Details of the Petitioner:

1.1.1 Name and Address:

Sukkur Electric Power Company Limited (hereinafter referred to as SEPCO)
Thermal Power Station, Old Sukkur, Sukkur.

1.1.2 Representatives of SEPCO:

Mr. Muhammad Saleem	Chief Executive Officer.
Mr. Muhammad Khan Sohu	Chief Technical Officer.
Mr. Khoob Chand Rajput	Chief Commercial Officer.
Mr. Imdad Ali Mirani	Finance Director.

1.1.3 Overview:

- SEPCO is filing the Consumer end Multi Year Tariff Petition Supply Business for the FY 2020-21 to FY 2024-25 in accordance with the Amended NEPRA Act 2018.

- SUKKUR ELECTRIC POWER COMPANY LIMITED (SEPCO) is a licensed public limited company providing utility service to distribute and supply electricity to the area of Sukkur Electric Power Company Limited, as set out in SEPCO's license, granted by NEPRA under the NEPRA Act.

The Distribution System of the SEPCO consists of three operation circles namely:

⇒ Sukkur
⇒ Larkana
⇒ Dadu

2.1 Tariff Methodology:

2.1.1 SEPCO's Margin:

The formula calculates SEPCO's distribution margin based on projected unit sales, operating expenses, depreciation, investment and return on investment (cost of capital). Generation and transmission costs are treated as pass-through. The formula determines revenues for the period of the tariff control period. Revisions may be made to revenues within that period if actual inflation is different from forecast. The profits or losses that arise from changes in efficiency or demand would, however, be retained by SEPCO for the duration of the revenue control period.

At the end of the period, the formula would be reapplied to determine the distribution margin for each quarter period in the subsequent period of control. Operating expenditures will be subject to an efficiency requirement so that SEPCO will be required to ensure that its increase in costs is below the rate of inflation by an efficiency factor (X) to be determined by NEPRA.

Under the proposed tariff-setting methodology, the average retail tariff would consist of

Sukkur Electric Power Company Ltd.

(i) Power Purchase Price (PPP) adjusted on T&D Losses and (ii) Average Distribution Margin, which would be set on the formula-based methodology of NEPRA (iii) Prior Year Adjustment.

2.1.2 Power Purchase Price (PPP):

Sukkur Electric Power Company Limited pay a Power Purchase Price that consists is there components, Energy Charges, Capacity Charges & Use of System Charges to CPPA-G.

While passing through the PPP, it is recognized that distribution companies experience some level of T & D losses, defined as the percentage of the difference between the units received by the Company and the units invoiced to the consumers. The PPP should thus be adjusted such that SEPCO would be compensated for some losses, without hindering the incentive to eliminate the total losses.

$$Adjusted\ PPP = \frac{PPP}{1 - L}$$

Where:

- PPP is the actual cost of electricity supply per unit charged by CPPA or any other source at any given time;

1-Lis the Transmission and distribution losses defined as a percentage of purchased units, in accordance with a schedule established for the control period.

The schedule of T&D losses set for FY 2020-21 to FY 2024-25 is as under:
Table

Description	Unit	FY 2019-20	FY 2019-20	FY 2020-21	FY 2021-22	FY 2022-23	FY 2023-24	FY 2024-25
		Determined	Provisional	Provisional	Projected	Projected	Projected	Projected
Units Received	[MkWh]	4,276	4,253	4,317	4,482	4,593	5,505	5,979
Units Sold	[MkWh]	3,502	2,710	2,793	2,942	3,059	3,721	4,102
T&D Losses	[%age]	18.11%	36.27%	35.31%	34.36%	33.39%	32.40%	31.39%

2.2 Distribution Margin Formula:

The average Distribution Margin (DM) for the2020-21 to FY 2024-25 is based on the following formula, keeping in view of the provisional results for the FY 2020-210, where ever required.

$$Avg.\ D.Margin = \frac{O\&M + Provision\ for\ Bad\ Debts + Depreciation + RORB - (Other\ income)}{Total\ Estimated\ Unit\ Sales}$$

Where:

O&M is the expected operating and maintenance cost per kWh, which includes the estimated cost of technical service and repair, necessary materials for operation, salary, mandatory social insurance payments, administration, management and other operating costs related to SEPCO's distribution and supply business. The O&M component for the FY 2020-21 to FY 2024-25 is estimated on the basis of inflation adjustments to SEPCO's operating expenses from the latest available data for FY 2019-20.

2.2.1 Provision for Bad Debts:

The socio-economic condition of the consumers of SEPCO's area of service is very poor. The capability of payment utility bills is weak. The overall recovery position of consumer end-tariff of SEPCO is as under:-

Sukkur Electric Power Company Ltd

Period	Billing [Rs. In M]	Collection [Rs. In M]	%age of Collection
FY 2019-20	47,256	27,607	58%
FY 2018-19	42,110	26,923	64%
Inc/Dec:	**5,146**	**684**	-6%

2.2.2Depreciation:

The depreciation of assets is provided in accordance with the accounting policy of the Company.

2.2.3 Average Rate of Return (ROR):

The return on investment on the (cost of capital) will be calculated as follows:

$$ROR = \textit{Profit Rate Base} \times \textit{Rate of Return}$$

Where:

Profit Rate Base is defined for the FY 2020-21 to FY 2024-25 as the sum of (i) Gross Fixed Assets in Operation beginning of the year (ii) The capital expenditures for the year (New Investments), in accordance with the proposed investment programme (iii.) Less Cumulative Depreciation (iv) Plus Closing Capital Work in Progress (v) Less: Differed Credit.

Annual Rate of Return is a pre-tax return on the Profit Rate Base. Because the investment is typically financed with a combination of debt equity, the appropriate rate of return would be a market-based weighed average of the cost of capital

2.2.4 ***Total Estimated Unit Sales*** schedule of the total unit sales (in kWh) of SEPCO across all customer categories is forecast for the FY 2020-21 to FY 2024-25. This forecast is used to determine the average distribution margin for supply business per unit for the FY 2020-21 to FY 2024-25 needed to cover the revenue requirement expected for the year as under:-

Sukkur Electric Power Company Ltd.

2.3 Consumer-end Tariff-Setting:

During the projected years, Company's tariff is revised so that total margin is recovered from customers, as per following format.

Consumer-end Tariff=*Adjusted PPP + Distribution Margin +PYA*

The PPP is the power purchase price. It reflects the amount paid by SEPCO to CPPA and may also be termed the CPPA transfer price. Since it is difficult to estimate future PPP with precision, we have assumed PPP according to last year actual average per unit. In the absence of customer load data, we cannot calculate marginal generation costs; therefore, PPP cost has been averaged across all units sold by SEPCO

2.4 Revision of Consumer End Tariffs:

Based on the methodology discussed above, possible quarterly adjustments to consumer end tariffs within a re-base or revenue control period are strictly limited to the following items:

Scheduled Change in Tariff:

The retail tariff may be revised monthly, quarterly, semi-annually as the case may be, to ensure required revenue due to changes in the basic assumptions formulating tariff design.

2.6 Changes in PPP:

At any point in time, any changes in the Power Purchase Price (e.g. due to fuel cost adjustments) would result in a corresponding change in retail tariffs (i.e., the change would be passed through immediately) on monthly basis.

2.7 Inflation Adjustments:

The O&M component of the distribution margin is adjusted for expected inflation of control period.

2.8 Extraordinary Adjustments:

Any justified losses and/or additional expenses incurred by SEPCO due to changes in legislation month tariff adjustment determined but not notified, legal acts, technical regulation, or other special events that are beyond its control would be reimbursed by adjusting the Tariff, subject to NEPRA's approval:

3. CALCULATING SEPCO'S REVENUE REQUIREMENT:

3.1 Trends in Customers Numbers and Consumptions:

It is observed that domestic and life line consumers dominated the consumers number in SEPCO as per Annex-I. The subsidized categories generally outpaced others, which has been a major pressure on the tariffs.

The increase in domestic consumption relative to industrial consumption i.e. sales mix is poor indicative for SEPCO's revenues and profitability. Meanwhile, industrial customers (the most profitable for SEPCO, as they are more economical to serve) are reducing their consumption (by installing captive generation) resulting in lower revenues for the Company.

3.2 Calculating SEPCO's Revenue Requirement:

Based on the tariff methodology described in the previous section, the average tariff for fiscal years F.Y 2020-21 to FY 2024-25, has been calculated using the following parameters:

Sukkur Electric Power Company Ltd.

3.3.1 Total Unit Sales:

Unit Sales for FY 2019-20, is actual & FY 2020-21 to FY 2024-25 is projected keeping in view the availability of electricity in the system and reduction in T&D Losses by (1) % from the last year FY 2019-20 projected losses as per following tables The quarterly sales volume is actual & projected considering the seasonal effect keeping the overall target.
The detail of category wise projected sales volume is as per Table-I.

3.3.2 Projected Transmission and Distribution Losses:

The T&D Losses for the FY 2020-21 to 2024-25 are projected as under:

Description	Units	Actual	Projected				
		2019-20	2020-21	2021-22	2022-23	2023-24	2024-25
Units Purchased	(MkWh)	4,253	4,317	4,482	4,593	5,505	5,979
Units Sold	(MkWh)	2,710	2,793	2,942	3,059	3,721	4,102
Units Lost	(MkWh)	1,542	1,525	1,540	1,533	1,783	1,876
Unit lost: (%age)	(%age)	36.3%	35.3%	34.4%	33.4%	32.4%	31.4%
Distribution Loss	(%age)	34.4%	33.4%	32.4%	31.4%	30.4%	29.4%
Transmission Loss	(%age)	1.8%	1.7%	1.6%	1.5%	1.4%	1.3%
Total Transmission &Distribution Losses	(%age)	36.3%	35.3%	34.4%	33.4%	32.4%	31.4%

3.3.3 Power Purchase Price (PPP):

The estimated PPP for the FY 2020-21 to FY 2024-25 is based on the CPPA-G Projection and adjusted projected as under:-

Description	Units	Actual	Projected				
		2019-20	2020-21	2021-22	2022-23	2023-24	2024-25
Units Purchased	(MkWh)	4,253	4,317	4,482	4,593	5,505	5,979
Units Sold	(MkWh)	2,710	2,793	2,942	3,059	3,721	4,102
Unit lost: (%age)	(%age)	36.3%	35.3%	34.4%	33.4%	32.4%	31.4%
PPP (Un-Adjusted)	(MkWh)	14.41	13.65	15.65	17.36	18.12	19.34
PPP (Adjusted)	(MkWh)	17.59	23.60	25.55	28.09	28.70	30.20

Any change in the fuel price adjustment of PPP will be adjusted on Monthly basis of its energy charges components, capacity and use of system charges will be adjusted on quarterly / Semi-annually basis that is treated as pass through items to the ultimate consumers.

3.3.4 Inflation:

The CPI is expected to increase annually by the historical average inflation rate of 9%.

3.3.5 O&M COST:

Based on inflation adjustments to SEPCO'S operating expenses from the latest available provisional FY 2020-21 and 10% increase in Salaries & Allowances in the FY 2020-21 to 20024 to 25.
The O&M per unit has been projected at around as per Table-2 in the following major heads.

Sukkur Electric Power Company Ltd.

3.3.5 **Pay and Allowances:**

The pay and allowances includes salaries of regular and contract employees, wages of daily wages, which includes all benefits such as house rent and acquisitions allowances, medical allowances and facilities, free electricity and pension contribution. Considering the impact of increase in salaries annual increment e.t.c. by the Govt: as per the finance bill.

- **Repair and Maintenance:**

The repair and maintenance expenditures pertain to the Computers and Equipments.

- **Travelling Allowance:**

The travelling expenses for daily movement from allied formation to all bank branched and collect the scroll from banks and submit to MIS Directorate.

- **Transportation Charges:**

The transportation charges include repair and maintenance of vehicles, POL and annual renewal of registration fees.

- **Other Miscellaneous Expenditures:**

Other miscellaneous expenditures, includes repair of furniture and office equipment, stationery and Photostat charges, postage and telecommunications.

3.3.6 **Market Implementation & Regulatory Affairs Department IMIRD)**

- A dedicated department to act as an interface between the DISCOs and the Competitive Trading Bilateral Contracts Market (CTBCM) has been envisaged in the CTBCM Implementation Roadmap. Creation of this dedicated market department is also part of the CTBCM detailed implementation plans approved by the Authority. This department will initially assist SEPCO in implementation of CTBCM planned activities of DISCOs and later perform competitive market related functions SEPCO as envisaged in the approved plan. This department will become a dedicated central interface between SEPCO and the competitive electricity market equipped with staff having specialized knowledge and competency and supported by necessary infrastructure to first implement and then administer the market operations including bilateral contracts portfolio management, short and medium term, demand forecasting, transmission planning, and overseeing legal and regulatory affairs.
- DISCOs jointly prepared in consultation with CPPA and its international consultants, a proposal encapsulating structure of the department titled as "Market Implementation and Regulatory Affairs Department (MIRAD)" to be created within each DISCOs before the start of CTBCM.
- The proposal has been endorsed by the Ministry of Energy (Power Division) vide letter No. PF No. PF-05(04)/2012 dated December 1, 2020 and consequently BoD SEPCO has approved the structure, staffing and respective perks & privileges of MIRAD.

Sukkur Electric Power Company Ltd.

- **Total Number of Management Positions in MIRAD**

The structure of MIRAD has a total of 20 managerial positions of different cadres ranging from BPS-17 to BPS-20. The break-up of these positions are as follows:

Head of Department (BPS-20):	1 Position
Managers (BPS-19):	3 Positions
Deputy Managers (BPS-18):	6 Positions
Assistant Managers (BPS-17):	10 Positions.

Out of 20 positions, 11 Positions already exist in various quarters under the current sanctioned strength while 9 Positions are new and required to be created exclusively under MIRAD

Sukkur Electric Power Company Ltd.

Table-1

CATEGORY WISE SALES VOLUME PROJECTED

GWH

Description	Unit Sale (Projected)				
	FY 2020-21	FY 2021-22	FY 2022-23	FY 2023-24	FY 2024-25
Residential					
Up to 50 Units	50.27	52.95	55.07	66.98	73.84
For peak load requirement up to 5 kW					
01-100 Units	447.12	470.99	489.78	595.77	656.75
101-200 Units	354.92	373.88	388.79	472.93	521.33
201-300 Units	338.01	356.04	370.25	450.38	496.48
301-700Units	255.46	269.09	279.83	340.39	375.23
Above 700 Units	135.90	143.16	148.88	181.10	199.62
E-1 (1)	1.25	1.47	1.40	1.71	1.88
For peak load requirement exceeding 5 kW					
Time of Use (TOU) – Peak	5.57	5.86	6.10	7.41	8.17
Time of Use (TOU) - Off-Peak	69.73	73.46	76.40	92.92	102.44
Commercial - A2	66.41	69.96	72.75	88.50	97.55
For peak load requirement up to 5 kW					
Regular	16.23	17.10	17.77	21.62	23.84
Time of Use (TOU) - Peak (A-2)	18.83	19.84	20.63	25.10	27.67
Time of Use (TOU) - Off-Peak	104.59	110.18	114.57	139.36	153.64
Industrial					
B1	21.07	22.20	23.09	28.09	30.96
B1 - TOU (Peak)	8.27	8.71	9.06	11.02	12.14
B21- TOU (Off-peak)	96.50	101.66	105.71	128.59	141.75
B2	26.77	28.20	29.33	35.68	39.33
B2 - TOU (Peak)	29.86	31.46	32.71	39.79	43.86
B2 - TOU (Off-peak)	208.61	219.76	228.51	277.97	306.42
B3 - TOU (Peak)	4.01	4.21	4.39	5.33	5.88
B3 - TOU (Off-peak)	21.76	22.92	23.83	28.99	31.95
B4 - TOU (Peak)	2.94	3.10	3.23	3.93	4.32
B4 - TOU (Off-peak)	17.65	18.60	19.33	23.52	25.93
TMP E-2 (1)	1.48	1.55	1.62	1.97	2.17
C1(a) Supply at 400 Volts - up to 5 kW	4.33	4.55	4.74	5.76	6.34
C1(b) Supply at 400 Volts -exceeding 5 kW	34.41	36.24	37.68	45.84	50.53
C1(c) Time of Use (TOU) – Peak	5.69	5.99	6.23	7.58	8.35
C1(c) Time of Use (TOU) - Off-Peak	32.78	34.53	35.91	43.69	48.15
C2 Supply at 11 kV	12.32	12.97	13.49	16.42	18.10
Time of Use (TOU) – Peak	12.66	13.33	13.87	16.87	18.59
Time of Use (TOU) - Off-Peak	65.46	68.95	71.70	87.22	96.14
Agricultural Tube-wells - Tariff D					
D1 Scarp	92.56	97.51	101.40	123.35	135.96
Time of Use (TOU) - Peak D-1	12.42	13.08	13.61	16.55	18.25
Time of Use (TOU) - Off-Peak D1	102.99	108.49	112.82	137.24	151.28
D2 Agricultural Tube-wells	20.23	21.31	22.16	26.95	29.71
Time of Use (TOU) - Peak D-2	2.32	2.45	2.55	3.10	3.41
Time of Use (TOU) - Off-Peak D2	2.68	2.82	2.94	3.57	3.94
Public Lighting G	25.70	27.07	28.15	34.24	37.75
Colonies H (I)	1.34	1.41	1.47	1.79	1.96
A-3 (66) General Supply	61.63	64.82	67.49	82.12	90.57
Grand Total	2,792.77	2,941.89	3,059.23	3,721.32	4,102.19

Sukkur Electric Power Company

3.3.6 Average Rate of Return (ROR):

Average ROR is kept at 15.02% as cost of capital as allowed by NEPRA for the FY 2019-20.

$$Ke = RF + (RM - RF) \times \beta$$
$$= 13.7687\% + (15\% \times 1.1)$$
$$= 15.12\%$$

The cost of debts ;kd = 15.02%

$$WACC = [Ke \times (E/V)] + [kd \times (D/V)]$$

Where E/V and D/V are equity and debt ratio respectively taken as 30% & 70%.

3.3.9 Distribution Margin for Supply Business:

The sum of the O&M, Depreciation, and provision for bad debt and ROR less Amortization and Other Income result in SEPCO's distribution revenue is divided by the total estimated unit's sales yields the average distribution margin for the each year is worked out as under:

Sr. No.	Description	FY 2020-21	FY 2021-22	FY 2022-23	FY 2023-24	FY 2024-25
1	Return on Net Fixed Assets in Operation (RRB * Profit Rate Base) @15.02%.	5	6	6	6	6
2	O&M (Million Rs.)	954	1,137	1,356	1,553	1,780
3	Depreciation (Million Rs.)	6	6	6	6	6
4	Provision for bad debts (Million Rs.)	1,687	2,332	3,302	3,963	4,953
5	Other Income (Million Rs.)	(98)	(99)	(99)	(99)	(100)
6	Distribution Margin Cost (Million Rs.)	2,554	3,382	4,570	5,428	6,646
7	Sales Volume (Gwh)	2,802	2,942	3,060	3,721	4,102
8	Average Distribution Margin (6/7) Rs./Kwh	0.91	1.15	1.49	1.46	1.62

3.4 Tariff FY 2020-21 to FY 2024-25:

The Average Tariff based on the methodology discussed above comes for the each year from FY 2020-21 to FY 2024-25, is as under, detail working is attached as per Table-2.

3.5 Estimated Sales Revenue for the FY 2020-21 to FY 2024-25:

Estimated Sales Revenue on the basis of proposed Tariff for the FY 2020-2 to FY 2024-25 is as under.

Table [Each Year]

Description	Unit	FY 2020-21	FY 2021-22	FY 2022-23	FY 2023-24	FY 2024-25
Energy Charges	Rs. In M	24,117	21,040	19,913	27,482	30,390
Capacity Charges	Rs. In M	32,791	45,247	55,483	67,244	79,837
Transmission Charges	Rs. In M	2,201	3,830	4,288	4,981	5,343
Market Operation fee	Rs. In M	17	18	27	27	28
Power Purchase Cost	**Rs. In M**	59,126	70,135	79,711	99,734	115,598
Distribution Margin Net	**Rs. In M**	2,554	3,382	4,570	5,428	6,646
Total	**Rs. In M**	61,680	73,517	84,281	105,162	122,244

3.6 Comparison of Current Tariff and Proposed Tariff FY 2020-21.:

The Category wise comparison of determined Tariff and Proposed Tariff FY 2020-21is as Annex-I.

Sukkur Electric Power Company Ltd.

4. SUMMERY OF EVIDENCE:

The Financial Projection of the Company on the basis of proposed Tariff is as under:

A- (Quantitative DATA) [Table Each Year 2020-21-24-25]

Description	Unit	FY 2020-21	FY 2021-22	FY 2022-23	FY 2023-24	FY 2024-25
Units Purchase	Gwh	4,317	4,482	4,593	5,505	5,979
Units Sold	Gwh	2,793	2,942	3,059	3,721	4,102
Losses	%age	35.3%	34.4%	33.4%	32.4%	31.4%
Average PPP (Un-adjusted)	Rs./Kwh	13.65	15.65	17.36	18.12	19.34
Average Sale Rate	Rs./Kwh	23.60	25.55	28.09	28.70	30.20

B- (Financial Results) [Table Each Year 2020-21-24-25]

Description	FY 2020-21	FY 2021-22	FY 2022-23	FY 2023-24	FY 2024-25
Sale	67,959	87,569	100,993	121,025	141,058
Cost of Sale	59,126	70,135	79,711	99,734	115,598
Operating Expenses	2,646	3,475	4,664	5,521	6,740
Other Income	1,020	1,156	1,246	1,347	1,458
Financial Charges	1,640	1,640	1,640	1,640	1,640
Tax for the year	127	190	268	293	318
Profit / (Loss) for the year	5,440	13,284	15,957	15,183	18,221

In support of the Petition following financial as well as commercial calculations are submitted for consideration of the Authority.

Sukkur Electric Power Company Ltd.

5. TARIFF DESIGN / ELIMINATION OF CROSS-SUBSIDIES:

As indicated in the preceding paragraphs, industrial customers that are paying in excess of their cost of service are effectively subsidizing domestic customers, thus encouraging such customers to bypass distribution network through the installation of captive generation. Many domestic customers can not afford what would amount to a doubling of tariffs. We therefore propose the consumer category wise tariff considering the following:

(a) SEPCO is design the category wise tariff in such a way that life line consumers be kept at minimum for reducing to burden of higher tariff on poor consumers as per policy of Govt.

(b) The cross subsidy will be reduced over a period of proportionately for improving the efficiency of the Company.

Sukkur Electric Power Company Ltd

6. PRAY:

- **Consumer End Tariff:**

  It is prayed that the average tariff rate from the FY 2020-21 to FY 2024-25, category wise w.e.f 1st July, 2020 may be allowed as under:

Description	Unit	FY 2020-21	FY 2021-22	FY 2022-23	FY 2023-24	FY 2024-25
Average Sale Rate	Rs./Kwh	23.60	25.55	28.09	28.70	30.20

Sukkur Electric Power Company Ltd

STANDARD PETITION FORMATS (SUPPLY OF POWER)

INDEX

FORM NO.	DESCRIPTION
1	Company Statistics
2	Profit & Loss Statement
3	Profit & Loss Statement (Month wise)
4	Balance Sheet
5	Cash Flow Statement
6	Power Purchase (Actual for the Last Corresponding period)
7	Line Losses Statement
8	SEPCO load factors
9	Average Rate per Unit Purchased and Sold
10	DEMAND (Actual and Calculated) and Number of Customers
11	Sold Energy Evaluation and Setting up Sold Energy Average
12	Load Growth Evaluation and Setting up Load Average
13	Asset Register
14	Aging of Accounts Receivables
15	Sales Growth with Distribution losses
16	Operating Cost
17	Distribution Margin Comparison
18	Financial Charges
19	RORB Calculation
20	Revenue Requirement
21	Investment
22	Interest on Development Loans (Circular Debt -TFC)
23	Development Loan (Circuler Debts) TFC FY 2015-16
24	Domestic Consumer's Analysis
25	Provision for Tax
26	Existing & Proposed Tariff Statement
27	Revenue & Subsidy Statement
28	Proposed Revenue & Subsidy Statement

FORM - 1

SUKKUR ELECTRIC POWER COMPANY

Company Statistics

Description	FY 2019-20 Provisional	FY 2020-21	FY 2021-22	FY 2022-23	FY 2023-24	FY 2024-25 Provisional
Number of Consumers	788816	818816	858816	908816	958816	1008816
Area	56300	56300	56300	56300	56300	56300
Circles	7	7	7	8	8	8
Divisions	29	29	30	30	30	31
Sub Divisions	96	96	97	97	97	99
Length of Feeders	24,789	25,285	25,791	26,307	26,833	27,369
Average Length of Feeders	46	45	44	43	43	42
Maximum Length of Feeder	364	218	218	218	218	218
Minimum Length of Feeder	0.95	0.95	0.95	0.95	0.95	0.95
New connections	26,684	30,000	40,000	50,000	50,000	50,000
Length of High Voltage Transmis	2,241	2,262	2,285	2,308	2,331	2,354
Length of High Voltage Transmis	687	687	687	687	687	687
Length of STG lines (66 and 11 k	25,522	26,018	26,524	27,040	27,566	28,102
Length of Low Voltage Distributic	13,363	13,457	13,551	13,646	13,741	13,837
Number of HV transformers	132	133	133	133	133	133
Number of **burned down** HV tra	0	0	0	0	0	0
Number of STG transformers	132	133	133	133	133	133
Number of **burned down** STG tr	0	0	0	0	0	0
Number of LV transformers	38,200	38,658	39,238	40,023	40,824	41,640
Number of **burned down** LV trar	243	226	210	195	182	169

Strength (No.)

	Number of Employees	FY 2019-20 Provisional	FY 2020-21 Projected	FY 2021-22 Projected	FY 2022-23 Projected	FY 2023-24 Projected	FY 2024-25 Projected
A	**Qualified Professionals**	17	15	17	18	18	18
	Engineers						
	Others						
B	**Staff**	871	766	805	821	821	821
	Technical	390	343	360	368	368	368
	Clerical	378	333	349	356	356	356
	Non Technical	103	91	95	97	97	97

Cost (Rs. in M)

	Number of Employees	FY 2019-20 Provisional	FY 2020-21 Projected	FY 2021-22 Projected	FY 2022-23 Projected	FY 2023-24 Projected	FY 2024-25 Projected
A	**Qualified Professionals**	422	525	625	746	854	979
	Engineers						
	Others						
B	**Staff**						
	Technical	155	192	229	273	313	359
	Clerical	150	186	222	265	303	348
	Non Technical	41	51	61	72	83	95

FORM - 2

SUKKUR ELECTRIC POWER COMPANY

Profit & Loss Statement (Supply Business)

		FY 2019-20	FY 2020-21	FY 2021-22	FY 2022-23	FY 2023-24	FY 2024-25
		Provisional	Provisional	Projected	Projected	Projected	Projected
Power Balances							
Units Received	[MkWh]	4,253	4,332	4,482	4,593	5,505	5,979
Units Lost	[MkWh]	1,542	1,530	1,540	1,533	1,783	1,876
Units Lost	[%age]	36.27%	35.31%	34.36%	33.38%	32.40%	31.39%
Units Sold	[MkWh]	**2,710**	**2,802**	**2,942**	**3,060**	**3,721**	**4,102**
Revenue							
Sales Revenue	[Mln Rs]	33,737	46,649	66,046	79,255	99,069	118,883
Subsidy	[Mln Rs]	21,318	21,310	21,523	21,738	21,956	22,175
Fuel Price Adjustment	[Mln Rs]	-					
Total Sales Revenue	[Mln Rs]	**55,056**	**67,959**	**87,569**	**100,993**	**121,025**	**141,058**
Rental & Service Income	[Mln Rs]	1,233	14	16	16	17	18
Amortization of Def Credits	[Mln Rs]	543	451	519	595	681	777
Other Income	[Mln Rs]	555	608	621	635	649	663
Total Revenue	[Mln Rs]	**57,386**	**69,032**	**88,725**	**102,240**	**122,372**	**142,516**
Operating Cost							
Power Purchase Cost	[Mln Rs]	57,717	59,126	70,135	79,711	99,734	115,598
O&M Expenses	[Mln Rs]	768	954	1,137	1,356	1,553	1,780
Depreciation	[Mln Rs]	6	6	6	6	6	6
Amortization	[Mln Rs]	-	-	-			-
Provision for Bad Debt	[Mln Rs]	1,884	1,687	2,332	3,302	3,963	4,953
Other Contingency Expenses	[Mln Rs]		-				-
Total Operating Cost	[Mln Rs]	**60,374**	**61,772**	**73,610**	**84,374**	**105,255**	**122,338**
EBIT	[Mln Rs]	(2,988)	7,259	15,114	17,865	17,116	20,178
Financial Charges	[Mln Rs]	4,443	1,640	1,640	1,640	1,640	1,640
EBT	[Mln Rs]	(7,431)	5,619	13,474	16,225	15,476	18,538
Tax	[Mln Rs]	-	127	190	268	293	318
EAT	[Mln Rs]	(7,431)	5,492	13,284	15,957	15,183	18,221
WPPF	[Mln Rs]	-					
Profit/loss for the period	[Mln Rs]	**(7,431)**	**5,492**	**13,284**	**15,957**	**15,183**	**18,221**

FORM - 3

SUKKUR ELECTRIC POWER COMPANY

Profit & Loss Statement FY2019-20 *(Provisional)*

		Jul-19	Aug-19	Sep-19	Q-1	Oct-19	Nov-19	Dec-19	Q-2	Jan-20	Feb-20	Mar-20	Q-3	Apr-20	May-20	Jun-20	Q-4	Total
		Projected	Projected	Projected	Projected	Projected	Projected	Projected	Projected	Projected	Projected	Projected	Projected	Projected	Projected	Projected	Projected	Projected
Power Balances																		
Units Received	[MkWh]	509.02	510.98	483.99	1,504.00	341.22	220.10	212.84	774.16	206.74	179.89	212.78	599.41	357.66	523.40	493.88	1,374.94	4,252.50
Units Lost	[MkWh]	237.17	205.52	193.58	636.28	109.94	36.38	52.47	200.80	50.07	38.57	74.64	163.27	148.04	204.35	189.68	542.07	1,542.42
Units Lost	[%age]	46.59%	40.22%	40.00%	39.55%	32.22%	17.44%	24.65%	8429.00%	24.22%	21.44%	35.06%	27.24%	41.39%	39.04%	38.41%	39.42%	36.27%
Units Sold	[MkWh]	271.86	305.46	290.41	867.72	231.27	181.72	160.37	573.36	156.68	141.31	138.14	436.13	209.62	319.05	304.20	832.87	2,710.08
Revenue																		
Sales Revenue	[Mln Rs]	3,384	3,803	3,615	10,802	2,879	2,262	1,998	7,138	1,950	1,759	1,720	5,429	2,810	3,972	3,787	10,568	33,737
Subsidy	[Mln Rs]	2,139	2,403	2,284	6,826	1,818	1,429	1,262	4,510	1,232	1,112	1,087	3,431	1,649	2,510	2,393	6,552	21,318
Fuel Price Adjustment	[Mln Rs]				-				-				-				-	-
Total Sales Revenue	[Mln Rs]	5,523	6,205	5,900	17,628	4,698	3,692	3,258	11,648	3,183	2,871	2,806	8,860	4,458	6,482	6,180	16,920	55,056
Rental & Service Income	[Mln Rs]	148	83	104	335	230	100	75	405	72	73	48	193	80	109	110	299	1,233
Amortization of Def Credits	[Mln Rs]				-				-				-			543	543	543
Other Income	[Mln Rs]	46.25	46.25	46.25	139	46.25	46.25	46.25	139	46.25	46.25	46.25	139	46.25	46.25	46.25	139	555
Total Revenue	[Mln Rs]	5,717	6,335	6,050	18,102	4,974	3,838	3,379	12,192	3,301	2,990	2,901	9,192	4,585	6,637	6,879	17,901	57,386
Operating Cost																		
Power Purchase Cost	[Mln Rs]	5,409	5,747	6,022	17,178	4,974	3,940	3,849	12,763	3,318	3,906	2,802	10,026	5,673	6,439	5,636	17,749	57,717
O&M Expenses	[Mln Rs]	64	64	64	192	64	64	64	192	64	64	64	192	64	64	64	192	768
Depreciation	[Mln Rs]	0	0	0	1	0	0	0	1	0	0	0	1	0	0	0	1	6
Amortization	[Mln Rs]				-				-				-				-	-
Provision for Bad Debt	[Mln Rs]	157	157	157	471	157	157	157	471	157	157	157	471	157	157	157	471	1,884
Other Contingency Expenses	[Mln Rs]				-				-				-				-	-
Total Operating Cost	[Mln Rs]	5,630	5,968	6,244	17,842	5,196	4,161	4,070	13,427	3,539	4,129	3,024	10,692	5,894	6,661	5,858	18,413	60,374
EBIT	[Mln Rs]	87	367	(194)	260	(221)	(323)	(691)	(1,235)	(238)	(1,139)	(123)	(1,500)	(1,509)	(24)	1,021	(512)	(2,988)
Financial Charges	[Mln Rs]				-				-				-			4,443	4,443	4,443
EBT	[Mln Rs]	87	367	(194)	260	(221)	(323)	(691)	(1,235)	(238)	(1,139)	(123)	(1,500)	(1,509)	(24)	(3,422)	(4,955)	(7,431)
Tax	[Mln Rs]				-				-				-				-	-
EAT	[Mln Rs]	87	367	(194)	260	(221)	(323)	(691)	(1,235)	(238)	(1,139)	(123)	(1,500)	(1,509)	(24)	(3,422)	(4,955)	(7,431)
WPPF	[Mln Rs]				-				-				-				-	-
Profit for the period	[Mln Rs]	87	367	(194)	260	(221)	(323)	(691)	(1,235)	(238)	(1,139)	(123)	(1,500)	(1,509)	(24)	(3,422)	(4,955)	(7,431)
Prior year adjustment*	[Mln Rs]				-				-				-				-	-
Net Profit / Loss after prior year	[Mln Rs]	87	367	(194)	260	(221)	(323)	(691)	(1,235)	(238)	(1,139)	(123)	(1,500)	(1,509)	(24)	(3,422)	(4,955)	(7,431)

* Prior Year adjustment includes in Tariff rate

SUKKUR ELECTRIC POWER COMPANY

Profit & Loss Statement FY 2020-21 *(Provisional / Projected)*

		Jul-20	Aug-20	Sep-20	Q-1	Oct-20	Nov-20	Dec-20	Q-2	Jan-21	Feb-21	Mar-21	Q-3	Apr-21	May-21	Jun-21	Q-4	Total
		Projected	Projected	Projected	Projected	Projected	Projected	Projected	Projected	Projected	Projected	Projected	Projected	Projected	Projected	Projected	Projected	Projected
Power Balances																		
Units Received	[MkWh]	527.40	514.32	468.49	1,510.21	331.34	220.06	214.23	765.63	211.58	187.13	250.84	649.55	375.51	516.30	515.00	1,406.80	4,332.19
Units Lost	[MkWh]	236.71	193.44	182.10	612.26	98.06	43.71	52.16	193.92	50.22	34.41	94.41	179.03	153.87	202.02	188.79	544.69	1,529.91
Units Lost	[%age]	44.88%	37.61%	38.87%	39.55%	29.59%	19.86%	24.35%	39.55%	23.73%	18.39%	37.64%	27.56%	40.98%	39.13%	36.66%	38.72%	35.31%
Units Sold	[MkWh]	290.69	320.87	286.39	897.95	233.28	176.35	162.07	571.71	161.37	152.72	156.43	470.52	221.63	314.27	326.21	862.11	2,802.28
Revenue																		
Sales Revenue	[Mln Rs]	4,839	5,341	4,767	14,948	3,883	2,936	2,698	9,517	2,686	2,542	2,604	7,833	3,689	5,232	5,430	14,351	46,649
Subsidy	[Mln Rs]	2,211	2,440	2,178	6,829	1,774	1,341	1,232	4,348	1,227	1,161	1,190	3,578	1,685	2,390	2,481	6,556	21,310
Fuel Price Adjustment	[Mln Rs]				-				-				-				-	-
Total Sales Revenue	[Mln Rs]	7,050	7,782	6,945	21,776	5,657	4,277	3,930	13,865	3,913	3,704	3,794	11,411	5,375	7,621	7,911	20,907	67,959
Rental & Service Income	[Mln Rs]	1	2	1	5	1	1	1	3	1	1	1	2	1	2	2	4	14
Amortization of Def Credits	[Mln Rs]				-				-				-			451	451	451
Other Income	[Mln Rs]	51	51	51	152	51	51	51	152	51	51	51	152	51	51	51	152	608
Total Revenue	[Mln Rs]	7,102	7,834	6,997	21,933	5,709	4,328	3,982	14,019	3,965	3,755	3,845	11,565	5,427	7,674	8,414	21,516	69,032
Operating Cost																		
Power Purchase Cost	[Mln Rs]	4,924	6,298	4,930	16,152	3,845	4,122	3,391	11,159	4,200	3,229	4,877	12,306	6,385	6,390	6,734	19,509	59,126
O&M Expenses	[Mln Rs]	79	79	79	238	79	79	79	238	79	79	79	238	78	79	79	238	954
Depreciation	[Mln Rs]	0	0	0	1	0	0	0	1	0	0	0	1	0	0	0	1	6
Amortization	[Mln Rs]				-				-				-				-	-
Provision for Bad Debt	[Mln Rs]	175.00	193.17	172.41	541	140.44	106.17	97.57	344	97.14	91.94	94.17	283	133.42	189.20	196.38	519	1,687
Other Contingency Expenses	[Mln Rs]				-				-				-				-	-
Total Operating Cost	[Mln Rs]	5,179	6,571	5,182	16,933	3,866	4,308	3,569	11,743	4,377	3,401	5,051	12,829	6,599	6,659	7,010	20,268	61,772
EBIT	[Mln Rs]	1,923	1,263	1,815	5,000	1,843	20	413	2,276	(412)	355	(1,206)	(1,264)	(1,172)	1,014	1,404	1,247	7,259
Financial Charges	[Mln Rs]				-				-				-			1,640	1,640	1,640
EBT	[Mln Rs]	1,923	1,263	1,815	5,000	1,843	20	413	2,276	(412)	355	(1,206)	(1,264)	(1,172)	1,014	(236)	(393)	5,619
Tax	[Mln Rs]				-				-				-			127	127	127
EAT	[Mln Rs]	1,923	1,263	1,815	5,000	1,843	20	413	2,276	(412)	355	(1,206)	(1,264)	(1,172)	1,014	(109)	(266)	5,492
WPPF	[Mln Rs]				-				-				-				-	-
Profit for the period	[Mln Rs]	1,923	1,263	1,815	5,000	1,843	20	413	2,276	(412)	355	(1,206)	(1,264)	(1,172)	1,014	(109)	(266)	5,492
Prior year adjustment*	[Mln Rs]				-				-				-				-	-
Net Profit / Loss after prior year	[Mln Rs]	1,923	1,263	1,815	5,000	1,843	20	413	2,276	(412)	355	(1,206)	(1,264)	(1,172)	1,014	(109)	(266)	5,492

* Prior Year adjustment includes in Tariff rate

SUKKUR ELECTRIC POWER COMPANY

Profit & Loss Statement FY 2021-22 *(Projected)*

		Jul-21 Projected	Aug-21 Projected	Sep-21 Projected	Q-1 Projected	Oct-21 Projected	Nov-21 Projected	Dec-21 Projected	Q-2 Projected	Jan-22 Projected	Feb-22 Projected	Mar-22 Projected	Q-3 Projected	Apr-22 Projected	May-22 Projected	Jun-22 Projected	Q-4 Projected	Total Projected
Power Balances																		
Units Received	[MWh]	487.41	491.37	454.30	1,436.08	373.60	236.74	235.22	845.56	219.59	190.00	271.20	680.78	447.60	563.67	509.24	1,520.51	4,481.93
Units Lost	[MWh]	212.68	181.54	171.30	565.52	108.06	46.12	56.08	210.26	50.96	38.28	91.71	180.96	176.89	210.53	195.79	583.21	1,539.94
Units Lost	[%age]	43.64%	36.72%	37.71%	39.55%	28.92%	19.48%	23.84%	8429.00%	23.21%	20.15%	33.82%	26.58%	39.52%	37.35%	38.52%	38.38%	34.36%
Units Sold	[MWh]	274.72	312.83	283.00	870.56	265.54	190.63	179.14	635.30	168.63	151.71	179.48	499.82	270.72	353.14	312.45	936.30	2,841.99
Revenue																		
Sales Revenue	[Mn Rs]	6,167	7,003	6,350	19,544	5,961	4,279	4,022	14,262	3,786	3,406	4,029	11,221	6,077	7,928	7,014	21,019	66,046
Subsidy	[Mn Rs]	2,010	2,269	2,070	6,369	1,943	1,395	1,311	4,648	1,234	1,110	1,313	3,657	1,981	2,584	2,286	6,850	21,523
Fuel Price Adjustment	[Mn Rs]				-				-				-				-	-
Total Sales Revenue	[Mn Rs]	8,177	9,312	8,424	25,912	7,904	5,674	5,332	18,910	5,019	4,516	5,342	14,877	8,058	10,511	9,300	27,869	87,569
Rental & Service Income	[Mn Rs]	1	2	1	5	1	1	1	3	1	1	1	3	1	2	2	5	16
Amortization of Def Credits	[Mn Rs]				-				-				-			519	519	519
Other Income	[Mn Rs]	52	52	52	155	52	52	52	155	52	52	52	155	52	52	52	155	621
Total Revenue	[Mn Rs]	8,230	9,366	8,477	26,072	7,957	5,727	5,385	19,069	5,072	4,568	5,395	15,035	8,111	10,565	9,872	28,648	88,725
Operating Cost																		
Power Purchase Cost	[Mn Rs]	5,905	6,313	5,974	18,192	6,510	5,314	4,922	16,753	4,490	4,596	4,149	13,235	7,824	7,536	6,596	21,955	70,135
O&M Expenses	[Mn Rs]	106	121	109	336	103	74	69	246	65	59	69	193	105	136	121	362	1,137
Depreciation	[Mn Rs]	0	0	0	1	0	0	0	1	0	0	0	1	0	0	0	1	6
Amortization	[Mn Rs]				-				-				-				-	-
Provision for Bad Debt	[Mn Rs]	217.80	248.02	224.37	690	210.52	151.13	142.02	504	133.69	120.28	142.30	396	214.63	279.97	247.71	742	2,332
Other Contingency Expenses	[Mn Rs]				-				-				-				-	-
Total Operating Cost	[Mn Rs]	6,230	6,682	6,308	19,220	6,830	5,540	5,134	17,503	4,690	4,775	4,361	13,826	8,143	7,953	6,965	23,061	73,610
EBIT	[Mn Rs]	2,001	2,683	2,169	6,852	1,127	187	251	1,565	382	(207)	1,034	1,209	(32)	2,612	2,908	5,488	15,114
Financial Charges	[Mn Rs]				-				-				-			1,640	1,640	1,640
EBT	[Mn Rs]	2,001	2,683	2,169	6,852	1,127	187	251	1,565	382	(207)	1,034	1,209	(32)	2,612	1,268	3,848	13,474
Tax	[Mn Rs]				-				-				-			190	190	190
EAT	[Mn Rs]	2,001	2,683	2,169	6,852	1,127	187	251	1,565	382	(207)	1,034	1,209	(32)	2,612	1,458	4,038	13,284
WPPF	[Mn Rs]				-				-				-				-	-
Profit for the period	[Mn Rs]	2,001	2,683	2,169	6,852	1,127	187	251	1,565	382	(207)	1,034	1,209	(32)	2,612	1,458	4,038	13,284
Prior year adjustment*	[Mn Rs]				-				-				-				-	-
Net Profit / Loss after prior year	[Mn Rs]	2,001	2,683	2,169	6,852	1,127	187	251	1,565	382	(207)	1,034	1,209	(32)	2,612	1,458	4,038	13,284

* Prior Year adjustment includes in Tariff rate

SUKKUR ELECTRIC POWER COMPANY

Profit & Loss Statement FY 2022-23 *(Projected)*

		Jul-22 Projected	Aug-22 Projected	Sep-22 Projected	Q-1 Projected	Oct-22 Projected	Nov-22 Projected	Dec-22 Projected	Q-2 Projected	Jan-23 Projected	Feb-23 Projected	Mar-23 Projected	Q-3 Projected	Apr-23 Projected	May-23 Projected	Jun-23 Projected	Q-4 Projected	Total Projected
Power Balances																		
Units Received	[MWh]	501.55	508.14	465.66	1,475.35	381.79	241.06	240.00	862.85	225.15	194.81	278.07	698.03	458.27	577.23	520.92	1,556.42	4,592.66
Units Lost	[MWh]	212.71	182.00	170.06	564.77	107.41	46.04	56.00	209.45	50.60	37.77	92.29	180.66	174.50	208.70	194.91	578.12	1,532.99
Units Lost	[%age]	42.41%	35.82%	36.52%	38.55%	28.13%	19.10%	23.33%	8429.00%	22.48%	19.39%	33.19%	25.88%	38.08%	36.16%	37.42%	37.14%	33.38%
Units Sold	[MWh]	288.84	326.14	295.60	910.58	274.38	195.03	184.00	653.41	174.54	157.04	185.79	517.37	283.77	368.53	326.01	978.31	3,059.66
Revenue																		
Sales Revenue	[Mn Rs]	7,482	8,448	7,657	23,587	7,107	5,052	4,766	16,925	4,521	4,068	4,812	13,402	7,351	9,546	8,445	25,341	79,255
Subsidy	[Mn Rs]	2,052	2,317	2,100	6,470	1,949	1,386	1,307	4,642	1,240	1,116	1,320	3,676	2,016	2,818	2,316	6,951	21,738
Fuel Price Adjustment	[Mn Rs]				-				-				-				-	-
Total Sales Revenue	[Mn Rs]	9,534	10,765	9,757	30,057	9,057	6,438	6,073	21,568	5,761	5,184	6,132	17,077	9,367	12,164	10,761	32,292	100,993
Rental & Service Income	[Mn Rs]	2	2	2	5	1	1	1	3	1	1	1	3	2	2	2	5	16
Amortization of Def Credits	[Mn Rs]				-				-				-			595	595	595
Other Income	[Mn Rs]	53	53	53	159	53	53	53	159	53	53	53	159	53	53	53	159	635
Total Revenue	[Mn Rs]	9,588	10,820	9,812	30,220	9,111	6,491	6,127	21,730	5,815	5,237	6,186	17,239	9,421	12,219	11,411	33,051	102,240
Operating Cost																		
Power Purchase Cost	[Mn Rs]	6,847	7,291	6,907	21,045	7,483	6,310	5,833	19,626	5,071	5,193	4,541	14,805	8,706	8,256	7,274	24,235	79,711
O&M Expenses	[Mn Rs]	113	113	113	339	113	113	113	339	113	113	113	339	113	113	113	339	1,356
Depreciation	[Mn Rs]	0	0	0	1	0	0	0	1	0	0	0	1	0	0	0	1	6
Amortization	[Mn Rs]				-				-				-				-	-
Provision for Bad Debt	[Mn Rs]	275.19	275.19	275.19	826	275.19	275.19	275.19	826	275.19	275.19	275.19	826	275.19	275.19	275.19	826	3,302
Other Contingency Expenses	[Mn Rs]				-				-				-				-	-
Total Operating Cost	[Mn Rs]	7,235	7,680	7,296	22,211	7,871	6,699	6,221	20,791	5,459	5,582	4,930	15,970	9,094	8,644	7,662	25,401	84,374
EBIT	[Mn Rs]	2,353	3,140	2,516	8,009	1,240	(208)	(94)	938	356	(344)	1,257	1,268	327	3,575	3,748	7,650	17,865
Financial Charges	[Mn Rs]				-				-				-			1,640	1,640	1,640
EBT	[Mn Rs]	2,353	3,140	2,516	8,009	1,240	(208)	(94)	938	356	(344)	1,257	1,268	327	3,575	2,108	6,010	16,225
Tax	[Mn Rs]				-				-				-			268	268	268
EAT	[Mn Rs]	2,353	3,140	2,516	8,009	1,240	(208)	(94)	938	356	(344)	1,257	1,268	327	3,575	2,376	6,278	15,957
WPPF	[Mn Rs]				-				-				-				-	-
Profit for the period	[Mn Rs]	2,353	3,140	2,516	8,009	1,240	(208)	(94)	938	356	(344)	1,257	1,268	327	3,575	2,376	6,278	15,957
Prior year adjustment*	[Mn Rs]				-				-				-				-	-
Net Profit / Loss after prior year	[Mn Rs]	2,353	3,140	2,516	8,009	1,240	(208)	(94)	938	356	(344)	1,257	1,268	327	3,575	2,376	6,278	15,957

* Prior Year adjustment includes in Tariff rate

Sukkur Electric Power Company Ltd.

SUKKUR ELECTRIC POWER COMPANY

Profit & Loss Statement FY 2023-24 *(Projected)*

		Jul-23 Projected	Aug-23 Projected	Sep-23 Projected	Q-1 Projected	Oct-23 Projected	Nov-23 Projected	Dec-23 Projected	Q-2 Projected	Jan-24 Projected	Feb-24 Projected	Mar-24 Projected	Q-3 Projected	Apr-24 Projected	May-24 Projected	May-24 Projected	Q-4 Projected	Total Projected
Power Balances																		
Units Received	[MkWh]	651.67	674.15	588.44	1,914.21	448.50	292.64	265.09	1,026.24	269.43	232.99	313.96	816.38	442.78	629.72	675.31	1,747.80	5,504.63
Units Lost	[MkWh]	269.52	295.28	207.78	771.57	122.08	54.78	65.07	241.91	58.57	43.38	102.20	204.15	162.07	220.02	243.59	625.68	1,783.32
Units Lost	[%age]	41.21%	34.60%	35.31%	39.55%	27.22%	18.71%	22.82%	8429.60%	21.74%	18.62%	32.55%	25.01%	36.60%	34.94%	36.07%	35.80%	32.40%
Units Sold	[MkWh]	383.11	439.87	380.66	1,202.64	326.42	237.89	200.03	764.33	210.86	189.60	211.76	612.23	280.70	409.70	431.72	1,122.11	3,721.32
Revenue																		
Sales Revenue	[Mln Rs]	10,199	11,684	10,134	32,017	8,690	8,333	5,858	20,880	5,614	5,048	5,638	16,299	7,473	10,997	11,493	29,873	99,069
Subsidy	[Mln Rs]	2,260	2,589	2,246	7,096	1,926	1,404	1,298	4,628	1,244	1,119	1,249	3,612	1,656	2,417	2,547	6,621	21,956
Fuel Price Adjustment	[Mln Rs]				-				-				-				-	-
Total Sales Revenue	[Mln Rs]	12,459	14,273	12,380	39,112	10,616	7,736	7,156	25,508	6,858	6,166	6,887	19,911	9,129	13,324	14,040	36,493	121,025
Rental & Service Income	[Mln Rs]	2	2	2	6	1	1	1	4	1	1	1	3	1	2	2	5	17
Amortization of Def Credits	[Mln Rs]				-				-				-			681	681	681
Other Income	[Mln Rs]	54	54	54	162	54	54	54	162	54	54	54	162	54	54	54	162	649
Total Revenue	[Mln Rs]	12,515	14,329	12,436	39,280	10,671	7,792	7,211	25,674	6,913	6,221	6,942	20,076	9,184	13,380	14,777	37,342	122,372
Operating Cost																		
Power Purchase Cost	[Mln Rs]	8,508	9,200	8,263	25,970	8,970	7,441	6,708	23,119	6,402	6,597	5,832	18,831	9,664	10,917	11,033	31,613	99,734
O&M Expenses	[Mln Rs]	129	129	129	388	129	129	129	388	129	129	129	388	129	129	129	388	1,553
Depreciation	[Mln Rs]	0	0	0	1	0	0	0	1	0	0	0	1	0	0	0	1	6
Amortization	[Mln Rs]				-				-				-				-	-
Provision for Bad Debt	[Mln Rs]	407.96	467.34	405.36	1,281	347.60	253.32	234.30	835	224.54	201.90	225.50	652	298.91	436.28	459.73	1,195	3,963
Other Contingency Expenses	[Mln Rs]				-				-				-				-	-
Total Operating Cost	[Mln Rs]	9,045	9,797	8,798	27,641	9,448	7,824	7,072	24,344	6,757	6,929	6,187	19,873	10,292	11,483	11,622	33,398	105,255
EBIT	[Mln Rs]	3,470	4,532	3,637	11,639	1,224	(32)	139	1,330	156	(708)	755	203	(1,108)	1,897	3,155	3,944	17,116
Financial Charges	[Mln Rs]				-				-				-			1,640	1,640	1,640
EBT	[Mln Rs]	3,470	4,532	3,637	11,639	1,224	(32)	139	1,330	156	(708)	755	203	(1,108)	1,897	1,515	2,304	15,476
Tax	[Mln Rs]				-				-				-			293	293	293
EAT	[Mln Rs]	3,470	4,532	3,637	11,639	1,224	(32)	139	1,330	156	(708)	755	203	(1,108)	1,897	1,808	2,597	15,183
WPPF	[Mln Rs]				-				-				-				-	-
Profit for the period	[Mln Rs]	3,470	4,532	3,637	11,639	1,224	(32)	139	1,330	156	(708)	755	203	(1,108)	1,897	1,808	2,597	15,183
Prior year adjustment*	[Mln Rs]				-				-				-				-	-
Net Profit / Loss after prior year	[Mln Rs]	3,470	4,532	3,637	11,639	1,224	(32)	139	1,330	156	(708)	755	203	(1,108)	1,897	1,808	2,597	15,183

* Prior Year adjustment includes in Tariff rate

SUKKUR ELECTRIC POWER COMPANY

Profit & Loss Statement FY 2024-25 *(Projected)*

		Jul-24 Projected	Aug-24 Projected	Sep-24 Projected	Q-1 Projected	Oct-24 Projected	Nov-24 Projected	Dec-24 Projected	Q-2 Projected	Jan-25 Projected	Feb-25 Projected	Mar-25 Projected	Q-3 Projected	Apr-25 Projected	May-25 Projected	Jun-25 Projected	Q-4 Projected	Total Projected
Power Balances																		
Units Received	[MkWh]	708.10	732.76	639.83	2,080.70	488.40	319.03	310.75	1,118.28	293.84	245.25	339.19	878.28	482.10	684.94	734.27	1,901.31	5,978.56
Units Lost	[MkWh]	283.41	246.92	218.64	750.37	127.91	58.46	69.32	255.70	61.68	43.77	108.23	213.68	168.19	230.83	256.61	656.63	1,876.38
Units Lost	[%age]	40.02%	33.97%	34.06%	39.55%	26.19%	18.32%	22.31%	8429.60%	20.99%	17.84%	31.91%	24.33%	35.09%	33.70%	34.95%	34.54%	31.39%
Units Sold	[MkWh]	424.70	483.84	421.79	1,330.33	360.50	260.57	241.43	862.58	232.16	201.48	230.96	664.59	312.91	454.11	477.66	1,244.69	4,102.19
Revenue																		
Sales Revenue	[Mln Rs]	12,308	14,022	12,224	38,553	10,450	7,551	6,997	24,998	6,728	5,939	6,693	19,360	9,068	13,160	13,843	36,071	118,983
Subsidy	[Mln Rs]	2,296	2,616	2,280	7,191	1,949	1,409	1,305	4,663	1,255	1,089	1,249	3,593	1,692	2,455	2,582	6,728	22,175
Fuel Price Adjustment	[Mln Rs]				-				-				-				-	-
Total Sales Revenue	[Mln Rs]	14,604	16,637	14,504	45,745	12,399	8,960	8,302	29,661	7,983	6,928	7,942	22,953	10,760	15,615	16,425	42,800	141,158
Rental & Service Income	[Mln Rs]	2	2	2	6	2	1	1	4	1	1	1	3	1	2	2	5	18
Amortization of Def Credits	[Mln Rs]				-				-				-			777	777	777
Other Income	[Mln Rs]	55	55	55	166	55	55	55	166	55	55	55	166	55	55	55	166	663
Total Revenue	[Mln Rs]	14,661	16,695	14,561	45,916	12,456	9,016	8,358	29,830	8,039	6,984	7,998	23,021	10,816	15,672	17,259	43,748	142,516
Operating Cost																		
Power Purchase Cost	[Mln Rs]	9,923	11,072	9,783	30,779	10,209	8,665	8,059	26,933	7,188	7,895	6,700	21,783	11,354	12,441	12,308	36,103	115,598
O&M Expenses	[Mln Rs]	148	148	148	445	148	148	148	445	148	148	148	445	148	148	148	445	1,780
Depreciation	[Mln Rs]	0	0	0	1	0	0	0	1	0	0	0	1	0	0	0	1	6
Amortization	[Mln Rs]				-				-				-				-	-
Provision for Bad Debt	[Mln Rs]	512.83	584.25	509.32	1,606	435.40	314.65	291.53	1,042	280.33	243.29	278.88	803	377.84	548.34	578.79	1,503	4,953
Other Contingency Expenses	[Mln Rs]				-				-				-				-	-
Total Operating Cost	[Mln Rs]	10,585	11,805	10,441	32,832	10,794	9,128	8,500	28,422	7,617	8,287	7,127	23,032	11,881	13,138	13,033	38,053	122,338
EBIT	[Mln Rs]	4,076	4,890	4,120	13,085	1,662	(112)	(142)	1,409	422	(1,303)	871	(11)	(1,065)	2,534	4,226	5,695	20,178
Financial Charges	[Mln Rs]				-				-				-			1,640	1,640	1,640
EBT	[Mln Rs]	4,076	4,890	4,120	13,085	1,662	(112)*	(142)	1,409	422	(1,303)	871	(11)	(1,065)	2,534	2,586	4,055	18,538
Tax	[Mln Rs]				-				-				-			318	318	318
EAT	[Mln Rs]	4,076	4,890	4,120	13,085	1,662	(112)	(142)	1,409	422	(1,303)	871	(11)	(1,065)	2,534	2,903	4,373	18,221
WPPF	[Mln Rs]				-				-				-				-	-
Profit for the period	[Mln Rs]	4,076	4,890	4,120	13,085	1,662	(112)	(142)	1,409	422	(1,303)	871	(11)	(1,065)	2,534	2,903	4,373	18,221
Prior year adjustment*	[Mln Rs]				-				-				-				-	-
Net Profit / Loss after prior year	[Mln Rs]	4,076	4,890	4,120	13,085	1,662	(112)	(142)	1,409	422	(1,303)	871	(11)	(1,065)	2,534	2,903	4,373	18,221

* Prior Year adjustment includes in Tariff rate

Sukkur Electric Power Company Ltd

FORM - 4

SUKKUR ELECTRIC POWER COMPANY

Balance Sheet [in million Rupees]

Description	Un-Audited FY 2019-20 as on 30th June-20	Projected FY 2020-21 as on 30th June-21	Projected FY 2021-22 as on 30th June-22	Projected FY 2022-23 as on 30th June-23	Projected FY 2023-24 as on 30th June-24	Projected FY 2024-25 as on 30th June-25
Intangible Fixed Assets	23,066	24,817	28,747	32,799	36,805	40,741
Net Fixed Assets in Operations						
Total Net Fixed Assets in Operations	***23,066***	***24,817***	***28,747***	***32,799***	***36,805***	***40,741***
Capital Work in Progress	*5,563*	*8,025*	*8,546*	*9,040*	*9,288*	9,509
Long Term Loans to Employees	2	2	2	2	2	2
Deferred Cost & Long Term Deposits	-	-	-	-	-	-
Current Assets						
Stores & Spares	1,962	1,595	1,795	2,006	2,223	2,444
Net Trade Debts	86,034	85,633	96,346	94,764	92,925	90,708
Advances, Prepayments, Other Receivables	22,625	28,151	28,414	28,451	28,497	28,557
Due from associated undertakings	60,246	60,487	63,511	66,687	70,021	73,522
Advance income Tax	1,239	-	-	-	-	-
Cash & Bank Balances	1,684	1,777	1,972	2,178	2,418	2,587
Total Current Assets	***173,791***	***177,643***	***192,038***	***194,086***	***196,084***	***197,818***
Total Assets	**202,422**	**210,486**	**229,333**	**235,927**	**242,178**	**248,069**
500,000 Ordinary Shares of Rupees 10 each	5,000,000	5,000,000	5,000,000	5,000,000	5,000,000	5,000,000
Subscribed Equity						
Unappropriated Profit/(Loss)	(159,614)	(163,784)	(161,472)	(157,305)	(154,774)	(150,113)
Total Equity	***(5,159,614)***	***(5,163,784)***	***(5,161,472)***	***(5,157,305)***	***(5,154,774)***	***(5,150,113)***
Deposit of Share	37,161	37,481	37,805	38,131	38,460	38,793
	(5,122,452)	**(5,126,303)**	**(5,123,668)**	**(5,119,174)**	**(5,116,314)**	**(5,111,320)**
Long Term Liability						
Consumer's Security Deposits	1,165	1,237	1,315	1,397	1,486	1,581
Employee Retirement Benefits	40,832	44,211	48,301	51,911	55,731	62,070
TFCs & SUKUK						
Deferred Credits	10,777	12,435	14,302	16,404	18,769	21,430
Receipts against deposit works and connections	4,685	5,693	4,830	3,657	2,634	1,218
Long Term Loans: less current maturity	14,898	14,834	14,834	14,834	14,834	14,834
Total Long Term Liability	***72,357***	***78,410***	***83,583***	***88,203***	***93,453***	***101,133***
Current Liability						
Trade & Other Payble						
Current Maturity	-	64	64	64	64	64
Due to associated undertakings	249,258	253,274	263,985	261,278	259,229	252,219
Provision for Taxation						
Accrued Interest Payable						
Payable to NTDC						
Creditors, Accrued and Other Liabilities	3,391	5,040	5,368	5,556	5,746	5,973
Total Current Liability	***252,649***	***258,378***	***269,418***	***266,898***	***265,039***	***258,257***
Total Liabilities and Commitments	**325,006**	**336,789**	**353,001**	**355,101**	**358,492**	**359,389**
Total Liabilities and Equity	**202,554**	**210,486**	**229,333**	**235,927**	**242,178**	**248,070**

Sukkur Electric Power Company Ltd.

FORM - 5

SUKKUR ELECTRIC POWER COMPANY

Cash Flow Statement [in million Rupees]

Description		Un-Audited FY 2019-20 as on 30th June-20	Projected FY 2020-21 as on 30th June-21	Projected FY 2021-22 as on 30th June-22	Projected FY 2022-23 as on 30th June-23	Projected FY 2023-24 as on 30th June-24
Average Monthly Demand Index (MDI)	[MW]				1	1
Units Purchased	[GWh]	4,253	4,332	4,482	4,593	5,505
Transmission Losses (132 kV)	[GWh]	145	147	152	156	187
Distribution Losses	[GWh]	1,340	1,365	1,412	1,447	1,734
Units Sold to Customers	[GWh]	2,710	2,802	2,942	3,060	3,721
Average Tariff Required	[Rs/unit]	22.85	23.67	25.55	28.09	28.70
Average Tariff Existing	[Rs/unit]	22.85	23.67	25.55	28.09	28.70
Tariff Difference	*[Rs/unit]*	*0.000*	*0.000*	*0.000*	*0.000*	*0.000*
Revenue from Sales	[Rs. in M]	55,056	67,959	87,569	100,993	121,025
Collection from Required	[%]	100.0%	100.0%	100.0%	100.0%	100.0%
Inflows from Operations						
Collection from Sales	[Rs. in M]	55,056	67,959	87,569	100,993	121,025
Total Inflows from Operations		***55,056***	***67,959***	***87,569***	***100,993***	***121,025***
Outflow from Operations						
Payment for electricity (to CPPA)	[Rs. in M]	57,717	59,126	70,135	79,711	99,734
Distribution Service Cost (=DMC)	[Rs. in M]	2,564	2,554	3,382	4,570	5,428
Total Outflow from Operations		***60,282***	***61,680***	***73,517***	***84,281***	***105,162***
Surplus/Deficit from Operations		**(5,226)**	**6,279**	**14,052**	**16,713**	**15,863**
Inflows from Other Sources						
Capital Contributions	[Rs. in M]	328	2,109	2,386	2,697	3,046
Consumer Security Deposits	[Rs. in M]	88	72	77	83	88
Other Incomes	[Rs. in M]	555	608	621	635	649
GOP Subsidy (Actual and Estimated)	[Rs. in M]	21,318	21,310	21,523	21,738	21,956
Long Term Loan / Redeemable Capital	[Rs. in M]					
Total Inflows from Other Sources	[Rs. in M]	***22,290***	***24,099***	***24,607***	***25,153***	***25,739***
Outflow Others						
Financial Charges	[Rs. in M]	4,443	1,640	1,640	1,640	1,640
Repayment of Long Term Loans	[Rs. in M]					
Investment Program	[Rs. in M]	1,581	3,645	7,512	5,280	5,984
Working Capital/other Changes	[Rs. in M]					
Total Outflow Others	[Rs. in M]	***6,024***	***5,285***	***9,152***	***6,920***	***7,624***
Surplus/Deficit Others	[Rs. in M]	**16,265**	**18,814**	**15,455**	**18,232**	**18,115**
Total Inflows (Operations + Others)	[Rs. in M]	**77,346**	**92,058**	**112,176**	**126,146**	**146,764**
Total Outflows (Operations + Others)	[Rs. in M]	**66,306**	**66,965**	**82,669**	**91,201**	**112,786**
Opening Balance	[Rs. in M]	**1,684**	**1,684**	**1,778**	**1,973**	**2,178**
Surplus/Deficit for Fiscal Year	[Rs. in M]	11,040	25,093	29,507	34,945	33,978
Deficit from Financing/Loans		11,040	25,000	29,312	34,740	33,738
Closing Balance	[Rs. in M]	**1,684**	**1,778**	**1,973**	**2,178**	**2,418**

FORM - 6

SUKKUR ELECTRIC POWER COMPANY

Power Purchase *(Actual for the Last Corresponding period)*

		Jul-19	Aug-19	Sep-19	Oct-19	Nov-19	Dec-19	Jan-20	Feb-20	Mar-20	Apr-20	May-20	Jun-20	Total
Demand & Energy														
Units Received	[MkWh]	509.02	510.98	483.99	341.22	220.10	212.84	206.74	179.89	212.78	357.66	523.40	493.88	4,252.50
MDI	[MW]	1.02	0.86	1.00	0.93	0.72	0.87	0.85	0.60	0.75	0.84	1.11	1.00	0.88
Energy Purchase Price	[Rs/ kWh]	4.58	4.30	3.88	5.81	5.61	5.65	6.82	3.93	5.54	3.96	3.76	4.33	6.08
Capacity Purchase Price	[Rs/ kW/]	3.60	4.57	5.20	8.13	12.78	10.37	8.52	15.70	7.72	9.43	6.27	5.56	7.08
Transmission Charge	[Rs/ kW/]	0.32	0.35	0.36	0.45	0.57	0.53	0.43	0.59	0.34	0.46	0.37	0.37	0.40
Market Operation Fee	[Rs/ kW/]	1.46	1.46	1.46	1.46	1.46	1.46	1.46	1.46	1.46	1.46	1.46	1.46	1.46
Power Purchase Cost														
Energy Charge	[Mln Rs]	3,411.49	3,231.37	3,330.96	2,045.69	1,000.32	1,527.55	1,466.65	976.52	1,087.09	2,133.87	2,957.98	2,706.08	25,875.57
Capacity Charge	[Mln Rs]	1,834.22	2,333.49	2,516.33	2,774.52	2,813.06	2,207.94	1,761.02	2,824.90	1,642.14	3,371.61	3,284.12	2,745.17	30,108.52
Transmission Charge	[Mln Rs]	161.70	180.49	173.48	152.46	124.95	112.29	89.39	105.34	72.24	165.94	195.62	183.53	1,717.42
Market Operation Fee	[Mln Rs]	1.59	1.22	1.64	1.50	1.23	1.11	0.88	1.04	0.71	1.63	1.67	1.52	15.75
Adjustment **	[Mln Rs]													-
Total Operating Cost	[Mln Rs]	**5,409.01**	**5,746.56**	**6,022.41**	**4,974.18**	**3,939.56**	**3,848.90**	**3,317.93**	**3,907.79**	**2,802.18**	**5,673.05**	**6,439.40**	**5,636.30**	**57,717**

FORM - 6 (A)

SUKKUR ELECTRIC POWER COMPANY

Power Purchase *(Provisional)*

FY 2020-21		Jul-20 Provisional	Aug-20 Provisional	Sep-20 Provisional	Oct-20 Provisional	Nov-20 Provisional	Dec-20 Provisional	Jan-21 Provisional	Feb-21 Provisional	Mar-21 Provisional	Apr-21 Provisional	May-21 Provisional	Jun-21 Provisional	Total Provisional
Demand & Energy														
Units Received	[MkWh]	527.40	514.32	468.49	331.34	220.06	214.23	211.58	187.13	250.84	375.51	516.30	515.00	4,332.19
MDI	[MW]	1.16	1.12	1.10	1.16	1.12	1.10	0.88	0.71	0.61	1.07	0.66	1.26	1.00
Energy Purchase Price	[Rs/ kWh]	4.64	5.25	5.07	4.97	4.50	6.38	7.09	5.54	7.33	6.33	5.33	5.75	5.57
Capacity Purchase Price	[Rs/ kW]	4.33	6.61	5.04	5.54	13.37	8.79	11.92	10.95	11.52	10.12	6.27	6.95	7.57
Transmission Charge	[Rs/ kW/]	0.36	0.38	0.41	0.49	0.86	0.66	0.83	0.75	0.59	0.55	0.52	0.37	0.51
Market Operation Fee	[Rs/ kW/]	1.46	1.46	1.46	1.46	1.46	1.46	1.46	1.46	1.46	1.46	1.46	1.46	1.46
Power Purchase Cost														
Energy Charge	[Mln Rs]	2,446.34	2,698.37	2,375.00	1,645.74	989.57	1,366.24	1,500.09	1,037.51	1,838.67	2,376.95	2,881.09	2,961.25	24,117
Capacity Charge	[Mln Rs]	2,284.39	3,402.16	2,363.00	1,836.42	2,941.40	1,883.27	2,522.25	2,049.64	2,889.69	3,800.12	3,239.58	3,579.25	32,791
Transmission Charge	[Mln Rs]	191.64	196.03	190.00	162.00	189.78	140.71	175.99	140.33	148.00	206.53	268.47	191.37	2,201
Market Operation Fee	[Mln Rs]	1.59	1.63	2.00	1.34	1.57	1.17	1.46	1.16	0.89	1.56	0.96	1.84	17
Total Operating Cost	[Mln Rs]	**4,923.95**	**6,298.19**	**4,930.00**	**3,645.50**	**4,122.33**	**3,391.40**	**4,199.79**	**3,228.65**	**4,877.25**	**6,385.16**	**6,390.11**	**6,733.72**	**59,126.04**

* Where actual figures are available , these should be replaced by the actual figures.

** In case of actual figures, adjustment should show monthly fuel adjustment separately and under the month to which it relates.

Sukkur Electric Power Company

FORM - 6 (A)

SUKKUR ELECTRIC POWER COMPANY

Power Purchase *(Projected*)*

FY 2021-22		Jul-21 Projected	Aug-21 Projected	Sep-21 Projected	Oct-21 Projected	Nov-21 Projected	Dec-21 Projected	Jan-22 Projected	Feb-22 Projected	Mar-22 Projected	Apr-22 Projected	May-22 Projected	Jun-22 Projected	Total Projected
Demand & Energy														
Units Received	[MkWh]	487.41	494.37	454.30	373.60	236.74	235.22	219.59	190.00	271.20	447.60	563.67	508.24	4,482
MDI	[MW]	1.21	1.18	1.15	1.21	1.18	1.15	0.92	0.75	0.64	1.12	0.69	1.32	1.05
Energy Purchase Price	[Rs/ kWh]	4.88	4.63	3.96	4.93	3.35	4.26	6.38	4.67	5.09	4.93	4.66	4.80	4.69
Capacity Purchase Price	[Rs/ kW]	6.55	7.37	8.44	11.54	17.86	15.51	13.13	18.24	9.47	11.53	8.00	7.50	10.10
Transmission Charge	[Rs/ kW]	0.69	0.77	0.75	0.97	1.23	1.15	0.94	1.28	0.74	1.01	0.71	0.68	0.85
Market Operation Fee	[Rs/ kW]	1.46	1.46	1.46	1.46	1.46	1.46	1.46	1.46	1.46	1.46	1.46	1.46	1.46
Power Purchase Cost														
Energy Charge	[Mln Rs]	2,376.28	2,287.39	1,798.36	1,840.55	792.12	1,002.86	1,400.34	887.74	1,379.96	2,207.88	2,628.44	2,437.69	21,040
Capacity Charge	[Mln Rs]	3,190.12	3,643.53	3,833.48	4,310.35	4,228.10	3,648.13	2,882.36	3,464.84	2,567.53	5,161.39	4,507.15	3,810.32	45,247
Transmission Charge	[Mln Rs]	336.93	380.12	340.41	363.40	292.29	269.80	206.29	242.29	200.47	452.65	399.28	345.95	3,830
Market Operation Fee	[Mln Rs]	1.77	1.73	1.68	1.77	1.73	1.68	1.35	1.10	0.94	1.64	1.01	1.93	18
Total Operating Cost	[Mln Rs]	**5,905.10**	**6,312.76**	**5,973.93**	**6,516.08**	**5,314.23**	**4,922.47**	**4,490.33**	**4,595.97**	**4,148.91**	**7,823.55**	**7,535.88**	**6,595.89**	**70,135**

FORM - 6 (A) [Rs/ kWh]

SUKKUR ELECTRIC POWER COMPANY

Power Purchase *(Projected*)*

FY 2022-23		Jul-22 Projected	Aug-22 Projected	Sep-22 Projected	Oct-22 Projected	Nov-22 Projected	Dec-22 Projected	Jan-23 Projected	Feb-23 Projected	Mar-23 Projected	Apr-23 Projected	May-23 Projected	Jun-23 Projected	Total Projected
Demand & Energy														
Units Received	[MkWh]	501.55	508.14	465.66	381.79	241.06	240.00	225.15	194.81	278.07	458.27	577.23	520.92	4,593
MDI	[MW]	1.21	1.18	1.15	1.21	1.18	1.15	0.92	0.75	0.64	1.12	0.69	1.32	1.05
Energy Purchase Price	[Rs/ kWh]	3.81	3.53	3.79	4.72	3.45	4.46	6.00	4.32	4.67	4.82	4.46	4.73	4.34
Capacity Purchase Price	[Rs/ kW]	9.08	9.97	10.22	13.81	21.37	18.58	15.49	20.94	10.84	13.07	9.06	8.48	12.08
Transmission Charge	[Rs/ kW]	0.76	0.84	0.82	1.06	1.35	1.25	1.03	1.39	0.80	1.11	0.77	0.74	0.93
Market Operation Fee	[Rs/ kW]	1.46	1.46	1.46	1.46	1.46	1.46	1.46	1.46	1.46	1.46	1.46	1.46	1.46
Power Purchase Cost														
Energy Charge	[Mln Rs]	1,910.63	1,796.14	1,763.35	1,802.84	830.54	1,069.63	1,350.37	840.86	1,299.62	2,207.31	2,576.28	2,465.13	19,913
Capacity Charge	[Mln Rs]	4,554.64	5,065.55	4,760.20	5,271.32	5,152.09	4,459.70	3,487.15	4,078.97	3,015.36	5,989.25	5,230.78	4,418.20	55,483
Transmission Charge	[Mln Rs]	379.26	427.36	381.57	406.24	325.46	300.95	230.78	270.92	223.81	506.87	446.46	388.05	4,288
Market Operation Fee	[Mln Rs]	2.24	2.24	2.24	2.24	2.24	2.24	2.24	2.24	2.24	2.24	2.24	2.24	27
Total Operating Cost	[Mln Rs]	**6,846.77**	**7,291.31**	**6,907.35**	**7,482.64**	**6,310.33**	**5,832.52**	**5,070.54**	**5,192.99**	**4,541.04**	**8,705.66**	**8,255.75**	**7,273.62**	**79,711**
	[Rs/ kWh]													



FORM - 6 (A) [Rs/ kW/]

SUKKUR ELECTRIC POWER COMPANY

Power Purchase *(Projected*)*

FY 2023-24		Jul-23 Projected	Aug-23 Projected	Sep-23 Projected	Oct-23 Projected	Nov-23 Projected	Dec-23 Projected	Jan-24 Projected	Feb-24 Projected	Mar-24 Projected	Apr-24 Projected	May-24 Projected	Jun-24 Projected	Total Projected
Demand & Energy														
Units Received	[MkWh]	651.62	674.15	588.44	448.50	292.64	285.09	269.43	232.99	313.96	442.78	629.72	675.31	**5,505**
MDI	[MW]	1.53	1.53	1.53	1.53	1.53	1.53	1.53	1.53	1.53	1.53	1.53	1.53	**1.53**
Energy Purchase Price	[Rs/ kWh]	4.66	4.63	4.09	5.78	4.36	4.87	6.07	4.52	5.43	5.65	5.34	5.03	**4.99**
Capacity Purchase Price	[Rs/ kW]	7.68	8.22	9.17	13.21	19.79	17.47	16.72	22.52	12.38	15.55	11.12	10.48	**12.22**
Transmission Charge	[Rs/ kW/]	0.71	0.79	0.77	1.00	1.27	1.18	0.97	1.26	0.76	1.08	0.87	0.82	**0.90**
Market Operation Fee	[Rs/ kW/]	1.46	1.46	1.46	1.46	1.46	1.46	1.46	1.46	1.46	1.46	1.46	1.46	**1.46**
Power Purchase Cost														
Energy Charge	[Mln Rs]	3,039.66	3,120.22	2,408.33	2,593.77	1,275.74	1,388.59	1,634.95	1,054.06	1,705.60	2,500.46	3,362.85	3,397.91	**27,482.15**
Capacity Charge	[Mln Rs]	5,001.69	5,543.50	5,398.66	5,925.34	5,790.88	4,980.31	4,505.20	5,246.62	3,885.88	6,883.26	7,005.15	7,077.20	**67,243.69**
Transmission Charge	[Mln Rs]	463.92	533.81	453.92	449.07	371.90	336.49	260.03	294.41	237.80	477.55	547.07	555.16	**4,981.14**
Market Operation Fee	[Mln Rs]	2.24	2.24	2.24	2.24	2.24	2.24	2.24	2.24	2.24	2.24	2.24	2.24	**26.89**
Total Operating Cost	[Mln Rs]	**8,507.51**	**9,199.77**	**8,263.15**	**8,970.42**	**7,440.77**	**6,707.64**	**6,402.42**	**6,597.34**	**5,831.51**	**9,863.52**	**10,917.31**	**11,032.52**	**99,733.87**
	[Rs/ kW/]													

FORM - 6 (A) [Rs/ kW/]

SUKKUR ELECTRIC POWER COMPANY

Power Purchase *(Projected*)*

FY 2024-25		Jul-24 Projected	Aug-24 Projected	Sep-24 Projected	Oct-24 Projected	Nov-24 Projected	Dec-24 Projected	Jan-25 Projected	Feb-25 Projected	Mar-25 Projected	Apr-25 Projected	May-25 Projected	Jun-25 Projected	Total Projected
Demand & Energy														
Units Received	[MkWh]	708.10	732.76	639.83	488.49	319.03	310.75	293.84	245.25	339.19	482.10	684.94	734.27	**5,979**
MDI	[MW]	1.61	1.61	1.61	1.61	1.61	1.61	1.61	1.61	1.61	1.61	1.61	1.61	**1.61**
Energy Purchase Price	[Rs/ kWh]	4.69	5.10	4.81	5.93	4.29	5.61	6.45	5.16	5.23	5.40	5.06	4.42	**5.08**
Capacity Purchase Price	[Rs/ kW]	8.62	9.23	9.72	13.97	21.61	19.15	17.05	25.74	13.77	17.09	12.24	11.53	**13.35**
Transmission Charge	[Rs/ kW/]	0.70	0.78	0.76	0.99	1.25	1.16	0.95	1.29	0.75	1.06	0.86	0.81	**0.89**
Market Operation Fee	[Rs/ kW/]	1.46	1.46	1.46	1.46	1.46	1.46	1.46	1.46	1.46	1.46	1.46	1.46	**1.46**
Power Purchase Cost														
Energy Charge	[Mln Rs]	3,317.89	3,733.72	3,074.80	2,898.49	1,369.46	1,743.33	1,895.95	1,264.90	1,772.97	2,602.36	3,468.86	3,247.35	**30,390.08**
Capacity Charge	[Mln Rs]	6,106.18	6,763.94	6,219.33	6,826.33	6,893.19	5,952.04	5,010.25	6,311.43	4,671.04	8,237.02	8,383.08	8,462.99	**79,836.82**
Transmission Charge	[Mln Rs]	497.02	572.03	486.59	482.21	399.74	361.62	279.61	316.47	253.29	512.64	586.64	595.11	**5,342.97**
Market Operation Fee	[Mln Rs]	2.35	2.35	2.35	2.35	2.35	2.35	2.35	2.35	2.35	2.35	2.35	2.35	**28.24**
Total Operating Cost	[Mln Rs]	**9,923.44**	**11,072.04**	**9,783.08**	**10,209.38**	**8,664.74**	**8,059.34**	**7,188.17**	**7,895.15**	**6,699.65**	**11,354.37**	**12,440.93**	**12,307.80**	**115,598.11**
	[Rs/ kW/]													



FORM - 7

SUKKUR ELECTRIC POWER COMPANY

Line Losses FY 2019-20

		Jul-19	Aug-19	Sep-19	Oct-19	Nov-19	Dec-19	Jan-20	Feb-20	Mar-20	Apr-20	May-20	Jun-20	Total
		Actual	Actual	Actual	Actual	Actual	Actual	Actual	Actual	Actual	Actual	Actual	Actual	Actual
Power Balances														
Units Received	[MkWh]	509.02	510.98	483.39	341.22	220.10	212.84	206.74	179.39	212.78	357.66	523.40	493.38	4252.50
Units Sold	[MkWh]	271.86	305.46	290.41	231.27	181.72	160.37	156.68	141.31	138.14	209.62	319.05	304.20	2710.08
Units Lost	[MkWh]	237.17	205.52	193.59	109.94	38.38	52.47	50.07	38.57	74.64	148.04	204.35	189.68	1542.42
Units Lost	[%age]	46.59	40.22	40.00	32.22	17.44	24.65	24.22	21.44	35.08	41.39	39.04	38.41	36.27
Technical Losses	[%age]	24.08	22.41	22.34	13.70	14.51	11.60	10.85	10.90	13.88	17.41	20.56	24.77	19.33
Administrative Losses	[%age]	22.51	17.31	17.66	12.52	2.83	13.05	13.37	10.54	21.20	23.99	18.48	13.64	16.94
Technical Losses at Different Levels														
Transmission Losses 132 kV	[%age]	2.29	2.36	2.20	2.08	1.89	2.51	1.04	1.14	0.78	0.83	1.89	1.29	1.79
11 kV Losses	[%age]	18.13	16.60	16.78	14.20	9.96	6.40	7.10	6.71	9.75	13.19	15.02	19.96	13.89
LT Losses	[%age]	3.67	3.45	3.35	3.42	2.76	2.69	2.70	3.05	3.35	3.39	3.65	3.52	3.65
Total Technical Losses	[%age]	24.08	22.41	22.34	19.70	14.61	11.60	10.85	10.90	13.88	17.41	20.56	24.77	19.33

FORM - 7 (A)

SUKKUR ELECTRIC POWER COMPANY

Line Losses * FY 2020-21

		Jul-20	Aug-20	Sep-20	Oct-20	Nov-20	Dec-20	Jan-21	Feb-21	Mar-21	Apr-21	May-21	Jun-21	Total
		Provisional	Provisional	Provisional	Provisional	Provisional	Provisional	Provisional	Provisional	Provisional	Provisional	Provisional	Provisional	Provisional
Power Balances														
Units Received	[MkWh]	527.40	514.32	468.49	331.34	220.06	214.23	211.58	187.13	250.84	375.51	516.30	515.00	4332.19
Units Sold	[MkWh]	290.69	320.87	286.39	233.28	176.35	162.07	161.37	152.72	156.43	221.63	314.27	326.21	2802.28
Units Lost	[MkWh]	236.71	193.44	182.10	98.06	43.71	52.16	50.22	34.41	94.41	153.87	202.02	188.79	1529.91
Units Lost	[%age]	44.88	37.61	38.87	29.59	19.86	24.35	23.73	18.39	37.64	40.98	39.13	36.66	35.31
Technical Losses	[%age]	24.08	22.41	22.34	19.70	14.61	11.60	10.85	10.90	13.88	17.41	20.56	24.77	19.33
Administrative Losses	[%age]	20.80	15.21	16.53	9.90	5.25	12.74	12.89	7.48	23.76	23.57	18.57	11.89	15.98
														35.31
Technical Losses at Different Levels														
Transmission Losses 132 kV	[%age]	-0.30	1.28	2.18	1.85	2.51	2.53	0.68	1.04	0.58	0.73	1.79	1.19	1.69
11 kV Losses	[%age]	20.72	17.68	18.80	14.43	9.35	6.38	7.48	6.81	9.35	13.29	15.12	20.06	13.99
LT Losses	[%age]	3.87	3.45	3.35	3.42	2.76	2.89	2.70	3.05	3.35	3.39	3.65	3.52	3.65
Total Technical Losses	[%age]	24.08	22.41	22.34	19.70	14.91	11.60	10.85	10.90	13.38	17.41	20.56	24.77	19.33

* Where actual figures are available , these should be replaced by the actual figures.

FORM - 7 (A)

SUKKUR ELECTRIC POWER COMPANY

Line Losses * FY 2021-22

		Jul-21	Aug-21	Sep-21	Oct-21	Nov-21	Dec-21	Jan-22	Feb-22	Mar-22	Apr-22	May-22	Jun-22	Total
		Provisional	Provisional	Provisional	Provisional	Provisional	Provisional	Provisional	Provisional	Provisional	Provisional	Provisional	Provisional	Provisional
Power Balances														
Units Received	[MkWh]	487.41	494.37	454.30	373.60	236.74	235.22	219.59	190.00	271.20	447.60	563.67	508.24	4481.93
Units Sold	[MkWh]	274.72	312.83	283.00	265.54	190.63	179.14	168.63	151.71	179.48	270.72	353.14	312.45	2941.99
Units Lost	[MkWh]	212.69	181.54	171.30	108.06	46.12	56.08	50.96	38.28	91.71	176.89	210.53	195.79	1539.94
Units Lost	[%age]	43.64	36.72	37.71	28.92	19.48	23.84	23.21	20.15	33.82	39.52	37.35	38.52	34.36
Technical Losses	[%age]	24.08	22.41	22.34	19.70	14.61	11.60	10.85	10.90	13.88	17.41	20.56	24.77	19.33
Administrative Losses	[%age]	19.55	14.31	15.37	9.23	4.87	12.24	12.36	9.25	19.94	22.11	16.79	13.75	15.03
Technical Losses at Different Levels														
Transmission Losses 132 kV	[%age]	1.76	1.18	2.08	1.75	2.41	2.43	0.58	0.94	0.58	0.63	1.69	1.09	1.59
11 kV Losses	[%age]	18.65	17.78	16.90	14.53	9.45	6.48	7.56	6.91	9.35	13.39	15.22	20.16	14.09
LT Losses	[%age]	3.67	3.45	3.35	3.42	2.75	2.69	2.70	3.05	3.35	3.39	3.65	3.52	3.65
Total Technical Losses	[%age]	24.08	22.41	22.34	19.70	14.61	11.60	10.85	10.90	13.38	17.41	20.56	24.77	19.33

* Where actual figures are available , these should be replaced by the actual figures.

FORM - 7 (A)

Transmission Charge

Line Losses * FY 2022-23

		Jul-22	Aug-22	Sep-22	Oct-22	Nov-22	Dec-22	Jan-23	Feb-23	Mar-23	Apr-23	May-23	Jun-23	Total
		Provisional	Provisional	Provisional	Provisional	Provisional	Provisional	Provisional	Provisional	Provisional	Provisional	Provisional	Provisional	Provisional
Power Balances														
Units Received	[MkWh]	501.55	508.14	465.66	381.79	241.06	240.00	225.15	194.81	278.07	458.27	577.23	520.92	4592.96
Units Sold	[MkWh]	288.84	326.14	295.60	274.38	195.03	184.00	174.54	157.04	185.79	283.77	368.53	326.01	3059.96
Units Lost	[MkWh]	212.71	182.00	170.06	107.41	46.04	56.00	50.60	37.77	92.29	174.50	208.70	194.91	1532.99
Units Lost	[%age]	42.41	35.82	36.52	28.13	19.10	23.33	22.48	19.39	33.19	38.08	36.16	37.42	33.38
Technical Losses	[%age]	24.08	22.41	22.34	19.70	14.61	11.60	10.85	10.30	13.38	17.41	20.56	24.77	19.33
Administrative Losses	[%age]	18.33	13.41	14.18	8.43	4.48	11.73	11.63	8.49	19.31	20.67	15.59	12.35	14.05
Technical Losses at Different Levels														
Transmission Losses 132 kV	[%age]	1.66	1.08	1.98	1.65	2.31	2.33	0.48	0.34	0.48	0.53	1.59	0.99	1.49
11 kV Losses	[%age]	18.75	17.88	17.00	14.63	9.55	6.58	7.66	7.01	10.05	13.49	15.32	20.26	14.19
LT Losses	[%age]	3.67	3.45	3.35	3.42	2.75	2.69	2.70	3.05	3.35	3.39	3.65	3.52	3.65
Total Technical Losses	[%age]	24.08	22.41	22.34	19.70	14.61	11.60	10.85	10.90	13.38	17.41	20.56	24.77	19.33

* Where actual figures are available , these should be replaced by the actual figures.

FORM - 7 (A)

Transmission Charge

Line Losses * FY 2023-24

		Jul-23	Aug-23	Sep-23	Oct-23	Nov-23	Dec-23	Jan-24	Feb-24	Mar-24	Apr-24	May-24	Jun-24	Total
		Provisional	Provisional	Provisional	Provisional	Provisional	Provisional	Provisional	Provisional	Provisional	Provisional	Provisional	Provisional	Provisional
Power Balances														
Units Received	[MkWh]	651.62	674.15	588.44	448.50	292.64	285.09	269.43	232.99	313.96	442.78	629.72	675.31	5504.63
Units Sold	[MkWh]	383.11	438.87	380.66	326.42	237.89	220.03	210.86	189.60	211.76	280.70	409.70	431.72	3721.32
Units Lost	[MkWh]	268.52	235.28	207.79	122.08	54.76	65.07	58.57	43.39	102.20	162.07	220.02	243.59	1783.32
Units Lost	[%age]	41.21	34.90	35.31	27.22	18.71	22.82	21.74	18.62	32.55	36.60	34.94	36.07	32.40
Technical Losses	[%age]	24.08	22.41	22.34	19.70	14.61	11.60	10.85	10.90	13.88	17.41	20.56	24.77	19.33
Administrative Losses	[%age]	17.12	12.49	12.97	7.52	4.10	11.22	10.89	7.72	18.67	19.20	14.38	11.30	13.07
Technical Losses at Different Levels														
Transmission Losses 132 kV	[%age]	1.56	0.98	1.88	1.55	2.21	2.23	0.38	0.74	0.38	0.43	1.49	0.89	1.39
11 kV Losses	[%age]	18.85	17.98	17.10	14.73	9.65	6.68	7.78	7.11	10.15	13.59	15.42	20.36	14.29
LT Losses	[%age]	3.67	3.45	3.35	3.42	2.76	2.69	2.70	3.05	3.35	3.39	3.65	3.52	3.65
Total Technical Losses	[%age]	24.08	22.41	22.34	19.70	14.51	11.60	10.95	10.90	13.88	17.41	20.56	24.77	19.33

* Where actual figures are available , these should be replaced by the actual figures.

FORM - 7 (A)

FORM - 7 (A)

Line Losses * FY 2024-25

		Jul-24	Aug-24	Sep-24	Oct-24	Nov-24	Dec-24	Jan-25	Feb-25	Mar-25	Apr-25	May-25	Jun-25	Total
		Provisional	Provisional	Provisional	Provisional	Provisional	Provisional	Provisional	Provisional	Provisional	Provisional	Provisional	Provisional	Provisional
Power Balances														
Units Received	[MkWh]	708.10	732.76	639.83	488.49	319.03	310.75	293.84	245.25	339.19	482.10	684.94	734.27	5978.56
Units Sold	[MkWh]	424.70	483.84	421.79	360.58	260.57	241.43	232.16	201.48	230.36	312.91	454.11	477.66	4102.19
Units Lost	[MkWh]	283.41	248.92	218.04	127.91	58.46	69.32	61.68	43.77	108.23	169.19	230.83	249.68	1876.38
Units Lost	[%age]	40.02	33.97	34.08	26.19	18.32	22.31	20.99	17.85	31.91	35.09	33.70	34.00	31.39
Technical Losses	[%age]	24.08	22.41	22.34	19.70	14.61	11.60	10.35	10.90	13.88	17.41	20.56	24.77	19.33
Administrative Losses	[%age]	15.94	11.56	11.74	6.49	3.71	10.71	10.15	6.94	18.03	17.69	13.14	9.23	12.06
		40.02	33.97	34.08	26.19	18.32	22.31	20.99	17.85	31.91	35.09	33.70	34.00	31.39
Technical Losses at Different Levels														
Transmission Losses 132 kV	[%age]	1.46	0.88	1.78	1.45	2.11	2.13	0.28	0.64	0.28	0.33	1.39	0.79	1.29
11 kV Losses	[%age]	18.95	18.08	17.20	14.83	9.75	6.78	7.86	7.21	10.25	13.69	15.52	20.46	14.39
LT Losses	[%age]	3.67	3.45	3.35	3.42	2.76	2.69	2.70	3.05	3.35	3.39	3.65	3.52	3.65
Total Technical Losses	[%age]	24.08	22.41	22.34	19.70	14.61	11.60	10.85	10.90	13.88	17.41	20.56	24.77	19.33

* Where actual figures are available , these should be replaced by the actual figures.

FORM - 8
SUKKUR ELECTRIC POWER COMPANY
Operational and Technical Information

SEPCO	2025	0.32
	2024	0.29
	2023	0.26
	2022	0.22
	2021	0.23
NTDC/DISCO Delivery Points metering accuracy		100.00%
DISCO metering accuracy For all customers (residential, commercial, industrial, etc.)		90.00%
Estimated High Voltage Transmission lines losses (132 kV)		2.80%

Sukkur Electric Power Company Ltd.

FROM - 9

SUKKUR ELECTRIC POWER COMPANY

Average Rate per Unit Purchased and Sold

Weighted Average Cost per Unit Sold to Customers

10.01	Use of System Charges (NTDC)			
10.02	Estimated Average Rate	(Table 11 - 11.16)	[Rs/kW/Month]	162.73
10.03	Estimated Maximum Demand Indicator (MDI)	(Table 11 - 11.17)	[MW]	1
10.04	Number of Months (Fiscal Year)		[#]	12
10.05	Estimated Use of System Charges = (10.02 x 10.03 x 10.04)		[,000,000 Rs]	1,717.42
10.06	Fixed/Capacity Charge			
10.07	Estimated Average Rate	(Table 11 - 11.33)	[Rs/kW/Month]	2,929.89
10.08	Estimated MDI	Form 6 (A)	[MW]	1.05
10.09	Number of Months (Fiscal Year)		[#]	12
10.10	Estimated Capacity Charge = (10.07 x 10.08 x 10.09)		[,000,000 Rs]	30,108.52
10.11	Energy Charge			
10.12	Estimated Average Energy Charge	(Table 11 - 11.33)	[Rs/kWh]	6.0848
10.13	Estimated Energy Purchase for Fiscal Year		[GWh]	4,482
10.14	Estimated Energy Charges = (10.12 x 10.13)		[,000,000 Rs]	27,271.65
	Market Operation Fee			16.32
10.15	Estimated Power Purchase Price = (10.05 + 10.10 + 10.14)		[,000,000 Rs]	59,116.07
10.16	Average Rate per Unit Purchased = (10.15 / 10.13)		[Rs/kWh]	13.19
10.17	Estimated Energy Sold		[GWh]	2,710.08
10.18	Average Energy Rate per Unit Sold = (10.15 / 10.17)		[Rs/kWh]	21.81
10.19	Distribution Margin		[,000,000 Rs]	2,564
10.20	Distribution Margin per Unit Sold = (10.19 / 10.17)		[Rs/kWh]	0.95
10.21	Total Cost per Unit Sold to Customers = (10.20 + 10.18)		[Rs/kWh]	22.76
10.22	Estimated Revenue from Energy Sold (10.15 + 10.19)		[,000,000 Rs]	61,680
10.23	Prior Period Adjustement (Uncovered Costs)		[,000,000 Rs]	-
10.24	Financial Cost		[,000,000 Rs]	1,684.87
10.25	Required Estimated Revenue from Energy Sold (10.22 + 10.23)		[,000,000 Rs]	63,365

hile submitting Quarterly Petitions , this form should be submitted with actual amounts of previous quarters
d projected figures of next quarter .

gures in the forms should be substantiated with the forms below.

Sukkur Electric Power Company Ltd.

FORM - 9 (A)

Table 11 - CPPA Charges: Use of System, Capacity and Energy

11.01 Use of System Charges (NTDC)

			Demand	Fixed Use of System Rate	Fixed Use of System Charges	Energy	Variable Use of System Rate	Variable Use of System Charges	Sum Use of System Charges	Market Operation Fee	Market Operation Fee
11.02	Month	Year	[MkW]	[Rs/kW]	[Rs.In M]	[MkWh]	[Rs/kWh]	[Rs.In M]	[Rs. In M]	[Rs/kW]	[Rs. In M]
11.03	1	2	3	4	5 = (3 x 4)	6	7	8 = (6 x 7)	9=(5+8)	10	11=(10 x 3)
11.04	Jul	2019	1.02	126.75	161.70	509.02		0.00	161.70	1.59	1.63
11.05	Aug	2019	0.86	126.75	180.49	510.98		0.00	180.49	1.22	1.05
11.06	Sep	2019	1.00	126.75	173.48	483.99		0.00	173.48	1.64	1.64
11.07	Oct	2019	0.93	126.75	152.46	341.22		0.00	152.46	1.50	1.39
11.08	Nov	2019	0.72	126.75	124.95	220.10		0.00	124.95	1.23	0.89
11.09	Dec	2019	0.87	126.75	112.29	212.84		0.00	112.29	1.11	0.96
11.10	Jan	2020	0.85	126.75	89.39	208.74		0.00	89.39	0.88	0.75
11.11	Feb	2020	0.60	126.75	105.34	179.89		0.00	105.34	1.04	0.62
11.12	Mar	2020	0.75	126.75	72.24	212.78		0.00	72.24	0.71	0.53
11.13	Apr	2020	0.84	126.75	165.94	357.66		0.00	165.94	1.63	1.36
11.14	May	2020	1.11	126.75	195.62	523.40		0.00	195.62	1.67	1.85
11.15	Jun	2020	1.00	126.75	183.53	493.88		0.00	183.53	1.52	1.52
11.16			10.55	162.73	1,717.42	4,253			1,717.42		14.22
11.17		Avg per month [MW]	0.88		Avg per month [MWh]	324			1,953		

11.18 Capacity and Energy

			Capacity Charge	Energy Charge	Sum of all Charges	Use Of System Rate per kWh	Capacity Rate per kWh [Rs/kWh]	Energy Rate per kWh	Final Rate per kWh
11.19	Month	Year	[Rs.In M]	[Rs.In M]	[Rs]	[Rs/MkWh]	]	[Rs/kWh]	[Rs/kWh]
11.20	1	2	11	12	13 = 9+11+12	14 = 9 / 6	15 = 11 / 3	16 = 12 / 6	17 = 13 / 6
11.21	Jul	2019	1,834.22	3,411.49	5,409	0.32	1790.371	6.70	10.6263
11.22	Aug	2019	2,333.49	3,231.37	5,746	0.35	2706.020	6.32	11.2391
11.23	Sep	2019	2,516.33	3,330.96	6,022	0.36	2514.311	6.88	11.7860
11.24	Oct	2019	2,774.52	2,045.69	4,974	0.45	2991.629	6.00	10.2771
11.25	Nov	2019	2,813.06	1,000.32	3,939	0.57	3905.371	4.54	11.5447
11.26	Dec	2019	2,207.94	1,527.56	3,849	0.53	2539.259	7.18	17.4863
11.27	Jan	2020	1,761.02	1,466.55	3,318	0.43	2060.764	7.09	15.5882
11.28	Feb	2020	2,824.90	976.52	3,907	0.59	4747.078	5.43	18.8995
11.29	Mar	2020	1,642.14	1,087.09	2,802	0.34	2189.550	5.11	15.5766
11.30	Apr	2020	3,371.61	2,133.87	5,673	0.46	4002.512	5.97	26.6609
11.31	May	2020	3,284.12	2,957.98	6,440	0.37	2965.661	5.65	18.0045
11.32	Jun	2020	2,745.17	2,706.08	5,636	0.37	2745.684	5.48	10.7687
11.33			30,108.52	25,875.57	57,716	0.40	2,929.89	6.08	13.572
11.34		Avg Cap. Charge =	2,509.04	2,156.30	13.57				

Sukkur Electric Power Company Ltd.

FROM - 9

SUKKUR ELECTRIC POWER COMPANY

Average Rate per Unit Purchased and Sold FY 2020-21

Weighted Average Cost per Unit Sold to Customers

10.01	Use of System Charges (NTDC)			
10.02	Estimated Average Rate	(Table 11 - 11.16)	[Rs/kW/Month]	183.27
10.03	Estimated Maximum Demand Indicator (MDI)	(Table 11 - 11.17)	[MW]	1
10.04	Number of Months (Fiscal Year)		[#]	12
10.05	Estimated Use of System Charges = (10.02 x 10.03 x 10.04)		[,000,000 Rs]	2,188.85
10.06	Fixed/Capacity Charge			
10.07	Estimated Average Rate	(Table 11 - 11.33)	[Rs/kW/Month]	2,864.54
10.08	Estimated MDI	Form 6 (A)	[MW]	1.00
10.09	Number of Months (Fiscal Year)		[#]	12
10.10	Estimated Capacity Charge = (10.07 x 10.08 x 10.09)		[,000,000 Rs]	32,791.18
10.11	Energy Charge			
10.12	Estimated Average Energy Charge	(Table 11 - 11.33)	[Rs/kWh]	5.5271
10.13	Estimated Energy Purchase for Fiscal Year		[GWh]	4,332
10.14	Estimated Energy Charges = (10.12 x 10.13)		[,000,000 Rs]	23,944.47
	Market Operation Fee			17.18
10.15	**Estimated Power Purchase Price = (10.05 + 10.10 + 10.14)**		[,000,000 Rs]	58,941.83
10.16	Average Rate per Unit Purchased = (10.15 / 10.13)		[Rs/kWh]	13.61
10.17	Estimated Energy Sold		[GWh]	2,802.28
10.18	Average Energy Rate per Unit Sold = (10.15 / 10.17)		[Rs/kWh]	21.03
10.19	Distribution Margin		[,000,000 Rs]	2,554
10.20	Distribution Margin per Unit Sold = (10.19 / 10.17)		[Rs/kWh]	0.91
10.21	**Total Cost per Unit Sold to Customers = (10.20 + 10.18)**		[Rs/kWh]	21.94
10.22	**Estimated Revenue from Energy Sold (10.15 + 10.19)**		[,000,000 Rs]	61,495
10.23	Prior Period Adjustement (Uncovered Costs)		[,000,000 Rs]	-
10.24	Financial Cost		[,000,000 Rs]	4,443.00
10.25	**Required Estimated Revenue from Energy Sold (10.22 + 10.23)**		[,000,000 Rs]	65,938

While submitting Quarterly Petitions , this form should be submitted with actual amounts of previous quarters and projected figures of next quarter .

Figures in the forms should be substantiated with the forms below.

Sukkur Electric Power Company Ltd.

FORM - 9 (A)

Table 11 - CPPA Charges: Use of System, Capacity ar

11.01 Use of System Charges (NTDC)

			Demand	Fixed Use of System Rate	Fixed Use of System Charges	Energy	Variable Use of System Rate	Variable Use of System Charges	Sum Use of System Charges	Market Operation Fee	Market Operation Fee
11.02	Month	Year	[MkW]	[Rs/kW]	[Rs.In M]	[MkWh]	[Rs/kWh]	[Rs.In M]	[Rs. In M]	[Rs/kW]	[Rs. in M]
11.03	1	2	3	4	5 = (3 x 4)	6	7	8 = (6 x 7)	9=(5+8)	10	11=(10 x 3)
11.04	Jul	2020	1.16	126.75	191.64	527.40		0.00	191.64	1.59	1.84
11.05	Aug	2020	1.12	126.75	196.03	514.32		0.00	196.03	1.22	1.37
11.06	Sep	2020	1.10	126.75	190.00	468.49		0.00	190.00	1.64	1.80
11.07	Oct	2020	1.16	126.75	162.00	331.34		0.00	162.00	1.50	1.74
11.08	Nov	2020	1.12	126.75	189.78	220.06		0.00	189.78	1.23	1.38
11.09	Dec	2020	1.10	126.75	140.71	214.23		0.00	140.71	1.11	1.21
11.10	Jan	2021	0.88	126.75	175.99	211.53		0.00	175.99	0.88	0.77
11.11	Feb	2021	0.71	126.75	140.33	183.48		0.00	140.33	1.04	0.74
11.12	Mar	2021	0.61	126.75	128.05	217.03		0.00	128.05	0.71	0.44
11.13	Apr	2021	1.07	126.75	202.62	368.39		0.00	202.62	1.63	1.74
11.14	May	2021	0.66	126.75	280.33	539.10		0.00	280.33	1.67	1.10
11.15	Jun	2021	1.26	126.75	191.37	515.00		0.00	191.37	1.52	1.92
11.16			11.94	183.27	2,188.85	4,310			2,188.85		16.06
11.17	r month [MW]		1.00		Avg per month [MWh]	326			2,199		

11.18 Capacity and Energy

			Capacity Charge	Energy Charge	Sum of all Charges	Use Of System Rate per kWh	Capacity Rate per kWh	Energy Rate per kWh	Final Rate per kWh
11.19	Month	Year	[Rs.In M]	[Rs.In M]	[Rs]	[Rs/MkWh]	[Rs/MkWh]	[Rs/kWh]	[Rs/kWh]
11.20	1	2	11	12	13 = 9+11+12	14 = 9 / 6	15 = 11 / 3	16 = 12 / 6	17 = 13 / 6
11.21	Jul	2020	2,284.39	2,446.34	4,924	0.36	1975.608	4.64	9.3368
11.22	Aug	2020	3,402.16	2,698.37	6,298	0.38	3024.502	5.25	11.9415
11.23	Sep	2020	2,363.00	2,375.00	4,930	0.41	2157.404	5.07	9.5851
11.24	Oct	2020	1,836.42	1,645.74	3,646	0.49	1588.191	4.97	7.7822
11.25	Nov	2020	2,941.40	989.57	4,122	0.86	2614.888	4.50	12.4406
11.26	Dec	2020	1,883.27	1,366.24	3,391	0.66	1719.418	6.38	15.4112
11.27	Jan	2021	2,522.25	1,500.09	4,199	0.83	2873.698	7.09	19.6013
11.28	Feb	2021	2,049.64	1,037.51	3,228	0.76	2871.383	5.65	15.2610
11.29	Mar	2021	2,500.20	1,590.84	4,220	0.59	4086.778	7.33	22.9968
11.30	Apr	2021	3,728.15	2,331.94	6,264	0.55	3492.978	6.33	28.8643
11.31	May	2021	3,382.65	2,881.09	6,545	0.52	5130.530	5.34	17.7668
11.32	Jun	2021	3,579.25	2,961.25	6,734	0.37	2839.127	5.75	12.4909
11.33			32,472.78	23,823.98	58,502	0.51	2,864.54	5.53	13.572
11.34	ap. Charge =		2,706.07	1,985.33	13.57				

Sukkur Electric Power Company Ltd.

ROM - 9

SUKKUR ELECTRIC POWER COMPANY

Average Rate per Unit Purchased and Sold FY 2021-22

Weighted Average Cost per Unit Sold to Customers

Use of System Charges (NTDC)

stimated Average Rate	(Table 11 - 11.16)	[Rs/kW/Month]	305.40
stimated Maximum Demand Indicator (MDI)	(Table 11 - 11.17)	[MW]	1
lumber of Months (Fiscal Year)		[#]	12
stimated Use of System Charges = (10.02 x 10.03 x 10.04)		[,000,000 Rs]	3,829.89

Fixed/Capacity Charge

stimated Average Rate	(Table 11 - 11.33)	[Rs/kW/Month]	3,757.48
stimated MDI	Form 6 (A)	[MW]	1.05
lumber of Months (Fiscal Year)		[#]	12
stimated Capacity Charge = (10.07 x 10.08 x 10.09)		[,000,000 Rs]	45,247.30

Energy Charge

stimated Average Energy Charge	(Table 11 - 11.33)	[Rs/kWh]	4.5943
stimated Energy Purchase for Fiscal Year		[GWh]	4,432
stimated Energy Charges = (10.12 x 10.13)		[,000,000 Rs]	21,039.53
Market Operation Fee			18.32
stimated Power Purchase Price = (10.05 + 10.10 + 10.14)		[,000,000 Rs]	70,135.18
verage Rate per Unit Purchased = (10.15 / 10.13)		[Rs/kWh]	15.65
stimated Energy Sold		[GWh]	2,941.99
verage Energy Rate per Unit Sold = (10.15 / 10.17)		[Rs/kWh]	23.84
Distribution Margin		[,000,000 Rs]	3,382
Distribution Margin per Unit Sold = (10.19 / 10.17)		[Rs/kWh]	1.15
Total Cost per Unit Sold to Customers = (10.20 + 10.18)		[Rs/kWh]	24.99
Estimated Revenue from Energy Sold (10.15 + 10.19)		[,000,000 Rs]	73,517
Prior Period Adjustement (Uncovered Costs)		[,000,000 Rs]	-
Financial Cost		[,000,000 Rs]	1,640.00
Required Estimated Revenue from Energy Sold (10.22 + 1		[,000,000 Rs]	75,157

ubmitting Quarterly Petitions , this form should be submitted with actual amounts of previous quarters ected figures of next quarter .

in the forms should be substantiated with the forms below.

Sukkur Electric Power Company Ltd.

ORM - 9 (A)

Table 11 - CPPA Charges: Use of System, Capaci

11.01 Use of System Charges (NTDC)

			Demand	Fixed Use of System Rate	Fixed Use of System Charges	Energy	Variable Use of System Rate	Variable Use of System Charges	Sum Use of System Charges	Market Operation Fee [Rs/kW]	Market Operation Fee
11.02	Month	Year	[MkW]	[Rs/kW]	[Rs.In M]	[MkWh]	[Rs/kWh]	[Rs.In M]	[Rs. In M]		[Rs. In M]
11.03	1	2	3	4	5 = (3 x 4)	6	7	8 = (6 x 7)	9=(5+8)	10	11=(10 x 3)
11.04	Jul	2021	1.21	126.75	336.93	487.41		0.00	336.93	1.59	1.77
11.05	Aug	2021	1.18	126.75	380.12	494.37		0.00	380.12	1.22	1.73
11.06	Sep	2021	1.15	126.75	340.41	454.30		0.00	340.41	1.64	1.68
11.07	Oct	2021	1.21	126.75	363.40	373.60		0.00	363.40	1.50	1.77
11.08	Nov	2021	1.18	126.75	292.29	236.74		0.00	292.29	1.23	1.73
11.09	Dec	2021	1.15	126.75	269.80	235.22		0.00	269.80	1.11	1.68
11.10	Jan	2022	0.92	126.75	206.29	219.59		0.00	206.29	0.88	1.35
11.11	Feb	2022	0.75	126.75	242.29	190.00		0.00	242.29	1.04	1.10
11.12	Mar	2022	0.84	126.75	200.47	271.20		0.00	200.47	0.71	0.94
11.13	Apr	2022	1.12	126.75	452.65	447.60		0.00	452.65	1.63	1.64
11.14	May	2022	0.69	126.75	399.28	563.67		0.00	399.28	1.67	1.01
11.15	Jun	2022	1.32	126.75	345.95	508.24		0.00	345.95	1.52	1.93
11.16			12.54	305.40	3,829.89	4,482			3,829.89		18.32
11.17	r month [MW]		1.05		Avg per month [MWh]	341			3,665		

11.18 Capacity and Energy

			Capacity Charge	Energy Charge	Sum of all Charges	Use Of System Rate per kWh	Capacity Rate per kWh	Energy Rate per kWh	Final Rate per kWh
11.19	Month	Year	[Rs.In M]	[Rs.In M]	[Rs]	[Rs/MkWh]	[Rs/MkWh]	[Rs/kWh]	[Rs/kWh]
11.20	1	2	11	12	13 = 9+11+12	14 = 9 / 6	15 = 11 / 3	16 = 12 / 6	17 = 13 / 6
11.21	Jul	2021	3,190.12	2,376.28	5,905	0.69	2627.532	4.88	12.1154
11.22	Aug	2021	3,643.53	2,287.39	6,313	0.77	3084.835	4.63	12.9518
11.23	Sep	2021	3,833.48	1,798.36	5,974	0.75	3333.276	3.96	12.0840
11.24	Oct	2021	4,310.35	1,840.55	6,516	0.97	3550.206	4.93	14.3430
11.25	Nov	2021	4,228.10	792.12	5,314	1.23	3579.769	3.35	14.2245
11.26	Dec	2021	3,848.13	1,002.86	4,922	1.15	3172.113	4.26	20.7924
11.27	Jan	2022	2,882.36	1,400.34	4,490	0.94	3127.608	6.38	19.0897
11.28	Feb	2022	3,464.84	887.74	4,596	1.28	4622.821	4.67	20.9299
11.29	Mar	2022	2,567.53	1,379.96	4,149	0.74	3996.998	5.09	21.8367
11.30	Apr	2022	5,161.39	2,207.88	7,824	1.01	4605.533	4.93	28.8483
11.31	May	2022	4,507.15	2,628.44	7,536	0.71	6510.556	4.66	16.8362
11.32	Jun	2022	3,810.32	2,437.69	6,596	0.68	2878.493	4.80	11.7018
11.33			45,247.30	21,039.81	70,135	0.85	3,757.48	4.69	15.648
11.34	ap. Charge =		3,770.61	1,753.32	15.65				



'ROM - 9

SUKKUR ELECTRIC POWER COMPANY

Average Rate per Unit Purchased and Sold FY 2022-23

Weighted Average Cost per Unit Sold to Customers

Use of System Charges (NTDC)

Estimated Average Rate	(Table 11 - 11.:	[Rs/kW/Month]	341.90
Estimated Maximum Demand Indicator (MDI)	(Table 11 - 11.'	[MW]	1
Number of Months (Fiscal Year)		[#]	12
Estimated Use of System Charges = (10.02 x 10.03 x 10.04)		[,000,000 Rs]	4,287.73

Fixed/Capacity Charge

Estimated Average Rate	(Table 11 - 11.:	[Rs/kW/Month]	4,576.57
Estimated MDI	Form 6 (A)	[MW]	1.05
Number of Months (Fiscal Year)		[#]	12
Estimated Capacity Charge = (10.07 x 10.08 x 10.09)		[,000,000 Rs]	55,483.21

Energy Charge

Estimated Average Energy Charge	(Table 11 - 11.:	[Rs/kWh]	4.3358
Estimated Energy Purchase for Fiscal Year		[GWh]	4,593
Estimated Energy Charges = (10.12 x 10.13)		[,000,000 Rs]	19,912.83
Market Operation Fee			26.89
Estimated Power Purchase Price = (10.05 + 10.10 + 10.14)		[,000,000 Rs]	79,710.81
Average Rate per Unit Purchased = (10.15 / 10.13)		[Rs/kWh]	17.36
Estimated Energy Sold		[GWh]	3,059.66
Average Energy Rate per Unit Sold = (10.15 / 10.17)		[Rs/kWh]	26.05
Distribution Margin		[,000,000 Rs]	4,570
Distribution Margin per Unit Sold = (10.19 / 10.17)		[Rs/kWh]	1.49
Total Cost per Unit Sold to Customers = (10.20 + 10.18)		[Rs/kWh]	27.55
Estimated Revenue from Energy Sold (10.15 + 10.19)		[,000,000 Rs]	84,281
Prior Period Adjustement (Uncovered Costs)		[,000,000 Rs]	-
Financial Cost		[,000,000 Rs]	1,640.00
Required Estimated Revenue from Energy Sold (10.22 + 10.23)		[,000,000 Rs]	85,921

ubmitting Quarterly Petitions , this form should be submitted with actual amounts of previous quarters
jected figures of next quarter .

in the forms should be substantiated with the forms below.

Sukkur Electric Power Company Ltd.

FORM - 9 (A)

Table 11 - CPPA Charges: Use of System, Cap

11.01 Use of System Charges (NTDC)

			Demand	Fixed Use of System Rate	Fixed Use of System Charges	Energy	Variable Use of System Rate	Variable Use of System Charges	Sum Use of System Charges	Market Operation Fee [Rs/kW]	Market Operation Fee
11.02	Month	Year	[MkW]	[Rs/kW]	[Rs.In M]	[MkWh]	[Rs/kWh]	[Rs.In M]	[Rs. In M]		[Rs. In M]
11.03	1	2	3	4	5 = (3 x 4)	6	7	8 = (6 x 7)	9=(5+8)	10	11=(10 x 3)
11.04	Jul	2022	1.21	126.75	379.26	501.55		0.00	379.26	1.59	2.24
11.05	Aug	2022	1.18	126.75	427.36	508.14		0.00	427.36	1.22	2.24
11.06	Sep	2022	1.15	126.75	381.57	465.66		0.00	381.57	1.64	2.24
11.07	Oct	2022	1.21	126.75	406.24	381.79		0.00	406.24	1.50	2.24
11.08	Nov	2022	1.18	126.75	325.46	241.06		0.00	325.46	1.23	2.24
11.09	Dec	2022	1.15	126.75	300.95	240.00		0.00	300.95	1.11	2.24
11.10	Jan	2023	0.92	126.75	230.78	225.15		0.00	230.78	0.88	2.24
11.11	Feb	2023	0.75	126.75	270.92	194.81		0.00	270.92	1.04	2.24
11.12	Mar	2023	0.64	126.75	223.81	278.07		0.00	223.81	0.71	2.24
11.13	Apr	2023	1.12	126.75	506.87	458.27		0.00	506.87	1.63	2.24
11.14	May	2023	0.89	126.75	446.46	577.23		0.00	446.46	1.67	2.24
11.15	Jun	2023	1.32	126.75	388.05	520.92		0.00	388.05	1.52	2.24
11.16			12.54	341.90	4,287.73	4,593			4,287.73		26.89
11.17	r month [MW]		1.05		Avg per month [MWh]	349			4,103		

11.18 Capacity and Energy

			Capacity Charge	Energy Charge	Sum of all Charges	Use Of System Rate per kWh	Capacity Rate per kWh	Energy Rate per kWh	Final Rate per kWh
11.19	Month	Year	[Rs.In M]	[Rs.In M]	[Rs]	[Rs/MkWh]	[Rs/MkWh]	[Rs/kWh]	[Rs/kWh]
11.20	1	2	11	12	13 = 9+11+12	14 = 9 / 6	15 = 11 / 3	16 = 12 / 6	17 = 13 / 6
11.21	Jul	2022	4,554.84	1,910.63	6,847	0.76	3751.420	3.81	13.6512
11.22	Aug	2022	5,065.55	1,796.14	7,291	0.84	4288.807	3.53	14.5375
11.23	Sep	2022	4,760.20	1,763.35	6,907	0.82	4139.074	3.79	13.5935
11.24	Oct	2022	5,271.32	1,802.84	7,483	1.06	4341.706	4.72	16.3689
11.25	Nov	2022	5,152.09	830.54	6,310	1.35	4262.072	3.45	15.5282
11.26	Dec	2022	4,459.70	1,069.63	5,833	1.25	3877.789	4.46	24.1949
11.27	Jan	2023	3,487.15	1,350.37	5,071	1.03	3783.851	6.00	21.1275
11.28	Feb	2023	4,078.97	840.86	5,193	1.39	5442.205	4.32	23.0648
11.29	Mar	2023	3,015.36	1,299.62	4,541	0.80	4694.151	4.67	23.3097
11.30	Apr	2023	5,989.25	2,207.31	8,706	1.11	5344.236	4.82	31.3073
11.31	May	2023	5,230.78	2,576.28	8,256	0.77	7555.836	4.46	18.0150
11.32	Jun	2023	4,418.20	2,465.13	7,274	0.74	3337.714	4.73	12.6010
11.33			55,483.21	19,912.69	79,711	0.93	4,576.57	4.34	17.356
11.34	ap. Charge =		4,623.60	1,659.39	17.36				

Sukkur Electric Power Company Ltd

FROM - 9

SUKKUR ELECTRIC POWER COMPANY

Average Rate per Unit Purchased and Sold FY 2023-24

Weighted Average Cost per Unit Sold to Customers

Use of System Charges (NTDC)

Estimated Average Rate	(Table 11 -	[Rs/kW/Month]	270.59
Estimated Maximum Demand Indicator (MDI)	(Table 11 -	[MW]	2
Number of Months (Fiscal Year)		[#]	12
Estimated Use of System Charges = (10.02 x 10.03 x 10.04)		[,000,000 Rs]	4,981.14

Fixed/Capacity Charge

Estimated Average Rate	(Table 11 -	[Rs/kW/Month]	3,652.84
Estimated MDI	Form 6 (A)	[MW]	1.53
Number of Months (Fiscal Year)		[#]	12
Estimated Capacity Charge = (10.07 x 10.08 x 10.09)		[,000,000 Rs]	67,243.69

Energy Charge

Estimated Average Energy Charge	(Table 11 -	[Rs/kWh]	4.9925
Estimated Energy Purchase for Fiscal Year		[GWh]	5,505
Estimated Energy Charges = (10.12 x 10.13)		[,000,000 Rs]	27,481.88
Market Operation Fee			26.89
Estimated Power Purchase Price = (10.05 + 10.10 + 10.14)		**[,000,000 Rs]**	99,733.75
Average Rate per Unit Purchased = (10.15 / 10.13)		[Rs/kWh]	18.12
Estimated Energy Sold		[GWh]	3,721.32
Average Energy Rate per Unit Sold = (10.15 / 10.17)		[Rs/kWh]	26.80
Distribution Margin		[,000,000 Rs]	5,428
Distribution Margin per Unit Sold = (10.19 / 10.17)		[Rs/kWh]	1.46
Total Cost per Unit Sold to Customers = (10.20 + 10.18)		[Rs/kWh]	28.26
Estimated Revenue from Energy Sold (10.15 + 10.19)		[,000,000 Rs]	105,152
Prior Period Adjustement (Uncovered Costs)		[,000,000 Rs]	-
Financial Cost		[,000,000 Rs]	1,640.00
Required Estimated Revenue from Energy Sold (10.22 + 10.2		[,000,000 Rs]	106,802

submitting Quarterly Petitions , this form should be submitted with actual amounts of previous quarters
ojected figures of next quarter .

s in the forms should be substantiated with the forms below.

Sukkur Electric Power Company Ltd.

FORM - 9 (A)

Table 11 - CPPA Charges: Use of System, C

11.01 **Use of System Charges (NTDC)**

			Demand	Fixed Use of System Rate	Fixed Use of System Charges	Energy	Variable Use of System Rate	Variable Use of System Charges	Sum Use of System Charges	Market Operation Fee [Rs/kW]	Market Operation Fee
11.02	Month	Year	[MkW]	[Rs/kW]	[Rs.In M]	[MkWh]	[Rs/kWh]	[Rs.In M]	[Rs. In M]		[Rs. In M]
11.03	1	2	3	4	5 = (3 x 4)	6	7	8 = (6 x 7)	9=(5+8)	10	11=(10 x 3)
11.04	Jul	2023	1.53	126.75	463.92	651.62		0.00	463.92	1.59	2.24
11.05	Aug	2023	1.53	126.75	533.81	674.16		0.00	533.81	1.22	2.24
11.06	Sep	2023	1.53	126.75	453.92	588.44		0.00	453.92	1.54	2.24
11.07	Oct	2023	1.53	126.75	449.07	448.50		0.00	449.07	1.50	2.24
11.08	Nov	2023	1.53	126.75	371.90	292.64		0.00	371.90	1.23	2.24
11.09	Dec	2023	1.53	126.75	336.49	285.09		0.00	336.49	1.11	2.24
11.10	Jan	2024	1.53	126.75	260.03	269.43		0.00	260.03	0.88	2.24
11.11	Feb	2024	1.53	126.75	294.41	232.99		0.00	294.41	1.04	2.24
11.12	Mar	2024	1.53	126.75	237.80	313.96		0.00	237.80	0.71	2.24
11.13	Apr	2024	1.53	126.75	477.55	442.78		0.00	477.55	1.63	2.24
11.14	May	2024	1.53	126.75	547.07	629.72		0.00	547.07	1.67	2.24
11.15	Jun	2024	1.53	126.75	555.16	676.31		0.00	555.16	1.52	2.24
11.16			18.41	270.59	4,981.14	5,505			4,981.14		26.89
11.17	r month [MW]		1.53	Avg per month [MWh]		458.420			3,247		

11.18 **Capacity and Energy**

			Capacity Charge	Energy Charge	Sum of all Charges	Use Of System Rate per kWh	Capacity Rate per kWh	Energy Rate per kWh	Final Rate per kWh
11.19	Month	Year	[Rs.In M]	[Rs.In M]	[Rs]	[Rs/MkWh]	[Rs/MkWh]	[Rs/kWh]	[Rs/kWh]
11.20	1	2	11	12	13 = 9+11+1	14 = 9 / 6	15 = 11 / 3	16 = 12 / 6	17 = 13 / 6
11.21	Jul	2023	5,001.69	3,039.66	8,508	0.71	3260.447	4.66	13.0559
11.22	Aug	2023	5,543.50	3,120.22	9,200	0.79	3613.635	4.63	14.1183
11.23	Sep	2023	5,398.66	2,408.33	8,263	0.77	3519.221	4.09	12.2572
11.24	Oct	2023	5,925.34	2,593.77	8,970	1.00	3862.549	5.78	15.2443
11.25	Nov	2023	5,790.88	1,275.74	7,441	1.27	3774.895	4.36	16.5902
11.26	Dec	2023	4,980.31	1,388.59	6,708	1.18	3246.510	4.87	22.9209
11.27	Jan	2024	4,505.20	1,634.95	6,402	0.97	2936.802	6.07	22.4573
11.28	Feb	2024	5,246.62	1,054.06	6,597	1.26	3420.111	4.52	24.4860
11.29	Mar	2024	3,885.88	1,705.60	5,832	0.76	2533.083	5.43	25.0295
11.30	Apr	2024	6,883.26	2,500.46	9,864	1.08	4486.986	5.65	31.4163
11.31	May	2024	7,005.15	3,362.85	10,917	0.87	4566.440	5.34	24.6566
11.32	Jun	2024	7,077.20	3,397.91	11,033	0.82	4613.410	5.03	17.5198
11.33			67,243.69	27,482.15	99,734	0.90	3,652.84	4.99	18.118
11.34	ap. Charge =		5,603.64	2,290.18	18.12				



FROM - 9

SUKKUR ELECTRIC POWER COMPANY

Average Rate per Unit Purchased and Sold FY 2024-25

Weighted Average Cost per Unit Sold to Customers

Use of System Charges (NTDC)

Estimated Average Rate	(Table 11 - 11.16)	[Rs/kW/Month]	276.42
Estimated Maximum Demand Indicator (MDI)	(Table 11 - 11.17)	[MW]	2
Number of Months (Fiscal Year)		[#]	12
Estimated Use of System Charges = (10.02 x 10.03 x 10.04)		[,000,000 Rs]	5,342.97

Fixed/Capacity Charge

Estimated Average Rate	(Table 11 - 11.33)	[Rs/kW/Month]	4,130.41
Estimated MDI	Form 6 (A)	[MW]	1.61
Number of Months (Fiscal Year)		[#]	12
Estimated Capacity Charge = (10.07 x 10.08 x 10.09)		[,000,000 Rs]	79,836.82

Energy Charge

Estimated Average Energy Charge	(Table 11 - 11.33)	[Rs/kWh]	5.0832
Estimated Energy Purchase for Fiscal Year		[GWh]	5,979
Estimated Energy Charges = (10.12 x 10.13)		[,000,000 Rs]	30,390.23
Market Operation Fee			28.24
Estimated Power Purchase Price = (10.05 + 10.10 + 10.14)		[,000,000 Rs]	########
Average Rate per Unit Purchased = (10.15 / 10.13)		[Rs/kWh]	19.34
Estimated Energy Sold		[GWh]	4,102.19
Average Energy Rate per Unit Sold = (10.15 / 10.17)		[Rs/kWh]	28.18
Distribution Margin		[,000,000 Rs]	6,646
Distribution Margin per Unit Sold = (10.19 / 10.17)		[Rs/kWh]	1.62
Total Cost per Unit Sold to Customers = (10.20 + 10.18)		[Rs/kWh]	29.80
Estimated Revenue from Energy Sold (10.15 + 10.19)		[,000,000 Rs]	122,244
Prior Period Adjustement (Uncovered Costs)		[,000,000 Rs]	-
Financial Cost		[,000,000 Rs]	1,640.00
Required Estimated Revenue from Energy Sold (10.22 + 10.23)		[,000,000 Rs]	123,884

Submitting Quarterly Petitions , this form should be submitted with actual amounts of previous quarters
Projected figures of next quarter .

In the forms should be substantiated with the forms below.

Sukkur Electric Power Company Ltd.

FORM - 9 (A)

Table 11 - CPPA Charges: Use of System, Capacity ar

11.01 Use of System Charges (NTDC)

			Demand	Fixed Use of System Rate	Fixed Use of System Charges	Energy	Variable Use of System Rate	Variable Use of System Charges	Sum Use of System Charges	Market Operation Fee [Rs/kW]	Market Operation Fee
11.02	Month	Year	[MkW]	[Rs/kW]	[Rs.In M]	[MkWh]	[Rs/kWh]	[Rs.In M]	[Rs. In M]		[Rs. In M]
11.03	1	2	3	4	5 = (3 x 4)	6	7	8 = (6 x 7)	9=(5+8)	10	11=(10 x 3)
11.04	Jul	2024	1.61	126.75	497.02	708.10		0.00	497.02	1.59	2.35
11.05	Aug	2024	1.61	126.75	572.03	732.76		0.00	572.03	1.22	2.35
11.06	Sep	2024	1.61	126.75	486.59	639.83		0.00	486.59	1.64	2.35
11.07	Oct	2024	1.61	126.75	482.21	488.49		0.00	482.21	1.50	2.35
11.08	Nov	2024	1.61	126.75	399.74	319.03		0.00	399.74	1.23	2.35
11.09	Dec	2024	1.61	126.75	361.62	310.75		0.00	361.62	1.11	2.35
11.10	Jan	2025	1.61	126.75	279.61	293.84		0.00	279.61	0.88	2.35
11.11	Feb	2025	1.61	126.75	316.47	245.25		0.00	316.47	1.04	2.35
11.12	Mar	2025	1.61	126.75	253.29	339.19		0.00	253.29	0.71	2.35
11.13	Apr	2025	1.61	126.75	512.64	482.10		0.00	512.64	1.63	2.35
11.14	May	2025	1.61	126.75	586.64	684.94		0.00	586.64	1.67	2.35
11.15	Jun	2025	1.61	126.75	595.11	734.27		0.00	595.11	1.52	2.35
11.16			19.33	276.42	5,342.97	5,979			5,342.97		28.24
11.17	r month [MW]		1.61		Avg per month [MWh]	456			3,317		

11.18 Capacity and Energy

			Capacity Charge	Energy Charge	Sum of all Charges	Use Of System Rate per kWh	Capacity Rate per kWh	Energy Rate per kWh	Final Rate per kWh
11.19	Month	Year	[Rs.In M]	[Rs.In M]	[Rs]	[Rs/MkWh]	[Rs/MkWh]	[Rs/kWh]	[Rs/kWh]
11.20	1	2	11	12	13 = 9+11+12	14 = 9 / 6	15 = 11 / 3	16 = 12 / 6	17 = 13 / 6
11.21	Jul	2024	6,106.18	3,317.89	9,923	0.70	3790.868	4.69	14.0141
11.22	Aug	2024	6,763.94	3,733.72	11,072	0.78	4199.243	5.10	15.6362
11.23	Sep	2024	6,219.33	3,074.80	9,783	0.76	3861.132	4.81	13.3510
11.24	Oct	2024	6,826.33	2,898.49	10,209	0.99	4237.973	5.93	15.9564
11.25	Nov	2024	6,893.19	1,369.46	8,565	1.25	4279.486	4.29	17.7378
11.26	Dec	2024	5,952.04	1,743.33	8,059	1.16	3695.191	5.61	25.2617
11.27	Jan	2025	5,010.25	1,895.95	7,188	0.95	3110.506	6.45	23.1315
11.28	Feb	2025	6,311.43	1,264.90	7,895	1.29	3918.313	5.16	26.8688
11.29	Mar	2025	4,671.04	1,772.97	6,700	0.75	2899.910	5.23	27.3181
11.30	Apr	2025	8,237.02	2,602.36	11,354	1.06	5113.773	5.40	33.4750
11.31	May	2025	8,383.08	3,468.86	12,441	0.86	5204.447	5.06	25.8056
11.32	Jun	2025	8,462.99	3,247.35	12,308	0.81	5254.059	4.42	17.9692
11.33			79,836.82	30,390.08	115,598	0.89	4,130.41	5.08	19.335
11.34	ap. Charge =		6,853.07	2,632.51	19.34				

Sukkur Electric Power Company Ltd

FORM - 10

SUKKUR ELECTRIC POWER COMPANY

DEMAND (Actual and Calculated) and Number of Customers

A. Actuals for Demands and Number of Customers

B. Forecasted Demands and Number of Customers using regresion analysis

	Fiscal Year	Demand Actual /Forecast [,000 kW]	change	Demand Calculated /Forecast [,000 kW]	change	Number of Customers [,000]	change
12.01	2005-06			1,140			
12.02	2006-07			1,189			
12.03	2007-08			1,245			
12.04	2008-09			1,291			
12.05	2009-10			1,363			
12.06	2010-11			1,438			
12.07	2011-12			1,514			
12.08	2012-13			1,607			
12.09	2013-14			1,695			
12.10	2014-15	701,178		1,733		674,638	
12.11	2015-16	738,082		1,803		681,022	
12.12	2016-17	776,928		1,872		687,557	
12.13	2017-18	922,115		1,941		698,302	
12.14	2018-19	847,942		2,011		712,196	
12.15	2019-20	955,296		2,080		788,816	
12.16	2020-21	878,379		2,149		818,816	
12.17	2021-22	948,649		2,219		858,816	
12.18	2022-23	1,024,541		2,288		908,816	
12.19	2023-24	1,106,504		2,357		958,816	
12.2	2024-25	1,195,024		2,427		1,008,816	

Sukkur Electric Power Company Ltd.

FORM - 11

SUKKUR ELECTRIC POWER COMPANY

Table/Graph 14 - Sold Energy Evaluation and Setting up Sold Energy Average

Month	Load [MWh]	12 months moving average
		109
Jul-20	290.69	0
Aug-20	320.87	24
Sep-20	286.39	51
Oct-20	233.28	75
Nov-20	176.35	94
Dec-20	162.07	109
Jan-21	160.91	122
Feb-21	145.13	136
Mar-21	142.28	148
Apr-21	217.63	160
May-21	331.44	178
Jun-21	321.13	206
Jul-21	312.13	136
Aug-21	341.73	26
Sep-21	306.43	54
Oct-21	247.28	80
Nov-21	186.05	101
Dec-21	171.31	116
Jan-22	170.56	130
Feb-22	153.84	145
Mar-22	150.82	157
Apr-22	233.95	170
May-22	354.64	190
Jun-22	342.01	219
Jul-22	334.86	248
Aug-22	363.94	28
Sep-22	327.88	58
Oct-22	262.54	86
Nov-22	196.29	107
Dec-22	181.07	124
Jan-23	180.80	139
Feb-23	163.07	154
Mar-23	159.87	168
Apr-23	251.50	181
May-23	379.46	202
Jun-23	364.24	233
Jul-23	358.95	264
Aug-23	387.60	30
Sep-23	350.84	62
Oct-23	279.16	91
Nov-23	207.08	115
Dec-23	191.39	132
Jan-24	191.65	148
Feb-24	172.85	164
Mar-24	169.46	178
Apr-24	270.36	192
May-24	406.02	215
Jun-24	387.91	249
Jul-24	384.49	281
Aug-24	412.79	1,033
Sep-24	375.39	1,040
Oct-24	297.29	1,048
Nov-24	218.47	1,053
Dec-24	202.30	1,057
Jan-25	203.14	1,060
Mar-25	183.22	1,063
Apr-25	179.63	1,067
May-25	290.64	1,070
Jun-25	434.44	1,076
Jul-25	413.13	1,084

994 Average Sold Energy for last 12 months

11,931 Assumed Average Load for next Fiscal Year

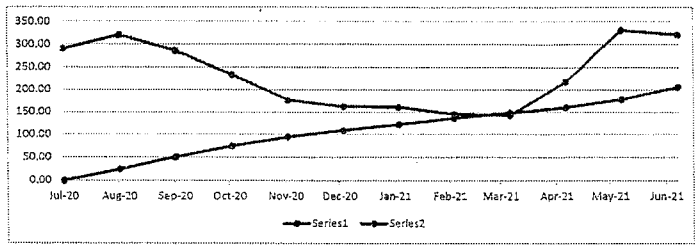

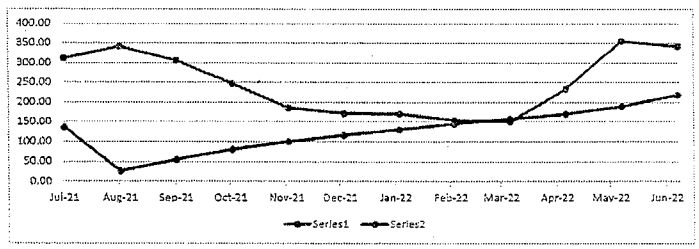

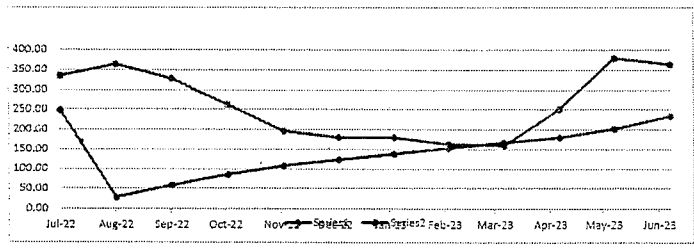

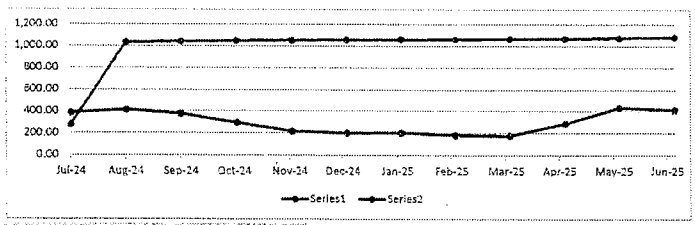

Sukkur Electric Power Company Ltd.

FORM - 12

SUKKUR ELECTRIC POWER COMPANY

Table/Graph 13 - Load Growth Evaluation and Setting up Load Average

Month	Load [MWh]	12 months moving average
Jul-20	527.40	1,109
Aug-20	514.32	44
Sep-20	468.49	87
Oct-20	331.34	126
Nov-20	220.06	153
Dec-20	214.23	172
Jan-21	211.53	190
Feb-21	183.48	207
Mar-21	217.03	223
Apr-21	368.39	241
May-21	539.10	271
Jun-21	515.00	272
Jul-21	553.77	272
Aug-21	540.03	279
Sep-21	491.91	297
Oct-21	347.91	320
Nov-21	231.07	331
Dec-21	224.94	332
Jan-22	222.11	336
Feb-22	192.66	336
Mar-22	227.88	322
Apr-22	386.81	296
May-22	566.05	285
Jun-22	540.75	286
Jul-22	581.46	286
Aug-22	567.03	293
Sep-22	516.51	312
Oct-22	365.31	336
Nov-22	242.62	347
Dec-22	236.18	349
Jan-23	233.22	353
Feb-23	202.29	353
Mar-23	239.28	338
Apr-23	406.15	310
May-23	594.35	299
Jun-23	567.79	300
Jul-23	610.53	300
Aug-23	595.39	308
Sep-23	542.34	327
Oct-23	383.57	352
Nov-23	254.75	365
Dec-23	247.99	366
Jan-24	244.88	370
Feb-24	212.40	371
Mar-24	251.24	354
Apr-24	426.46	326
May-24	624.07	314
Jun-24	596.18	315
Jul-24	641.06	315
Aug-24	625.16	324
Sep-24	569.45	344
Oct-24	402.75	370
Nov-24	267.49	383
Dec-24	260.39	385
Jan-25	257.12	389
Mar-25	223.02	389
Apr-25	263.80	372
May-25	447.79	342
Jun-25	655.28	330

355 Load Average for last 12 months

4,257 Average Load for next Fiscal Year

Sukkur Electric Power Company Ltd.

FROM -13

SUKKUR ELECTRIC POWER COMPANY

Asset register as the year ended at dated 30th June, 2021

No.	Description	Cost			Accumulated Depreciation				Book Value as on June 30,
		As at July 01,	Addition/ deletions	As at June 30,	As at July 01,	Charge during the year	Adjustments	As at June 30,	
H.	Detail of General Plant Assets								
1	Computer Equipment	53	1	54	36	18	0	54	36
	Total	53	1	54	36	18	0	54	36

Asset register as the year ended at dated 30th June, 2022

No.	Description	Cost			Accumulated Depreciation				Book Value as on June 30,
		As at July 01,	Addition/ deletions	As at June 30,	As at July 01,	Charge during the year	Adjustments	As at June 30,	
H.	Detail of General Plant Assets								
1	Computer Equipment	54	1	55	31	24	0	55	31
	Total	54	1	55	31	24	0	55	31

Asset register as the year ended at dated 30th June, 2023

No.	Description	Cost			Accumulated Depreciation				Book Value as on June 30,
		As at July 01,	Addition/ deletions	As at June 30,	As at July 01,	Charge during the year	Adjustments	As at June 30,	
H.	Detail of General Plant Assets								
1	Computer Equipment	55	1	56	27	30	0	56	27
	Total	55	1	56	27	30	0	56	27

Asset register as the year ended at dated 30th June, 2024

No.	Description	Cost			Accumulated Depreciation				Book Value as on June 30,
		As at July 01,	Addition/ deletions	As at June 30,	As at July 01,	Charge during the year	Adjustments	As at June 30,	
H.	Detail of General Plant Assets								
1	Computer Equipment	56	1	57	22	35	0	57	22
	Total	56	1	57	22	35	0	57	22

Asset register as the year ended at dated 30th June, 2025

No.	Description	Cost			Accumulated Depreciation				Book Value as on June 30,
		As at July 01,	Addition/ deletions	As at June 30,	As at July 01,	Charge during the year	Adjustments	As at June 30,	
H.	Detail of General Plant Assets								
1	Computer Equipment	57	1	58	17	41	0	59	17
	Total	57	1	58	17	41	0	59	17

Sukkur Electric Power Company

FORM - 14

SUKKUR ELECTRIC POWER COMPANY

Aging of Accounts Receivables as on 30th June 2012 & 30th June-2014		Projected				
		for ending 30th June, 2021	for ending 30th June, 2022	for ending 30th June, 2023	for ending 30th June, 2024	for ending 30th June, 2025
Outstanding for current year	Rs In Million	5,681	5,965	6,263	6,388	5,417
Outstanding for more than 1 year	Rs In Million	6,546	6,873	7,217	7,361	6,763
Outstanding for more than 2 years	Rs In Million	5,269	5,533	5,809	5,925	5,836
Outstanding for more than 3 years	Rs In Million	6,745	7,082	7,436	7,585	7,603
Outstanding for more than 4 years	Rs In Million	7,322	7,689	8,073	8,234	8,492
Outstanding for more than 5 years	Rs In Million	98,570	103,498	108,673	110,847	108,955
Total Receivables as on June 30, ...	Rs In Million	130,133	136,639	143,471	146,341	143,067

Sukkur Electric Power Company Ltd.

FROM - 15

SUKKUR ELECTRIC POWR COMPANY LTD.

Projected Energy Sales by Tariffs

GWh

Description	Unit Sale (Projected)				
	FY 2020-21	FY 2021-22	FY 2022-23	FY 2023-24	FY 2024-25
Residential					
Up to 50 Units	50.27	52.95	55.07	66.98	73.84
For peak load requirement up to 5 kW					
01-100 Units	447.12	470.99	489.78	595.77	656.75
101-200 Units	354.92	373.88	388.79	472.93	521.33
201-300 Units	338.01	356.04	370.25	450.38	496.48
301-700Units	255.46	269.09	279.83	340.39	375.23
Above 700 Units	135.90	143.16	148.88	181.10	199.62
E-1 (1)	1.25	1.47	1.40	1.71	1.88
For peak load requirement exceeding 5 kW					
Time of Use (TOU) – Peak	5.57	5.86	6.10	7.41	8.17
Time of Use (TOU) - Off-Peak	69.73	73.46	76.40	92.92	102.44
Commercial - A2	66.41	69.96	72.75	88.50	97.55
For peak load requirement up to 5 kW					
Regular	16.23	17.10	17.77	21.62	23.84
Time of Use (TOU) - Peak (A-2)	18.83	19.84	20.63	25.10	27.67
Time of Use (TOU) - Off-Peak	104.59	110.18	114.57	139.36	153.64
Industrial	-	-	-	-	-
B1	21.07	22.20	23.09	28.09	30.96
B1 - TOU (Peak)	8.27	8.71	9.06	11.02	12.14
B21- TOU (Off-peak)	96.50	101.66	105.71	128.59	141.75
B2	26.77	28.20	29.33	35.68	39.33
B2 - TOU (Peak)	29.86	31.46	32.71	39.79	43.86
B2 - TOU (Off-peak)	208.61	219.76	228.51	277.97	306.42
B3 - TOU (Peak)	4.01	4.21	4.39	5.33	5.88
B3 - TOU (Off-peak)	21.76	22.92	23.83	28.99	31.95
B4 - TOU (Peak)	2.94	3.10	3.23	3.93	4.32
B4 - TOU (Off-peak)	17.65	18.60	19.33	23.52	25.93
TMP E-2 (1)	1.48	1.55	1.62	1.97	2.17
Bulk					
C1(a) Supply at 400 Volts - up to 5 kW	4.33	4.55	4.74	5.76	6.34
C1(b) Supply at 400 Volts -exceeding 5 kW	34.41	36.24	37.68	45.84	50.53
C1(c) Time of Use (TOU) – Peak	5.69	5.99	6.23	7.58	8.35
C1(c) Time of Use (TOU) - Off-Peak	32.78	34.53	35.91	43.69	48.15
C2 Supply at 11 kV	12.32	12.97	13.49	16.42	18.10
Time of Use (TOU) – Peak	12.66	13.33	13.87	16.87	18.59
Time of Use (TOU) - Off-Peak	65.46	68.95	71.70	87.22	96.14
Agricultural Tube-wells - Tariff D					
D1 Scarp	92.56	97.51	101.40	123.35	135.96
Time of Use (TOU) - Peak D-1	12.42	13.08	13.61	16.55	18.25
Time of Use (TOU) - Off-Peak D1	102.99	108.49	112.82	137.24	151.28
D2 Agricultural Tube-wells	20.23	21.31	22.16	26.95	29.71
Time of Use (TOU) - Peak D-2	2.32	2.45	2.55	3.10	3.41
Time of Use (TOU) - Off-Peak D2	2.68	2.82	2.94	3.57	3.94
Public Lighting G	25.70	27.07	28.15	34.24	37.75
Colonies H (1)	1.34	1.41	1.47	1.79	1.96
A-3 (66) General Supply	61.63	64.82	67.49	82.12	90.57
Grand Total	2,792.77	2,941.89	3,059.23	3,721.32	4,102.19

FORM - 16

SUKKUR ELECTRIC POWR COMPANY LTD.

Operating Cost

		2019-20	2019-20	FY 2020-21	FY 2021-22	FY 2022-23	FY 2023-24	FY 2024-25
		Determined	Provisional	Projected	Projected	Projected	Projected	Projected
A Power Purchase Cost								
Energy Charge	[Mln Rs]	24,938	25,876	24,117	21,040	19,913	27,432	30,390
Capacity Charge	[Mln Rs]	34,774	30,109	32,791	45,247	55,483	67,244	79,837
Transmission Charge	[Mln Rs]	1,893	1,717	2,201	3,830	4,288	4,981	5,343
Market Operation Fee	[Mln Rs]		16	17	18	27	27	28
Total Power Purchase Cost	[Mln Rs]	61,605	57,717	59,126	70,135	79,711	99,734	115,598
* Provide the detail of adjustment		61,605	57,717	59,126	70,135	79,711	99,734	115,598
				2,554	3,382	4,570	5,428	6,646
B Commercial Cost								
Employees Cost **								
Salaries, Wages & Benefits	[Mln Rs]	342	714	892	1,070	1,285	1,477	1,699
Retirement Benefits	[Mln Rs]	17	15	18	20	22	24	26
Total Employees Cost	[Mln Rs]	359	729	910	1,090	1,306	1,501	1,725
Repair & Maintenance	[Mln Rs]	-	0.02	0	0	0	0	0
Travelling	[Mln Rs]	16	26	30	33	34	36	39
Transportation	[Mln Rs]	0	5	5.41	5.68	5.96	6.26	6.57
Miscellaneous Expenses	[Mln Rs]	3	7	8	9	9	10	10
Total O&M	[Mln Rs]	378	768	954	1,137	1,356	1,553	1,780
C Depreciation & Amortization								
Depreciation	[Mln Rs]	12	5	6	6	6	6	6
Amortization of Leased Assets	[Mln Rs]							
Total	[Mln Rs]	12		6	6			6
D Provision for Bad Debts								
Provision for bad debts	[Mln Rs]	-		1,884	1,884			1,887
Bad debts written off	[Mln Rs]	-						
E. Finance Cost	[Mln Rs]		4,443	1,640	1,640	1,640	1,640	1,640
F. Tax for the Year	[Mln Rs]				127			318
G. Extra Ordinary /Contingency Expenses								
	[Mln Rs]	-		-	-			-



FORM - 17

SUKKUR ELECTRIC POWR COMPANY LTD.

Distribution Margin Comparison: Unit

		Years						
		2019-20		2020-21	2021-22	2022-23	2023-24	2024-25
		Determined	Provisional	Projected	Projected	Projected	Projected	Projected
O&M Expenses	Rs. in M	378	768	954	1,137	1,356	1,553	1,780
Increase in %	%age			152.3%	48.2%	42.1%	36.6%	31.3%
Provision for bad debts	Rs. in M		1,884	1,687	2,332	3,302	3,963	4,953
Depreciation*	Rs. in M	12	5	6	6	6	6	6
RORB*	Rs. in M	34	5	5	6	6	6	6
Income Tax	Rs. in M							
Other Income	Rs. in M	(96)	(98)	(98)	(99)	(99)	(99)	(100)
Distribution Margin	Rs. in M	328	2,564	2,554	3,382	4,570	5,428	6,646
Energy Sold	Gwh	3,502	2,710	2,802	2,942	3,060	3,721	4,102
DM per unit	Rs./kwh	0.09	0.95	0.91	1.15	1.49	1.46	1.62
DM per unit increase	%age							

* As per determination for FY 2019-20

Sukkur Electric Power Company Ltd.

FORM - 18

SUKKUR ELECTRIC POWR COMPANY LTD.

Financial Charges

		FY 2019-20	FY 2020-21	FY 2021-22	FY 2022-23	FY 2023-24	FY 2024-25
		Actaul	Projected	Projected	Projected		Projected
A	**Long Term Loans**	-			-		-
	Financial Charges	4,443	1,640	1,640	1,640	1,640	1,640
	Foreign Loans						
	Bonds	-			-		-
	TFCs						
	Others	-			-		-
	Total	**4,443**	**1,640**	**1,640**	**1,640**	**1,640**	**1,640**
B	**Short Term Loan**						
	Running Finance						
	Short Term Loan				-		-
	Others						
	Total	**-**			**-**		**-**
C	**Total Financial Charges (A+B)**	**4,443**	**1,640**	**1,640**	**1,640**	**1,640**	**1,640**

Sukkur Electric Power Company Ltd

FORM - 19

SUKKUR ELECTRIC POWR COMPANY LTD.

RORB Calculation

S.No	Description	Unit	FY 2019-20		FY 2020-21	FY 2021-22	FY 2022-23	FY 2023-24	FY 2024-25
			Determined	Provisional					Provisional
			SEPCO						
A	Gross Fixed Assets in Operation - Opening Bal	[Mln Rs]	52	53	54	55	56	57	58
B	Addition in Fixed Assets	[Mln Rs]	1	1	1.040	1.061	1.082	1.104	1.126
C	Gross Fixed Assets in Operation - Closing Bal	[Mln Rs]	53	54	55	56	57	59	60
D	*Less*: Accumulated Depreciation	[Mln Rs]	13	18.41	23.92	29.54	35.28	41.13	47.10
E	Net Fixed Assets in Operation	[Mln Rs]	40	36	31	27	22	17	13
F	*Add*: Capital Work In Progress - Closing Bal	[Mln Rs]	436	-	-	-	-	-	-
G	Investment in Fixed Assets	[Mln Rs]	476	36	31	27	22	17	13
H	*Less*: Deferred Credits	[Mln Rs]							
I	Regulatory Assets Base	[Mln Rs]	476	36	31	27	22	17	13
J	Average Regulatory Assets Base	[Mln Rs]	227	36	36	37	38	39	39
	Rate of Return	[%age]	15.02%	15.02%	15.02%	15.02%	15.02%	15.02%	15.02%
	Return on Rate Base	[Mln Rs]	34	5	5	6	6	6	6

Sukkur Electric Power Company Ltd.

FORM - 20

SUKKUR ELECTRIC POWR COMPANY LTD.

Revenue Requirement

			FY 2019-20		FY 2020-21	FY 2021-22	FY 2022-23	FY 2023-24	FY 2024-25
			Determined	Actual / Provisional	Projected	Projected	Projected	Projected	Projected
	Power Purchase Price (CPPA-G)								
A	Projection	[Mln Rs]	61,605	57,717	58,940	70,135	79,711	99,734	115,598
B	DM								
	O&M	[Mln Rs]	378	768	954	1,137	1,356	1,553	1,780
	Depreciation	[Mln Rs]	12	5	6	6	6	6	6
	Provision for bad debts	[Mln Rs]		1,884	1,687	2,332	3,302	3,963	4,953
	RORB	[Mln Rs]	34	5	5	6	6	6	6
	Other Income	[Mln Rs]	(96)	(98)	(98)	(99)	(99)	(99)	(100)
	Impact of Disallowed Losses	[Mln Rs]							
	Total DM	[Mln Rs]	328	2,564	2,554	3,382	4,570	5,428	6,646
	Prior Year Adjustment	[Mln Rs]	5,163				-		
C	(A+B)	[Mln Rs]	67,096	60,282	61,494	73,517	84,281	105,162	122,244
D	Finance Cost			1,685	4,443	1,640	1,640	1,640	1,640
E	Less/ (Excess) Recovery	[Mln Rs]							-
F	Total Revenue Requirement (C+D)	[Mln Rs]	67,096	61,966	65,937	75,157	85,921	106,802	123,884

FORM - 20 (A)			3,502	2,710	2,802	2,942	3,060	3,721	4,102

Revenue Requirement *(per unit sold)*

			FY 2019-20		FY 2020-21	FY 2021-22	FY 2022-23	FY 2023-24	FY 2024-25
			Determined	Actaul	Projected	Projected	Projected	Projected	Projected
A	Power Purchase Price [Adjusted]	[Rs/ kWh]	17.59	21.30	21.10	23.84	26.06	26.80	28.18
B	DM								
	O&M	[Rs/ kWh]	0.11	0.28	0.34	0.39	0.44	0.42	0.43
	Depreciation	[Rs/ kWh]	0.00	0.00	0.00	0.00	0.00	0.00	0.00
	Provision for bad debts			0.70	0.60	0.79	1.08	1.06	1.21
	RORB	[Rs/ kWh]	0.01	0.00	0.00	0.00	0.00	0.00	0.00
	Other Income	[Rs/ kWh]	(0.03)	(0.04)	(0.04)	(0.03)	(0.03)	(0.03)	(0.02)
	Impact of Disallowed Losses	[Rs/ kWh]					-		-
	Total DM	[Rs/ kWh]	0.09	0.95	0.91	1.15	1.49	1.46	1.62
	Finance Cost			0.62	1.59	0.56	0.54	0.44	0.40
C	Revenue Requirement (A+B)	[Rs/ kWh]	17.68	22.86	23.60	25.55	28.09	28.70	30.20
D	Less/ (Excess) Recovery	[Rs/ kWh]					-		-
E	Total Revenue Requirement (C+D)	[Rs/ kWh]	17.68	22.86	23.60	25.55	28.09	28.70	30.20
F	Prior Year adjustment	[Rs/ kWh]	1.47						
	Wire Margin	[Rs/ kWh]	2.42				-		
G	Average Tariff Rate	[Rs/ kWh]	21.58	22.86	23.60	25.55	28.09	28.70	30.20
H	Average Tariff Rate as per PPP (Pass through item)	[Rs/ kWh]	21.58	22.86	23.60	25.55	28.09	28.70	30.20
I	Variance (G-H)	[Rs/ kWh]	-	-	-	-	-	-	-



FORM - 21 (A)

SUKKUR ELECTRIC POWR COMPANY LTD.

Investment

			FY 2019-20		FY 2020-21	FY 2021-22	FY 2022-23	FY 2023-24	FY 2024-25
			Determined	Provisional	Projected	Projected	Projected	Projected	Projected
A	**Investment Plan**								
	DOP	[Mln Rs]		45	2,344	838	910	928	789
	ELR	[Mln Rs]		79	1,218	365	219	175	158
	STG	[Mln Rs]		1,457	2,140	2,630	2,695	2,291	2,176
	Other	[Mln Rs]			1,187	1,211	1,235	1,260	1,285
	ADB/ WB	[Mln Rs]							
	Total	[Mln Rs]	0	1,581	6,889	5,044	5,059	4,654	4,408
B	**Financing Arrangement**								
	Local	[Mln Rs]							
	Foreign	[Mln Rs]		0					
	PSDP / Own Resources	[Mln Rs]		1,570	5,702	3,833	3,824	3,394	3,123
	Grant	[Mln Rs]		0					
	Consumer Contribution	[Mln Rs]		12	1,187	1,211	1,235	1,260	1,285
	Others (Please Mention)*	[Mln Rs]							
	Total	[Mln Rs]		1,581	6,889	5,044	5,059	4,654	4,408

Supported by the following details:

1. Complete Cost Benefit Analysis
2. Expected efficency/ improvement in the system

FORM - 21 (B)

Feeder wise Losses

	Feeder X	Feeder X	Feeder X	Overall Losses	Overall Losses
Existing Level of Losses					
Losses previous year / qrt					
Investment carried out last year / qrt					
Objective committed last year / qrt					
Actual Results achieved after investments					

Investment Requested for the year / quarter	
Objective (reduction in losses / maintenance of existing level of losses)	
Projected losses for the control period	

The losses shall be submitted separately for Sub- Transmission System (132 KV - 33KV System) and Distribution System (11 KV & below)

* Others includes the following projects:

FORM - 22

SUKKUR ELECTRIC POWR COMPANY LTD.

Interest on Development Loans (Circular Debt -TFC)

Rs. Million

Sr. No.	Loans	Interest Rate %	FY 2017-18				
			1st Qrt	2nd Qrt	3rd Qrt	4rth Qrt	Total
			-	-	-	-	-

This form should be submitted for each loan appearing on the DISCO's Balance Sheet

Sukkur Electric Power Company Ltd.

FORM - 23

SUKKUR ELECTRIC POWR COMPANY LTD.

BONDS

Particulars	Interest Rate	FY 2015-16			
		Opening Balance	Redemption	Closing Balance	Interest Charges
					

FORM - 25

SUKKUR ELECTRIC POWR COMPANY LTD.

Provision for Tax

Rs. Million

Sr. No.	Provision for Tax allowed	Actual tax paid during the FY 2015-16				
		1st Qrt	2nd Qrt	3rd Qrt	4rth Qrt	Total
1	TAX					
		0	-	-	-	-



FORM - 26

SUKKUR ELECTRIC POWR COMPANY LTD.

Existing & Proposed Tariff Statement

FY 2020-21

Description	Nov-20	Sales Mix	No. of Consumers	Sanctioned Load	Load Factor	Determined & Notified Tariff FY 2019-20		Proposed New Tariff FY 2020-21		Difference	
						Fixed Charge	Variable Charge	Fixed Charge	Variable Charge	Fixed Charge	Variable Charge
	(MkWh)	(%age)		(kW)	(%age)	(Rs/kW/M)	(Rs/kWh)	(Rs/kW/M)	(Rs/kWh)	(Rs/kW/M)	(Rs/kWh)
Residential - A1											
Upto - 50	2.50	1.42%	68,102.00	106,026.80	0.00%	75.00	4.00	75.00	4.00	-	-
1-100 GoP Tariff	37.86	21.47%	285,639.00	104,390.56		150.00	17.28		24.22		6.94
101 - 200 GoP Tariff	26.61	15.09%	119,536.00	176,039.97	0.02%	0.00	20.31	0.00	28.47	-	8.16
201 - 300 GoP Tariff	20.88	11.84%	76,084.00	98,175.66		0.00	23.00	0.00	32.24	-	9.24
301 - 700 GoP Tariff	11.91	6.75%	75,586.00	146,374.79	0.01%	0.00	24.61	0.00	34.49	-	9.88
Above -700 GoP	1.81	1.02%	26,480.00	46,954.85	0.00%	0.00	26.99	0.00	37.83	-	10.84
A-1B(03) T Peak	0.11	0.06%	-	26,754.25	0.00%	0.00	27.00	0.00	37.84	-	10.84
A-1B(03) T Off- Peak	0.60	0.34%	2,856.00	-		0.00	21.05	0.00	29.50	-	8.45
E-11(55) Temp.	0.00	0.00%	2.00	8.68		0.00	24.65	0.00	34.55	-	9.90
Sub-Total	**102.28**	58.00%	**654,285**	**704,726**							-
For Peak Load Requirement Upto 20 KW											-
Commercial - A2A (04)	4.27	2.42%	120,691.34	132,383.29		175.00	26.93	175.00	37.74	-	10.81
A-2B(05)	0.80	0.45%	770.00	245.38	0.37%	440.00	24.83	440.00	34.80	-	9.97
A-2C (06) T Peak	1.35	0.76%	-	9,230.06		400.00	26.84	400.00	37.62	-	10.78
A-2C (06) T Off -Peak	6.53	3.70%	4,450.00	66,003.45		400.00	20.89	400.00	29.28	-	8.39
E-1ii(56) TEMP.		0.00%	-	-	#DIV/0!	50.00	36.93	50.00	51.76	-	14.83
Sub-Total	**12.94**	7.34%	**125,911.34**	**207,862.19**							
Industrial					#DIV/0!					-	-
Industrial B-1 (07)	0.92	0.52%	4,654.00	66,293.54			28.41	0.00	39.82	-	11.41
B-1(09) PEAK	0.40	0.23%	-	46,136.38	0.00%		27.01	0.00	37.86	-	10.85
B-1(09) OFF-PEAK	4.05	2.30%	5,692.00	-			21.06	0.00	29.52	-	8.46
B-2A (10)	1.53	0.87%	805.00	72,555.27	0.00%	440.00	23.74	440.00	33.27		9.53
B-2B-(12) T Peak	2.08	1.18%	-	188,219.77		440.00	26.84	440.00	37.62		10.78
B-2B-(12) T Off-Peak	14.22	8.06%	2,654.00	-	#DIV/0!	440.00	20.69	440.00	29.00	-	8.31
B-3 (14) T Peak	0.28	0.16%	-	3,018.42		440.00	26.84	440.00	37.62		10.78
B-3 (14) T Off-Peak	1.51	0.85%	36.00	18,880.31	0.01%	420.00	18.59	420.00	26.06		7.47
B-4 (17) - Peak	0.17	0.09%	-	11,944.46	0.00%	420.00	26.40	420.00	37.00		10.60
B-4 (17) - Off Peak	1.07	0.61%	3.00	-	#DIV/0!	400.00	20.49	400.00	28.72	-	8.23
E-2 (58) Temp	0.08	0.05%	18.00	-	#DIV/0!		24.41	0.00	34.21	-	9.80
Sub-Total	**26.31**	14.92%	**13,917.00**	**407,048.15**							
Single Point Supply for Further Distribution											
C-1A (19)	0.25	0.14%	186.00	2,771.23			29.71	0.00	41.64	-	11.93
C-1B (25)	2.05	1.16%	175.00	18,303.06	0.01%	440.00	26.94	440.00	37.76	-	10.82
C-1C(26)T Peak	0.38	0.21%	20.00	11,620.23	0.00%	440.00	26.84	440.00	37.62	-	10.78
C-1C(26)T Off Peak	2.29	1.30%	155.00	-	#DIV/0!	440.00	20.89	440.00	29.28	-	8.39
C-2A (28)	0.82	0.46%	16.00	-	#DIV/0!	420.00	24.04	420.00	33.69	-	9.65
C-2B (29)T Peak	0.88	0.50%	40.00	7,424.33	0.01%	420.00	26.84	420.00	37.62	-	10.78
C-2B(29)T Off-Peak	4.51	2.56%	13.00	17,579.27		420.00	20.69	420.00	29.00	-	8.31
Sub-Total	**11.18**	6.34%	**605.00**	**57,698.13**							
Agriculture Tubewell - Tariff D											
Agriculture D-1A (41,42,43,44,46)	0.51	0.29%	2,126.59	92,554.53	0.00%		28.54	0.00	40.00	-	11.46
D2 (NOR)	1.04	0.59%	2,877.09	25,140.44	0.00%	200.00	26.85	200.00	37.63	-	10.78
D-1B(T) Peak	1.86	1.06%		61,886.10	0.00%	200.00	20.61	200.00	28.89	-	8.28
D-1B(T) Off-Peak	3.10	1.76%	38.35	-	#DIV/0!	200.00	22.91	200.00	32.11	-	9.20
D-1B(T) Peak (SUB)	0.20	0.11%	523.70	6,522.17		200.00	26.86	200.00	37.65	-	10.79
D-1B(T) Off-Peak	0.14	0.08%	3,704.27	-		200.00	18.41	200.00	25.80	-	7.39
	6.84	3.88%	**9,270.00**	**186,103.24**							
Public Lighting - Tariff G											
G(I)	1.21	0.69%	425.00	13,029.28			24.01	0.00	33.65	-	9.64
Housing Colonies - Tariff H											
H(1)	0.08	0.05%	19.00	2,333.84	0.00%		24.01	0.00	33.65	-	9.64
AJK Bulk Supply											
A-3 (66) General Supply	15.50	8.79%	14,383.66	106,026.80	0.02%		22.55	0.00	31.61	-	9.06
Total	**176.35**	**100.00%**	**813,816.00**	**1,684,827.19**	0.01%					-	-

Sukkur Electric Power Company Ltd.

FORM - 26

SUKKUR ELECTRIC POWR COMPANY LTD.

Existing & Proposed Tariff Statement

FY 2020-21

Description	Dec-20	Sales Mix	No. of Consumers	Sanctioned Load	Load Factor	Determined & Notified Tariff FY 2019-20		Proposed New Tariff FY 2020-21		Difference	
						Fixed Charge	Variable Charge	Fixed Charge	Variable Charge	Fixed Charge	Variable Charge
	(MkWh)	(%age)		(kW)	(%age)	(Rs/kW/M)	(Rs/kWh)	(Rs/kW/M)	(Rs/kWh)	(Rs/kW/M)	(Rs/kWh)
Residential - A1											
Upto - 50	2.29	1.42%	68,102.00	106,026.80	0.00%	75.00	4.00	75.00	4.00	-	-
1-100 GoP Tariff	34.80	21.47%	285,639.00	104,390.56		150.00	17.28		24.22		6.94
101 - 200 GoP Tariff	24.46	15.09%	119,536.00	176,039.97	0.02%	0.00	20.31	0.00	28.47	-	8.16
201 - 300 GoP Tariff	19.19	11.84%	76,084.00	98,175.66		0.00	23.00	0.00	32.24	-	9.24
301 - 700 GoP Tariff	10.94	6.75%	75,586.00	146,374.79	0.01%	0.00	24.61	0.00	34.49	-	9.88
Above -700 GoP	1.66	1.02%	26,480.00	46,954.85	0.00%	0.00	26.99	0.00	37.83	-	10.84
A-1B(03) T Peak	0.11	0.06%	-	26,754.25	0.00%	0.00	27.00	0.00	37.84	-	10.84
A-1B(03) T Off- Peak	0.55	0.34%	2,856.00	-		0.00	21.05	0.00	29.50	-	8.45
E-11(55) Temp.	0.00	0.00%	2.00	8.68		0.00	24.65	0.00	34.55	-	9.90
Sub-Total	**94.00**	58.00%	**654,285**	**704,726**							-
For Peak Load Requirement Upto 20 KW											-
Commercial - A2A (04)	3.92	2.42%	120,691.34	132,383.29		175.00	26.93	175.00	37.74	-	10.81
A-2B(05)	0.74	0.45%	770.00	245.38	0.34%	440.00	24.83	440.00	34.80	-	9.97
A-2C (06) T Peak	1.24	0.76%	-	9,230.06		400.00	26.84	400.00	37.62	-	10.78
A-2C (06) T Off -Peak	6.00	3.70%	4,450.00	66,003.46		400.00	20.89	400.00	29.28	-	8.39
E-1ii(56) TEMP.		0.00%	-	-	#DIV/0!	50.00	36.93	50.00	51.76	-	14.83
Sub-Total	**11.89**	7.34%	**125,911.34**	**207,862.19**							
Industrial					#DIV/0!					-	-
Industrial B-1 (07)	0.85	0.52%	4,654.00	66,293.54			28.41	0.00	39.82	-	11.41
B-1(09) PEAK	0.37	0.23%	-	46,136.38	0.00%		27.01	0.00	37.86	-	10.85
B-1(09) OFF-PEAK	3.72	2.30%	5,692.00	-			21.06	0.00	29.52	-	8.46
B-2A (10)	1.40	0.87%	805.00	72,555.27	0.00%	440.00	23.74	440.00	33.27		9.53
B-2B-(12) T Peak	1.91	1.18%	-	188,219.77		440.00	26.84	440.00	37.62		10.78
B-2B-(12) T Off-Peak	13.07	8.06%	2,654.00	-	#DIV/0!	440.00	20.69	440.00	29.00	-	8.31
B-3 (14) T Peak	0.26	0.16%	-	3,018.42		440.00	26.84	440.00	37.62		10.78
B-3 (14) T Off-Peak	1.38	0.85%	36.00	18,880.31	0.01%	420.00	18.59	420.00	26.06		7.47
B-4 (17) - Peak	0.15	0.09%	-	11,944.46	0.00%	420.00	26.40	420.00	37.00		10.60
B-4 (17) - Off Peak	0.99	0.61%	3.00	-	#DIV/0!	400.00	20.49	400.00	28.72	-	8.23
E-2 (58) Temp	0.08	0.05%	18.00	-	#DIV/0!		24.41	0.00	34.21	-	9.80
Sub-Total	**24.18**	14.92%	**13,917.00**	**407,048.15**							
Single Point Supply for Further Distribution											
C-1A (19)	0.23	0.14%	186.00	2,771.23			29.71	0.00	41.64	-	11.93
C-1B (25)	1.88	1.16%	175.00	18,303.06	0.01%	440.00	26.94	440.00	37.76	-	10.82
C-1C(26)T Peak	0.34	0.21%	20.00	11,620.23	0.00%	440.00	26.84	440.00	37.62	-	10.78
C-1C(26)T Off Peak	2.10	1.30%	155.00	-	#DIV/0!	440.00	20.89	440.00	29.28	-	8.39
C-2A (28)	0.75	0.46%	16.00	-	#DIV/0!	420.00	24.04	420.00	33.69	-	9.65
C-2B (29)T Peak	0.81	0.50%	40.00	7,424.33	0.01%	420.00	26.84	420.00	37.62	-	10.78
C-2B(29)T Off-Peak	4.15	2.56%	13.00	17,579.27		420.00	20.69	420.00	29.00	-	8.31
Sub-Total	**10.27**	6.34%	**605.00**	**57,698.13**							
Agriculture Tubewell - Tariff D											
Agriculture D-1A (41,42,43,44,46)	0.47	0.29%	2,126.59	92,554.53	0.00%		28.54	0.00	40.00	-	11.46
D2 (NOR)	0.96	0.59%	2,877.09	25,140.44	0.00%	200.00	26.85	200.00	37.63	-	10.78
D-1B(T) Peak	1.71	1.06%		61,886.10	0.00%	200.00	20.61	200.00	28.89	-	8.28
D-1B(T) Off-Peak	2.85	1.76%	38.35	-	#DIV/0!	200.00	22.91	200.00	32.11	-	9.20
D-1B(T) Peak (SUB)	0.18	0.11%	523.70	6,522.17		200.00	26.86	200.00	37.65	-	10.79
D-1B(T) Off-Peak	0.13	0.08%	3,704.27	-		200.00	18.41	200.00	25.80	-	7.39
	6.29	3.88%	**9,270.00**	**186,103.24**							
Public Lighting - Tariff G											
G(T)	1.12	0.69%	425.00	13,029.28			24.01	0.00	33.65	-	9.64
Housing Colonies - Tariff H											
H(1)	0.07	0.05%	19.00	2,333.84	0.00%		24.01	0.00	33.65	-	9.64
AJK Bulk Supply											
A-3 (66) General Supply	14.25	8.79%	14,383.66	106,026.80	0.02%		22.55	0.00	31.61	-	9.06
Total	**162.07**	**100.00%**	**818,816.00**	**1,684,827.19**	0.01%					-	-

Sukkur Electric Power Company Ltd.

FORM - 26

SUKKUR ELECTRIC POWR COMPANY LTD.

Existing & Proposed Tariff Statement

FY 2020-21

Description	2nd Qtr	Sales Mix	No. of Consumers	Sanctioned Load	Load Factor	Determined & Notified Tariff FY 2019-20		Proposed New Tariff FY 2020-21		Difference	
						Fixed Charge	Variable Charge	Fixed Charge	Variable Charge	Fixed Charge	Variable Charge
	(MkWh)	(%age)		(kW)	(%age)	(Rs/kW/M)	(Rs/kWh)	(Rs/kW/M)	(Rs/kWh)	(Rs/kW/M)	(Rs/kWh)
Residential - A1											
Upto - 50	8.09	1.42%	58,102.00	106,026.80	0.01%	75.00	4.00	75.00	4.00	-	-
1-100 GoP Tariff	122.75	21.47%	285,639.00	104,390.56		150.00	17.28		24.22		6.94
101 - 200 GoP Tariff	86.28	15.09%	119,536.00	176,039.97	0.06%	0.00	20.31	0.00	28.47	-	8.16
201 - 300 GoP Tariff	67.70	11.84%	76,084.00	98,175.66		0.00	23.00	0.00	32.24	-	9.24
301 - 700 GoP Tariff	38.60	6.75%	75,586.00	146,374.79	0.03%	0.00	24.61	0.00	34.49	-	9.88
Above -700 GoP	5.85	1.02%	26,480.00	46,954.85	0.01%	0.00	26.99	0.00	37.83	-	10.84
A-1B(03) T Peak	0.37	0.06%	-	26,754.25	0.00%	0.00	27.00	0.00	37.84	-	10.84
A-1B(03) T Off- Peak	1.95	0.34%	2,856.00	-		0.00	21.05	0.00	29.50	-	8.45
E-11(55) Temp.	0.00	0.00%	2.00	8.68		0.00	24.65	0.00	34.55	-	9.90
Sub-Total	**331.58**	58.00%	**654,285**	**704,726**							-
For Peak Load Requirement Upto 20 KW											-
Commercial - A2A (04)	13.84	2.42%	120,691.34	132,383.29		175.00	26.93	175.00	37.74	-	10.81
A-2B(05)	2.60	0.45%	770.00	245.38	1.21%	440.00	24.83	440.00	34.80	-	9.97
A-2C (06) T Peak	4.36	0.76%	-	9,230.06		400.00	26.84	400.00	37.62	-	10.78
A-2C (06) T Off -Peak	21.16	3.70%	4,450.00	66,003.45		400.00	20.89	400.00	29.28	-	8.39
E-1ii(56) TEMP.	-	0.00%	-	-	#DIV/0!	50.00	36.93	50.00	51.76	-	14.83
Sub-Total	**41.95**	7.34%	**125,911.34**	**207,862.19**							
Industrial					#DIV/0!					-	-
Industrial B-1 (07)	2.99	0.52%	4,654.00	66,293.54			28.41	0.00	39.82	-	11.41
B-1(09) PEAK	1.31	0.23%	-	46,136.38	0.00%		27.01	0.00	37.86	-	10.85
B-1(09) OFF-PEAK	13.13	2.30%	5,692.00	-			21.06	0.00	29.52	-	8.46
B-2A (10)	4.95	0.87%	805.00	72,555.27	0.01%	440.00	23.74	440.00	33.27		9.53
B-2B-(12) T Peak	6.73	1.18%	-	188,219.77		440.00	26.84	440.00	37.62		10.78
B-2B-(12) T Off-Peak	46.10	8.06%	2,654.00	-	#DIV/0!	440.00	20.69	440.00	29.00	-	8.31
B-3 (14) T Peak	0.91	0.16%	-	3,018.42		440.00	26.84	440.00	37.62		10.78
B-3 (14) T Off-Peak	4.89	0.85%	36.00	18,880.31	0.03%	420.00	18.59	420.00	26.06		7.47
B-4 (17) - Peak	0.54	0.09%	-	11,944.46	0.01%	420.00	26.40	420.00	37.00		10.60
B-4 (17) - Off Peak	3.48	0.61%	3.00	-	#DIV/0!	400.00	20.49	400.00	28.72	-	8.23
E-2 (58) Temp	0.27	0.05%	18.00	-	#DIV/0!		24.41	0.00	34.21	-	9.80
Sub-Total	**85.30**	14.92%	**13,917.00**	**407,048.15**							
Single Point Supply for Further Distribution											
C-1A (19)	0.81	0.14%	186.00	2,771.23			29.71	0.00	41.64	-	11.93
C-1B (25)	6.63	1.16%	175.00	18,303.06	0.04%	440.00	26.94	440.00	37.76	-	10.82
C-1C(26)T Peak	1.22	0.21%	20.00	11,620.23	0.01%	440.00	26.84	440.00	37.62	-	10.78
C-1C(26)T Off Peak	7.43	1.30%	155.00	-	#DIV/0!	440.00	20.89	440.00	29.28	-	8.39
C-2A (28)	2.66	0.46%	16.00	-	#DIV/0!	420.00	24.04	420.00	33.69	-	9.65
C-2B (29)T Peak	2.86	0.50%	40.00	7,424.33	0.04%	420.00	26.84	420.00	37.62	-	10.78
C-2B(29)T Off-Peak	14.63	2.56%	13.00	17,579.27		420.00	20.69	420.00	29.00	-	8.31
Sub-Total	**36.23**	6.34%	**605.00**	**57,698.13**							
Agriculture Tubewell - Tariff D											
Agriculture D-1A (41,42,43,44,46)	1.64	0.29%	2,126.59	92,554.53	0.00%		28.54	0.00	40.00	-	11.46
D2 (NOR)	3.37	0.59%	2,877.09	25,140.44	0.02%	200.00	26.85	200.00	37.63	-	10.78
D-1B(T) Peak	6.03	1.06%		61,886.10	0.01%	200.00	20.61	200.00	28.89	-	8.28
D-1B(T) Off-Peak	10.04	1.76%	38.35	-	#DIV/0!	200.00	22.91	200.00	32.11	-	9.20
D-1B(T) Peak (SUB)	0.64	0.11%	523.70	6,522.17		200.00	26.86	200.00	37.65	-	10.79
D-1B(T) Off-Peak	0.44	0.08%	3,704.27	-		200.00	18.41	200.00	25.80	-	7.39
	22.18	3.88%	**9,270.00**	**186,103.24**							
Public Lighting - Tariff G											
G(I)	3.94	0.69%	425.00	13,029.28			24.01	0.00	33.65	-	9.64
Housing Colonies - Tariff H											
H(1)	0.26	0.05%	19.00	2,333.84	0.01%		24.01	0.00	33.65	-	9.64
AJK Bulk Supply											
A-3 (66) General Supply	50.26	8.79%	14,383.66	106,026.80	0.05%		22.55	0.00	31.61	-	9.06
Total	**571.71**	**100.00%**	**818,816.00**	**1,584,827.19**	0.04%					-	-

Sukkur Electric Power Company Ltd.

FORM - 26

SUKKUR ELECTRIC POWR COMPANY LTD.

Existing & Proposed Tariff Statement

FY 2020-21

Description	Jan-21	Sales Mix	No. of Consumers	Sanctioned Load	Load Factor	Determined & Notified Tariff FY 2019-20		Proposed New Tariff FY 2020-21		Difference	
						Fixed Charge	Variable Charge	Fixed Charge	Variable Charge	Fixed Charge	Variable Charge
	(MkWh)	(%age)		(kW)	(%age)	(Rs/kW/M)	(Rs/kWh)	(Rs/kW/M)	(Rs/kWh)	(Rs/kW/M)	(Rs/kWh)
Residential - A1											
Upto - 50	2.23	1.42%	68,102.00	106,026.80	0.00%	75.00	4.00	75.00	4.00	-	-
1-100 GoP Tariff	34.65	21.47%	285,639.00	104,390.56		150.00	17.28		24.22		6.94
101 - 200 GoP Tariff	24.35	15.09%	119,536.00	176,039.97	0.02%	0.00	20.31	0.00	28.47	-	8.16
201 - 300 GoP Tariff	19.11	11.84%	76,084.00	98,175.66		0.00	23.00	0.00	32.24	-	9.24
301 - 700 GoP Tariff	10.90	6.75%	75,586.00	146,374.79	0.01%	0.00	24.61	0.00	34.49	-	9.88
Above -700 GoP	1.65	1.02%	26,480.00	46,954.85	0.00%	0.00	26.99	0.00	37.83	-	10.84
A-1B(03) T Peak	0.10	0.06%	-	26,754.25	0.00%	0.00	27.00	0.00	37.84	-	10.84
A-1B(03) T Off- Peak	0.55	0.34%	2,856.00	-		0.00	21.05	0.00	29.50	-	8.45
E-11(55) Temp.	0.00	0.00%	2.00	8.68		0.00	24.65	0.00	34.55	-	9.90
Sub-Total	93.59	58.00%	654,285	704,726							-
For Peak Load Requirement Upto 20 KW											-
Commercial - A2A (04)	3.91	2.42%	120,691.34	132,383.29		175.00	26.93	175.00	37.74	-	10.81
A-2B(05)	0.73	0.45%	770.00	245.38	0.34%	440.00	24.83	440.00	34.80	-	9.97
A-2C (06) T Peak	1.23	0.76%	-	9,230.06		400.00	26.84	400.00	37.62	-	10.78
A-2C (06) T Off -Peak	5.97	3.70%	4,450.00	66,003.45		400.00	20.89	400.00	29.28	-	8.39
E-1ii(56) TEMP.		0.00%	-	-	#DIV/0!	50.00	36.93	50.00	51.76	-	14.83
Sub-Total	11.84	7.34%	125,911.34	207,862.19							
Industrial					#DIV/0!					-	-
Industrial B-1 (07)	0.84	0.52%	4,654.00	66,293.54			28.41	0.00	39.82	-	11.41
B-1(09) PEAK	0.37	0.23%	-	46,136.38	0.00%		27.01	0.00	37.86	-	10.85
B-1(09) OFF-PEAK	3.71	2.30%	5,692.00	-			21.06	0.00	29.52	-	8.46
B-2A (10)	1.40	0.87%	805.00	72,555.27	0.00%	440.00	23.74	440.00	33.27		9.53
B-2B-(12) T Peak	1.90	1.18%	-	188,219.77		440.00	26.84	440.00	37.62		10.78
B-2B-(12) T Off-Peak	13.01	8.06%	2,654.00	-	#DIV/0!	440.00	20.69	440.00	29.00	-	8.31
B-3 (14) T Peak	0.26	0.16%	-	3,018.42		440.00	26.84	440.00	37.62		10.78
B-3 (14) T Off-Peak	1.38	0.85%	36.00	18,880.31	0.01%	420.00	18.59	420.00	26.06		7.47
B-4 (17) - Peak	0.15	0.09%	-	11,944.46	0.00%	420.00	26.40	420.00	37.00		10.60
B-4 (17) - Off Peak	0.98	0.61%	3.00	-	#DIV/0!	400.00	20.49	400.00	28.72	-	8.23
E-2 (58) Temp	0.08	0.05%	18.00	-	#DIV/0!		24.41	0.00	34.21	-	9.80
Sub-Total	24.08	14.92%	13,917.00	407,048.15							
Single Point Supply for Further Distribution											
C-1A (19)	0.23	0.14%	186.00	2,771.23			29.71	0.00	41.64	-	11.93
C-1B (25)	1.87	1.16%	175.00	18,303.06	0.01%	440.00	26.94	440.00	37.76	-	10.82
C-1C(26)T Peak	0.34	0.21%	20.00	11,620.23	0.00%	440.00	26.84	440.00	37.62	-	10.78
C-1C(26)T Off Peak	2.10	1.30%	155.00	-	#DIV/0!	440.00	20.89	440.00	29.28	-	8.39
C-2A (28)	0.75	0.46%	16.00	-	#DIV/0!	420.00	24.04	420.00	33.69	-	9.65
C-2B (29)T Peak	0.81	0.50%	40.00	7,424.33	0.01%	420.00	26.84	420.00	37.62	-	10.78
C-2B(29)T Off-Peak	4.13	2.56%	13.00	17,579.27		420.00	20.59	420.00	29.00	-	8.31
Sub-Total	10.23	6.34%	605.00	57,698.13							
Agriculture Tubewell - Tariff D											
Agriculture D-1A (41,42,43,44,46)	0.46	0.29%	2,126.59	92,554.53	0.00%		28.54	0.00	40.00	-	11.46
D2 (NOR)	0.95	0.59%	2,877.09	25,140.44	0.00%	200.00	26.85	200.00	37.63	-	10.78
D-1B(T) Peak	1.70	1.06%		61,386.10	0.00%	200.00	20.61	200.00	28.89	-	8.28
D-1B(T) Off-Peak	2.83	1.76%	38.35	-	#DIV/0!	200.00	22.91	200.00	32.11	-	9.20
D-1B(T) Peak (SUB)	0.18	0.11%	523.70	6,522.17		200.00	26.86	200.00	37.65	-	10.79
D-1B(T) Off-Peak	0.13	0.08%	3,704.27	-		200.00	18.41	200.00	25.80	-	7.39
	6.26	3.88%	9,270.00	186,103.24							
Public Lighting - Tariff G											
G(I)	1.11	0.69%	425.00	13,029.28			24.01	0.00	33.65	-	9.64
Housing Colonies - Tariff H											
H(1)	0.07	0.05%	19.00	2,333.84	0.00%		24.01	0.00	33.65	-	9.64
AJK Bulk Supply											
A-3 (66) General Supply	14.19	8.79%	14,383.66	106,026.80	0.02%		22.55	0.00	31.61	-	9.06
Total	161.37	100.00%	818,816.00	1,684,827.19	0.01%					-	-

Sukkur Electric Power Company Ltd.

FORM - 25

SUKKUR ELECTRIC POWR COMPANY LTD.

Existing & Proposed Tariff Statement

FY 2020-21

Description	Feb-21	Sales Mix	No. of Consumers	Sanctioned Load	Load Factor	Determined & Notified Tariff FY 2019-20		Proposed New Tariff FY 2020-21		Difference	
						Fixed Charge	Variable Charge	Fixed Charge	Variable Charge	Fixed Charge	Variable Charge
	(MkWh)	(%age)		(kW)	(%age)	(Rs/kW/M)	(Rs/kWh)	(Rs/kW/M)	(Rs/kWh)	(Rs/kW/M)	(Rs/kWh)
Residential - A1											
Upto - 50	2.16	1.42%	58,102.00	106,026.80	0.00%	75.00	4.00	75.00	4.00	-	-
1-100 GoP Tariff	32.79	21.47%	285,639.00	104,390.56		150.00	17.28		24.22		6.94
101 - 200 GoP Tariff	23.05	15.09%	119,536.00	176,039.97	0.01%	0.00	20.31	0.00	28.47	-	8.16
201 - 300 GoP Tariff	18.08	11.84%	76,084.00	98,175.66		0.00	23.00	0.00	32.24	-	9.24
301 - 700 GoP Tariff	10.31	6.75%	75,586.00	146,374.79	0.01%	0.00	24.61	0.00	34.49	-	9.88
Above -700 GoP	1.56	1.02%	26,480.00	46,954.85	0.00%	0.00	26.99	0.00	37.83	-	10.84
A-1B(03) T Peak	0.10	0.06%	-	26,754.25	0.00%	0.00	27.00	0.00	37.84	-	10.84
A-1B(03) T Off- Peak	0.52	0.34%	2,856.00	-		0.00	21.05	0.00	29.50	-	8.45
E-11(55) Temp.	0.00	0.00%	2.00	8.68		0.00	24.65	0.00	34.55	-	9.90
Sub-Total	**88.58**	58.00%	**654,285**	**704,726**							-
For Peak Load Requirement Upto 20 KW											-
Commercial - A2A (04)	3.70	2.42%	120,691.34	132,383.29		175.00	26.93	175.00	37.74	-	10.81
A-2B(05)	0.69	0.45%	770.00	245.38	0.32%	440.00	24.83	440.00	34.80	-	9.97
A-2C (06) T Peak	1.16	0.76%	-	9,230.06		400.00	26.84	400.00	37.62	-	10.78
A-2C (06) T Off -Peak	5.65	3.70%	4,450.00	66,003.45		400.00	20.89	400.00	29.28	-	8.39
E-1ii(56) TEMP.		0.00%	-	-	#DIV/0!	50.00	36.93	50.00	51.76	-	14.83
Sub-Total	**11.21**	7.34%	**125,911.34**	**207,862.19**							
Industrial					#DIV/0!					-	-
Industrial B-1 (07)	0.80	0.52%	4,654.00	66,293.54			28.41	0.00	39.82	-	11.41
B-1(09) PEAK	0.35	0.23%	-	46,136.38	0.00%		27.01	0.00	37.86	-	10.85
B-1(09) OFF-PEAK	3.51	2.30%	5,692.00	-			21.06	0.00	29.52	-	8.46
B-2A (10)	1.32	0.87%	805.00	72,555.27	0.00%	440.00	23.74	440.00	33.27		9.53
B-2B-(12) T Peak	1.80	1.18%	-	188,219.77		440.00	26.84	440.00	37.62		10.78
B-2B-(12) T Off-Peak	12.31	8.06%	2,654.00	-	#DIV/0!	440.00	20.69	440.00	29.00	-	8.31
B-3 (14) T Peak	0.24	0.16%	-	3,018.42		440.00	26.84	440.00	37.62		10.78
B-3 (14) T Off-Peak	1.31	0.85%	36.00	18,880.31	0.01%	420.00	18.59	420.00	26.06		7.47
B-4 (17) - Peak	0.14	0.09%	-	11,944.46	0.00%	420.00	26.40	420.00	37.00		10.60
B-4 (17) - Off Peak	0.93	0.61%	3.00	-	#DIV/0!	400.00	20.49	400.00	28.72	-	8.23
E-2 (58) Temp	0.07	0.05%	18.00	-	#DIV/0!		24.41	0.00	34.21	-	9.80
Sub-Total	**22.79**	14.92%	**13,917.00**	**407,048.15**							
Single Point Supply for Further Distribution											
C-1A (19)	0.22	0.14%	186.00	2,771.23			29.71	0.00	41.64	-	11.93
C-1B (25)	1.77	1.16%	175.00	18,303.06	0.01%	440.00	26.94	440.00	37.76	-	10.82
C-1C(26)T Peak	0.33	0.21%	20.00	11,620.23	0.00%	440.00	26.84	440.00	37.62	-	10.78
C-1C(26)T Off Peak	1.98	1.30%	155.00	-	#DIV/0!	440.00	20.89	440.00	29.28	-	8.39
C-2A (28)	0.71	0.46%	16.00	-	#DIV/0!	420.00	24.04	420.00	33.69	-	9.65
C-2B (29)T Peak	0.76	0.50%	40.00	7,424.33	0.01%	420.00	26.84	420.00	37.62	-	10.78
C-2B(29)T Off-Peak	3.91	2.56%	13.00	17,579.27		420.00	20.69	420.00	29.00	-	8.31
Sub-Total	**9.68**	6.34%	**605.00**	**57,698.13**							
Agriculture Tubewell - Tariff D											
Agriculture D-1A (41,42,43,44,46)	0.44	0.29%	2,126.59	92,554.53	0.00%		28.54	0.00	40.00	-	11.46
D2 (NOR)	0.90	0.59%	2,877.09	25,140.44	0.00%	200.00	26.85	200.00	37.63	-	10.78
D-1B(T) Peak	1.61	1.06%		61,886.10	0.00%	200.00	20.61	200.00	28.89	-	8.28
D-1B(T) Off-Peak	2.68	1.76%	38.35	-	#DIV/0!	200.00	22.91	200.00	32.11	-	9.20
D-1B(T) Peak (SUB)	0.17	0.11%	523.70	6,522.17		200.00	26.86	200.00	37.65	-	10.79
D-1B(T) Off-Peak	0.12	0.08%	3,704.27	-		200.00	18.41	200.00	25.80	-	7.39
	5.92	3.88%	**9,270.00**	**186,103.24**							
Public Lighting - Tariff G											
G(I)	1.05	0.69%	425.00	13,029.28			24.01	0.00	33.65	-	9.64
Housing Colonies - Tariff H											
H(1)	0.07	0.05%	19.00	2,333.84	0.00%		24.01	0.00	33.65	-	9.64
AJK Bulk Supply											
A-3 (66) General Supply	13.43	8.79%	14,383.66	106,026.80	0.01%		22.55	0.00	31.61	-	9.06
Total	**152.72**	**100.00%**	**818,816.00**	**1,684,827.19**	0.01%					-	-

Sukkur Electric Power Company Ltd.

FORM - 26

SUKKUR ELECTRIC POWR COMPANY LTD.

Existing & Proposed Tariff Statement

FY 2020-21

Description	Mar-21	Sales Mix	No. of Consumers	Sanctioned Load	Load Factor	Determined & Notified Tariff FY 2019-20		Proposed New Tariff FY 2020-21		Difference	
						Fixed Charge	Variable Charge	Fixed Charge	Variable Charge	Fixed Charge	Variable Charge
	(MkWh)	(%age)		(kW)	(%age)	(Rs/kW/M)	(Rs/kWh)	(Rs/kW/M)	(Rs/kWh)	(Rs/kW/M)	(Rs/kWh)
Residential - A1											
Upto - 50	2.21	1.42%	68,102.00	106,026.80	0.00%	75.00	4.00	75.00	4.00	-	-
1-100 GoP Tariff	33.59	21.47%	285,639.00	104,390.56		150.00	17.28		24.22		6.94
101 - 200 GoP Tariff	23.61	15.09%	119,536.00	176,039.97	0.02%	0.00	20.31	0.00	28.47	-	8.16
201 - 300 GoP Tariff	18.52	11.84%	76,084.00	98,175.66		0.00	23.00	0.00	32.24	-	9.24
301 - 700 GoP Tariff	10.56	6.75%	75,586.00	146,374.79	0.01%	0.00	24.61	0.00	34.49	-	9.88
Above -700 GoP	1.60	1.02%	26,480.00	46,954.85	0.00%	0.00	26.99	0.00	37.83	-	10.84
A-1B(03) T Peak	0.10	0.06%	-	26,754.25	0.00%	0.00	27.00	0.00	37.84	-	10.84
A-1B(03) T Off- Peak	0.53	0.34%	2,856.00	-		0.00	21.05	0.00	29.50	-	8.45
E-11(55) Temp.	0.00	0.00%	2.00	8.68		0.00	24.65	0.00	34.55	-	9.90
Sub-Total	**90.73**	58.00%	**654,285**	**704,726**							-
For Peak Load Requirement Upto 20 KW											-
Commercial - A2A (04)	3.79	2.42%	120,691.34	132,383.29		175.00	26.93	175.00	37.74	-	10.81
A-2B(05)	0.71	0.45%	770.00	245.38	0.33%	440.00	24.83	440.00	34.80	-	9.97
A-2C (06) T Peak	1.19	0.76%	-	9,230.06		400.00	26.84	400.00	37.62	-	10.78
A-2C (06) T Off -Peak	5.79	3.70%	4,450.00	66,003.45		400.00	20.89	400.00	29.28	-	8.39
E-1ii(56) TEMP.		0.00%	-	-	#DIV/0!	50.00	36.93	50.00	51.76	-	14.83
Sub-Total	**11.48**	7.34%	**125,911.34**	**207,862.19**							
Industrial					#DIV/0!					-	-
Industrial B-1 (07)	0.82	0.52%	4,654.00	66,293.54			28.41	0.00	39.82	-	11.41
B-1(09) PEAK	0.36	0.23%	-	46,136.38	0.00%		27.01	0.00	37.86	-	10.85
B-1(09) OFF-PEAK	3.59	2.30%	5,692.00	-			21.06	0.00	29.52	-	8.46
B-2A (10)	1.36	0.87%	805.00	72,555.27	0.00%	440.00	23.74	440.00	33.27		9.53
B-2B-(12) T Peak	1.84	1.18%	-	188,219.77		440.00	26.84	440.00	37.62		10.78
B-2B-(12) T Off-Peak	12.61	8.06%	2,654.00	-	#DIV/0!	440.00	20.69	440.00	29.00	-	8.31
B-3 (14) T Peak	0.25	0.16%	-	3,018.42		440.00	26.84	440.00	37.62		10.78
B-3 (14) T Off-Peak	1.34	0.85%	36.00	18,880.31	0.01%	420.00	18.59	420.00	26.06		7.47
B-4 (17) - Peak	0.15	0.09%	-	11,944.46	0.00%	420.00	26.40	420.00	37.00		10.60
B-4 (17) - Off Peak	0.95	0.61%	3.00	-	#DIV/0!	400.00	20.49	400.00	28.72	-	8.23
E-2 (58) Temp	0.07	0.05%	18.00	-	#DIV/0!		24.41	0.00	34.21	-	9.80
Sub-Total	**23.34**	14.92%	**13,917.00**	**407,048.15**							
Single Point Supply for Further Distribution											
C-1A (19)	0.22	0.14%	186.00	2,771.23			29.71	0.00	41.64	-	11.93
C-1B (25)	1.81	1.16%	175.00	18,303.06	0.01%	440.00	26.94	440.00	37.76	-	10.82
C-1C(26)T Peak	0.33	0.21%	20.00	11,620.23	0.00%	440.00	26.84	440.00	37.62	-	10.78
C-1C(26)T Off Peak	2.03	1.30%	155.00	-	#DIV/0!	440.00	20.89	440.00	29.28	-	8.39
C-2A (28)	0.73	0.46%	16.00	-	#DIV/0!	420.00	24.04	420.00	33.69	-	9.65
C-2B (29)T Peak	0.78	0.50%	40.00	7,424.33	0.01%	420.00	26.84	420.00	37.62	-	10.78
C-2B(29)T Off-Peak	4.00	2.56%	13.00	17,579.27		420.00	20.69	420.00	29.00	-	8.31
Sub-Total	**9.91**	6.34%	**605.00**	**57,698.13**							
Agriculture Tubewell - Tariff D											
Agriculture D-1A (41,42,43,44,46)	0.45	0.29%	2,126.59	92,554.53	0.00%		28.54	0.00	40.00	-	11.46
D2 (NOR)	0.92	0.59%	2,877.09	25,140.44	0.00%	200.00	26.85	200.00	37.63	-	10.78
D-1B(T) Peak	1.65	1.06%		61,886.10	0.00%	200.00	20.61	200.00	28.89	-	8.28
D-1B(T) Off-Peak	2.75	1.76%	38.35	-	#DIV/0!	200.00	22.91	200.00	32.11	-	9.20
D-1B(T) Peak (SUB)	0.18	0.11%	523.70	6,522.17		200.00	26.86	200.00	37.65	-	10.79
D-1B(T) Off-Peak	0.12	0.08%	3,704.27	-		200.00	18.41	200.00	25.80	-	7.39
	6.07	3.88%	**9,270.00**	**186,103.24**							
Public Lighting - Tariff G											
G(1)	1.08	0.69%	425.00	13,029.28			24.01	0.00	33.65	-	9.64
Housing Colonies - Tariff H											
H(1)	0.07	0.05%	19.00	2,333.84	0.00%		24.01	0.00	33.65	-	9.64
AJK Bulk Supply											
A-3 (66) General Supply	13.75	8.79%	14,383.66	106,026.80	0.01%		22.55	0.00	31.61	-	9.06
Total	**156.43**	**100.00%**	**818,816.00**	**1,684,827.19**	0.01%					-	-

Sukkur Electric Power Company Ltd.

FORM - 26

SUKKUR ELECTRIC POWR COMPANY LTD.

Existing & Proposed Tariff Statement

FY 2020-21

Description	3rd Qtr	Sales Mix	No. of Consumers	Sanctioned Load	Load Factor	Determined & Notified Tariff FY 2019-20		Proposed New Tariff FY 2020-21		Difference	
						Fixed Charge	Variable Charge	Fixed Charge	Variable Charge	Fixed Charge	Variable Charge
	(MkWh)	%age		(kW)	(%age)	(Rs/kW/M)	(Rs/kWh)	(Rs/kW/M)	(Rs/kWh)	(Rs/kW/M)	(Rs/kWh)
Residential - A1											
Upto - 50	6.66	1.42%	68,102.00	106,026.80	0.01%	75.00	4.00	75.00	4.00	-	-
1-100 GoP Tariff	101.02	21.47%	285,639.00	104,390.56		150.00	17.28		24.22		6.94
101 - 200 GoP Tariff	71.01	15.09%	119,536.00	176,039.97	0.05%	0.00	20.31	0.00	28.47	-	8.16
201 - 300 GoP Tariff	55.71	11.84%	76,084.00	98,175.66		0.00	23.00	0.00	32.24	-	9.24
301 - 700 GoP Tariff	31.77	6.75%	75,586.00	146,374.79	0.02%	0.00	24.61	0.00	34.49	-	9.88
Above -700 GoP	4.82	1.02%	26,480.00	46,954.85	0.01%	0.00	26.99	0.00	37.83	-	10.84
A-1B(03) T Peak	0.30	0.06%	-	26,754.25	0.00%	0.00	27.00	0.00	37.84	-	10.84
A-1B(03) T Off- Peak	1.60	0.34%	2,856.00	-		0.00	21.05	0.00	29.50	-	8.45
E-11(55) Temp.	0.00	0.00%	2.00	8.68		0.00	24.65	0.00	34.55	-	9.90
Sub-Total	**272.89**	58.00%	**654,285**	**704,726**							-
For Peak Load Requirement Upto 20 KW											-
Commercial - A2A (04)	11.39	2.42%	120,691.34	132,383.29		175.00	26.93	175.00	37.74	-	10.81
A-2B(05)	2.14	0.45%	770.00	245.38	0.99%	440.00	24.83	440.00	34.80	-	9.97
A-2C (06) T Peak	3.59	0.76%	-	9,230.06		400.00	26.84	400.00	37.62	-	10.78
A-2C (06) T Off -Peak	17.41	3.70%	4,450.00	66,003.45		400.00	20.89	400.00	29.28	-	8.39
E-1ii(56) TEMP.	-	0.00%	-	-	#DIV/0!	50.00	36.93	50.00	51.76	-	14.83
Sub-Total	**34.53**	7.34%	**125,911.34**	**207,862.19**							
Industrial					#DIV/0!					-	-
Industrial B-1 (07)	2.46	0.52%	4,654.00	66,293.54			28.41	0.00	39.82	-	11.41
B-1(09) PEAK	1.08	0.23%	-	46,136.38	0.00%		27.01	0.00	37.86	-	10.85
B-1(09) OFF-PEAK	10.81	2.30%	5,692.00	-			21.06	0.00	29.52	-	8.46
B-2A (10)	4.08	0.87%	805.00	72,555.27	0.01%	440.00	23.74	440.00	33.27		9.53
B-2B-(12) T Peak	5.54	1.18%	-	188,219.77		440.00	26.84	440.00	37.62		10.78
B-2B-(12) T Off-Peak	37.94	8.06%	2,654.00	-	#DIV/0!	440.00	20.69	440.00	29.00	-	8.31
B-3 (14) T Peak	0.75	0.16%	-	3,018.42		440.00	26.84	440.00	37.62		10.78
B-3 (14) T Off-Peak	4.02	0.85%	36.00	18,880.31	0.02%	420.00	18.59	420.00	26.06		7.47
B-4 (17) - Peak	0.44	0.09%	-	11,944.46	0.00%	420.00	26.40	420.00	37.00		10.60
B-4 (17) - Off Peak	2.87	0.61%	3.00	-	#DIV/0!	400.00	20.49	400.00	28.72	-	8.23
E-2 (58) Temp	0.22	0.05%	18.00	-	#DIV/0!		24.41	0.00	34.21	-	9.80
Sub-Total	**70.20**	14.92%	**13,917.00**	**407,048.15**							
Single Point Supply for Further Distribution											
C-1A (19)	0.67	0.14%	186.00	2,771.23			29.71	0.00	41.64	-	11.93
C-1B (25)	5.46	1.16%	175.00	18,303.06	0.03%	440.00	26.94	440.00	37.76	-	10.82
C-1C(26)T Peak	1.00	0.21%	20.00	11,620.23	0.01%	440.00	26.84	440.00	37.62	-	10.78
C-1C(26)T Off Peak	6.11	1.30%	155.00	-	#DIV/0!	440.00	20.89	440.00	29.28	-	8.39
C-2A (28)	2.19	0.46%	16.00	-	#DIV/0!	420.00	24.04	420.00	33.69	-	9.65
C-2B (29)T Peak	2.35	0.50%	40.00	7,424.33	0.04%	420.00	26.84	420.00	37.62	-	10.78
C-2B(29)T Off-Peak	12.04	2.56%	13.00	17,579.27		420.00	20.69	420.00	29.00	-	8.31
Sub-Total	**29.82**	6.34%	**605.00**	**57,698.13**							
Agriculture Tubewell - Tariff D											
Agriculture D-1A (41,42,43,44,46)	1.35	0.29%	2,126.59	92,554.53	0.00%		28.54	0.00	40.00	-	11.46
D2 (NOR)	2.78	0.59%	2,877.09	25,140.44	0.01%	200.00	26.85	200.00	37.63	-	10.78
D-1B(T) Peak	4.96	1.06%		61,886.10	0.01%	200.00	20.61	200.00	28.89	-	8.28
D-1B(T) Off-Peak	8.26	1.76%	38.35	-	#DIV/0!	200.00	22.91	200.00	32.11	-	9.20
D-1B(T) Peak (SUB)	0.53	0.11%	523.70	6,522.17		200.00	26.86	200.00	37.65	-	10.79
D-1B(T) Off-Peak	0.37	0.08%	3,704.27	-		200.00	18.41	200.00	25.80	-	7.39
	18.25	3.88%	**9,270.00**	**186,103.24**							
Public Lighting - Tariff G											
G(I)	3.24	0.69%	425.00	13,029.28			24.01	0.00	33.65	-	9.64
Housing Colonies - Tariff H											
H(1)	0.22	0.05%	19.00	2,333.84	0.01%		24.01	0.00	33.65	-	9.64
AJK Bulk Supply											
A-3 (66) General Supply	41.37	8.79%	14,383.66	106,026.80	0.04%		22.55	0.00	31.61	-	9.06
Total	**470.52**	**100.00%**	**818,816.00**	**1,584,827.19**	0.03%					-	-

Sukkur Electric Power Company Ltd.

FORM - 26

SUKKUR ELECTRIC POWR COMPANY LTD.

Existing & Proposed Tariff Statement

FY 2020-21

Description	Apr-21	Sales Mix	No. of Consumers	Sanctioned Load	Load Factor	Determined & Notified Tariff FY 2019-20		Proposed New Tariff FY 2020-21		Difference	
						Fixed Charge	Variable Charge	Fixed Charge	Variable Charge	Fixed Charge	Variable Charge
	(MkWh)	(%age)		(kW)	(%age)	(Rs/kW/M)	(Rs/kWh)	(Rs/kW/M)	(Rs/kWh)	(Rs/kW/M)	(Rs/kWh)
Residential - A1											
Upto - 50	3.14	1.42%	68,102.00	106,026.80	0.00%	75.00	4.00	75.00	4.00	-	-
1-100 GoP Tariff	47.58	21.47%	285,639.00	104,390.56		150.00	17.28		24.22		6.94
101 - 200 GoP Tariff	33.45	15.09%	119,536.00	176,039.97	0.02%	0.00	20.31	0.00	28.47	-	8.16
201 - 300 GoP Tariff	26.24	11.84%	76,084.00	98,175.66		0.00	23.00	0.00	32.24	-	9.24
301 - 700 GoP Tariff	14.96	6.75%	75,586.00	146,374.79	0.01%	0.00	24.61	0.00	34.49	-	9.88
Above -700 GoP	2.27	1.02%	26,480.00	46,954.85	0.01%	0.00	26.99	0.00	37.83	-	10.84
A-1B(03) T Peak	0.14	0.06%	-	26,754.25	0.00%	0.00	27.00	0.00	37.84	-	10.84
A-1B(03) T Off- Peak	0.75	0.34%	2,856.00	-		0.00	21.05	0.00	29.50	-	8.45
E-11(55) Temp.	0.00	0.00%	2.00	8.68		0.00	24.65	0.00	34.55	-	9.90
Sub-Total	128.54	58.00%	654,285	704,726							-
For Peak Load Requirement Upto 20 KW											-
Commercial - A2A (04)	5.36	2.42%	120,691.34	132,383.29		175.00	26.93	175.00	37.74	-	10.81
A-2B(05)	1.01	0.45%	770.00	245.38	0.47%	440.00	24.83	440.00	34.80	-	9.97
A-2C (06) T Peak	1.69	0.76%	-	9,230.06		400.00	26.84	400.00	37.62	-	10.78
A-2C (06) T Off -Peak	8.20	3.70%	4,450.00	66,003.45		400.00	20.89	400.00	29.28	-	8.39
E-1ii(56) TEMP.		0.00%	-	-	#DIV/0!	50.00	36.93	50.00	51.76	-	14.83
Sub-Total	16.26	7.34%	125,911.34	207,862.19							
Industrial					#DIV/0!					-	-
Industrial B-1 (07)	1.16	0.52%	4,654.00	65,293.54			28.41	0.00	39.82	-	11.41
B-1(09) PEAK	0.51	0.23%	-	46,136.38	0.00%		27.01	0.00	37.86	-	10.85
B-1(09) OFF-PEAK	5.09	2.30%	5,692.00	-			21.06	0.00	29.52	-	8.46
B-2A (10)	1.92	0.87%	805.00	72,555.27	0.00%	440.00	23.74	440.00	33.27		9.53
B-2B-(12) T Peak	2.61	1.18%	-	188,219.77		440.00	26.84	440.00	37.62		10.78
B-2B-(12) T Off-Peak	17.87	8.06%	2,654.00	-	#DIV/0!	440.00	20.69	440.00	29.00	-	8.31
B-3 (14) T Peak	0.35	0.16%	-	3,018.42		440.00	26.84	440.00	37.62		10.78
B-3 (14) T Off-Peak	1.89	0.85%	36.00	18,880.31	0.01%	420.00	18.59	420.00	26.06		7.47
B-4 (17) - Peak	0.21	0.09%	-	11,944.46	0.00%	420.00	26.40	420.00	37.00		10.60
B-4 (17) - Off Peak	1.35	0.61%	3.00	-	#DIV/0!	400.00	20.49	400.00	28.72	-	8.23
E-2 (58) Temp	0.10	0.05%	13.00	-	#DIV/0!		24.41	0.00	34.21	-	9.80
Sub-Total	33.07	14.92%	13,917.00	407,048.15							
Single Point Supply for Further Distribution											
C-1A (19)	0.32	0.14%	186.00	2,771.23			29.71	0.00	41.64	-	11.93
C-1B (25)	2.57	1.16%	175.00	18,303.06	0.02%	440.00	26.94	440.00	37.76	-	10.82
C-1C(26)T Peak	0.47	0.21%	20.00	11,620.23	0.00%	440.00	26.84	440.00	37.62	-	10.78
C-1C(26)T Off Peak	2.88	1.30%	155.00	-	#DIV/0!	440.00	20.89	440.00	29.28	-	8.39
C-2A (28)	1.03	0.46%	16.00	-	#DIV/0!	420.00	24.04	420.00	33.69	-	9.65
C-2B (29)T Peak	1.11	0.50%	40.00	7,424.33	0.02%	420.00	26.84	420.00	37.62	-	10.78
C-2B(29)T Off-Peak	5.67	2.56%	13.00	17,579.27		420.00	20.69	420.00	29.00	-	8.31
Sub-Total	14.05	6.34%	605.00	57,698.13							
Agriculture Tubewell - Tariff D											
Agriculture D-1A (41,42,43,44,46)	0.64	0.29%	2,126.59	92,554.53	0.00%		28.54	0.00	40.00	-	11.46
D2 (NOR)	1.31	0.59%	2,877.09	25,140.44	0.01%	200.00	26.85	200.00	37.63	-	10.78
D-1B(T) Peak	2.34	1.06%		61,886.10	0.00%	200.00	20.61	200.00	28.89	-	8.28
D-1B(T) Off-Peak	3.99	1.76%	38.35	-	#DIV/0!	200.00	22.91	200.00	32.11	-	9.20
D-1B(T) Peak (SUB)	0.25	0.11%	523.70	5,522.17		200.00	26.86	200.00	37.65	-	10.79
D-1B(T) Off-Peak	0.17	0.08%	3,704.27	-		200.00	18.41	200.00	25.80	-	7.39
	8.50	3.88%	9,270.00	186,103.24							
Public Lighting - Tariff G											
G(I)	1.53	0.69%	425.00	13,029.28			24.01	0.00	33.65	-	9.64
Housing Colonies - Tariff H											
H(1)	0.10	0.05%	19.00	2,333.84	0.00%		24.01	0.00	33.65	-	9.64
AJK Bulk Supply											
A-3 (66) General Supply	19.48	8.79%	14,383.66	106,026.80	0.02%		22.55	0.00	31.61	-	9.06
Total	221.63	100.00%	818,816.00	1,684,827.19	0.02%					-	-

Sukkur Electric Power Company Ltd.

FORM - 26

SUKKUR ELECTRIC POWR COMPANY LTD.

Existing & Proposed Tariff Statement

FY 2020-21

Description	May-21	Sales Mix	No. of Consumers	Sanctioned Load	Load Factor	Determined & Notified Tariff FY 2019-20		Proposed New Tariff FY 2020-21		Difference	
						Fixed Charge	Variable Charge	Fixed Charge	Variable Charge	Fixed Charge	Variable Charge
	(MkWh)	(%age)		(kW)	(%age)	(Rs/kW/M)	(Rs/kWh)	(Rs/kW/M)	(Rs/kWh)	(Rs/kW/M)	(Rs/kWh)
Residential - A1											
Upto - 50	4.45	1.42%	68,102.00	106,026.80	0.00%	75.00	4.00	75.00	4.00	-	-
1-100 GoP Tariff	67.47	21.47%	285,639.00	104,390.56		150.00	17.28		18.55		1.27
101 - 200 GoP Tariff	47.43	15.09%	119,536.00	176,039.97	0.03%	0.00	20.31	0.00	21.80	-	1.49
201 - 300 GoP Tariff	37.21	11.84%	76,084.00	98,175.66		0.00	23.00	0.00	24.69	-	1.69
301 - 700 GoP Tariff	21.22	6.75%	75,586.00	146,374.79	0.02%	0.00	24.61	0.00	26.42	-	1.81
Above -700 GoP	3.22	1.02%	26,480.00	46,954.85	0.01%	0.00	26.99	0.00	28.97	-	1.98
A-1B(03) T Peak	0.20	0.06%	-	26,754.25	0.00%	0.00	27.00	0.00	28.98	-	1.98
A-1B(03) T Off- Peak	1.07	0.34%	2,856.00	-		0.00	21.05	0.00	22.60	-	1.55
E-11(55) Temp.	0.00	0.00%	2.00	8.68		0.00	24.65	0.00	26.46	-	1.81
Sub-Total	**182.27**	58.00%	**654,285**	**704,726**							-
For Peak Load Requirement Upto 20 KW											-
Commercial - A2A (04)	7.61	2.42%	120,691.34	132,383.29		175.00	26.93	175.00	28.91	-	1.98
A-2B(05)	1.43	0.45%	770.00	245.38	0.66%	440.00	24.83	440.00	26.65	-	1.82
A-2C (06) T Peak	2.40	0.76%	-	9,230.06		400.00	26.84	400.00	28.81	-	1.97
A-2C (06) T Off -Peak	11.63	3.70%	4,450.00	66,003.45		400.00	20.89	400.00	22.42	-	1.53
E-1ii(56) TEMP.		0.00%	-	-	#DIV/0!	50.00	36.93	50.00	39.64	-	2.71
Sub-Total	**23.06**	7.34%	**125,911.34**	**207,862.19**							
Industrial					#DIV/0!					-	-
Industrial B-1 (07)	1.64	0.52%	4,654.00	66,293.54			28.41	0.00	30.50	-	2.09
B-1(09) PEAK	0.72	0.23%	-	46,136.38	0.00%		27.01	0.00	28.99	-	1.98
B-1(09) OFF-PEAK	7.22	2.30%	5,692.00	-			21.06	0.00	22.61	-	1.55
B-2A (10)	2.72	0.87%	805.00	72,555.27	0.00%	440.00	23.74	440.00	25.48		1.74
B-2B-(12) T Peak	3.70	1.18%	-	188,219.77		440.00	26.84	440.00	28.81		1.97
B-2B-(12) T Off-Peak	25.34	8.06%	2,654.00	-	#DIV/0!	440.00	20.69	440.00	22.21	-	1.52
B-3 (14) T Peak	0.50	0.16%	-	3,018.42		440.00	26.84	440.00	28.81		1.97
B-3 (14) T Off-Peak	2.59	0.85%	36.00	18,880.31	0.02%	420.00	18.59	420.00	19.96		1.37
B-4 (17) - Peak	0.30	0.09%	-	11,944.46	0.00%	420.00	26.40	420.00	28.34		1.94
B-4 (17) - Off Peak	1.92	0.61%	3.00	-	#DIV/0!	400.00	20.49	400.00	21.99	-	1.50
E-2 (58) Temp	0.15	0.05%	18.00	-	#DIV/0!		24.41	0.00	26.20	-	1.79
Sub-Total	**46.89**	14.92%	**13,917.00**	**407,048.15**							
Single Point Supply for Further Distribution											
C-1A (19)	0.45	0.14%	186.00	2,771.23			29.71	0.00	31.89	-	2.18
C-1B (25)	3.65	1.16%	175.00	18,303.06	0.02%	440.00	26.94	440.00	28.92	-	1.98
C-1C(26)T Peak	0.67	0.21%	20.00	11,620.23	0.01%	440.00	26.84	440.00	28.81	-	1.97
C-1C(26)T Off Peak	4.08	1.30%	155.00	-	#DIV/0!	440.00	20.89	440.00	22.42	-	1.53
C-2A (28)	1.46	0.46%	16.00	-	#DIV/0!	420.00	24.04	420.00	25.81	-	1.77
C-2B (29)T Peak	1.57	0.50%	40.00	7,424.33	0.02%	420.00	26.84	420.00	28.81	-	1.97
C-2B(29)T Off-Peak	8.04	2.56%	13.00	17,579.27		420.00	20.69	420.00	22.21	-	1.52
Sub-Total	**19.92**	6.34%	**605.00**	**57,698.13**							
Agriculture Tubewell - Tariff D											
Agriculture D-1A (41,42,43,44,46)	0.90	0.29%	2,126.59	92,554.53	0.00%		28.54	0.00	30.64	-	2.10
D2 (NOR)	1.85	0.59%	2,877.09	25,140.44	0.01%	200.00	26.85	200.00	28.82	-	1.97
D-1B(T) Peak	3.32	1.06%		61,886.10	0.01%	200.00	20.61	200.00	22.12	-	1.51
D-1B(T) Off-Peak	5.52	1.76%	38.35	-	#DIV/0!	200.00	22.91	200.00	24.59	-	1.68
D-1B(T) Peak (SUB)	0.35	0.11%	523.70	6,522.17		200.00	26.86	200.00	28.83	-	1.97
D-1B(T) Off-Peak	0.24	0.08%	3,704.27	-		200.00	18.41	200.00	19.76	-	1.35
	12.19	3.88%	**9,270.00**	**186,103.24**							
Public Lighting - Tariff G											
G(I)	2.16	0.69%	425.00	13,029.28			24.01	0.00	25.77	-	1.76
Housing Colonies - Tariff H											
H(1)	0.14	0.05%	19.00	2,333.84	0.01%		24.01	0.00	25.77	-	1.76
AJK Bulk Supply											
A-3 (66) General Supply	27.63	8.79%	14,383.66	106,026.80	0.03%		22.55	0.00	24.21	-	1.66
Total	**314.27**	**100.00%**	**818,816.00**	**1,684,827.19**	0.02%					-	-

Sukkur Electric Power Company Ltd.

FORM - 25

SUKKUR ELECTRIC POWR COMPANY LTD.

Existing & Proposed Tariff Statement

FY 2020-21

Description	Jun-21	Sales Mix	No. of Consumers	Sanctioned Load	Load Factor	Determined & Notified Tariff FY 2019-20		Proposed New Tariff FY 2020-21		Difference	
						Fixed Charge	Variable Charge	Fixed Charge	Variable Charge	Fixed Charge	Variable Charge
	(MkWh)	(%age)		(kW)	(%age)	(Rs/kW/M)	(Rs/kWh)	(Rs/kW/M)	(Rs/kWh)	(Rs/kW/M)	(Rs/kWh)
Residential - A1											
Upto - 50	4.62	1.42%	68,102.00	106,026.80	0.00%	75.00	4.00	75.00	4.00	-	-
1-100 GoP Tariff	70.04	21.47%	285,639.00	104,390.56		150.00	17.28		18.55		1.27
101 - 200 GoP Tariff	49.23	15.09%	119,536.00	176,039.97	0.03%	0.00	20.31	0.00	21.80	-	1.49
201 - 300 GoP Tariff	38.63	11.84%	76,084.00	98,175.66		0.00	23.00	0.00	24.69	-	1.69
301 - 700 GoP Tariff	22.02	6.75%	75,586.00	146,374.79	0.02%	0.00	24.61	0.00	26.42	-	1.81
Above -700 GoP	3.34	1.02%	26,480.00	46,954.85	0.01%	0.00	26.99	0.00	28.97	-	1.98
A-1B(03) T Peak	0.21	0.06%	-	26,754.25	0.00%	0.00	27.00	0.00	28.98	-	1.98
A-1B(03) T Off- Peak	1.11	0.34%	2,856.00	-		0.00	21.05	0.00	22.60	-	1.55
E-11(55) Temp.	0.00	0.00%	2.00	8.68		0.00	24.65	0.00	26.46	-	1.81
Sub-Total	**189.19**	58.00%	**654,285**	**704,726**							-
For Peak Load Requirement Upto 20 KW											-
Commercial - A2A (04)	7.90	2.42%	120,691.34	132,383.29		175.00	26.93	175.00	28.91	-	1.98
A-2B(05)	1.48	0.45%	770.00	245.38	0.69%	440.00	24.83	440.00	26.65	-	1.82
A-2C (06) T Peak	2.49	0.76%	-	9,230.06		400.00	26.84	400.00	28.81	-	1.97
A-2C (06) T Off -Peak	12.07	3.70%	4,450.00	66,003.45		400.00	20.89	400.00	22.42	-	1.53
E-1ii(56) TEMP.		0.00%	-	-	#DIV/0!	50.00	36.93	50.00	39.64	-	2.71
Sub-Total	**23.94**	7.34%	**125,911.34**	**207,862.19**							
Industrial					#DIV/0!					-	-
Industrial B-1 (07)	1.71	0.52%	4,654.00	66,293.54			28.41	0.00	30.50	-	2.09
B-1(09) PEAK	0.75	0.23%	-	46,136.38	0.00%		27.01	0.00	28.99	-	1.98
B-1(09) OFF-PEAK	7.49	2.30%	5,692.00	-			21.06	0.00	22.61	-	1.55
B-2A (10)	2.83	0.87%	805.00	72,555.27	0.00%	440.00	23.74	440.00	25.48		1.74
B-2B-(12) T Peak	3.84	1.18%	-	188,219.77		440.00	26.84	440.00	28.81		1.97
B-2B-(12) T Off-Peak	26.30	8.06%	2,654.00	-	#DIV/0!	440.00	20.69	440.00	22.21	-	1.52
B-3 (14) T Peak	0.52	0.16%	-	3,018.42		440.00	26.84	440.00	28.81		1.97
B-3 (14) T Off-Peak	2.79	0.85%	36.00	18,880.31	0.02%	420.00	18.59	420.00	19.96		1.37
B-4 (17) - Peak	0.31	0.09%	-	11,944.46	0.00%	420.00	26.40	420.00	28.34		1.94
B-4 (17) - Off Peak	1.99	0.61%	3.00	-	#DIV/0!	400.00	20.49	400.00	21.99	-	1.50
E-2 (58) Temp	0.15	0.05%	18.00	-	#DIV/0!		24.41	0.00	26.20	-	1.79
Sub-Total	**48.67**	14.92%	**13,917.00**	**407,048.15**							
Single Point Supply for Further Distribution											
C-1A (19)	0.46	0.14%	186.00	2,771.23			29.71	0.00	31.89	-	2.18
C-1B (25)	3.78	1.16%	175.00	18,303.06	0.02%	440.00	26.94	440.00	28.92	-	1.98
C-1C(26)T Peak	0.69	0.21%	20.00	11,620.23	0.01%	440.00	26.84	440.00	28.81	-	1.97
C-1C(26)T Off Peak	4.24	1.30%	155.00	-	#DIV/0!	440.00	20.89	440.00	22.42	-	1.53
C-2A (28)	1.52	0.46%	16.00	-	#DIV/0!	420.00	24.04	420.00	25.81	-	1.77
C-2B (29)T Peak	1.63	0.50%	40.00	7,424.33	0.03%	420.00	26.84	420.00	28.81	-	1.97
C-2B(29)T Off-Peak	8.35	2.56%	13.00	17,579.27		420.00	20.69	420.00	22.21	-	1.52
Sub-Total	**20.67**	6.34%	**605.00**	**57,698.13**							
Agriculture Tubewell - Tariff D											
Agriculture D-1A (41,42,43,44,46)	0.94	0.29%	2,126.59	92,554.53	0.00%		28.54	0.00	30.64	-	2.10
D2 (NOR)	1.92	0.59%	2,877.09	25,140.44	0.01%	200.00	26.85	200.00	28.82	-	1.97
D-1B(T) Peak	3.44	1.06%		61,886.10	0.01%	200.00	20.61	200.00	22.12	-	1.51
D-1B(T) Off-Peak	5.73	1.76%	38.35	-	#DIV/0!	200.00	22.91	200.00	24.59	-	1.68
D-1B(T) Peak (SUB)	0.37	0.11%	523.70	6,522.17		200.00	26.86	200.00	28.83	-	1.97
D-1B(T) Off-Peak	0.25	0.08%	3,704.27	-		200.00	18.41	200.00	19.76	-	1.35
	12.65	3.88%	**9,270.00**	**186,103.24**							
Public Lighting - Tariff G											
G(I)	2.25	0.69%	425.00	13,029.28			24.01	0.00	25.77	-	1.76
Housing Colonies - Tariff H											
H(1)	0.15	0.05%	19.00	2,333.84	0.01%		24.01	0.00	25.77	-	1.76
AJK Bulk Supply											
A-3 (66) General Supply	28.68	8.79%	14,383.66	106,026.80	0.03%		22.55	0.00	24.21	-	1.66
Total	**326.21**	**100.00%**	**818,816.00**	**1,584,827.19**	0.02%					-	-

Sukkur Electric Power Company Ltd.

FORM - 26

SUKKUR ELECTRIC POWR COMPANY LTD.

Existing & Proposed Tariff Statement

FY 2020-21

Description	4th Qtr	Sales Mix	No. of Consumers	Sanctioned Load	Load Factor	Determined & Notified Tariff FY 2019-20		Proposed New Tariff FY 2020-21		Difference	
						Fixed Charge	Variable Charge	Fixed Charge	Variable Charge	Fixed Charge	Variable Charge
	(MkWh)	(%age)		(kW)	(%age)	(Rs/kW/M)	(Rs/kWh)	(Rs/kW/M)	(Rs/kWh)	(Rs/kW/M)	(Rs/kWh)
Residential - A1											
Upto - 50	12.20	1.42%	68,102.00	106,026.80	0.01%	75.00	4.00	75.00	4.00	-	-
1-100 GoP Tariff	185.09	21.47%	285,639.00	104,390.56		150.00	17.28		18.55		1.27
101 - 200 GoP Tariff	130.10	15.09%	119,536.00	176,039.97	0.08%	0.00	20.31	0.00	21.80	-	1.49
201 - 300 GoP Tariff	102.08	11.84%	76,084.00	98,175.66		0.00	23.00	0.00	24.69	-	1.69
301 - 700 GoP Tariff	58.21	6.75%	75,586.00	146,374.79	0.05%	0.00	24.61	0.00	26.42	-	1.81
Above -700 GoP	8.83	1.02%	26,480.00	46,954.85	0.02%	0.00	26.99	0.00	28.97	-	1.98
A-1B(03) T Peak	0.56	0.06%	-	26,754.25	0.00%	0.00	27.00	0.00	28.98	-	1.98
A-1B(03) T Off- Peak	2.94	0.34%	2,356.00	-		0.00	21.05	0.00	22.60	-	1.55
E-11(55) Temp.	0.00	0.00%	2.00	8.68		0.00	24.65	0.00	26.46	-	1.81
Sub-Total	**500.01**	58.00%	**654,285**	**704,726**							-
For Peak Load Requirement Upto 20 KW											-
Commercial - A2A (04)	20.87	2.42%	120,691.34	132,383.29		175.00	26.93	175.00	28.91	-	1.98
A-2B(05)	3.91	0.45%	770.00	245.38	1.82%	440.00	24.83	440.00	26.65	-	1.82
A-2C (06) T Peak	6.58	0.76%	-	9,230.06		400.00	26.84	400.00	28.81	-	1.97
A-2C (06) T Off -Peak	31.91	3.70%	4,450.00	66,003.45		400.00	20.89	400.00	22.42	-	1.53
E-1ii(56) TEMP.	-	0.00%	-	-	#DIV/0!	50.00	36.93	50.00	39.64	-	2.71
Sub-Total	**63.26**	7.34%	**125,911.34**	**207,862.19**							
Industrial					#DIV/0!					-	-
Industrial B-1 (07)	4.51	0.52%	4,654.00	66,293.54			28.41	0.00	30.50	-	2.09
B-1(09) PEAK	1.98	0.23%	-	46,136.38	0.00%		27.01	0.00	28.99	-	1.98
B-1(09) OFF-PEAK	19.80	2.30%	5,692.00	-			21.06	0.00	22.61	-	1.55
B-2A (10)	7.47	0.87%	805.00	72,555.27	0.01%	440.00	23.74	440.00	25.48		1.74
B-2B-(12) T Peak	10.16	1.18%	-	188,219.77		440.00	26.84	440.00	28.81		1.97
B-2B-(12) T Off-Peak	69.51	8.06%	2,654.00	-	#DIV/0!	440.00	20.69	440.00	22.21	-	1.52
B-3 (14) T Peak	1.37	0.16%	-	3,018.42		440.00	26.84	440.00	28.81		1.97
B-3 (14) T Off-Peak	7.37	0.85%	36.00	18,880.31	0.04%	420.00	18.59	420.00	19.96		1.37
B-4 (17) - Peak	0.81	0.09%	-	11,944.46	0.01%	420.00	26.40	420.00	28.34		1.94
B-4 (17) - Off Peak	5.25	0.61%	3.00	-	#DIV/0!	400.00	20.49	400.00	21.99	-	1.50
E-2 (58) Temp	0.40	0.05%	18.00	-	#DIV/0!		24.41	0.00	26.20	-	1.79
Sub-Total	**128.63**	14.92%	**13,917.00**	**407,048.15**							
Single Point Supply for Further Distribution											
C-1A (19)	1.23	0.14%	186.00	2,771.23			29.71	0.00	31.89	-	2.18
C-1B (25)	10.00	1.16%	175.00	18,303.06	0.06%	440.00	26.94	440.00	28.92	-	1.98
C-1C(26)T Peak	1.83	0.21%	20.00	11,620.23	0.02%	440.00	26.84	440.00	28.81	-	1.97
C-1C(26)T Off Peak	11.20	1.30%	155.00	-	#DIV/0!	440.00	20.89	440.00	22.42	-	1.53
C-2A (28)	4.01	0.46%	16.00	-	#DIV/0!	420.00	24.04	420.00	25.81	-	1.77
C-2B (29)T Peak	4.31	0.50%	40.00	7,424.33	0.07%	420.00	26.84	420.00	28.81	-	1.97
C-2B(29)T Off-Peak	22.07	2.56%	13.00	17,579.27		420.00	20.69	420.00	22.21	-	1.52
Sub-Total	**54.64**	6.34%	**605.00**	**57,698.13**							
Agriculture Tubewell - Tariff D											
Agriculture D-1A (41,42,43,44,46)	2.48	0.29%	2,126.59	92,554.53	0.00%		28.54	0.00	30.64	-	2.10
D2 (NOR)	5.09	0.59%	2,877.09	25,140.44	0.02%	200.00	26.85	200.00	28.82	-	1.97
D-1B(T) Peak	9.10	1.06%		61,886.10	0.02%	200.00	20.61	200.00	22.12	-	1.51
D-1B(T) Off-Peak	15.14	1.76%	38.35	-	#DIV/0!	200.00	22.91	200.00	24.59	-	1.68
D-1B(T) Peak (SUB)	0.97	0.11%	523.70	6,522.17		200.00	26.86	200.00	28.83	-	1.97
D-1B(T) Off-Peak	0.67	0.08%	3,704.27	-		200.00	18.41	200.00	19.76	-	1.35
	33.44	3.88%	**9,270.00**	**186,103.24**							
Public Lighting - Tariff G											
G(I)	5.94	0.69%	425.00	13,029.28			24.01	0.00	25.77	-	1.76
Housing Colonies - Tariff H											
H(1)	0.40	0.05%	19.00	2,333.84	0.02%		24.01	0.00	25.77	-	1.76
AJK Bulk Supply											
A-3 (66) General Supply	75.79	8.79%	14,383.66	106,026.80	0.08%		22.55	0.00	24.21	-	1.66
Total	**862.11**	**100.00%**	**818,316.00**	**1,684,827.19**	0.06%					-	-

Sukkur Electric Power Company Ltd.

FORM - 26

SUKKUR ELECTRIC POWR COMPANY LTD.

Existing & Proposed Tariff Statement

FY 2021-22

Description	Jul-21	Sales Mix	No. of Consumers	Sanctioned Load	Load Factor	Determined & Notified Tariff FY 2019-20		Proposed New Tariff FY 2021-22		Difference	
						Fixed Charge	Variable Charge	Fixed Charge	Variable Charge	Fixed Charge	Variable Charge
	(MkWh)	(%age)		(kW)	(%age)	(Rs/kW/M)	(Rs/kWh)	(Rs/kW/M)	(Rs/kWh)	(Rs/kW/M)	(Rs/kWh)
Residential - A1											
Upto - 50	3.89	1.42%	68,102.00	106,026.80	0.00%	75.00	4.00	75.00	4.00	-	-
1-100 GoP Tariff	58.98	21.47%	325,639.00	104,390.56		150.00	17.28		20.18		2.90
101 - 200 GoP Tariff	41.46	15.09%	119,536.00	176,039.97	0.03%	0.00	20.31	0.00	23.72	-	3.41
201 - 300 GoP Tariff	32.53	11.84%	76,084.00	98,175.66		0.00	23.00	0.00	26.87	-	3.87
301 - 700 GoP Tariff	18.55	6.75%	75,586.00	146,374.79	0.01%	0.00	24.61	0.00	28.75	-	4.14
Above -700 GoP	2.81	1.02%	26,480.00	46,954.85	0.01%	0.00	26.99	0.00	31.53	-	4.54
A-1B(03) T Peak	0.18	0.06%	-	26,754.25	0.00%	0.00	27.00	0.00	31.54	-	4.54
A-1B(03) T Off- Peak	0.94	0.34%	2,356.00	-		0.00	21.05	0.00	24.59	-	3.54
E-11(55) Temp.	0.00	0.00%	2.00	8.68		0.00	24.65	0.00	28.79	-	4.14
Sub-Total	**159.34**	58.00%	**694,285**	**704,726**							-
For Peak Load Requirement Upto 20 KW											-
Commercial - A2A (04)	6.65	2.42%	120,691.34	132,383.29		175.00	26.93	175.00	31.46	-	4.53
A-2B(05)	1.25	0.45%	770.00	245.38	0.58%	440.00	24.83	440.00	29.00	-	4.17
A-2C (06) T Peak	2.10	0.76%	-	9,230.06		400.00	26.84	400.00	31.35	-	4.51
A-2C (06) T Off -Peak	10.17	3.70%	4,450.00	66,003.45		400.00	20.89	400.00	24.40	-	3.51
E-1ii(56) TEMP.		0.00%	-	-	#DIV/0!	50.00	36.93	50.00	43.14	-	6.21
Sub-Total	**20.16**	7.34%	**125,911.34**	**207,862.19**							
Industrial					#DIV/0!					-	-
Industrial B-1 (07)	1.44	0.52%	4,654.00	66,293.54			28.41	0.00	33.19	-	4.78
B-1(09) PEAK	0.63	0.23%	-	46,136.38	0.00%		27.01	0.00	31.55	-	4.54
B-1(09) OFF-PEAK	6.31	2.30%	5,692.00	-			21.06	0.00	24.60	-	3.54
B-2A (10)	2.38	0.87%	805.00	72,555.27	0.00%	440.00	23.74	440.00	27.73		3.99
B-2B-(12) T Peak	3.24	1.18%	-	188,219.77		440.00	26.84	440.00	31.35		4.51
B-2B-(12) T Off-Peak	22.15	8.06%	2,654.00	-	#DIV/0!	440.00	20.69	440.00	24.17	-	3.48
B-3 (14) T Peak	0.44	0.16%	-	3,018.42		440.00	26.84	440.00	31.35		4.51
B-3 (14) T Off-Peak	2.35	0.85%	36.00	18,880.31	0.01%	420.00	18.59	420.00	21.72		3.13
B-4 (17) - Peak	0.26	0.09%	-	11,944.46	0.00%	420.00	26.40	420.00	30.84		4.44
B-4 (17) - Off Peak	1.67	0.61%	3.00	-	#DIV/0!	400.00	20.49	400.00	23.93	-	3.44
E-2 (58) Temp	0.13	0.05%	18.00	-	#DIV/0!		24.41	0.00	28.51	-	4.10
Sub-Total	**40.99**	14.92%	**13,917.00**	**407,048.15**							
Single Point Supply for Further Distribution											
C-1A (19)	0.39	0.14%	186.00	2,771.23			29.71	0.00	34.70	-	4.99
C-1B (25)	3.19	1.16%	175.00	18,303.06	0.02%	440.00	26.94	440.00	31.47	-	4.53
C-1C(26)T Peak	0.58	0.21%	20.00	11,620.23	0.01%	440.00	26.84	440.00	31.35	-	4.51
C-1C(26)T Off Peak	3.57	1.30%	155.00	-	#DIV/0!	440.00	20.89	440.00	24.40	-	3.51
C-2A (28)	1.28	0.46%	16.00	-	#DIV/0!	420.00	24.04	420.00	28.08	-	4.04
C-2B (29)T Peak	1.37	0.50%	40.00	7,424.33	0.02%	420.00	26.84	420.00	31.35	-	4.51
C-2B(29)T Off-Peak	7.03	2.56%	13.00	17,579.27		420.00	20.69	420.00	24.17	-	3.48
Sub-Total	**17.41**	6.34%	**605.00**	**57,698.13**							
Agriculture Tubewell - Tariff D											
Agriculture D-1A (41,42,43,44,46)	0.79	0.29%	2,126.59	92,554.53	0.00%		28.54	0.00	33.34	-	4.80
D2 (NOR)	1.62	0.59%	2,877.09	25,140.44	0.01%	200.00	26.85	200.00	31.36	-	4.51
D-1B(T) Peak	2.90	1.06%		61,886.10	0.01%	200.00	20.61	200.00	24.07	-	3.46
D-1B(T) Off-Peak	4.83	1.76%	38.35	-	#DIV/0!	200.00	22.91	200.00	26.76	-	3.85
D-1B(T) Peak (SUB)	0.31	0.11%	523.70	6,522.17		200.00	26.86	200.00	31.38	-	4.52
D-1B(T) Off-Peak	0.21	0.08%	3,704.27	-		200.00	18.41	200.00	21.50	-	3.09
	10.66	3.88%	**9,270.00**	**186,103.24**							
Public Lighting - Tariff G											
G(I)	1.89	0.69%	425.00	13,029.28			24.01	0.00	28.05	-	4.04
Housing Colonies - Tariff H											
H(1)	0.13	0.05%	19.00	2,333.84	0.01%		24.01	0.00	28.05	-	4.04
AJK Bulk Supply											
A-3 (66) General Supply	24.15	8.79%	14,383.66	106,026.80	0.03%		22.55	0.00	26.34	-	3.79
Total	274.72	100.00%	858,816	1,684,827.19	0.02%					-	-

Sukkur Electric Power Company Ltd.

FORM - 26

SUKKUR ELECTRIC POWR COMPANY LTD.

Existing & Proposed Tariff Statement

FY 2021-22

Description	Aug-21	Sales Mix	No. of Consumers	Sanctioned Load	Load Factor	Determined & Notified Tariff FY 2019-20		Proposed New Tariff FY 2021-22		Difference	
						Fixed Charge	Variable Charge	Fixed Charge	Variable Charge	Fixed Charge	Variable Charge
	(MkWh)	(%age)		(kW)	(%age)	(Rs/kW/M)	(Rs/kWh)	(Rs/kW/M)	(Rs/kWh)	(Rs/kW/M)	(Rs/kWh)
Residential - A1											
Upto - 50	4.43	1.42%	68,102.00	106,026.80	0.00%	75.00	4.00	75.00	4.00	-	-
1-100 GoP Tariff	67.16	21.47%	325,639.00	104,390.56		150.00	17.28		20.18		2.90
101 - 200 GoP Tariff	47.21	15.09%	119,536.00	176,039.97	0.03%	0.00	20.31	0.00	23.72	-	3.41
201 - 300 GoP Tariff	37.04	11.84%	76,084.00	98,175.66		0.00	23.00	0.00	26.87	-	3.87
301 - 700 GoP Tariff	21.12	6.75%	75,586.00	146,374.79	0.02%	0.00	24.61	0.00	28.75	-	4.14
Above -700 GoP	3.20	1.02%	26,480.00	46,954.85	0.01%	0.00	26.99	0.00	31.53	-	4.54
A-1B(03) T Peak	0.20	0.06%	-	26,754.25	0.00%	0.00	27.00	0.00	31.54	-	4.54
A-1B(03) T Off- Peak	1.07	0.34%	2,856.00	-		0.00	21.05	0.00	24.59	-	3.54
E-11(55) Temp.	0.00	0.00%	2.00	8.68		0.00	24.65	0.00	28.79	-	4.14
Sub-Total	**181.44**	58.00%	**694,285**	**704,726**							-
For Peak Load Requirement Upto 20 KW											-
Commercial - A2A (04)	7.57	2.42%	120,691.34	132,383.29		175.00	26.93	175.00	31.46	-	4.53
A-2B(05)	1.42	0.45%	770.00	245.38	0.66%	440.00	24.83	440.00	29.00	-	4.17
A-2C (06) T Peak	2.39	0.76%	-	9,230.06		400.00	26.84	400.00	31.35	-	4.51
A-2C (06) T Off -Peak	11.58	3.70%	4,450.00	66,003.45		400.00	20.89	400.00	24.40	-	3.51
E-1ii(56) TEMP.		0.00%	-	-	#DIV/0!	50.00	36.93	50.00	43.14	-	6.21
Sub-Total	**22.96**	7.34%	**125,911.34**	**207,862.19**							
Industrial					#DIV/0!					-	-
Industrial B-1 (07)	1.64	0.52%	4,654.00	66,293.54			28.41	0.00	33.19	-	4.78
B-1(09) PEAK	0.72	0.23%	-	46,136.38	0.00%		27.01	0.00	31.55	-	4.54
B-1(09) OFF-PEAK	7.18	2.30%	5,692.00	-			21.06	0.00	24.60	-	3.54
B-2A (10)	2.71	0.87%	805.00	72,555.27	0.00%	440.00	23.74	440.00	27.73		3.99
B-2B-(12) T Peak	3.69	1.18%	-	188,219.77		440.00	26.84	440.00	31.35		4.51
B-2B-(12) T Off-Peak	25.22	8.06%	2,654.00	-	#DIV/0!	440.00	20.69	440.00	24.17	-	3.48
B-3 (14) T Peak	0.50	0.16%	-	3,018.42		440.00	26.84	440.00	31.35		4.51
B-3 (14) T Off-Peak	2.67	0.85%	36.00	18,880.31	0.02%	420.00	18.59	420.00	21.72		3.13
B-4 (17) - Peak	0.29	0.09%	-	11,944.46	0.00%	420.00	26.40	420.00	30.84		4.44
B-4 (17) - Off Peak	1.91	0.61%	3.00	-	#DIV/0!	400.00	20.49	400.00	23.93	-	3.44
E-2 (58) Temp	0.15	0.05%	18.00	-	#DIV/0!		24.41	0.00	28.51	-	4.10
Sub-Total	**46.67**	14.92%	**13,917.00**	**407,048.15**							
Single Point Supply for Further Distribution											
C-1A (19)	0.44	0.14%	186.00	2,771.23			29.71	0.00	34.70	-	4.99
C-1B (25)	3.63	1.16%	175.00	18,303.06	0.02%	440.00	26.94	440.00	31.47	-	4.53
C-1C(26)T Peak	0.67	0.21%	20.00	11,620.23	0.01%	440.00	26.84	440.00	31.35	-	4.51
C-1C(26)T Off Peak	4.06	1.30%	155.00	-	#DIV/0!	440.00	20.89	440.00	24.40	-	3.51
C-2A (28)	1.45	0.46%	16.00	-	#DIV/0!	420.00	24.04	420.00	28.08	-	4.04
C-2B (29)T Peak	1.56	0.50%	40.00	7,424.33	0.02%	420.00	26.84	420.00	31.35	-	4.51
C-2B(29)T Off-Peak	8.01	2.56%	13.00	17,579.27		420.00	20.69	420.00	24.17	-	3.48
Sub-Total	**19.83**	6.34%	**605.00**	**57,698.13**							
Agriculture Tubewell - Tariff D											
Agriculture D-1A (41,42,43,44,46)	0.90	0.29%	2,126.59	92,554.53	0.00%		28.54	0.00	33.34	-	4.80
D2 (NOR)	1.85	0.59%	2,877.09	25,140.44	0.01%	200.00	26.85	200.00	31.36	-	4.51
D-1B(T) Peak	3.30	1.06%		61,886.10	0.01%	200.00	20.61	200.00	24.07	-	3.46
D-1B(T) Off-Peak	5.49	1.76%	38.35	-	#DIV/0!	200.00	22.91	200.00	26.76	-	3.85
D-1B(T) Peak (SUB)	0.35	0.11%	523.70	6,522.17		200.00	26.86	200.00	31.38	-	4.52
D-1B(T) Off-Peak	0.24	0.08%	3,704.27	-		200.00	18.41	200.00	21.50	-	3.09
	12.13	3.88%	**9,270.00**	**186,103.24**							
Public Lighting - Tariff G											
G(I)	2.15	0.69%	425.00	13,029.28			24.01	0.00	28.05	-	4.04
Housing Colonies - Tariff H											
H(1)	0.14	0.05%	19.00	2,333.84	0.01%		24.01	0.00	28.05	-	4.04
AJK Bulk Supply											
A-3 (66) General Supply	27.50	8.79%	14,383.66	106,026.80	0.03%		22.55	0.00	26.34	-	3.79
Total	**312.83**	**100.00%**	**858,816**	**1,684,827.19**	0.02%					-	-

Sukkur Electric Power Company Ltd.

FORM - 26

SUKKUR ELECTRIC POWR COMPANY LTD.

Existing & Proposed Tariff Statement

FY 2021-22

Description	Sep-21	Sales Mix	No. of Consumers	Sanctioned Load	Load Factor	Determined & Notified Tariff FY 2019-20		Proposed New Tariff FY 2021-22		Difference	
						Fixed Charge	Variable Charge	Fixed Charge	Variable Charge	Fixed Charge	Variable Charge
	(MkWh)	(%age)		kW	(%age)	(Rs/kW/M)	(Rs/kWh)	(Rs/kW/M)	(Rs/kWh)	(Rs/kW/M)	(Rs/kWh)
Residential - A1											
Upto - 50	4.01	1.42%	68,102.00	106,026.80	0.00%	75.00	4.00	75.00	4.00	-	-
1-100 GoP Tariff	60.76	21.47%	325,639.00	104,390.56		150.00	17.28		20.18		2.90
101 - 200 GoP Tariff	42.71	15.09%	119,536.00	175,039.97	0.03%	0.00	20.31	0.00	23.72	-	3.41
201 - 300 GoP Tariff	33.51	11.84%	76,084.00	98,175.66		0.00	23.00	0.00	26.87	-	3.87
301 - 700 GoP Tariff	19.11	6.75%	75,586.00	146,374.79	0.01%	0.00	24.61	0.00	28.75	-	4.14
Above -700 GoP	2.90	1.02%	26,480.00	46,954.85	0.01%	0.00	26.99	0.00	31.53	-	4.54
A-1B(03) T Peak	0.18	0.06%	-	26,754.25	0.00%	0.00	27.00	0.00	31.54	-	4.54
A-1B(03) T Off- Peak	0.96	0.34%	2,856.00	-		0.00	21.05	0.00	24.59	-	3.54
E-11(55) Temp.	0.00	0.00%	2.00	8.68		0.00	24.65	0.00	28.79	-	4.14
Sub-Total	164.14	58.00%	694,285	704,726							-
For Peak Load Requirement Upto 20 KW											-
Commercial - A2A (04)	6.85	2.42%	120,691.34	132,383.29		175.00	26.93	175.00	31.46	-	4.53
A-2B(05)	1.28	0.45%	770.00	245.38	0.60%	440.00	24.83	440.00	29.00	-	4.17
A-2C (06) T Peak	2.16	0.76%	-	9,230.06		400.00	26.84	400.00	31.35	-	4.51
A-2C (06) T Off -Peak	10.47	3.70%	4,450.00	66,003.45		400.00	20.89	400.00	24.40	-	3.51
E-1ii(56) TEMP.		0.00%	-	-	#DIV/0!	50.00	36.93	50.00	43.14	-	6.21
Sub-Total	20.77	7.34%	125,911.34	207,862.19							
Industrial					#DIV/0!					-	-
Industrial B-1 (07)	1.48	0.52%	4,654.00	66,293.54			28.41	0.00	33.19	-	4.78
B-1(09) PEAK	0.65	0.23%	-	46,136.38	0.00%		27.01	0.00	31.55	-	4.54
B-1(09) OFF-PEAK	6.50	2.30%	5,692.00	-			21.06	0.00	24.60	-	3.54
B-2A (10)	2.45	0.87%	805.00	72,555.27	0.00%	440.00	23.74	440.00	27.73		3.99
B-2B-(12) T Peak	3.33	1.18%	-	188,219.77		440.00	26.84	440.00	31.35		4.51
B-2B-(12) T Off-Peak	22.82	8.06%	2,654.00	-	#DIV/0!	440.00	20.69	440.00	24.17	-	3.48
B-3 (14) T Peak	0.45	0.16%	-	3,018.42		440.00	26.84	440.00	31.35		4.51
B-3 (14) T Off-Peak	2.42	0.85%	36.00	18,880.31	0.01%	420.00	18.59	420.00	21.72		3.13
B-4 (17) - Peak	0.27	0.09%	-	11,944.46	0.00%	420.00	26.40	420.00	30.84		4.44
B-4 (17) - Off Peak	1.72	0.61%	3.00	-	#DIV/0!	400.00	20.49	400.00	23.93	-	3.44
E-2 (58) Temp	0.13	0.05%	19.00	-	#DIV/0!		24.41	0.00	28.51	-	4.10
Sub-Total	42.22	14.92%	13,917.00	407,048.15							
Single Point Supply for Further Distribution											
C-1A (19)	0.40	0.14%	186.00	2,771.23			29.71	0.00	34.70	-	4.99
C-1B (25)	3.28	1.16%	175.00	18,303.06	0.02%	440.00	26.94	440.00	31.47	-	4.53
C-1C(26)T Peak	0.60	0.21%	20.00	11,620.23	0.01%	440.00	26.84	440.00	31.35	-	4.51
C-1C(26)T Off Peak	3.38	1.20%	155.00	-	#DIV/0!	440.00	20.89	440.00	24.40	-	3.51
C-2A (28)	1.32	0.46%	16.00	-	#DIV/0!	420.00	24.04	420.00	28.08	-	4.04
C-2B (29)T Peak	1.41	0.50%	40.00	7,424.33	0.02%	420.00	26.84	420.00	31.35	-	4.51
C-2B(29)T Off-Peak	7.24	2.56%	13.00	17,579.27		420.00	20.69	420.00	24.17	-	3.48
Sub-Total	17.94	6.34%	605.00	57,698.13							
Agriculture Tubewell - Tariff D											
Agriculture D-1A (41,42,43,44,46)	0.81	0.29%	2,126.59	92,554.53	0.00%		28.54	0.00	33.34	-	4.80
D2 (NOR)	1.67	0.59%	2,877.09	25,140.44	0.01%	200.00	26.85	200.00	31.36	-	4.51
D-1B(T) Peak	2.99	1.06%		61,886.10	0.01%	200.00	20.61	200.00	24.07	-	3.46
D-1B(T) Off-Peak	4.97	1.76%	38.35	-	#DIV/0!	200.00	22.91	200.00	26.76	-	3.85
D-1B(T) Peak (SUB)	0.32	0.11%	523.70	6,522.17		200.00	26.86	200.00	31.38	-	4.52
D-1B(T) Off-Peak	0.22	0.08%	3,704.27	-		200.00	18.41	200.00	21.50	-	3.09
	10.98	3.88%	9,270.00	186,103.24							
Public Lighting - Tariff G											
G(1)	1.95	0.69%	425.00	13,029.28			24.01	0.00	28.05	-	4.04
Housing Colonies - Tariff H											
H(1)	0.13	0.05%	19.00	2,333.84	0.01%		24.01	0.00	28.05	-	4.04
AJK Bulk Supply											
A-3 (66) General Supply	24.88	8.79%	14,383.66	106,026.80	0.03%		22.55	0.00	26.34	-	3.79
Total	283.00	100.00%	858,315	1,684,827.19	0.02%					-	-

Sukkur Electric Power Company Ltd.

FORM - 26

SUKKUR ELECTRIC POWR COMPANY LTD.

Existing & Proposed Tariff Statement

FY 2021-22

Description	1st Qtr.	Sales Mix	No. of Consumers	Sanctioned Load	Load Factor	Determined & Notified Tariff FY 2019-20		Proposed New Tariff FY 2021-22		Difference	
						Fixed Charge	Variable Charge	Fixed Charge	Variable Charge	Fixed Charge	Variable Charge
	(MkWh)	(%age)		(kW)	(%age)	(Rs/kW/M)	(Rs/kWh)	(Rs/kW/M)	(Rs/kWh)	(Rs/kW/M)	(Rs/kWh)
Residential - A1											
Upto - 50	12.32	1.42%	68,102.00	106,026.80	0.01%	75.00	4.00	75.00	4.00	-	-
1-100 GoP Tariff	186.91	21.47%	325,639.00	104,390.56		150.00	17.28		20.18		2.90
101 - 200 GoP Tariff	131.38	15.09%	119,536.00	176,039.97	0.09%	0.00	20.31	0.00	23.72	-	3.41
201 - 300 GoP Tariff	103.08	11.84%	76,084.00	98,175.66		0.00	23.00	0.00	26.87	-	3.87
301 - 700 GoP Tariff	58.78	6.75%	75,586.00	146,374.79	0.05%	0.00	24.61	0.00	28.75	-	4.14
Above -700 GoP	8.91	1.02%	25,480.00	46,954.85	0.02%	0.00	26.99	0.00	31.53	-	4.54
A-1B(03) T Peak	0.56	0.06%	-	26,754.25	0.00%	0.00	27.00	0.00	31.54	-	4.54
A-1B(03) T Off- Peak	2.96	0.34%	2,856.00	-		0.00	21.05	0.00	24.59	-	3.54
E-11(55) Temp.	0.00	0.00%	2.00	8.68		0.00	24.65	0.00	28.79	-	4.14
Sub-Total	**504.91**	58.00%	**694,285**	**704,726**							-
For Peak Load Requirement Upto 20 KW											-
Commercial - A2A (04)	21.07	2.42%	120,691.34	132,383.29		175.00	26.93	175.00	31.46	-	4.53
A-2B(05)	3.95	0.45%	770.00	245.38	1.84%	440.00	24.83	440.00	29.00	-	4.17
A-2C (06) T Peak	6.64	0.76%	-	9,230.06		400.00	26.84	400.00	31.35	-	4.51
A-2C (06) T Off -Peak	32.22	3.70%	4,450.00	66,003.45		400.00	20.89	400.00	24.40	-	3.51
E-1ii(56) TEMP.	-	0.00%	-	-	#DIV/0!	50.00	36.93	50.00	43.14	-	6.21
Sub-Total	**63.88**	7.34%	**125,911.34**	**207,862.19**							
Industrial					#DIV/0!					-	-
Industrial B-1 (07)	4.56	0.52%	4,654.00	66,293.54			28.41	0.00	33.19	-	4.78
B-1(09) PEAK	2.00	0.23%	-	46,136.38	0.00%		27.01	0.00	31.55	-	4.54
B-1(09) OFF-PEAK	19.99	2.30%	5,692.00	-			21.06	0.00	24.60	-	3.54
B-2A (10)	7.54	0.87%	805.00	72,555.27	0.01%	440.00	23.74	440.00	27.73		3.99
B-2B-(12) T Peak	10.26	1.18%	-	188,219.77		440.00	26.84	440.00	31.35		4.51
B-2B-(12) T Off-Peak	70.19	8.06%	2,654.00	-	#DIV/0!	440.00	20.69	440.00	24.17	-	3.48
B-3 (14) T Peak	1.38	0.16%	-	3,018.42		440.00	26.84	440.00	31.35		4.51
B-3 (14) T Off-Peak	7.44	0.85%	36.00	18,880.31	0.04%	420.00	18.59	420.00	21.72		3.13
B-4 (17) - Peak	0.82	0.09%	-	11,944.46	0.01%	420.00	26.40	420.00	30.84		4.44
B-4 (17) - Off Peak	5.31	0.61%	3.00	-	#DIV/0!	400.00	20.49	400.00	23.93	-	3.44
E-2 (58) Temp	0.41	0.05%	18.00	-	#DIV/0!		24.41	0.00	28.51	-	4.10
Sub-Total	**129.89**	14.92%	**13,917.00**	**407,048.15**							
Single Point Supply for Further Distribution											
C-1A (19)	1.24	0.14%	186.00	2,771.23			29.71	0.00	34.70	-	4.99
C-1B (23)	10.10	1.16%	175.00	18,303.06	0.06%	440.00	26.94	440.00	31.47	-	4.53
C-1C(26)T Peak	1.85	0.21%	20.00	11,620.23	0.02%	440.00	26.84	440.00	31.35	-	4.51
C-1C(26)T Off Peak	11.31	1.30%	155.00	-	#DIV/0!	440.00	20.89	440.00	24.40	-	3.51
C-2A (28)	4.05	0.46%	16.00	-	#DIV/0!	420.00	24.04	420.00	28.08	-	4.04
C-2B (29)T Peak	4.35	0.50%	40.00	7,424.33	0.07%	420.00	26.84	420.00	31.35	-	4.51
C-2B(29)T Off-Peak	22.28	2.56%	13.00	17,579.27		420.00	20.69	420.00	24.17	-	3.48
Sub-Total	**55.18**	6.34%	**605.00**	**57,698.13**							
Agriculture Tubewell - Tariff D											
Agriculture D-1A (41,42,43,44,46)	2.50	0.29%	2,126.59	92,554.53	0.00%		28.54	0.00	33.34	-	4.80
D2 (NOR)	5.14	0.59%	2,877.09	25,140.44	0.02%	200.00	26.85	200.00	31.36	-	4.51
D-1B(T) Peak	9.19	1.06%		61,886.10	0.02%	200.00	20.61	200.00	24.07	-	3.46
D-1B(T) Off-Peak	15.29	1.76%	38.35	-	#DIV/0!	200.00	22.91	200.00	26.76	-	3.85
D-1B(T) Peak (SUB)	0.98	0.11%	523.70	6,522.17		200.00	25.86	200.00	31.38	-	4.52
D-1B(T) Off-Peak	0.68	0.08%	3,704.27	-		200.00	18.41	200.00	21.50	-	3.09
	33.77	3.88%	**9,270.00**	**186,103.24**							
Public Lighting - Tariff G											
G(I)	6.00	0.69%	425.00	13,029.28			24.01	0.00	28.05	-	4.04
Housing Colonies - Tariff H											
H(1)	0.40	0.05%	19.00	2,333.84	0.02%		24.01	0.00	28.05	-	4.04
AJK Bulk Supply											
A-3 (66) General Supply	76.54	8.79%	14,383.66	106,026.80	0.08%		22.55	0.00	26.34	-	3.79
Total	**870.56**	**100.00%**	**858,815**	**1,684,827.19**	0.06%					-	-

Sukkur Electric Power Company Ltd.

FORM - 26

SUKKUR ELECTRIC POWR COMPANY LTD.

Existing & Proposed Tariff Statement

FY 2021-22

Description	Oct-21	Sales Mix	No. of Consumers	Sanctioned Load	Load Factor	Determined & Notified Tariff FY 2019-20		Proposed New Tariff FY 2021-22		Difference	
						Fixed Charge	Variable Charge	Fixed Charge	Variable Charge	Fixed Charge	Variable Charge
	(MkWh)	(%age)		(kW)	(%age)	(Rs/kW/M)	(Rs/kWh)	(Rs/kW/M)	(Rs/kWh)	(Rs/kW/M)	(Rs/kWh)
Residential - A1											
Upto - 50	3.76	1.42%	68,102.00	106,026.30	0.00%	75.00	4.00	75.00	4.00	-	-
1-100 GoP Tariff	57.01	21.47%	325,639.00	104,390.56		150.00	17.28		20.18		2.90
101 - 200 GoP Tariff	40.07	15.09%	119,536.00	176,039.97	0.03%	0.00	20.31	0.00	23.72	-	3.41
201 - 300 GoP Tariff	31.44	11.84%	76,084.00	98,175.66		0.00	23.00	0.00	26.87	-	3.87
301 - 700 GoP Tariff	17.93	6.75%	75,586.00	146,374.79	0.01%	0.00	24.61	0.00	28.75	-	4.14
Above -700 GoP	2.72	1.02%	26,480.00	46,954.85	0.01%	0.00	26.99	0.00	31.53	-	4.54
A-1B(03) T Peak	0.17	0.06%	-	26,754.25	0.00%	0.00	27.00	0.00	31.54	-	4.54
A-1B(03) T Off- Peak	0.90	0.34%	2,856.00	-		0.00	21.05	0.00	24.59	-	3.54
E-11(55) Temp.	0.00	0.00%	2.00	8.88		0.00	24.65	0.00	28.79	-	4.14
Sub-Total	**154.01**	58.00%	**694,285**	**704,726**							-
For Peak Load Requirement Upto 20 KW											-
Commercial - A2A (04)	6.43	2.42%	120,691.34	132,383.29		175.00	26.93	175.00	31.46	-	4.53
A-2B(05)	1.21	0.45%	770.00	245.38	0.56%	440.00	24.83	440.00	29.00	-	4.17
A-2C (06) T Peak	2.03	0.76%	-	9,230.06		400.00	26.84	400.00	31.35	-	4.51
A-2C (06) T Off -Peak	9.83	3.70%	4,450.00	66,003.45		400.00	20.89	400.00	24.40	-	3.51
E-1ii(56) TEMP.		0.00%	-	-	#DIV/0!	50.00	36.93	50.00	43.14	-	6.21
Sub-Total	**19.49**	7.34%	**125,911.34**	**207,862.19**							
Industrial					#DIV/0!					-	-
Industrial B-1 (07)	1.39	0.52%	4,554.00	66,293.54			28.41	0.00	33.19	-	4.78
B-1(09) PEAK	0.61	0.23%	-	46,136.38	0.00%		27.01	0.00	31.55	-	4.54
B-1(09) OFF-PEAK	6.10	2.30%	5,692.00	-			21.06	0.00	24.60	-	3.54
B-2A (10)	2.30	0.87%	805.00	72,555.27	0.00%	440.00	23.74	440.00	27.73		3.99
B-2B-(12) T Peak	3.13	1.18%	-	188,219.77		440.00	26.84	440.00	31.35		4.51
B-2B-(12) T Off-Peak	21.41	8.06%	2,654.00	-	#DIV/0!	440.00	20.69	440.00	24.17	-	3.48
B-3 (14) T Peak	0.42	0.16%	-	3,018.42		440.00	26.84	440.00	31.35		4.51
B-3 (14) T Off-Peak	2.27	0.85%	36.00	18,880.31	0.01%	420.00	18.59	420.00	21.72		3.13
B-4 (17) - Peak	0.25	0.09%	-	11,944.46	0.00%	420.00	26.40	420.00	30.84		4.44
B-4 (17) - Off Peak	1.52	0.57%	3.00	-	#DIV/0!	400.00	20.49	400.00	23.93	-	3.44
E-2 (58) Temp	0.12	0.05%	18.00	-	#DIV/0!		24.41	0.00	28.51	-	4.10
Sub-Total	**39.62**	14.92%	**13,917.00**	**407,048.15**							
Single Point Supply for Further Distribution											
C-1A (19)	0.38	0.14%	186.00	2,771.23			29.71	0.00	34.70	-	4.99
C-1B (25)	3.08	1.16%	175.00	18,303.06	0.02%	440.00	26.94	440.00	31.47	-	4.53
C-1C(26)T Peak	0.57	0.21%	20.00	11,620.23	0.01%	440.00	26.84	440.00	31.35	-	4.51
C-1C(26)T Off Peak	3.45	1.30%	155.00	-	#DIV/0!	440.00	20.89	440.00	24.40	-	3.51
C-2A (28)	1.23	0.46%	16.00	-	#DIV/0!	420.00	24.04	420.00	28.08	-	4.04
C-2B (29)T Peak	1.33	0.50%	40.00	7,424.33	0.02%	420.00	26.84	420.00	31.35	-	4.51
C-2B(29)T Off-Peak	6.30	2.56%	13.00	17,579.27		420.00	20.69	420.00	24.17	-	3.48
Sub-Total	**16.83**	6.34%	**605.00**	**57,698.13**							
Agriculture Tubewell - Tariff D											
Agriculture D-1A (41,42,43,44,46)	0.76	0.29%	2,126.59	92,554.53	0.00%		28.54	0.00	33.34	-	4.80
D2 (NOR)	1.57	0.59%	2,877.09	25,140.44	0.01%	200.00	26.85	200.00	31.36	-	4.51
D-1B(T) Peak	2.80	1.06%		61,886.10	0.01%	200.00	20.61	200.00	24.07	-	3.46
D-1B(T) Off-Peak	4.66	1.76%	38.35	-	#DIV/0!	200.00	22.91	200.00	26.76	-	3.85
D-1B(T) Peak (SUB)	0.30	0.11%	523.70	6,522.17		200.00	26.86	200.00	31.38	-	4.52
D-1B(T) Off-Peak	0.21	0.08%	3,704.27	-		200.00	18.41	200.00	21.50	-	3.09
	10.30	3.88%	**9,270.00**	**186,103.24**							
Public Lighting - Tariff G											
G(I)	1.83	0.69%	425.00	13,029.28			24.01	0.00	28.05	-	4.04
Housing Colonies - Tariff H											
H(1)	0.12	0.05%	19.00	2,333.84	0.01%		24.01	0.00	28.05	-	4.04
AJK Bulk Supply											
A-3 (66) General Supply	23.34	8.79%	14,383.66	106,026.80	0.03%		22.55	0.00	26.34	-	3.79
Total	**265.54**	**100.00%**	**858,816**	**1,684,827.19**	0.02%					-	-

Sukkur Electric Power Company Ltd.

FORM - 26

SUKKUR ELECTRIC POWR COMPANY LTD.

Existing & Proposed Tariff Statement

FY 2021-22

Description	Nov-21	Sales Mix	No. of Consumers	Sanctioned Load	Load Factor	Determined & Notified Tariff FY 2019-20		Proposed New Tariff FY 2021-22		Difference	
						Fixed Charge	Variable Charge	Fixed Charge	Variable Charge	Fixed Charge	Variable Charge
	(MkWh)	(%age)		(kW)	(%age)	(Rs/kW/M)	(Rs/kWh)	(Rs/kW/M)	(Rs/kWh)	(Rs/kW/M)	(Rs/kWh)
Residential - A1											
Upto - 50	2.70	1.42%	68,102.00	106,026.80	0.00%	75.00	4.00	75.00	4.00	-	-
1-100 GoP Tariff	40.93	21.47%	325,639.00	104,390.56		150.00	17.28		20.18		2.90
101 - 200 GoP Tariff	28.77	15.09%	119,536.00	176,039.97	0.02%	0.00	20.31	0.00	23.72	-	3.41
201 - 300 GoP Tariff	22.57	11.84%	76,084.00	98,175.66		0.00	23.00	0.00	26.87	-	3.87
301 - 700 GoP Tariff	12.87	6.75%	75,586.00	146,374.79	0.01%	0.00	24.61	0.00	28.75	-	4.14
Above -700 GoP	1.95	1.02%	26,480.00	46,954.85	0.00%	0.00	26.99	0.00	31.53	-	4.54
A-1B(03) T Peak	0.12	0.06%	-	26,754.25	0.00%	0.00	27.00	0.00	31.54	-	4.54
A-1B(03) T Off- Peak	0.65	0.34%	2,856.00	-		0.00	21.05	0.00	24.59	-	3.54
E-11(55) Temp.	0.00	0.00%	2.00	8.68		0.00	24.65	0.00	28.79	-	4.14
Sub-Total	110.56	58.00%	694,285	704,726							-
For Peak Load Requirement Upto 20 KW											-
Commercial - A2A (04)	4.61	2.42%	120,691.34	132,383.29		175.00	26.93	175.00	31.46	-	4.53
A-2B(05)	0.87	0.45%	770.00	245.38	0.40%	440.00	24.83	440.00	29.00	-	4.17
A-2C (06) T Peak	1.45	0.76%	-	9,230.06		400.00	26.84	400.00	31.35	-	4.51
A-2C (06) T Off -Peak	7.05	3.70%	4,450.00	66,003.45		400.00	20.89	400.00	24.40	-	3.51
E-1ii(56) TEMP.		0.00%	-	-	#DIV/0!	50.00	36.93	50.00	43.14	-	6.21
Sub-Total	13.99	7.34%	125,911.34	207,862.19							
Industrial					#DIV/0!					-	-
Industrial B-1 (07)	1.00	0.52%	4,654.00	66,293.54			28.41	0.00	33.19	-	4.78
B-1(09) PEAK	0.44	0.23%	-	46,136.38	0.00%		27.01	0.00	31.55	-	4.54
B-1(09) OFF-PEAK	4.38	2.30%	5,692.00	-			21.06	0.00	24.60	-	3.54
B-2A (10)	1.65	0.87%	805.00	72,555.27	0.00%	440.00	23.74	440.00	27.73		3.99
B-2B-(12) T Peak	2.25	1.18%	-	188,219.77		440.00	26.84	440.00	31.35		4.51
B-2B-(12) T Off-Peak	15.37	8.06%	2,654.00	-	#DIV/0!	440.00	20.69	440.00	24.17	-	3.48
B-3 (14) T Peak	0.30	0.16%	-	3,018.42		440.00	26.84	440.00	31.35		4.51
B-3 (14) T Off-Peak	1.63	0.85%	36.00	18,880.31	0.01%	420.00	18.59	420.00	21.72		3.13
B-4 (17) - Peak	0.18	0.09%	-	11,944.46	0.00%	420.00	26.40	420.00	30.84		4.44
B-4 (17) - Off Peak	1.16	0.61%	3.00	-	#DIV/0!	400.00	20.49	400.00	23.93	-	3.44
E-2 (58) Temp	0.09	0.05%	18.00	-	#DIV/0!		24.41	0.00	28.51	-	4.10
Sub-Total	28.44	14.92%	13,917.00	407,048.15							
Single Point Supply for Further Distribution											
C-1A (19)	0.27	0.14%	186.00	2,771.23			29.71	0.00	34.70	-	4.99
C-1B (25)	2.21	1.16%	175.00	18,303.06	0.01%	440.00	26.94	440.00	31.47	-	4.53
C-1C(26)T Peak	0.41	0.21%	20.00	11,620.23	0.00%	440.00	26.84	440.00	31.35	-	4.51
C-1C(26)T Off Peak	2.48	1.30%	155.00	-	#DIV/0!	440.00	20.89	440.00	24.40	-	3.51
C-2A (28)	0.89	0.46%	16.00	-	#DIV/0!	420.00	24.04	420.00	28.08	-	4.04
C-2B (29)T Peak	0.95	0.50%	40.00	7,424.33	0.01%	420.00	26.84	420.00	31.35	-	4.51
C-2B(29)T Off-Peak	4.88	2.56%	13.00	17,579.27		420.00	20.69	420.00	24.17	-	3.48
Sub-Total	12.08	6.34%	605.00	57,698.13							
Agriculture Tubewell - Tariff D											
Agriculture D-1A (41,42,43,44,46)	0.55	0.29%	2,126.59	92,554.53	0.00%		28.54	0.00	33.34	-	4.80
D2 (NOR)	1.12	0.59%	2,877.09	25,140.44	0.01%	200.00	26.85	200.00	31.36	-	4.51
D-1B(T) Peak	2.01	1.06%		61,886.10	0.00%	200.00	20.61	200.00	24.07	-	3.46
D-1B(T) Off-Peak	3.35	1.76%	38.35	-	#DIV/0!	200.00	22.91	200.00	26.76	-	3.85
D-1B(T) Peak (SUB)	0.21	0.11%	523.70	6,522.17		200.00	26.86	200.00	31.38	-	4.52
D-1B(T) Off-Peak	0.15	0.08%	3,704.27	-		200.00	18.41	200.00	21.50	-	3.09
	7.39	3.88%	9,270.00	186,103.24							
Public Lighting - Tariff G											
G(1)	1.31	0.69%	425.00	13,029.28			24.01	0.00	28.05	-	4.04
Housing Colonies - Tariff H											
H(1)	0.09	0.05%	19.00	2,333.84	0.00%		24.01	0.00	28.05	-	4.04
AJK Bulk Supply											
A-3 (66) General Supply	16.76	8.79%	14,383.66	106,026.80	0.02%		22.55	0.00	26.34	-	3.79
Total	190.53	100.00%	858,816	1,684,827.19	0.01%					-	-

Sukkur Electric Power Company Ltd.

FORM - 26

SUKKUR ELECTRIC POWR COMPANY LTD.

Existing & Proposed Tariff Statement

FY 2021-22

Description	Dec-21	Sales Mix	No. of Consumers	Sanctioned Load	Load Factor	Determined & Notified Tariff FY 2019-20		Proposed New Tariff FY 2021-22		Difference	
						Fixed Charge	Variable Charge	Fixed Charge	Variable Charge	Fixed Charge	Variable Charge
	(MkWh)	(%age)		(kW)	(%age)	(Rs/kW/M)	(Rs/kWh)	(Rs/kW/M)	(Rs/kWh)	(Rs/kW/M)	(Rs/kWh)
Residential - A1											
Upto - 50	2.54	1.42%	68,102.00	106,026.30	0.00%	75.00	4.00	75.00	4.00	-	-
1-100 GoP Tariff	38.46	21.47%	325,639.00	104,390.56		150.00	17.28		20.18		2.90
101 - 200 GoP Tariff	27.03	15.09%	119,536.00	176,039.97	0.02%	0.00	20.31	0.00	23.72	-	3.41
201 - 300 GoP Tariff	21.21	11.84%	76,084.00	98,175.66		0.00	23.00	0.00	26.87	-	3.87
301 - 700 GoP Tariff	12.10	6.75%	75,586.00	146,374.79	0.01%	0.00	24.61	0.00	28.75	-	4.14
Above -700 GoP	1.83	1.02%	26,480.00	46,954.85	0.00%	0.00	26.99	0.00	31.53	-	4.54
A-1B(03) T Peak	0.12	0.06%	-	26,754.25	0.00%	0.00	27.00	0.00	31.54	-	4.54
A-1B(03) T Off- Peak	0.61	0.34%	2,856.00	-		0.00	21.05	0.00	24.59	-	3.54
E-11(55) Temp.	0.00	0.00%	2.00	8.68		0.00	24.65	0.00	28.79	-	4.14
Sub-Total	**103.90**	58.00%	**694,285**	**704,726**							-
For Peak Load Requirement Upto 20 KW											-
Commercial - A2A (04)	4.34	2.42%	120,691.34	132,383.29		175.00	26.93	175.00	31.46	-	4.53
A-2B(05)	0.81	0.45%	770.00	245.38	0.38%	440.00	24.83	440.00	29.00	-	4.17
A-2C (06) T Peak	1.37	0.76%	-	9,230.06		400.00	26.84	400.00	31.35	-	4.51
A-2C (06) T Off -Peak	6.63	3.70%	4,450.00	66,003.45		400.00	20.89	400.00	24.40	-	3.51
E-1ii(56) TEMP.		0.00%	-	-	#DIV/0!	50.00	36.93	50.00	43.14	-	6.21
Sub-Total	**13.15**	7.34%	**125,911.34**	**207,862.19**							
Industrial					#DIV/0!					-	-
Industrial B-1 (07)	0.94	0.52%	4,654.00	56,293.54			28.41	0.00	33.19	-	4.78
B-1(09) PEAK	0.41	0.23%	-	46,136.38	0.00%		27.01	0.00	31.55	-	4.54
B-1(09) OFF-PEAK	4.11	2.30%	5,692.00	-			21.06	0.00	24.60	-	3.54
B-2A (10)	1.55	0.87%	805.00	72,555.27	0.00%	440.00	23.74	440.00	27.73		3.99
B-2B-(12) T Peak	2.11	1.18%	-	188,219.77		440.00	26.84	440.00	31.35		4.51
B-2B-(12) T Off-Peak	14.44	8.06%	2,654.00	-	#DIV/0!	440.00	20.69	440.00	24.17	-	3.48
B-3 (14) T Peak	0.28	0.16%	-	3,018.42		440.00	26.84	440.00	31.35		4.51
B-3 (14) T Off-Peak	1.53	0.85%	36.00	18,880.31	0.01%	420.00	18.59	420.00	21.72		3.13
B-4 (17) - Peak	0.17	0.09%	-	11,944.46	0.00%	420.00	26.40	420.00	30.84		4.44
B-4 (17) - Off Peak	1.09	0.61%	3.00	-	#DIV/0!	400.00	20.49	400.00	23.93	-	3.44
E-2 (58) Temp	0.08	0.05%	18.00	-	#DIV/0!		24.41	0.00	28.51	-	4.10
Sub-Total	**26.73**	14.92%	**13,917.00**	**407,048.15**							
Single Point Supply for Further Distribution											
C-1A (19)	0.25	0.14%	186.00	2,771.23			29.71	0.00	34.70	-	4.99
C-1B (25)	2.08	1.16%	175.00	18,303.06	0.01%	440.00	26.94	440.00	31.47	-	4.53
C-1C(26)T Peak	0.38	0.21%	20.00	11,620.23	0.00%	440.00	26.84	440.00	31.35	-	4.51
C-1C(26)T Off Peak	2.33	1.30%	155.00	-	#DIV/0!	440.00	20.89	440.00	24.40	-	3.51
C-2A (28)	0.83	0.46%	16.00	-	#DIV/0!	420.00	24.04	420.00	28.08	-	4.04
C-2B (29)T Peak	0.90	0.50%	40.00	7,424.33	0.01%	420.00	26.84	420.00	31.35	-	4.51
C-2B(29)T Off-Peak	4.59	2.56%	13.00	17,579.27		420.00	20.69	420.00	24.17	-	3.48
Sub-Total	**11.35**	6.34%	**605.00**	**57,698.13**							
Agriculture Tubewell - Tariff D											
Agriculture D-1A (41,42,43,44,46)	0.51	0.29%	2,126.59	92,554.53	0.00%		28.54	0.00	33.34	-	4.80
D2 (NOR)	1.06	0.59%	2,877.09	25,140.44	0.00%	200.00	26.85	200.00	31.36	-	4.51
D-1B(T) Peak	1.89	1.06%		61,386.10	0.00%	200.00	20.61	200.00	24.07	-	3.46
D-1B(T) Off-Peak	3.15	1.76%	38.35	-	#DIV/0!	200.00	22.91	200.00	26.76	-	3.85
D-1B(T) Peak (SUB)	0.20	0.11%	523.70	6,522.17		200.00	26.86	200.00	31.38	-	4.52
D-1B(T) Off-Peak	0.14	0.08%	3,704.27	-		200.00	18.41	200.00	21.50	-	3.09
	6.95	3.88%	**9,270.00**	**186,103.24**							
Public Lighting - Tariff G											
G(I)	1.23	0.69%	425.00	13,029.28			24.01	0.00	28.05	-	4.04
Housing Colonies - Tariff H											
H(1)	0.08	0.05%	19.00	2,333.84	0.00%		24.01	0.00	28.05	-	4.04
AJK Bulk Supply											
A-3 (66) General Supply	15.75	8.79%	14,383.66	106,026.80	0.02%		22.55	0.00	26.34	-	3.79
Total	**179.14**	**100.00%**	**858,816**	**1,684,827.19**	0.01%					-	-

Sukkur Electric Power Company Ltd.

FORM - 26

SUKKUR ELECTRIC POWR COMPANY LTD.

Existing & Proposed Tariff Statement

FY 2021-22

Description	2nd Qtr	Sales Mix	No. of Consumers	Sanctioned Load	Load Factor	Determined & Notified Tariff FY 2019-20		Proposed New Tariff FY 2021-22		Difference	
						Fixed Charge	Variable Charge	Fixed Charge	Variable Charge	Fixed Charge	Variable Charge
	(MkWh)	(%age)		(kW)	(%age)	(Rs/kW/M)	(Rs/kWh)	(Rs/kW/M)	(Rs/kWh)	(Rs/kW/M)	(Rs/kWh)
Residential - A1											
Upto - 50	8.99	1.42%	68,102.00	105,026.80	0.01%	75.00	4.00	75.00	4.00	-	-
1-100 GoP Tariff	136.40	21.47%	325,639.00	104,390.56		150.00	17.28		20.18		2.90
101 - 200 GoP Tariff	95.87	15.09%	119,536.00	176,039.97	0.06%	0.00	20.31	0.00	23.72	-	3.41
201 - 300 GoP Tariff	75.23	11.84%	76,084.00	98,175.66		0.00	23.00	0.00	26.87	-	3.87
301 - 700 GoP Tariff	42.89	6.75%	75,586.00	146,374.79	0.03%	0.00	24.61	0.00	28.75	-	4.14
Above -700 GoP	6.51	1.02%	26,480.00	46,954.35	0.02%	0.00	26.99	0.00	31.53	-	4.54
A-1B(03) T Peak	0.41	0.06%	-	26,754.25	0.00%	0.00	27.00	0.00	31.54	-	4.54
A-1B(03) T Off- Peak	2.16	0.34%	2,856.00	-		0.00	21.05	0.00	24.59	-	3.54
E-11(55) Temp.	0.00	0.00%	2.00	8.68		0.00	24.65	0.00	28.79	-	4.14
Sub-Total	**368.47**	58.00%	**694,285**	**704,726**							-
For Peak Load Requirement Upto 20 KW											-
Commercial - A2A (04)	15.38	2.42%	120,691.34	132,383.29		175.00	26.93	175.00	31.46	-	4.53
A-2B(05)	2.88	0.45%	770.00	245.38	1.34%	440.00	24.83	440.00	29.00	-	4.17
A-2C (06) T Peak	4.85	0.76%	-	9,230.06		400.00	26.84	400.00	31.35	-	4.51
A-2C (06) T Off -Peak	23.51	3.70%	4,450.00	66,003.45		400.00	20.89	400.00	24.40	-	3.51
E-1ii(56) TEMP.	-	0.00%	-	-	#DIV/0!	50.00	36.93	50.00	43.14	-	6.21
Sub-Total	**46.62**	7.34%	**125,911.34**	**207,862.19**							
Industrial					#DIV/0!					-	-
Industrial B-1 (07)	3.32	0.52%	4,654.00	66,293.54			28.41	0.00	33.19	-	4.78
B-1(09) PEAK	1.46	0.23%	-	46,136.38	0.00%		27.01	0.00	31.55	-	4.54
B-1(09) OFF-PEAK	14.59	2.30%	5,692.00	-			21.06	0.00	24.60	-	3.54
B-2A (10)	5.51	0.87%	805.00	72,555.27	0.01%	440.00	23.74	440.00	27.73		3.99
B-2B-(12) T Peak	7.48	1.18%	-	188,219.77		440.00	26.84	440.00	31.35		4.51
B-2B-(12) T Off-Peak	51.23	8.06%	2,654.00	-	#DIV/0!	440.00	20.69	440.00	24.17	-	3.48
B-3 (14) T Peak	1.01	0.16%	-	3,018.42		440.00	26.84	440.00	31.35		4.51
B-3 (14) T Off-Peak	5.43	0.85%	36.00	18,880.31	0.03%	420.00	18.59	420.00	21.72		3.13
B-4 (17) - Peak	0.60	0.09%	-	11,944.46	0.01%	420.00	26.40	420.00	30.84		4.44
B-4 (17) - Off Peak	3.87	0.61%	3.00	-	#DIV/0!	400.00	20.49	400.00	23.93	-	3.44
E-2 (58) Temp	0.30	0.05%	18.00	-	#DIV/0!		24.41	0.00	28.51	-	4.10
Sub-Total	**94.79**	14.92%	**13,917.00**	**407,048.15**							
Single Point Supply for Further Distribution											
C-1A (19)	0.90	0.14%	186.00	2,771.23			29.71	0.00	34.70	-	4.99
C-1B (25)	7.37	1.16%	175.00	18,303.06	0.05%	440.00	26.94	440.00	31.47	-	4.53
C-1C(26)T Peak	1.35	0.21%	20.00	11,620.23	0.01%	440.00	26.84	440.00	31.35	-	4.51
C-1C(26)T Off Peak	8.25	1.30%	155.00	-	#DIV/0!	440.00	20.89	440.00	24.40	-	3.51
C-2A (28)	2.95	0.46%	16.00	-	#DIV/0!	420.00	24.04	420.00	28.08	-	4.04
C-2B (29)T Peak	3.18	0.50%	40.00	7,424.33	0.05%	420.00	26.84	420.00	31.35	-	4.51
C-2B(29)T Off-Peak	16.26	2.56%	13.00	17,579.27		420.00	20.69	420.00	24.17	-	3.48
Sub-Total	**40.27**	6.34%	**605.00**	**57,698.13**							
Agriculture Tubewell - Tariff D											
Agriculture D-1A (41,42,43,44,46)	1.83	0.29%	2,126.59	92,554.53	0.00%		28.54	0.00	33.34	-	4.80
D2 (NOR)	3.75	0.59%	2,877.09	25,140.44	0.02%	200.00	26.85	200.00	31.36	-	4.51
D-1B(T) Peak	6.70	1.06%		61,886.10	0.01%	200.00	20.61	200.00	24.07	-	3.46
D-1B(T) Off-Peak	11.16	1.76%	38.35	-	#DIV/0!	200.00	22.91	200.00	26.76	-	3.85
D-1B(T) Peak (SUB)	0.72	0.11%	523.70	6,522.17		200.00	26.86	200.00	31.38	-	4.52
D-1B(T) Off-Peak	0.49	0.08%	3,704.27	-		200.00	18.41	200.00	21.50	-	3.09
	24.64	3.88%	**9,270.00**	**186,103.24**							
Public Lighting - Tariff G											
G(I)	4.37	0.69%	425.00	13,029.28			24.01	0.00	28.05	-	4.04
Housing Colonies - Tariff H											
H(1)	0.29	0.05%	19.00	2,333.84	0.01%		24.01	0.00	28.05	-	4.04
AJK Bulk Supply											
A-3 (66) General Supply	55.85	8.79%	14,383.66	106,026.80	0.06%		22.55	0.00	26.34	-	3.79
Total	635.30	100.00%	858,816	1,684,827.19	0.04%					-	-

Sukkur Electric Power Company Ltd.

FORM - 26

SUKKUR ELECTRIC POWR COMPANY LTD.

Existing & Proposed Tariff Statement

FY 2021-22

Description	Jan-22	Sales Mix	No. of Consumers	Sanctioned Load	Load Factor	Determined & Notified Tariff FY 2019-20		Proposed New Tariff FY 2021-22		Difference	
						Fixed Charge	Variable Charge	Fixed Charge	Variable Charge	Fixed Charge	Variable Charge
	(Mk/Wh)	(%age)		(KW)	(%age)	(Rs/kW/M)	(Rs/kWh)	(Rs/kW/M)	(Rs/kWh)	(Rs/kW/M)	(Rs/kWh)
Residential - A1											
Upto - 50	2.39	1.42%	68,102.00	106,026.80	0.00%	75.00	4.00	75.00	4.00	-	-
1-100 GoP Tariff	36.20	21.47%	325,639.00	104,390.56		150.00	17.28		20.18		2.90
101 - 200 GoP Tariff	25.45	15.09%	119,536.00	176,039.97	0.02%	0.00	20.31	0.00	23.72	-	3.41
201 - 300 GoP Tariff	19.97	11.84%	76,084.00	98,175.66		0.00	23.00	0.00	26.87	-	3.87
301 - 700 GoP Tariff	11.39	6.75%	75,586.00	146,374.79	0.01%	0.00	24.61	0.00	28.75	-	4.14
Above -700 GoP	1.73	1.02%	26,480.00	46,954.85	0.00%	0.00	26.99	0.00	31.53	-	4.54
A-1B(03) T Peak	0.11	0.06%	-	26,754.25	0.00%	0.00	27.00	0.00	31.54	-	4.54
A-1B(03) T Off- Peak	0.57	0.34%	2,856.00	-		0.00	21.05	0.00	24.59	-	3.54
E-11(55) Temp.	0.00	0.00%	2.00	8.68		0.00	24.65	0.00	28.79	-	4.14
Sub-Total	97.80	58.00%	694,285	704,726							-
For Peak Load Requirement Upto 20 KW											-
Commercial - A2A (04)	4.08	2.42%	120,691.34	132,383.29		175.00	26.93	175.00	31.46	-	4.53
A-2B(05)	0.77	0.45%	770.00	245.38	0.36%	440.00	24.83	440.00	29.00	-	4.17
A-2C (06) T Peak	1.29	0.76%	-	9,230.06		400.00	26.84	400.00	31.35	-	4.51
A-2C (06) T Off -Peak	6.24	3.70%	4,450.00	66,003.45		400.00	20.89	400.00	24.40	-	3.51
E-1ii(56) TEMP.		0.00%	-	-	#DIV/0!	50.00	36.93	50.00	43.14	-	6.21
Sub-Total	12.37	7.34%	125,911.34	207,862.19							
Industrial					#DIV/0!					-	-
Industrial B-1 (07)	0.33	0.52%	4,654.00	66,293.54			28.41	0.00	33.19	-	4.78
B-1(09) PEAK	0.39	0.23%	-	46,136.38	0.00%		27.01	0.00	31.55	-	4.54
B-1(09) OFF-PEAK	3.37	2.30%	5,692.00	-			21.06	0.00	24.60	-	3.54
B-2A (10)	1.46	0.87%	805.00	72,555.27	0.00%	440.00	23.74	440.00	27.73		3.99
B-2B-(12) T Peak	1.99	1.18%	-	188,219.77		440.00	26.84	440.00	31.35		4.51
B-2B-(12) T Off-Peak	13.60	8.06%	2,654.00	-	#DIV/0!	440.00	20.69	440.00	24.17	-	3.48
B-3 (14) T Peak	0.27	0.16%	-	3,018.42		440.00	26.84	440.00	31.35		4.51
B-3 (14) T Off-Peak	1.44	0.85%	36.00	18,880.31	0.01%	420.00	18.59	420.00	21.72		3.13
B-4 (17) - Peak	0.16	0.09%	-	11,944.46	0.00%	420.00	26.40	420.00	30.84		4.44
B-4 (17) - Off Peak	1.03	0.61%	3.00	-	#DIV/0!	400.00	20.49	400.00	23.93	-	3.44
E-2 (58) Temp	0.08	0.05%	18.00	-	#DIV/0!		24.41	0.00	28.51	-	4.10
Sub-Total	25.16	14.92%	13,917.00	407,048.15							
Single Point Supply for Further Distribution											
C-1A (19)	0.24	0.14%	186.00	2,771.23			29.71	0.00	34.70	-	4.99
C-1B (25)	1.96	1.16%	175.00	18,303.06	0.01%	440.00	26.94	440.00	31.47	-	4.53
C-1C(26)T Peak	0.36	0.21%	20.00	11,620.23	0.00%	440.00	26.84	440.00	31.35	-	4.51
C-1C(26)T Off Peak	2.19	1.30%	155.00	-	#DIV/0!	440.00	20.89	440.00	24.40	-	3.51
C-2A (28)	0.78	0.46%	16.00	-	#DIV/0!	420.00	24.04	420.00	28.08	-	4.04
C-2B (29)T Peak	0.34	0.20%	40.00	7,424.33	0.01%	420.00	26.84	420.00	31.35	-	4.51
C-2B(29)T Off-Peak	4.32	2.56%	13.00	17,579.27		420.00	20.69	420.00	24.17	-	3.48
Sub-Total	10.69	6.34%	605.00	57,698.13							
Agriculture Tubewell - Tariff D											
Agriculture D-1A (41,42,43,44,46)	0.48	0.29%	2,126.59	92,554.53	0.00%		28.54	0.00	33.34	-	4.80
D2 (NOR)	0.99	0.59%	2,877.09	25,140.44	0.00%	200.00	26.85	200.00	31.36	-	4.51
D-1B(T) Peak	1.78	1.06%		61,886.10	0.00%	200.00	20.61	200.00	24.07	-	3.46
D-1B(T) Off-Peak	2.96	1.76%	38.35	-	#DIV/0!	200.00	22.91	200.00	26.76	-	3.85
D-1B(T) Peak (SUB)	0.19	0.11%	523.70	6,522.17		200.00	26.86	200.00	31.38	-	4.52
D-1B(T) Off-Peak	0.13	0.08%	3,704.27	-		200.00	18.41	200.00	21.50	-	3.09
	6.54	3.88%	9,270.00	186,103.24							
Public Lighting - Tariff G											
G(I)	1.16	0.69%	425.00	13,029.28			24.01	0.00	28.05	-	4.04
Housing Colonies - Tariff H											
H(1)	0.08	0.05%	19.00	2,333.84	0.00%		24.01	0.00	28.05	-	4.04
AJK Bulk Supply											
A-3 (66) General Supply	14.33	8.79%	14,383.66	106,026.80	0.02%		22.55	0.00	26.34	-	3.79
Total	168.63	100.00%	858,816	1,684,827.19	0.01%					-	-

Sukkur Electric Power Company Ltd.

FORM - 26

SUKKUR ELECTRIC POWR COMPANY LTD.

Existing & Proposed Tariff Statement

FY 2021-22

Description	Feb-22	Sales Mix	No. of Consumers	Sanctioned Load	Load Factor	Determined & Notified Tariff FY 2019-20		Proposed New Tariff FY 2021-22		Difference	
						Fixed Charge	Variable Charge	Fixed Charge	Variable Charge	Fixed Charge	Variable Charge
	(MkWh)	(%age)		(kW)	(%age)	(Rs/kW/M)	(Rs/kWh)	(Rs/kW/M)	(Rs/kWh)	(Rs/kW/M)	(Rs/kWh)
Residential - A1											
Upto - 50	2.15	1.42%	68,102.00	106,026.80	0.00%	75.00	4.00	75.00	4.00	-	-
1-100 GoP Tariff	32.57	21.47%	325,639.00	104,390.56		150.00	17.28		20.18		2.90
101 - 200 GoP Tariff	22.90	15.09%	119,536.00	176,039.97	0.01%	0.00	20.31	0.00	23.72	-	3.41
201 - 300 GoP Tariff	17.96	11.84%	76,084.00	98,175.66		0.00	23.00	0.00	26.87	-	3.87
301 - 700 GoP Tariff	10.24	6.75%	75,586.00	146,374.79	0.01%	0.00	24.61	0.00	28.75	-	4.14
Above -700 GoP	1.55	1.02%	26,480.00	46,954.85	0.00%	0.00	26.99	0.00	31.53	-	4.54
A-1B(03) T Peak	0.10	0.06%	-	26,754.25	0.00%	0.00	27.00	0.00	31.54	-	4.54
A-1B(03) T Off- Peak	0.52	0.34%	2,856.00	-		0.00	21.05	0.00	24.59	-	3.54
E-11(55) Temp.	0.00	0.00%	2.00	8.68		0.00	24.65	0.00	28.79	-	4.14
Sub-Total	**87.99**	58.00%	**694,285**	**704,726**							-
For Peak Load Requirement Upto 20 KW											-
Commercial - A2A (04)	3.67	2.42%	120,891.34	132,383.29		175.00	26.93	175.00	31.46	-	4.53
A-2B(05)	0.69	0.45%	770.00	245.38	0.32%	440.00	24.83	440.00	29.00	-	4.17
A-2C (06) T Peak	1.16	0.76%	-	9,230.06		400.00	26.84	400.00	31.35	-	4.51
A-2C (06) T Off -Peak	5.61	3.70%	4,450.00	66,003.45		400.00	20.89	400.00	24.40	-	3.51
E-1ii(56) TEMP.		0.00%	-	-	#DIV/0!	50.00	36.93	50.00	43.14	-	6.21
Sub-Total	**11.13**	7.34%	**125,911.34**	**207,862.19**							
Industrial					#DIV/0!					-	-
Industrial B-1 (07)	0.79	0.52%	4,654.00	66,293.54			28.41	0.00	33.19	-	4.78
B-1(09) PEAK	0.35	0.23%	-	46,136.38	0.00%		27.01	0.00	31.55	-	4.54
B-1(09) OFF-PEAK	3.48	2.30%	5,692.00	-			21.06	0.00	24.60	-	3.54
B-2A (10)	1.31	0.87%	805.00	72,555.27	0.00%	440.00	23.74	440.00	27.73		3.99
B-2B-(12) T Peak	1.79	1.18%	-	188,219.77		440.00	26.84	440.00	31.35		4.51
B-2B-(12) T Off-Peak	12.23	8.06%	2,654.00	-	#DIV/0!	440.00	20.69	440.00	24.17	-	3.48
B-3 (14) T Peak	0.24	0.16%	-	3,018.42		440.00	26.84	440.00	31.35		4.51
B-3 (14) T Off-Peak	1.30	0.85%	36.00	18,880.31	0.01%	420.00	18.59	420.00	21.72		3.13
B-4 (17) - Peak	0.14	0.09%	-	11,944.46	0.00%	420.00	26.40	420.00	30.84		4.44
B-4 (17) - Off Peak	0.92	0.61%	3.00	-	#DIV/0!	400.00	20.49	400.00	23.93	-	3.44
E-2 (58) Temp	0.07	0.05%	18.00	-	#DIV/0!		24.41	0.00	28.51	-	4.10
Sub-Total	**22.64**	14.92%	**13,917.00**	**407,048.15**							
Single Point Supply for Further Distribution											
C-1A (19)	0.22	0.14%	186.00	2,771.23			29.71	0.00	34.70	-	4.99
C-1B (25)	1.76	1.16%	175.00	18,303.06	0.01%	440.00	26.94	440.00	31.47	-	4.53
C-1C(26)T Peak	0.32	0.21%	20.00	11,620.23	0.00%	440.00	26.84	440.00	31.35	-	4.51
C-1C(26)T Off Peak	1.97	1.30%	155.00	-	#DIV/0!	440.00	20.89	440.00	24.40	-	3.51
C-2A (28)	0.71	0.46%	16.00	-	#DIV/0!	420.00	24.04	420.00	28.08	-	4.04
C-2B (29)T Peak	0.76	0.50%	40.00	7,424.33	0.01%	420.00	26.84	420.00	31.35	-	4.51
C-2B(29)T Off-Peak	3.88	2.56%	13.00	17,579.27		420.00	20.69	420.00	24.17	-	3.48
Sub-Total	**9.62**	6.34%	**605.00**	**57,698.13**							
Agriculture Tubewell - Tariff D											
Agriculture D-1A (41,42,43,44,46)	0.44	0.29%	2,126.59	92,554.53	0.00%		28.54	0.00	33.34	-	4.80
D2 (NOR)	0.90	0.59%	2,877.09	25,140.44	0.00%	200.00	26.85	200.00	31.36	-	4.51
D-1B(T) Peak	1.60	1.06%		61,886.10	0.00%	200.00	20.61	200.00	24.07	-	3.46
D-1B(T) Off-Peak	2.66	1.76%	38.35	-	#DIV/0!	200.00	22.91	200.00	26.76	-	3.85
D-1B(T) Peak (SUB)	0.17	0.11%	523.70	6,522.17		200.00	26.86	200.00	31.38	-	4.52
D-1B(T) Off-Peak	0.12	0.08%	3,704.27	-		200.00	18.41	200.00	21.50	-	3.09
	5.89	3.88%	**9,270.00**	**186,103.24**							
Public Lighting - Tariff G											
G(I)	1.04	0.69%	425.00	13,029.28			24.01	0.00	28.05	-	4.04
Housing Colonies - Tariff H											
H(1)	0.07	0.05%	19.00	2,333.84	0.00%		24.01	0.00	28.05	-	4.04
AJK Bulk Supply											
A-3 (66) General Supply	13.34	8.79%	14,383.66	106,026.80	0.01%		22.55	0.00	26.34	-	3.79
Total	**151.71**	**100.00%**	**858,816**	**1,684,827.19**	0.01%					-	-

Sukkur Electric Power Company Ltd.

FORM - 26

SUKKUR ELECTRIC POWR COMPANY LTD.

Existing & Proposed Tariff Statement

FY 2021-22

Description	Mar-22	Sales Mix	No. of Consumers	Sanctioned Load	Load Factor	Determined & Notified Tariff FY 2019-20		Proposed New Tariff FY 2021-22		Difference	
						Fixed Charge	Variable Charge	Fixed Charge	Variable Charge	Fixed Charge	Variable Charge
	(MkWh)	(%age)		(kW)	(%age)	(Rs/kW/M)	(Rs/kWh)	(Rs/kW/M)	(Rs/kWh)	(Rs/kW/M)	(Rs/kWh)
Residential - A1											
Upto - 50	2.54	1.42%	68,102.00	106,026.80	0.00%	75.00	4.00	75.00	4.00	-	-
1-100 GoP Tariff	38.53	21.47%	325,639.00	104,390.56		150.00	17.28		20.18		2.90
101 - 200 GoP Tariff	27.09	15.09%	119,536.00	176,039.97	0.02%	0.00	20.31	0.00	23.72	-	3.41
201 - 300 GoP Tariff	21.25	11.84%	76,084.00	98,175.66		0.00	23.00	0.00	26.87	-	3.87
301 - 700 GoP Tariff	12.12	6.75%	75,586.00	146,374.79	0.01%	0.00	24.61	0.00	28.75	-	4.14
Above -700 GoP	1.84	1.02%	26,480.00	46,954.85	0.00%	0.00	26.99	0.00	31.53	-	4.54
A-1B(03) T Peak	0.12	0.06%	-	26,754.25	0.00%	0.00	27.00	0.00	31.54	-	4.54
A-1B(03) T Off- Peak	0.61	0.34%	2,856.00	-		0.00	21.05	0.00	24.59	-	3.54
E-11(55) Temp.	0.00	0.00%	2.00	8.68		0.00	24.65	0.00	28.79	-	4.14
Sub-Total	104.10	58.00%	694,285	704,726							-
For Peak Load Requirement Upto 20 KW											-
Commercial - A2A (04)	4.34	2.42%	120,691.34	132,383.29		175.00	26.93	175.00	31.46	-	4.53
A-2B(05)	0.81	0.45%	770.00	245.38	0.38%	440.00	24.83	440.00	29.00	-	4.17
A-2C (06) T Peak	1.37	0.76%	-	9,230.06		400.00	26.84	400.00	31.35	-	4.51
A-2C (06) T Off -Peak	6.64	3.70%	4,450.00	66,003.45		400.00	20.89	400.00	24.40	-	3.51
E-1ii(56) TEMP.		0.00%	-	-	#DIV/0!	50.00	36.93	50.00	43.14	-	6.21
Sub-Total	13.17	7.34%	125,911.34	207,862.19							
Industrial					#DIV/0!					-	-
Industrial B-1 (07)	0.94	0.52%	4,654.00	56,293.54			28.41	0.00	33.19	-	4.78
B-1(09) PEAK	0.41	0.23%	-	46,136.38	0.00%		27.01	0.00	31.55	-	4.54
B-1(09) OFF-PEAK	4.12	2.30%	5,692.00	-			21.06	0.00	24.60	-	3.54
B-2A (10)	1.56	0.87%	805.00	72,555.27	0.00%	440.00	23.74	440.00	27.73		3.99
B-2B-(12) T Peak	2.11	1.18%	-	188,219.77		440.00	26.84	440.00	31.35		4.51
B-2B-(12) T Off-Peak	14.47	8.06%	2,654.00	-	#DIV/0!	440.00	20.69	440.00	24.17	-	3.48
B-3 (14) T Peak	0.28	0.16%	-	3,018.42		440.00	26.84	440.00	31.35		4.51
B-3 (14) T Off-Peak	1.53	0.85%	36.00	18,880.31	0.01%	420.00	18.59	420.00	21.72		3.13
B-4 (17) - Peak	0.17	0.09%	-	11,944.46	0.00%	420.00	26.40	420.00	30.84		4.44
B-4 (17) - Off Peak	1.09	0.61%	3.00	-	#DIV/0!	400.00	20.49	400.00	23.93	-	3.44
E-2 (58) Temp	0.08	0.05%	18.00	-	#DIV/0!		24.41	0.00	28.51	-	4.10
Sub-Total	26.78	14.92%	13,917.00	407,048.15							
Single Point Supply for Further Distribution											
C-1A (19)	0.26	0.14%	186.00	2,771.23			29.71	0.00	34.70	-	4.99
C-1B (25)	2.08	1.16%	175.00	18,303.06	0.01%	440.00	26.94	440.00	31.47	-	4.53
C-1C(26)T Peak	0.38	0.21%	20.00	11,620.23	0.00%	440.00	26.84	440.00	31.35	-	4.51
C-1C(26)T Off Peak	2.33	1.30%	155.00	-	#DIV/0!	440.00	20.89	440.00	24.40	-	3.51
C-2A (28)	0.83	0.46%	16.00	-	#DIV/0!	420.00	24.04	420.00	28.08	-	4.04
C-2B (29)T Peak	0.90	0.50%	40.00	7,424.33	0.01%	420.00	26.84	420.00	31.35	-	4.51
C-2B(29)T Off-Peak	4.59	2.56%	13.00	17,579.27		420.00	20.69	420.00	24.17	-	3.48
Sub-Total	11.38	6.34%	605.00	57,698.13							
Agriculture Tubewell - Tariff D											
Agriculture D-1A (41,42,43,44,46)	0.52	0.29%	2,126.59	92,554.53	0.00%		28.54	0.00	33.34	-	4.80
D2 (NOR)	1.06	0.59%	2,877.09	25,140.44	0.00%	200.00	26.85	200.00	31.36	-	4.51
D-1B(T) Peak	1.39	1.06%		61,886.10	0.00%	200.00	20.61	200.00	24.07	-	3.46
D-1B(T) Off-Peak	3.15	1.76%	38.35	-	#DIV/0!	200.00	22.91	200.00	26.76	-	3.85
D-1B(T) Peak (SUB)	0.20	0.11%	523.70	6,522.17		200.00	26.86	200.00	31.38	-	4.52
D-1B(T) Off-Peak	0.14	0.08%	3,704.27	-		200.00	18.41	200.00	21.50	-	3.09
	6.96	3.88%	9,270.00	186,103.24							
Public Lighting - Tariff G											
G(1)	1.24	0.69%	425.00	13,029.28			24.01	0.00	28.05	-	4.04
Housing Colonies - Tariff H											
H(1)	0.08	0.05%	19.00	2,333.84	0.00%		24.01	0.00	28.05	-	4.04
AJK Bulk Supply											
A-3 (66) General Supply	15.78	8.79%	14,383.66	106,026.80	0.02%		22.55	0.00	26.34	-	3.79
Total	179.48	100.00%	858,316	1,684,827.19	0.01%					-	-

Sukkur Electric Power Company Ltd.

FORM - 26

SUKKUR ELECTRIC POWR COMPANY LTD.

Existing & Proposed Tariff Statement

FY 2021-22

Description	3rd Qtr	Sales Mix	No. of Consumers	Sanctioned Load	Load Factor	Determined & Notified Tariff FY 2019-20		Proposed New Tariff FY 2021-22		Difference	
						Fixed Charge	Variable Charge	Fixed Charge	Variable Charge	Fixed Charge	Variable Charge
	(MkWh)	(%age)		(kW)	(%age)	(Rs/kW/M)	(Rs/kWh)	(Rs/kW/M)	(Rs/kWh)	(Rs/kW/M)	(Rs/kWh)
Residential - A1											
Upto - 50	7.07	1.42%	68,102.00	106,026.80	0.01%	75.00	4.00	75.00	4.00	-	-
1-100 GoP Tariff	107.31	21.47%	325,639.00	104,390.56		150.00	17.28		20.18		2.90
101 - 200 GoP Tariff	75.43	15.09%	119,536.00	176,039.97	0.05%	0.00	20.31	0.00	23.72	-	3.41
201 - 300 GoP Tariff	59.18	11.84%	76,084.00	98,175.66		0.00	23.00	0.00	26.87	-	3.87
301 - 700 GoP Tariff	33.75	6.75%	75,586.00	146,374.79	0.03%	0.00	24.61	0.00	28.75	-	4.14
Above -700 GoP	5.12	1.02%	26,480.00	46,954.85	0.01%	0.00	26.99	0.00	31.53	-	4.54
A-1B(03) T Peak	0.32	0.06%	-	26,754.25	0.00%	0.00	27.00	0.00	31.54	-	4.54
A-1B(03) T Off- Peak	1.70	0.34%	2,856.00	-		0.00	21.05	0.00	24.59	-	3.54
E-11(55) Temp.	0.00	0.00%	2.00	8.68		0.00	24.65	0.00	28.79	-	4.14
Sub-Total	**289.89**	58.00%	**694,285**	**704,726**							-
For Peak Load Requirement Upto 20 KW											-
Commercial - A2A (04)	12.10	2.42%	120,691.34	132,383.29		175.00	26.93	175.00	31.46	-	4.53
A-2B(05)	2.27	0.45%	770.00	245.38	1.06%	440.00	24.83	440.00	29.00	-	4.17
A-2C (06) T Peak	3.81	0.76%	-	9,230.06		400.00	26.84	400.00	31.35	-	4.51
A-2C (06) T Off -Peak	18.50	3.70%	4,450.00	66,003.45		400.00	20.89	400.00	24.40	-	3.51
E-1ii(36) TEMP.	-	0.00%	-	-	#DIV/0!	50.00	36.93	50.00	43.14	-	6.21
Sub-Total	**36.68**	7.34%	**125,911.34**	**207,862.19**							
Industrial					#DIV/0!					-	-
Industrial B-1 (07)	2.62	0.52%	4,654.00	66,293.54			28.41	0.00	33.19	-	4.78
B-1(09) PEAK	1.15	0.23%	-	46,136.38	0.00%		27.01	0.00	31.55	-	4.54
B-1(09) OFF-PEAK	11.48	2.30%	5,692.00	-			21.06	0.00	24.60	-	3.54
B-2A (10)	4.33	0.87%	805.00	72,555.27	0.01%	440.00	23.74	440.00	27.73		3.99
B-2B-(12) T Peak	5.89	1.18%	-	188,219.77		440.00	26.84	440.00	31.35		4.51
B-2B-(12) T Off-Peak	40.30	8.06%	2,654.00	-	#DIV/0!	440.00	20.69	440.00	24.17	-	3.48
B-3 (14) T Peak	0.79	0.16%	-	3,018.42		440.00	26.84	440.00	31.35		4.51
B-3 (14) T Off-Peak	4.27	0.85%	36.00	18,880.31	0.03%	420.00	18.59	420.00	21.72		3.13
B-4 (17) - Peak	0.47	0.09%	-	11,944.46	0.00%	420.00	26.40	420.00	30.84		4.44
B-4 (17) - Off Peak	3.05	0.61%	3.00	-	#DIV/0!	400.00	20.49	400.00	23.93	-	3.44
E-2 (58) Temp	0.23	0.05%	18.00	-	#DIV/0!		24.41	0.00	28.51	-	4.10
Sub-Total	**74.57**	14.92%	**13,917.00**	**407,048.15**							
Single Point Supply for Further Distribution											
C-1A (19)	0.71	0.14%	186.00	2,771.23			29.71	0.00	34.70	-	4.99
C-1B (25)	5.80	1.16%	175.00	18,303.06	0.04%	440.00	26.94	440.00	31.47	-	4.53
C-1C(26)T Peak	1.06	0.21%	20.00	11,620.23	0.01%	440.00	26.84	440.00	31.35	-	4.51
C-1C(26)T Off Peak	6.49	1.30%	155.00	-	#DIV/0!	440.00	20.89	440.00	24.40	-	3.51
C-2A (28)	2.32	0.46%	16.00	-	#DIV/0!	420.00	24.04	420.00	28.08	-	4.04
C-2B (29)T Peak	2.50	0.50%	40.00	7,424.33	0.04%	420.00	26.84	420.00	31.35	-	4.51
C-2B(29)T Off-Peak	12.79	2.56%	13.00	17,579.27		420.00	20.69	420.00	24.17	-	3.48
Sub-Total	**31.68**	6.34%	**605.00**	**57,698.13**							
Agriculture Tubewell - Tariff D											
Agriculture D-1A (41,42,43,44,46)	1.44	0.29%	2,126.59	92,554.53	0.00%		28.54	0.00	33.34	-	4.80
D2 (NOR)	2.95	0.59%	2,877.09	25,140.44	0.01%	200.00	26.85	200.00	31.36	-	4.51
D-1B(T) Peak	5.27	1.06%		61,886.10	0.01%	200.00	20.61	200.00	24.07	-	3.46
D-1B(T) Off-Peak	8.78	1.76%	38.35	-	#DIV/0!	200.00	22.91	200.00	26.76	-	3.85
D-1B(T) Peak (SUB)	0.56	0.11%	523.70	6,522.17		200.00	26.86	200.00	31.38	-	4.52
D-1B(T) Off-Peak	0.39	0.08%	3,704.27	-		200.00	18.41	200.00	21.50	-	3.09
	19.39	3.88%	**9,270.00**	**186,103.24**							
Public Lighting - Tariff G											
G(I)	3.44	0.69%	425.00	13,029.28			24.01	0.00	28.05	-	4.04
Housing Colonies - Tariff H											
H(1)	0.23	0.05%	19.00	2,333.84	0.01%		24.01	0.00	28.05	-	4.04
AJK Bulk Supply											
A-3 (66) General Supply	43.94	8.79%	14,383.66	106,026.80	0.05%		22.55	0.00	26.34	-	3.79
Total	**499.82**	**100.00%**	**858,816**	**1,684,827.19**	0.03%					-	-

Sukkur Electric Power Company Ltd.

FORM - 26

SUKKUR ELECTRIC POWR COMPANY LTD.

Existing & Proposed Tariff Statement

FY 2021-22

Description	Apr-22	Sales Mix	No. of Consumers	Sanctioned Load	Load Factor	Determined & Notified Tariff FY 2019-20		Proposed New Tariff FY 2021-22		Difference	
						Fixed Charge	Variable Charge	Fixed Charge	Variable Charge	Fixed Charge	Variable Charge
	(MkWh)	(%age)		(kW)	(%age)	(Rs/kW/M)	(Rs/kWh)	(Rs/kW/M)	(Rs/kWh)	(Rs/kW/M)	(Rs/kWh)
Residential - A1											
Upto - 50	3.93	1.42%	68,102.00	106,226.80	0.00%	75.00	4.00	75.00	4.00	-	-
1-100 GoP Tariff	58.12	21.47%	325,639.00	104,390.56		150.00	17.28		20.18		2.90
101 - 200 GoP Tariff	40.35	15.09%	119,536.00	176,039.97	0.03%	0.00	20.31	0.00	23.72	-	3.41
201 - 300 GoP Tariff	32.06	11.84%	76,084.00	98,175.66		0.00	23.00	0.00	26.87	-	3.87
301 - 700 GoP Tariff	18.28	6.75%	75,586.00	146,374.79	0.01%	0.00	24.61	0.00	28.75	-	4.14
Above -700 GoP	2.77	1.02%	26,480.00	46,954.85	0.01%	0.00	26.99	0.00	31.53	-	4.54
A-1B(03) T Peak	0.18	0.06%	-	26,754.25	0.00%	0.00	27.00	0.00	31.54	-	4.54
A-1B(03) T Off- Peak	0.92	0.34%	2,856.00	-		0.00	21.05	0.00	24.59	-	3.54
E-11(55) Temp.	0.00	0.00%	2.00	8.68		0.00	24.65	0.00	28.79	-	4.14
Sub-Total	157.01	58.00%	694,285	704,726							-
For Peak Load Requirement Upto 20 KW											-
Commercial - A2A (04)	6.55	2.42%	120,691.34	132,383.29		175.00	26.93	175.00	31.46	-	4.53
A-2B(05)	1.23	0.45%	770.00	245.38	0.57%	440.00	24.83	440.00	29.00	-	4.17
A-2C (06) T Peak	2.06	0.76%	-	9,230.06		400.00	26.84	400.00	31.35	-	4.51
A-2C (06) T Off -Peak	10.02	3.70%	4,450.00	66,003.45		400.00	20.89	400.00	24.40	-	3.51
E-1ii(56) TEMP.		0.00%	-	-	#DIV/0!	50.00	36.93	50.00	43.14	-	6.21
Sub-Total	19.87	7.34%	125,911.34	207,862.19							
Industrial					#DIV/0!					-	-
Industrial B-1 (07)	1.42	0.52%	4,654.00	66,293.54			28.41	0.00	33.19	-	4.78
B-1(09) PEAK	0.62	0.23%	-	46,136.38	0.00%		27.01	0.00	31.55	-	4.54
B-1(09) OFF-PEAK	6.22	2.30%	5,692.00	-			21.06	0.00	24.60	-	3.54
B-2A (10)	2.35	0.87%	805.00	72,555.27	0.00%	440.00	23.74	440.00	27.73		3.99
B-2B-(12) T Peak	3.19	1.18%	-	188,219.77		440.00	26.84	440.00	31.35		4.51
B-2B-(12) T Off-Peak	21.83	8.06%	2,654.00	-	#DIV/0!	440.00	20.69	440.00	24.17	-	3.48
B-3 (14) T Peak	0.43	0.16%	-	3,018.42		440.00	26.84	440.00	31.35		4.51
B-3 (14) T Off-Peak	2.31	0.85%	36.00	13,880.31	0.01%	420.00	18.59	420.00	21.72		3.13
B-4 (17) - Peak	0.25	0.09%	-	11,944.46	0.00%	420.00	26.40	420.00	30.84		4.44
B-4 (17) - Off Peak	1.65	0.61%	3.00	-	#DIV/0!	400.00	20.49	400.00	23.93	-	3.44
E-2 (58) Temp	0.13	0.05%	18.00	-	#DIV/0!		24.41	0.00	28.51	-	4.10
Sub-Total	40.39	14.92%	13,917.00	407,048.15							
Single Point Supply for Further Distribution											
C-1A (19)	0.39	0.14%	186.00	2,771.23			29.71	0.00	34.70	-	4.99
C-1B (25)	3.14	1.16%	175.00	18,303.06	0.02%	440.00	26.94	440.00	31.47	-	4.53
C-1C(26)T Peak	0.58	0.21%	20.00	11,620.23	0.01%	440.00	26.84	440.00	31.35	-	4.51
C-1C(26)T Off Peak	3.52	1.30%	155.00	-	#DIV/0!	440.00	20.89	440.00	24.40	-	3.51
C-2A (28)	1.26	0.46%	16.00	-	#DIV/0!	420.00	24.04	420.00	28.08	-	4.04
C-2B (29)T Peak	1.35	0.50%	40.00	7,424.33	0.02%	420.00	26.84	420.00	31.35	-	4.51
C-2B(29)T Off-Peak	6.93	2.56%	13.00	17,579.27		420.00	20.69	420.00	24.17	-	3.48
Sub-Total	17.16	6.34%	605.00	57,698.13							
Agriculture Tubewell - Tariff D											
Agriculture D-1A (41,42,43,44,46)	0.79	0.29%	2,126.59	92,554.53	0.00%		28.54	0.00	33.34	-	4.80
D2 (NOR)	1.60	0.59%	2,877.09	25,140.44	0.01%	200.00	26.85	200.00	31.36	-	4.51
D-1B(T) Peak	2.86	1.06%		61,886.10	0.01%	200.00	20.61	200.00	24.07	-	3.46
D-1B(T) Off-Peak	4.75	1.76%	38.35	-	#DIV/0!	200.00	22.91	200.00	26.76	-	3.85
D-1B(T) Peak (SUB)	0.30	0.11%	523.70	6,522.17		200.00	26.86	200.00	31.38	-	4.52
D-1B(T) Off-Peak	0.21	0.08%	3,704.27	-		200.00	18.41	200.00	21.50	-	3.09
	10.50	3.88%	9,270.00	186,103.24							
Public Lighting - Tariff G											
G(I)	1.86	0.69%	425.00	13,029.28			24.01	0.00	28.05	-	4.04
Housing Colonies - Tariff H											
H(1)	0.12	0.05%	19.00	2,333.84	0.01%		24.01	0.00	28.05	-	4.04
AJK Bulk Supply											
A-3 (66) General Supply	23.80	8.79%	14,383.66	106,026.80	0.03%		22.55	0.00	26.34	-	3.79
Total	270.72	100.00%	858,816	1,584,827.19	0.02%					-	-

Sukkur Electric Power Company Ltd.

FORM - 26

SUKKUR ELECTRIC POWR COMPANY LTD.

Existing & Proposed Tariff Statement

FY 2021-22

Description	May-22	Sales Mix	No. of Consumers	Sanctioned Load	Load Factor	Determined & Notified Tariff FY 2019-20		Proposed New Tariff FY 2021-22		Difference	
						Fixed Charge	Variable Charge	Fixed Charge	Variable Charge	Fixed Charge	Variable Charge
	(MkWh)	(%age)		(kW)	(%age)	(Rs/kW/M)	(Rs/kWh)	(Rs/kW/M)	(Rs/kWh)	(Rs/kW/M)	(Rs/kWh)
Residential - A1											
Upto - 50	5.00	1.42%	68,102.00	106,026.80	0.01%	75.00	4.00	75.00	4.00	-	-
1-100 GoP Tariff	75.82	21.47%	325,639.00	104,390.56		150.00	17.28		20.18		2.90
101 - 200 GoP Tariff	53.29	15.09%	119,536.00	176,039.97	0.03%	0.00	20.31	0.00	23.72	-	3.41
201 - 300 GoP Tariff	41.82	11.84%	76,084.00	98,175.66		0.00	23.00	0.00	26.87	-	3.87
301 - 700 GoP Tariff	23.84	6.75%	75,586.00	146,374.79	0.02%	0.00	24.61	0.00	28.75	-	4.14
Above -700 GoP	3.62	1.02%	26,480.00	46,954.85	0.01%	0.00	26.99	0.00	31.53	-	4.54
A-1B(03) T Peak	0.23	0.06%	-	26,754.25	0.00%	0.00	27.00	0.00	31.54	-	4.54
A-1B(03) T Off- Peak	1.20	0.34%	2,856.00	-		0.00	21.05	0.00	24.59	-	3.54
E-11(55) Temp.	0.00	0.00%	2.00	8.68		0.00	24.65	0.00	28.79	-	4.14
Sub-Total	**204.82**	58.00%	**694,285**	**704,726**							-
For Peak Load Requirement Upto 20 KW											-
Commercial - A2A (04)	8.55	2.42%	120,691.34	132,383.29		175.00	26.93	175.00	31.46	-	4.53
A-2B(05)	1.60	0.45%	770.00	245.38	0.75%	440.00	24.83	440.00	29.00	-	4.17
A-2C (06) T Peak	2.69	0.76%	-	9,230.06		400.00	26.84	400.00	31.35	-	4.51
A-2C (06) T Off -Peak	13.07	3.70%	4,450.00	66,003.45		400.00	20.89	400.00	24.40	-	3.51
E-1ii(56) TEMP.		0.00%	-	-	#DIV/0!	50.00	36.93	50.00	43.14	-	6.21
Sub-Total	**25.91**	7.34%	**125,911.34**	**207,862.19**							
Industrial					#DIV/0!					-	-
Industrial B-1 (07)	1.85	0.52%	4,654.00	66,293.54			28.41	0.00	33.19	-	4.78
B-1(09) PEAK	0.81	0.23%	-	46,136.38	0.00%		27.01	0.00	31.55	-	4.54
B-1(09) OFF-PEAK	8.11	2.30%	5,692.00	-			21.06	0.00	24.60	-	3.54
B-2A (10)	3.06	0.87%	805.00	72,555.27	0.00%	440.00	23.74	440.00	27.73		3.99
B-2B-(12) T Peak	4.16	1.18%	-	188,219.77		440.00	26.84	440.00	31.35		4.51
B-2B-(12) T Off-Peak	28.47	8.06%	2,654.00	-	#DIV/0!	440.00	20.69	440.00	24.17	-	3.48
B-3 (14) T Peak	0.56	0.16%	-	3,018.42		440.00	26.84	440.00	31.35		4.51
B-3 (14) T Off-Peak	3.02	0.85%	36.00	18,880.31	0.02%	420.00	18.59	420.00	21.72		3.13
B-4 (17) - Peak	0.33	0.09%	-	11,944.46	0.00%	420.00	26.40	420.00	30.84		4.44
B-4 (17) - Off Peak	2.15	0.61%	3.00	-	#DIV/0!	400.00	20.49	400.00	23.93	-	3.44
E-2 (58) Temp	0.17	0.05%	18.00	-	#DIV/0!		24.41	0.00	28.51	-	4.10
Sub-Total	**52.69**	14.92%	**13,917.00**	**407,048.15**							
Single Point Supply for Further Distribution											
C-1A (19)	0.50	0.14%	186.00	2,771.23			29.71	0.00	34.70	-	4.99
C-1B (25)	4.10	1.16%	175.00	18,303.06	0.03%	440.00	26.94	440.00	31.47	-	4.53
C-1C(26)T Peak	0.75	0.21%	20.00	11,620.23	0.01%	440.00	26.84	440.00	31.35	-	4.51
C-1C(26)T Off Peak	4.59	1.30%	155.00	-	#DIV/0!	440.00	20.89	440.00	24.40	-	3.51
C-2A (28)	1.64	0.46%	16.00	-	#DIV/0!	420.00	24.04	420.00	28.08	-	4.04
C-2B (29)T Peak	1.76	0.50%	40.00	7,424.33	0.03%	420.00	26.84	420.00	31.35	-	4.51
C-2B(29)T Off-Peak	9.04	2.56%	13.00	17,579.27		420.00	20.69	420.00	24.17	-	3.48
Sub-Total	**22.38**	6.34%	**605.00**	**57,698.13**							
Agriculture Tubewell - Tariff D											
Agriculture D-1A (41,42,43,44,46)	1.01	0.29%	2,126.59	92,554.53	0.00%		28.54	0.00	33.34	-	4.80
D2 (NOR)	2.08	0.59%	2,877.09	25,140.44	0.01%	200.00	26.85	200.00	31.36	-	4.51
D-1B(T) Peak	3.73	1.06%		61,886.10	0.01%	200.00	20.61	200.00	24.07	-	3.46
D-1B(T) Off-Peak	6.20	1.76%	38.35	-	#DIV/0!	200.00	22.91	200.00	26.76	-	3.85
D-1B(T) Peak (SUB)	0.40	0.11%	523.70	6,522.17		200.00	26.86	200.00	31.38	-	4.52
D-1B(T) Off-Peak	0.27	0.08%	3,704.27	-		200.00	18.41	200.00	21.50	-	3.09
	13.70	3.88%	**9,270.00**	**186,103.24**							
Public Lighting - Tariff G											
G(I)	2.43	0.69%	425.00	13,029.28			24.01	0.00	28.05	-	4.04
Housing Colonies - Tariff H											
H(1)	0.16	0.05%	19.00	2,333.84	0.01%		24.01	0.00	28.05	-	4.04
AJK Bulk Supply											
A-3 (66) General Supply	31.05	8.79%	14,383.66	106,026.80	0.03%		22.55	0.00	26.34	-	3.79
Total	**353.14**	**100.00%**	**858,816**	**1,684,827.19**	0.02%					-	-

Sukkur Electric Power Company Ltd

FORM - 26

SUKKUR ELECTRIC POWR COMPANY LTD.

Existing & Proposed Tariff Statement

FY 2021-22

Description	Jun-22	Sales Mix	No. of Consumers	Sanctioned Load	Load Factor	Determined & Notified Tariff FY 2019-20		Proposed New Tariff FY 2021-22		Difference	
						Fixed Charge	Variable Charge	Fixed Charge	Variable Charge	Fixed Charge	Variable Charge
	(MkWh)	(%age)		kW	(%age)	(Rs/kW/M)	(Rs/kWh)	(Rs/kW/M)	(Rs/kWh)	(Rs/kW/M)	(Rs/kWh)
Residential - A1											
Upto - 50	4.42	1.12%	68,102.00	108,028.30	0.00%	75.00	4.00	75.00	4.00	-	-
1-100 GoP Tariff	67.08	21.47%	325,639.00	104,390.56		150.00	17.28		20.18		2.90
101 - 200 GoP Tariff	47.15	15.09%	119,536.00	176,039.97	0.03%	0.00	20.31	0.00	23.72	-	3.41
201 - 300 GoP Tariff	37.00	11.84%	76,084.00	98,175.66		0.00	23.00	0.00	26.87	-	3.87
301 - 700 GoP Tariff	21.10	6.75%	75,586.00	146,374.79	0.02%	0.00	24.61	0.00	28.75	-	4.14
Above -700 GoP	3.20	1.02%	26,480.00	46,954.85	0.01%	0.00	26.99	0.00	31.53	-	4.54
A-1B(03) T Peak	0.20	0.06%	-	26,754.25	0.00%	0.00	27.00	0.00	31.54	-	4.54
A-1B(03) T Off- Peak	1.06	0.34%	2,856.00	-		0.00	21.05	0.00	24.59	-	3.54
E-11(55) Temp.	0.00	0.00%	2.00	8.68		0.00	24.65	0.00	28.79	-	4.14
Sub-Total	**181.21**	58.00%	**694,285**	**704,726**							-
For Peak Load Requirement Upto 20 KW											-
Commercial - A2A (04)	7.56	2.42%	120,691.34	102,383.29		175.00	26.93	175.00	31.46	-	4.53
A-2B(05)	1.42	0.45%	770.00	245.38	0.66%	440.00	24.83	440.00	29.00	-	4.17
A-2C (06) T Peak	2.38	0.76%	-	9,230.06		400.00	26.84	400.00	31.35	-	4.51
A-2C (06) T Off -Peak	11.56	3.70%	4,450.00	66,003.45		400.00	20.89	400.00	24.40	-	3.51
E-1iii(56) TEMP.		0.00%	-	-	#DIV/0!	50.00	36.93	50.00	43.14	-	6.21
Sub-Total	**22.93**	7.34%	**125,911.34**	**207,862.19**							
Industrial					#DIV/0!					-	-
Industrial B-1 (07)	1.64	0.52%	4,654.00	66,293.54			28.41	0.00	33.19	-	4.78
B-1(09) PEAK	0.72	0.23%	-	46,136.38	0.00%		27.01	0.00	31.55	-	4.54
B-1(09) OFF-PEAK	7.18	2.30%	5,692.00	-			21.06	0.00	24.60	-	3.54
B-2A (10)	2.71	0.87%	805.00	72,555.27	0.00%	440.00	23.74	440.00	27.73		3.99
B-2B-(12) T Peak	3.88	1.18%	-	188,219.77		440.00	26.84	440.00	31.35		4.51
B-2B-(12) T Off-Peak	25.19	8.06%	2,654.00	-	#DIV/0!	440.00	20.69	440.00	24.17	-	3.48
B-3 (14) T Peak	0.50	0.16%	-	3,018.42		440.00	26.84	440.00	31.35		4.51
B-3 (14) T Off-Peak	2.67	0.85%	36.00	18,380.31	0.02%	420.00	18.59	420.00	21.72		3.13
B-4 (17) - Peak	0.29	0.09%	-	11,944.46	0.00%	420.00	26.40	420.00	30.84		4.44
B-4 (17) - Off Peak	1.90	0.61%	3.00	-	#DIV/0!	400.00	20.49	400.00	23.93	-	3.44
E-2 (58) Temp	0.15	0.05%	18.00	-	#DIV/0!		24.41	0.00	28.51	-	4.10
Sub-Total	**46.62**	14.92%	**13,917.00**	**407,048.15**							
Single Point Supply for Further Distribution											
C-1A (19)	0.44	0.14%	186.00	2,771.23			29.71	0.00	34.70	-	4.99
C-1B (25)	3.62	1.16%	175.00	18,303.06	0.02%	440.00	26.94	440.00	31.47	-	4.53
C-1C(26)T Peak	0.66	0.21%	20.00	11,620.23	0.01%	440.00	26.84	440.00	31.35	-	4.51
C-1C(26)T Off Peak	4.06	1.30%	155.00	-	#DIV/0!	440.00	20.89	440.00	24.40	-	3.51
C-2A (28)	1.45	0.46%	16.00	-	#DIV/0!	420.00	24.04	420.00	28.08	-	4.04
C-2B (29)T Peak	1.56	0.50%	40.00	7,424.33	0.02%	420.00	26.84	420.00	31.35	-	4.51
C-2B(29)T Off-Peak	8.00	2.56%	13.00	17,579.27		420.00	20.69	420.00	24.17	-	3.48
Sub-Total	**19.80**	6.34%	**605.00**	**57,698.13**							
Agriculture Tubewell - Tariff D											
Agriculture D-1A (41,42,43,44,46)	0.90	0.29%	2,126.59	92,554.53	0.00%		28.54	0.00	33.34	-	4.80
D2 (NOR)	1.84	0.59%	2,877.09	25,140.44	0.01%	200.00	26.85	200.00	31.36	-	4.51
D-1B(T) Peak	3.30	1.06%		61,886.10	0.01%	200.00	20.61	200.00	24.07	-	3.46
D-1B(T) Off-Peak	5.49	1.76%	38.35	-	#DIV/0!	200.00	22.91	200.00	26.76	-	3.85
D-1B(T) Peak (SUB)	0.35	0.11%	523.70	6,522.17		200.00	26.86	200.00	31.38	-	4.52
D-1B(T) Off-Peak	0.24	0.08%	3,704.27	-		200.00	18.41	200.00	21.50	-	3.09
	12.12	3.88%	**9,270.00**	**186,103.24**							
Public Lighting - Tariff G											
G(I)	2.15	0.69%	425.00	13,029.28			24.01	0.00	28.05	-	4.04
Housing Colonies - Tariff H											
H(1)	0.14	0.05%	19.00	2,333.84	0.01%		24.01	0.00	28.05	-	4.04
AJK Bulk Supply											
A-3 (66) General Supply	27.47	8.79%	14,383.66	106,026.80	0.03%		22.55	0.00	26.34	-	3.79
Total	**312.45**	**100.00%**	**858,816**	**1,684,827.19**	0.02%					-	-

Sukkur Electric Power Company Ltd.

FORM - 26

SUKKUR ELECTRIC POWR COMPANY LTD.

Existing & Proposed Tariff Statement

FY 2021-22

Description	4th Qtr	Sales Mix	No. of Consumers	Sanctioned Load	Load Factor	Determined & Notified Tariff FY 2019-20		Proposed New Tariff FY 2021-22		Difference	
						Fixed Charge	Variable Charge	Fixed Charge	Variable Charge	Fixed Charge	Variable Charge
	(MkWh)	(%age)		(kW)	(%age)	(Rs/kW/M)	(Rs/kWh)	(Rs/kW/M)	(Rs/kWh)	(Rs/kW/M)	(Rs/kWh)
Residential - A1											
Upto - 50	13.25	1.42%	68,102.00	106,026.80	0.01%	75.00	4.00	75.00	4.00	-	-
1-100 GoP Tariff	201.02	21.47%	325,639.00	104,390.56		150.00	17.28		20.18		2.90
101 - 200 GoP Tariff	141.30	15.09%	119,536.00	176,039.97	0.09%	0.00	20.31	0.00	23.72	-	3.41
201 - 300 GoP Tariff	110.87	11.84%	76,084.00	98,175.66		0.00	23.00	0.00	26.87	-	3.87
301 - 700 GoP Tariff	63.22	6.75%	75,586.00	146,374.79	0.05%	0.00	24.61	0.00	28.75	-	4.14
Above -700 GoP	9.59	1.02%	26,480.00	46,954.85	0.02%	0.00	26.99	0.00	31.53	-	4.54
A-1B(03) T Peak	0.61	0.06%	-	26,754.25	0.00%	0.00	27.00	0.00	31.54	-	4.54
A-1B(03) T Off- Peak	3.19	0.34%	2,856.00	-		0.00	21.05	0.00	24.59	-	3.54
E-11(55) Temp.	0.00	0.00%	2.00	8.68		0.00	24.65	0.00	28.79	-	4.14
Sub-Total	**543.04**	58.00%	**694,285**	**704,726**							-
For Peak Load Requirement Upto 20 KW											-
Commercial - A2A (04)	22.66	2.42%	120,691.34	132,383.29		175.00	26.93	175.00	31.46	-	4.53
A-2B(05)	4.25	0.45%	770.00	245.38	1.98%	440.00	24.83	440.00	29.00	-	4.17
A-2C (06) T Peak	7.14	0.76%	-	9,230.06		400.00	26.84	400.00	31.35	-	4.51
A-2C (06) T Off -Peak	34.65	3.70%	4,450.00	66,003.45		400.00	20.89	400.00	24.40	-	3.51
E-1ii(56) TEMP.	-	0.00%	-	-	#DIV/0!	50.00	36.93	50.00	43.14	-	6.21
Sub-Total	**68.71**	7.34%	**125,911.34**	**207,862.19**							
Industrial					#DIV/0!					-	-
Industrial B-1 (07)	4.90	0.52%	4,654.00	66,293.54			28.41	0.00	33.19	-	4.78
B-1(09) PEAK	2.15	0.23%	-	46,136.38	0.01%		27.01	0.00	31.55	-	4.54
B-1(09) OFF-PEAK	21.50	2.30%	5,692.00	-			21.06	0.00	24.60	-	3.54
B-2A (10)	8.11	0.87%	805.00	72,555.27	0.01%	440.00	23.74	440.00	27.73		3.99
B-2B-(12) T Peak	11.03	1.18%	-	188,219.77		440.00	26.84	440.00	31.35		4.51
B-2B-(12) T Off-Peak	75.50	8.06%	2,654.00	-	#DIV/0!	440.00	20.69	440.00	24.17	-	3.48
B-3 (14) T Peak	1.48	0.16%	-	3,018.42		440.00	26.84	440.00	31.35		4.51
B-3 (14) T Off-Peak	8.00	0.85%	36.00	18,880.31	0.05%	420.00	18.59	420.00	21.72		3.13
B-4 (17) - Peak	0.88	0.09%	-	11,944.46	0.01%	420.00	26.40	420.00	30.84		4.44
B-4 (17) - Off Peak	5.71	0.61%	3.00	-	#DIV/0!	400.00	20.49	400.00	23.93	-	3.44
E-2 (58) Temp	0.44	0.05%	18.00	-	#DIV/0!		24.41	0.00	28.51	-	4.10
Sub-Total	**139.70**	14.92%	**13,917.00**	**407,048.15**							
Single Point Supply for Further Distribution											
C-1A (19)	1.33	0.14%	186.00	2,771.23			29.71	0.00	34.70	-	4.99
C-1B (25)	10.86	1.16%	175.00	18,303.06	0.07%	440.00	26.94	440.00	31.47	-	4.53
C-1C(26)T Peak	1.99	0.21%	20.00	11,620.23	0.02%	440.00	26.84	440.00	31.35	-	4.51
C-1C(26)T Off Peak	12.16	1.30%	155.00	-	#DIV/0!	440.00	20.89	440.00	24.40	-	3.51
C-2A (28)	4.35	0.46%	16.00	-	#DIV/0!	420.00	24.04	420.00	28.08	-	4.04
C-2B (29)T Peak	4.68	0.50%	40.00	7,424.33	0.07%	420.00	26.84	420.00	31.35	-	4.51
C-2B(29)T Off-Peak	23.96	2.56%	13.00	17,579.27		420.00	20.69	420.00	24.17	-	3.48
Sub-Total	**59.34**	6.34%	**605.00**	**57,698.13**							
Agriculture Tubewell - Tariff D											
Agriculture D-1A (41,42,43,44,46)	2.69	0.29%	2,126.59	92,554.53	0.00%		28.54	0.00	33.34	-	4.80
D2 (NOR)	5.52	0.59%	2,877.09	25,140.44	0.03%	200.00	26.85	200.00	31.36	-	4.51
D-1B(T) Peak	9.88	1.06%		61,886.10	0.02%	200.00	20.61	200.00	24.07	-	3.46
D-1B(T) Off-Peak	16.45	1.76%	38.35	-	#DIV/0!	200.00	22.91	200.00	26.76	-	3.85
D-1B(T) Peak (SUB)	1.05	0.11%	523.70	6,522.17		200.00	26.86	200.00	31.38	-	4.52
D-1B(T) Off-Peak	0.73	0.08%	3,704.27	-		200.00	18.41	200.00	21.50	-	3.09
	36.32	3.88%	**9,270.00**	**186,103.24**							
Public Lighting - Tariff G											
G(I)	6.45	0.69%	425.00	13,029.28			24.01	0.00	28.05	-	4.04
Housing Colonies - Tariff H											
H(1)	0.43	0.05%	19.00	2,333.84	0.02%		24.01	0.00	28.05	-	4.04
AJK Bulk Supply											
A-3 (66) General Supply	82.32	8.79%	14,383.66	106,026.80	0.09%		22.55	0.00	26.34	-	3.79
Total	**936.30**	**100.00%**	**858,816.00**	**1,684,827.19**	0.06%					-	-

Sukkur Electric Power Company Ltd.

FORM - 26

SUKKUR ELECTRIC POWR COMPANY LTD.

Existing & Proposed Tariff Statement

FY 2022-23

Description	Jul-22	Sales Mix	No. of Consumers	Sanctioned Load	Load Factor	Determined & Notified Tariff FY 2019-20		Proposed New Tariff FY 2022-23		Difference	
						Fixed Charge	Variable Charge	Fixed Charge	Variable Charge	Fixed Charge	Variable Charge
	(MkWh)	(%age)		(kW)	(%age)	(Rs/kW/M)	(Rs/kWh)	(Rs/kW/M)	(Rs/kWh)	(Rs/kW/M)	(Rs/kWh)
Residential - A1											
Upto - 50	4.09	1.42%	83,102.00	108,026.80	0.00%	75.00	4.00	75.00	4.00	-	-
1-100 GoP Tariff	62.01	21.47%	375,639.00	104,390.56		150.00	17.28		22.30		5.02
101 - 200 GoP Tariff	43.59	15.09%	119,536.00	176,039.97	0.03%	0.00	20.31	0.00	26.21	-	5.90
201 - 300 GoP Tariff	34.20	11.84%	76,084.00	98,175.66		0.00	23.00	0.00	29.68	-	6.68
301 - 700 GoP Tariff	19.50	6.75%	75,586.00	146,374.79	0.02%	0.00	24.61	0.00	31.76	-	7.15
Above -700 GoP	2.96	1.02%	26,480.00	46,954.85	0.01%	0.00	26.99	0.00	34.83	-	7.84
A-1B(03) T Peak	0.19	0.06%	-	26,754.25	0.00%	0.00	27.00	0.00	34.84	-	7.84
A-1B(03) T Off- Peak	0.98	0.34%	2,856.00	-		0.00	21.05	0.00	27.16	-	6.11
E-11(55) Temp.	0.00	0.00%	2.00	8.68		0.00	24.65	0.00	31.81	-	7.16
Sub-Total	**167.52**	58.00%	**744,285**	**704,726**							-
For Peak Load Requirement Upto 20 KW											-
Commercial - A2A (04)	6.99	2.42%	120,691.34	132,383.29		175.00	26.93	175.00	34.75	-	7.82
A-2B(05)	1.31	0.45%	770.00	245.38	0.61%	440.00	24.83	440.00	32.04	-	7.21
A-2C (06) T Peak	2.20	0.76%	-	9,230.06		400.00	26.84	400.00	34.64	-	7.80
A-2C (06) T Off -Peak	10.69	3.70%	4,450.00	66,003.45		400.00	20.89	400.00	26.96	-	6.07
E-1ii(56) TEMP.		0.00%	-	-	#DIV/0!	50.00	36.93	50.00	47.66	-	10.73
Sub-Total	**21.20**	7.34%	**125,911.34**	**207,862.19**							
Industrial					#DIV/0!					-	-
Industrial B-1 (07)	1.51	0.52%	4,654.00	66,293.54			28.41	0.00	36.66	-	8.25
B-1(09) PEAK	0.66	0.23%	-	46,136.38	0.00%		27.01	0.00	34.85	-	7.84
B-1(09) OFF-PEAK	6.63	2.30%	5,692.00	-			21.06	0.00	27.18	-	6.12
B-2A (10)	2.50	0.87%	805.00	72,555.27	0.00%	440.00	23.74	440.00	30.64		6.90
B-2B-(12) T Peak	3.40	1.18%	-	188,219.77		440.00	26.84	440.00	34.64		7.80
B-2B-(12) T Off-Peak	23.29	8.06%	2,654.00	-	#DIV/0!	440.00	20.69	440.00	26.70	-	6.01
B-3 (14) T Peak	0.46	0.16%	-	3,018.42		440.00	26.84	440.00	34.64		7.80
B-3 (14) T Off-Peak	2.47	0.85%	36.00	18,880.31	0.01%	420.00	18.59	420.00	23.99		5.40
B-4 (17) - Peak	0.27	0.09%	-	11,944.46	0.00%	420.00	26.40	420.00	34.07		7.67
B-4 (17) - Off Peak	1.76	0.61%	3.00	-	#DIV/0!	400.00	20.49	400.00	26.44	-	5.95
E-2 (58) Temp	0.14	0.05%	18.00	-	#DIV/0!		24.41	0.00	31.50	-	7.09
Sub-Total	**43.10**	14.92%	**13,917.00**	**407,048.15**							
Single Point Supply for Further Distribution											
C-1A (19)	0.41	0.14%	186.00	2,771.23			29.71	0.00	38.34	-	8.63
C-1B (25)	3.35	1.16%	175.00	18,303.06	0.02%	440.00	26.94	440.00	34.76	-	7.82
C-1C(26)T Peak	0.61	0.21%	20.00	11,620.23	0.01%	440.00	26.84	440.00	34.64	-	7.80
C-1C(26)T Off Peak	3.75	1.30%	155.00	-	#DIV/0!	440.00	20.89	440.00	26.96	-	6.07
C-2A (28)	1.34	0.46%	16.00	-	#DIV/0!	420.00	24.04	420.00	31.02	-	6.98
C-2B (29)T Peak	1.44	0.50%	40.00	7,424.33	0.02%	420.00	26.84	420.00	34.64	-	7.80
C-2B(29)T Off-Peak	7.39	2.56%	13.00	17,579.27		420.00	20.69	420.00	26.70	-	6.01
Sub-Total	**18.31**	6.34%	**605.00**	**57,698.13**							
Agriculture Tubewell - Tariff D											
Agriculture D-1A (41,42,43,44,46)	0.83	0.29%	2,126.59	92,554.53	0.00%		28.54	0.00	36.83	-	8.29
D2 (NOR)	1.70	0.59%	2,877.09	25,140.44	0.01%	200.00	26.85	200.00	34.65	-	7.80
D-1B(T) Peak	3.05	1.06%		61,886.10	0.01%	200.00	20.61	200.00	26.60	-	5.99
D-1B(T) Off-Peak	5.07	1.76%	38.35	-	#DIV/0!	200.00	22.91	200.00	29.56	-	6.65
D-1B(T) Peak (SUB)	0.33	0.11%	523.70	6,522.17		200.00	26.86	200.00	34.66	-	7.80
D-1B(T) Off-Peak	0.22	0.08%	3,704.27	-		200.00	18.41	200.00	23.76	-	5.35
	11.20	3.88%	**9,270.00**	**186,103.24**							
Public Lighting - Tariff G											
G(I)	1.99	0.69%	425.00	13,029.28			24.01	0.00	30.98	-	6.97
Housing Colonies - Tariff H											
H(1)	0.13	0.05%	19.00	2,333.84	0.01%		24.01	0.00	30.98	-	6.97
AJK Bulk Supply											
A-3 (66) General Supply	25.39	8.79%	14,383.66	106,026.80	0.03%		22.55	0.00	29.10	-	6.55
Total	**288.84**	**100.00%**	**908,816.00**	**1,684,327.19**	0.02%					-	-

Sukkur Electric Power Company Ltd.

FORM - 25

SUKKUR ELECTRIC POWR COMPANY LTD.

Existing & Proposed Tariff Statement

FY 2022-23

Description	Aug-22	Sales Mix	No. of Consumers	Sanctioned Load	Load Factor	Determined & Notified Tariff FY 2019-20		Proposed New Tariff FY 2022-23		Difference	
						Fixed Charge	Variable Charge	Fixed Charge	Variable Charge	Fixed Charge	Variable Charge
	(MkWh)	(%age)		(kW)	(%age)	(Rs/kW/M)	(Rs/kWh)	(Rs/kW/M)	(Rs/kWh)	(Rs/kW/M)	(Rs/kWh)
Residential - A1											
Upto - 50	4.62	1.42%	68,102.00	106,026.80	0.00%	75.00	4.00	75.00	4.00	-	-
1-100 GoP Tariff	70.02	21.47%	375,639.00	104,390.56		150.00	17.28		22.30		5.02
101 - 200 GoP Tariff	49.22	15.09%	119,536.00	176,039.97	0.03%	0.00	20.31	0.00	26.21	-	5.90
201 - 300 GoP Tariff	38.62	11.84%	76,084.00	98,175.66		0.00	23.00	0.00	29.68	-	6.68
301 - 700 GoP Tariff	22.02	6.75%	75,586.00	146,374.79	0.02%	0.00	24.61	0.00	31.76	-	7.15
Above -700 GoP	3.34	1.02%	26,480.00	46,954.85	0.01%	0.00	26.99	0.00	34.83	-	7.84
A-1B(03) T Peak	0.21	0.06%	-	26,754.25	0.00%	0.00	27.00	0.00	34.84	-	7.84
A-1B(03) T Off- Peak	1.11	0.34%	2,856.00	-		0.00	21.05	0.00	27.16	-	6.11
E-11(55) Temp.	0.00	0.00%	2.00	8.68		0.00	24.65	0.00	31.81	-	7.16
Sub-Total	**189.16**	58.00%	**744,285**	**704,726**							-
For Peak Load Requirement Upto 20 KW											-
Commercial - A2A (04)	7.89	2.42%	120,691.34	132,383.29		175.00	26.93	175.00	34.75	-	7.82
A-2B(05)	1.48	0.45%	770.00	245.38	0.69%	440.00	24.83	440.00	32.04	-	7.21
A-2C (06) T Peak	2.49	0.76%	-	9,230.06		400.00	26.84	400.00	34.64	-	7.80
A-2C (06) T Off -Peak	12.07	3.70%	4,450.00	66,003.45		400.00	20.89	400.00	26.96	-	6.07
E-1ii(56) TEMP.		0.00%	-	-	#DIV/0!	50.00	36.93	50.00	47.66	-	10.73
Sub-Total	**23.93**	7.34%	**125,911.34**	**207,862.19**							
Industrial					#DIV/0!					-	-
Industrial B-1 (07)	1.71	0.52%	4,654.00	66,293.54			28.41	0.00	36.66	-	8.25
B-1(09) PEAK	0.75	0.23%	-	46,136.38	0.00%		27.01	0.00	34.85	-	7.84
B-1(09) OFF-PEAK	7.49	2.30%	5,692.00	-			21.06	0.00	27.18	-	6.12
B-2A (10)	2.83	0.87%	805.00	72,555.27	0.00%	440.00	23.74	440.00	30.64		6.90
B-2B-(12) T Peak	3.84	1.18%	-	188,219.77		440.00	26.84	440.00	34.64		7.80
B-2B-(12) T Off-Peak	26.30	8.06%	2,554.00	-	#DIV/0!	440.00	20.69	440.00	26.70	-	6.01
B-3 (14) T Peak	0.52	0.16%	-	3,018.42		440.00	26.84	440.00	34.64		7.80
B-3 (14) T Off-Peak	2.79	0.85%	36.00	18,880.31	0.02%	420.00	18.59	420.00	23.99		5.40
B-4 (17) - Peak	0.31	0.09%	-	11,944.46	0.00%	420.00	26.40	420.00	34.07		7.67
B-4 (17) - Off Peak	1.99	0.61%	3.00	-	#DIV/0!	400.00	20.49	400.00	26.44	-	5.95
E-2 (58) Temp	0.15	0.05%	18.00	-	#DIV/0!		24.41	0.00	31.50	-	7.09
Sub-Total	**48.66**	14.92%	**13,917.00**	**407,048.15**							
Single Point Supply for Further Distribution											
C-1A (19)	0.46	0.14%	186.00	2,771.23			29.71	0.00	38.34	-	8.63
C-1B (25)	3.78	1.16%	175.00	18,303.06	0.02%	440.00	26.94	440.00	34.76	-	7.82
C-1C(26)T Peak	0.69	0.21%	20.00	11,620.23	0.01%	440.00	26.84	440.00	34.64	-	7.80
C-1C(26)T Off Peak	4.24	1.30%	155.00	-	#DIV/0!	440.00	20.89	440.00	26.96	-	6.07
C-2A (28)	1.52	0.46%	16.00	-	#DIV/0!	420.00	24.04	420.00	31.02	-	6.98
C-2B (29)T Peak	1.63	0.50%	40.00	7,424.33	0.03%	420.00	26.84	420.00	34.64	-	7.80
C-2B(29)T Off-Peak	8.35	2.56%	13.00	17,579.27		420.00	20.69	420.00	26.70	-	6.01
Sub-Total	**20.67**	6.34%	**605.00**	**57,698.13**							
Agriculture Tubewell - Tariff D											
Agriculture D-1A (41,42,43,44,46)	0.94	0.29%	2,126.59	92,554.53	0.00%		28.54	0.00	36.83	-	8.29
D2 (NOR)	1.92	0.59%	2,877.09	25,140.44	0.01%	200.00	26.85	200.00	34.65	-	7.80
D-1B(T) Peak	3.44	1.06%		51,886.10	0.01%	200.00	20.61	200.00	26.60	-	5.99
D-1B(T) Off-Peak	5.73	1.76%	38.35	-	#DIV/0!	200.00	22.91	200.00	29.56	-	6.65
D-1B(T) Peak (SUB)	0.37	0.11%	523.70	6,522.17		200.00	26.86	200.00	34.66	-	7.80
D-1B(T) Off-Peak	0.25	0.08%	3,704.27	-		200.00	18.41	200.00	23.76	-	5.35
	12.65	3.88%	**9,270.00**	**186,103.24**							
Public Lighting - Tariff G											
G(I)	2.25	0.69%	425.00	13,029.28			24.01	0.00	30.98	-	6.97
Housing Colonies - Tariff H											
H(1)	0.15	0.05%	19.00	2,333.84	0.01%		24.01	0.00	30.98	-	6.97
AJK Bulk Supply											
A-3 (66) General Supply	28.67	8.79%	14,383.66	106,026.80	0.03%		22.55	0.00	29.10	-	6.55
Total	**326.14**	100.00%	**908,816.00**	**1,684,827.19**	0.02%					-	-

Sukkur Electric Power Company Ltd.

FORM - 26

SUKKUR ELECTRIC POWR COMPANY LTD.

Existing & Proposed Tariff Statement

FY 2022-23

Description	Sep-22	Sales Mix	No. of Consumers	Sanctioned Load	Load Factor	Determined & Notified Tariff FY 2019-20		Proposed New Tariff FY 2022-23		Difference	
						Fixed Charge	Variable Charge	Fixed Charge	Variable Charge	Fixed Charge	Variable Charge
	(MkWh)	(%age)		(kW)	(%age)	(Rs/kW/M)	(Rs/kWh)	(Rs/kW/M)	(Rs/kWh)	(Rs/kW/M)	(Rs/kWh)
Residential - A1											
Upto - 50	4.18	1.12%	58,102.00	106,026.80	0.00%	75.00	4.00	75.00	4.00	-	-
1-100 GoP Tariff	63.47	21.47%	375,639.00	104,390.56		150.00	17.28		22.30		5.02
101 - 200 GoP Tariff	44.61	15.09%	119,536.00	176,039.97	0.03%	0.00	20.31	0.00	26.21	-	5.90
201 - 300 GoP Tariff	35.00	11.84%	76,084.00	98,175.66		0.00	23.00	0.00	29.68	-	6.68
301 - 700 GoP Tariff	19.96	6.75%	75,586.00	146,374.79	0.02%	0.00	24.61	0.00	31.76	-	7.15
Above -700 GoP	3.03	1.02%	26,480.00	46,954.85	0.01%	0.00	26.99	0.00	34.83	-	7.84
A-1B(03) T Peak	0.19	0.06%	-	26,754.25	0.00%	0.00	27.00	0.00	34.84	-	7.84
A-1B(03) T Off- Peak	1.01	0.34%	2,856.00	-		0.00	21.05	0.00	27.16	-	6.11
E-11(55) Temp.	0.00	0.00%	2.00	8.68		0.00	24.65	0.00	31.81	-	7.16
Sub-Total	**171.44**	58.00%	**744,285**	**704,726**							-
For Peak Load Requirement Upto 20 KW											-
Commercial - A2A (04)	7.16	2.42%	120,691.34	132,383.29		175.00	26.93	175.00	34.75	-	7.82
A-2B(05)	1.34	0.45%	770.00	245.38	0.62%	440.00	24.83	440.00	32.04	-	7.21
A-2C (06) T Peak	2.25	0.76%	-	9,230.06		400.00	26.84	400.00	34.64	-	7.80
A-2C (06) T Off -Peak	10.94	3.70%	4,450.00	66,003.45		400.00	20.89	400.00	26.96	-	6.07
E-1ii(56) TEMP.		0.00%	-	-	#DIV/0!	50.00	36.93	50.00	47.66	-	10.73
Sub-Total	**21.69**	7.34%	**125,911.34**	**207,862.19**							
Industrial					#DIV/0!					-	-
Industrial B-1 (07)	1.55	0.52%	4,654.00	66,293.54			26.41	0.00	36.66	-	8.25
B-1(09) PEAK	0.68	0.23%	-	46,136.38	0.00%		27.01	0.00	34.85	-	7.84
B-1(09) OFF-PEAK	6.79	2.30%	5,692.00	-			21.06	0.00	27.18	-	6.12
B-2A (10)	2.56	0.87%	805.00	72,555.27	0.00%	440.00	23.74	440.00	30.64		6.90
B-2B-(12) T Peak	3.48	1.18%	-	188,219.77		440.00	26.84	440.00	34.64		7.80
B-2B-(12) T Off-Peak	23.83	8.06%	2,654.00	-	#DIV/0!	440.00	20.69	440.00	26.70	-	6.01
B-3 (14) T Peak	0.47	0.16%	-	3,018.42		440.00	26.84	440.00	34.64		7.80
B-3 (14) T Off-Peak	2.53	0.85%	36.00	18,880.31	0.02%	420.00	18.59	420.00	23.99		5.40
B-4 (17) - Peak	0.28	0.09%	-	11,944.46	0.00%	420.00	26.40	420.00	34.07		7.67
B-4 (17) - Off Peak	1.80	0.61%	3.00	-	#DIV/0!	400.00	20.49	400.00	26.44	-	5.95
E-2 (58) Temp	0.14	0.05%	18.00	-	#DIV/0!		24.41	0.00	31.50	-	7.09
Sub-Total	**44.10**	14.92%	**13,917.00**	**407,048.15**							
Single Point Supply for Further Distribution											
C-1A (19)	0.42	0.14%	186.00	2,771.23			29.71	0.00	38.34	-	8.63
C-1B (25)	3.43	1.16%	175.00	18,303.06	0.02%	440.00	26.94	440.00	34.76	-	7.82
C-1C(26)T Peak	0.63	0.21%	20.00	11,620.23	0.01%	440.00	26.84	440.00	34.64	-	7.80
C-1C(26)T Off Peak	3.84	1.30%	155.00	-	#DIV/0!	440.00	20.89	440.00	26.96	-	6.07
C-2A (28)	1.37	0.46%	16.00	-	#DIV/0!	420.00	24.04	420.00	31.02	-	6.98
C-2B (29)T Peak	1.48	0.50%	40.00	7,424.33	0.02%	420.00	26.84	420.00	34.64	-	7.80
C-2B(29)T Off-Peak	7.57	2.56%	13.00	17,579.27		420.00	20.69	420.00	26.70	-	6.01
Sub-Total	**18.74**	6.34%	**605.00**	**57,698.13**							
Agriculture Tubewell - Tariff D											
Agriculture D-1A (41,42,43,44,46)	0.85	0.29%	2,126.59	92,554.53	0.00%		28.54	0.00	36.83	-	8.29
D2 (NOR)	1.74	0.59%	2,877.09	25,140.44	0.01%	200.00	26.85	200.00	34.65	-	7.80
D-1B(T) Peak	3.12	1.06%		61,886.10	0.01%	200.00	20.61	200.00	26.60	-	5.99
D-1B(T) Off-Peak	5.19	1.76%	38.35	-	#DIV/0!	200.00	22.91	200.00	29.56	-	6.65
D-1B(T) Peak (SUB)	0.33	0.11%	523.70	6,522.17		200.00	26.86	200.00	34.66	-	7.80
D-1B(T) Off-Peak	0.23	0.08%	3,704.27	-		200.00	18.41	200.00	23.76	-	5.35
	11.47	3.88%	**9,270.00**	**186,103.24**							
Public Lighting - Tariff G											
G(I)	2.04	0.69%	425.00	13,029.28			24.01	0.00	30.98	-	6.97
Housing Colonies - Tariff H											
H(1)	0.14	0.05%	19.00	2,333.84	0.01%		24.01	0.00	30.98	-	6.97
AJK Bulk Supply											
A-3 (66) General Supply	25.99	8.79%	14,383.66	106,026.80	0.03%		22.55	0.00	29.10	-	6.55
Total	**295.60**	**100.00%**	**908,816.00**	**1,684,827.19**	0.02%					-	-

Sukkur Electric Power Company Ltd.

FORM - 26

SUKKUR ELECTRIC POWR COMPANY LTD.

Existing & Proposed Tariff Statement

FY 2022-23

Description	1st Qtr.	Sales Mix	No. of Consumers	Sanctioned Load	Load Factor	Determined & Notified Tariff FY 2019-20		Proposed New Tariff FY 2022-23		Difference	
						Fixed Charge	Variable Charge	Fixed Charge	Variable Charge	Fixed Charge	Variable Charge
	(MkWh)	(%age)		(kW)	(%age)	(Rs/kW/M)	(Rs/kWh)	(Rs/kW/M)	(Rs/kWh)	(Rs/kW/M)	(Rs/kWh)
Residential - A1											
Upto - 50	12.89	1.42%	68,102.00	106,026.80	0.01%	75.00	4.00	75.00	4.00	-	-
1-100 GoP Tariff	195.50	21.47%	375,639.00	104,390.56		150.00	17.28		22.30		5.02
101 - 200 GoP Tariff	137.42	15.09%	119,536.00	176,039.97	0.09%	0.00	20.31	0.00	26.21	-	5.90
201 - 300 GoP Tariff	107.82	11.84%	76,084.00	98,175.66		0.00	23.00	0.00	29.68	-	6.68
301 - 700 GoP Tariff	61.48	6.75%	75,586.00	146,374.79	0.05%	0.00	24.61	0.00	31.76	-	7.15
Above -700 GoP	9.32	1.02%	26,480.00	46,954.85	0.02%	0.00	26.99	0.00	34.83	-	7.84
A-1B(03) T Peak	0.59	0.06%	-	26,754.25	0.00%	0.00	27.00	0.00	34.84	-	7.84
A-1B(03) T Off- Peak	3.10	0.34%	2,856.00	-		0.00	21.05	0.00	27.16	-	6.11
E-11(55) Temp.	0.00	0.00%	2.00	8.68		0.00	24.65	0.00	31.81	-	7.16
Sub-Total	**528.12**	58.00%	**744,285**	**704,725**							-
For Peak Load Requirement Upto 20 KW											-
Commercial - A2A (04)	22.04	2.42%	120,691.34	132,383.29		175.00	26.93	175.00	34.75	-	7.82
A-2B(05)	4.13	0.45%	770.00	245.38	1.92%	440.00	24.83	440.00	32.04	-	7.21
A-2C (06) T Peak	6.95	0.76%	-	9,230.06		400.00	26.84	400.00	34.64	-	7.80
A-2C (06) T Off -Peak	33.70	3.70%	4,450.00	66,003.45		400.00	20.89	400.00	26.96	-	6.07
E-1ii(56) TEMP.	-	0.00%	-	-	#DIV/0!	50.00	36.93	50.00	47.66	-	10.73
Sub-Total	**66.82**	7.34%	**125,911.34**	**207,862.19**							
Industrial					#DIV/0!					-	-
Industrial B-1 (07)	4.77	0.52%	4,654.00	66,293.54			28.41	0.00	36.66	-	8.25
B-1(09) PEAK	2.09	0.23%	-	46,136.38	0.01%		27.01	0.00	34.85	-	7.84
B-1(09) OFF-PEAK	20.91	2.30%	5,692.00	-			21.06	0.00	27.18	-	6.12
B-2A (10)	7.89	0.87%	805.00	72,555.27	0.01%	440.00	23.74	440.00	30.64		6.90
B-2B-(12) T Peak	10.73	1.18%	-	188,219.77		440.00	26.84	440.00	34.64		7.80
B-2B-(12) T Off-Peak	73.42	8.06%	2,654.00	-	#DIV/0!	440.00	20.69	440.00	26.70	-	6.01
B-3 (14) T Peak	1.44	0.16%	-	3,018.42		440.00	26.84	440.00	34.64		7.80
B-3 (14) T Off-Peak	7.78	0.85%	36.00	18,880.31	0.05%	420.00	18.59	420.00	23.99		5.40
B-4 (17) - Peak	0.85	0.09%	-	11,944.46	0.01%	420.00	26.40	420.00	34.07		7.67
B-4 (17) - Off Peak	5.55	0.61%	3.00	-	#DIV/0!	400.00	20.49	400.00	26.44	-	5.95
E-2 (58) Temp	0.43	0.05%	18.00	-	#DIV/0!		24.41	0.00	31.50	-	7.09
Sub-Total	**135.86**	14.92%	**13,917.00**	**407,048.15**							
Single Point Supply for Further Distribution											
C-1A (19)	1.30	0.14%	186.00	2,771.23			29.71	0.00	38.34	-	8.63
C-1B (25)	10.56	1.16%	175.00	18,303.06	0.07%	440.00	26.94	440.00	34.76	-	7.82
C-1C(26)T Peak	1.94	0.21%	20.00	11,620.23	0.02%	440.00	26.84	440.00	34.64	-	7.80
C-1C(26)T Off Peak	11.83	1.30%	155.00	-	#DIV/0!	440.00	20.89	440.00	26.96	-	6.07
C-2A (28)	4.23	0.46%	16.00	-	#DIV/0!	420.00	24.04	420.00	31.02	-	6.98
C-2B (29)T Peak	4.55	0.50%	40.00	7,424.33	0.07%	420.00	26.84	420.00	34.64	-	7.80
C-2B(29)T Off-Peak	23.31	2.56%	13.00	17,579.27		420.00	20.69	420.00	26.70	-	6.01
Sub-Total	**57.71**	6.34%	**605.00**	**57,698.13**							
Agriculture Tubewell - Tariff D											
Agriculture D-1A (41,42,43,44,46)	2.62	0.29%	2,126.59	92,554.53	0.00%		28.54	0.00	36.83	-	8.29
D2 (NOR)	5.37	0.59%	2,877.09	25,140.44	0.02%	200.00	26.85	200.00	34.65	-	7.80
D-1B(T) Peak	9.61	1.06%		61,386.10	0.02%	200.00	20.61	200.00	26.60	-	5.99
D-1B(T) Off-Peak	15.99	1.76%	38.35	-	#DIV/0!	200.00	22.91	200.00	29.56	-	6.65
D-1B(T) Peak (SUB)	1.03	0.11%	523.70	6,522.17		200.00	26.86	200.00	34.66	-	7.80
D-1B(T) Off-Peak	0.71	0.08%	3,704.27	-		200.00	18.41	200.00	23.76	-	5.35
	35.32	3.88%	**9,270.00**	**186,103.24**							
Public Lighting - Tariff G											
G(I)	6.27	0.69%	425.00	13,029.28			24.01	0.00	30.98	-	6.97
Housing Colonies - Tariff H											
H(1)	0.42	0.05%	19.00	2,333.84	0.02%		24.01	0.00	30.98	-	6.97
AJK Bulk Supply											
A-3 (66) General Supply	80.05	8.79%	14,383.66	106,026.80	0.09%		22.55	0.00	29.10	-	6.55
Total	**910.58**	**100.00%**	**908,816.00**	**1,684,327.19**	0.06%					-	-

Sukkur Electric Power Company Ltd.

FORM - 26

SUKKUR ELECTRIC POWR COMPANY LTD.

Existing & Proposed Tariff Statement

FY 2022-23

Description	Oct-22	Sales Mix	No. of Consumers	Sanctioned Load	Load Factor	Determined & Notified Tariff FY 2019-20		Proposed New Tariff FY 2022-23		Difference	
						Fixed Charge	Variable Charge	Fixed Charge	Variable Charge	Fixed Charge	Variable Charge
	(MkWh)	(%age)		(kW)	(%age)	(Rs/kW/M)	(Rs/kWh)	(Rs/kW/M)	(Rs/kWh)	(Rs/kW/M)	(Rs/kWh)
Residential - A1											
Upto - 50	3.88	1.42%	63,102.00	106,026.80	0.00%	75.00	4.00	75.00	4.00	-	-
1-100 GoP Tariff	58.91	21.47%	375,639.00	104,390.56		150.00	17.28		22.30		5.02
101 - 200 GoP Tariff	41.41	15.09%	119,536.00	176,039.97	0.03%	0.00	20.31	0.00	26.21	-	5.90
201 - 300 GoP Tariff	32.49	11.84%	76,084.00	98,175.66		0.00	23.00	0.00	29.68	-	6.68
301 - 700 GoP Tariff	18.53	6.75%	75,586.00	146,374.79	0.01%	0.00	24.61	0.00	31.76	-	7.15
Above -700 GoP	2.81	1.02%	26,480.00	46,954.85	0.01%	0.00	26.99	0.00	34.83	-	7.84
A-1B(03) T Peak	0.18	0.06%	-	26,754.25	0.00%	0.00	27.00	0.00	34.84	-	7.84
A-1B(03) T Off- Peak	0.93	0.34%	2,856.00	-		0.00	21.05	0.00	27.16	-	6.11
E-11(55) Temp.	0.00	0.00%	2.00	8.68		0.00	24.65	0.00	31.81	-	7.16
Sub-Total	**159.14**	58.00%	**744,285**	**704,726**							-
For Peak Load Requirement Upto 20 KW											-
Commercial - A2A (04)	6.64	2.42%	120,691.34	132,383.29		175.00	26.93	175.00	34.75	-	7.82
A-2B(05)	1.25	0.45%	770.00	245.38	0.58%	440.00	24.83	440.00	32.04	-	7.21
A-2C (06) T Peak	2.09	0.76%	-	9,230.06		400.00	26.84	400.00	34.64	-	7.80
A-2C (06) T Off -Peak	10.15	3.70%	4,450.00	66,003.45		400.00	20.89	400.00	26.96	-	6.07
E-1ii(56) TEMP.		0.00%	-	-	#DIV/0!	50.00	36.93	50.00	47.66	-	10.73
Sub-Total	**20.13**	7.34%	**125,911.34**	**207,862.19**							
Industrial					#DIV/0!					-	-
Industrial B-1 (07)	1.44	0.52%	4,654.00	66,293.54			28.41	0.00	36.66	-	8.25
B-1(09) PEAK	0.63	0.23%	-	46,136.38	0.00%		27.01	0.00	34.85	-	7.84
B-1(09) OFF-PEAK	6.30	2.30%	5,692.00	-			21.06	0.00	27.18	-	6.12
B-2A (10)	2.38	0.87%	805.00	72,555.27	0.00%	440.00	23.74	440.00	30.64		6.90
B-2B-(12) T Peak	3.23	1.18%	-	188,219.77		440.00	26.84	440.00	34.64		7.80
B-2B-(12) T Off-Peak	22.12	8.06%	2,654.00	-	#DIV/0!	440.00	20.69	440.00	26.70	-	6.01
B-3 (14) T Peak	0.43	0.16%	-	3,018.42		440.00	26.84	440.00	34.64		7.80
B-3 (14) T Off-Peak	2.34	0.85%	36.00	18,880.31	0.01%	420.00	18.59	420.00	23.99		5.40
B-4 (17) - Peak	0.26	0.09%	-	11,944.46	0.00%	420.00	26.40	420.00	34.07		7.67
B-4 (17) - Off Peak	1.67	0.61%	3.00	-	#DIV/0!	400.00	20.49	400.00	26.44	-	5.95
E-2 (58) Temp	0.13	0.05%	18.00	-	#DIV/0!		24.41	0.00	31.50	-	7.09
Sub-Total	**40.94**	14.92%	**13,917.00**	**407,048.15**							
Single Point Supply for Further Distribution											
C-1A (19)	0.39	0.14%	186.00	2,771.23			29.71	0.00	38.34	-	8.63
C-1B (25)	3.18	1.16%	175.00	18,303.06	0.02%	440.00	26.94	440.00	34.76	-	7.82
C-1C(26)T Peak	0.58	0.21%	20.00	11,620.23	0.01%	440.00	26.84	440.00	34.64	-	7.80
C-1C(26)T Off Peak	3.56	1.30%	155.00	-	#DIV/0!	440.00	20.89	440.00	26.96	-	6.07
C-2A (28)	1.28	0.46%	16.00	-	#DIV/0!	420.00	24.04	420.00	31.02	-	6.98
C-2B (29)T Peak	1.37	0.50%	40.00	7,424.33	0.02%	420.00	26.84	420.00	34.64	-	7.80
C-2B(29)T Off-Peak	7.02	2.56%	13.00	17,579.27		420.00	20.69	420.00	26.70	-	6.01
Sub-Total	**17.39**	6.34%	**605.00**	**57,598.13**							
Agriculture Tubewell - Tariff D											
Agriculture D-1A (41,42,43,44,46)	0.79	0.29%	2,126.59	92,554.53	0.00%		28.54	0.00	36.83	-	8.29
D2 (NOR)	1.62	0.59%	2,877.09	25,140.44	0.01%	200.00	26.85	200.00	34.65	-	7.80
D-1B(T) Peak	2.90	1.06%		61,886.10	0.01%	200.00	20.61	200.00	26.60	-	5.99
D-1B(T) Off-Peak	4.82	1.76%	38.35	-	#DIV/0!	200.00	22.91	200.00	29.56	-	6.65
D-1B(T) Peak (SUB)	0.31	0.11%	523.70	6,522.17		200.00	26.86	200.00	34.66	-	7.80
D-1B(T) Off-Peak	0.21	0.08%	3,704.27	-		200.00	18.41	200.00	23.76	-	5.35
	10.64	3.88%	**9,270.00**	**186,103.24**							
Public Lighting - Tariff G											
G(1)	1.89	0.69%	425.00	13,029.28			24.01	0.00	30.98	-	6.97
Housing Colonies - Tariff H											
H(1)	0.13	0.05%	19.00	2,333.84	0.01%		24.01	0.00	30.98	-	6.97
AJK Bulk Supply											
A-3 (66) General Supply	24.12	8.79%	14,383.66	106,026.80	0.03%		22.55	0.00	29.10	-	6.55
Total	**274.38**	**100.00%**	**908,816.00**	**1,684,827.19**	0.02%					-	-

#REF!

Sukkur Electric Power Company Ltd.

FORM - 26

SUKKUR ELECTRIC POWR COMPANY LTD.

Existing & Proposed Tariff Statement

FY 2022-23

Description	Nov-22	Sales Mix	No. of Consumers	Sanctioned Load	Load Factor	Determined & Notified Tariff FY 2019-20		Proposed New Tariff FY 2022-23		Difference	
						Fixed Charge	Variable Charge	Fixed Charge	Variable Charge	Fixed Charge	Variable Charge
	(MkWh)	(%age)		(kW)	(%age)	(Rs/kW/M)	(Rs/kWh)	(Rs/kW/M)	(Rs/kWh)	(Rs/kW/M)	(Rs/kWh)
Residential - A1											
Upto - 50	2.76	1.42%	68,102.00	106,026.80	0.00%	75.00	4.00	75.00	4.00	-	-
1-100 GoP Tariff	41.87	21.47%	375,539.00	104,390.56		150.00	17.28		22.30		5.02
101 - 200 GoP Tariff	29.43	15.09%	119,536.00	176,039.97	0.02%	0.00	20.31	0.00	26.21	-	5.90
201 - 300 GoP Tariff	23.09	11.84%	76,084.00	98,175.66		0.00	23.00	0.00	29.68	-	6.68
301 - 700 GoP Tariff	13.17	6.75%	75,586.00	146,374.79	0.01%	0.00	24.61	0.00	31.76	-	7.15
Above -700 GoP	2.00	1.02%	26,480.00	46,954.85	0.00%	0.00	26.99	0.00	34.83	-	7.84
A-1B(03) T Peak	0.13	0.06%	-	26,754.25	0.00%	0.00	27.00	0.00	34.84	-	7.84
A-1B(03) T Off- Peak	0.66	0.34%	2,856.00	-		0.00	21.05	0.00	27.16	-	6.11
E-11(55) Temp.	0.00	0.00%	2.00	8.68		0.00	24.65	0.00	31.81	-	7.16
Sub-Total	113.11	58.00%	744,285	704,726							-
For Peak Load Requirement Upto 20 KW											-
Commercial - A2A (04)	4.72	2.42%	120,691.34	132,383.29		175.00	26.93	175.00	34.75	-	7.82
A-2B(05)	0.89	0.45%	770.00	245.38	0.41%	440.00	24.83	440.00	32.04	-	7.21
A-2C (06) T Peak	1.49	0.76%	-	9,230.06		400.00	26.84	400.00	34.64	-	7.80
A-2C (06) T Off -Peak	7.22	3.70%	4,450.00	66,003.45		400.00	20.89	400.00	26.96	-	6.07
E-1ii(56) TEMP.		0.00%	-	-	#DIV/0!	50.00	36.93	50.00	47.66	-	10.73
Sub-Total	14.31	7.34%	125,911.34	207,862.19							
Industrial					#DIV/0!					-	-
Industrial B-1 (07)	1.02	0.52%	4,654.00	66,293.54			28.41	0.00	36.66	-	8.25
B-1(09) PEAK	0.45	0.23%	-	46,136.38	0.00%		27.01	0.00	34.85	-	7.84
B-1(09) OFF-PEAK	4.48	2.30%	5,692.00	-			21.06	0.00	27.18	-	6.12
B-2A (10)	1.69	0.87%	805.00	72,555.27	0.00%	440.00	23.74	440.00	30.64		6.90
B-2B-(12) T Peak	2.30	1.18%	-	188,219.77		440.00	26.84	440.00	34.64		7.80
B-2B-(12) T Off-Peak	15.73	8.06%	2,654.00	-	#DIV/0!	440.00	20.69	440.00	26.70	-	6.01
B-3 (14) T Peak	0.31	0.16%	-	3,018.42		440.00	26.84	440.00	34.64		7.80
B-3 (14) T Off-Peak	1.67	0.85%	36.00	18,880.31	0.01%	420.00	18.59	420.00	23.99		5.40
B-4 (17) - Peak	0.18	0.09%	-	11,944.46	0.00%	420.00	26.40	420.00	34.07		7.67
B-4 (17) - Off Peak	1.19	0.61%	3.00	-	#DIV/0!	400.00	20.49	400.00	26.44	-	5.95
E-2 (58) Temp	0.09	0.05%	18.00	-	#DIV/0!		24.41	0.00	31.50	-	7.09
Sub-Total	29.10	14.92%	13,917.00	407,048.15							
Single Point Supply for Further Distribution											
C-1A (19)	0.28	0.14%	186.00	2,771.23			29.71	0.00	38.34	-	8.63
C-1B (25)	2.26	1.16%	175.00	18,303.06	0.01%	440.00	26.94	440.00	34.76	-	7.82
C-1C(26)T Peak	0.42	0.21%	20.00	11,620.23	0.00%	440.00	26.84	440.00	34.64	-	7.80
C-1C(26)T Off Peak	2.53	1.30%	155.00	-	#DIV/0!	440.00	20.89	440.00	26.96	-	6.07
C-2A (28)	0.91	0.46%	16.00	-	#DIV/0!	420.00	24.04	420.00	31.02	-	6.98
C-2B (29)T Peak	0.97	0.50%	40.00	7,424.33	0.01%	420.00	26.84	420.00	34.64	-	7.80
C-2B(29)T Off-Peak	4.99	2.56%	13.00	17,579.27		420.00	20.69	420.00	26.70	-	6.01
Sub-Total	12.36	6.34%	605.00	57,698.13							
Agriculture Tubewell - Tariff D											
Agriculture D-1A (41,42,43,44,46)	0.56	0.29%	2,126.59	92,554.53	0.00%		28.54	0.00	36.83	-	8.29
D2 (NOR)	1.15	0.59%	2,877.09	25,140.44	0.01%	200.00	26.85	200.00	34.65	-	7.80
D-1B(T) Peak	2.06	1.06%		61,886.10	0.00%	200.00	20.61	200.00	26.60	-	5.99
D-1B(T) Off-Peak	3.43	1.76%	38.35	-	#DIV/0!	200.00	22.91	200.00	29.56	-	6.65
D-1B(T) Peak (SUB)	0.22	0.11%	523.70	6,522.17		200.00	26.86	200.00	34.66	-	7.80
D-1B(T) Off-Peak	0.15	0.08%	3,704.27	-		200.00	18.41	200.00	23.76	-	5.35
	7.57	3.88%	9,270.00	186,103.24							
Public Lighting - Tariff G											
G(I)	1.34	0.69%	425.00	13,029.28			24.01	0.00	30.98	-	6.97
Housing Colonies - Tariff H											
H(1)	0.09	0.05%	19.00	2,333.84	0.00%		24.01	0.00	30.98	-	6.97
AJK Bulk Supply											
A-3 (66) General Supply	17.15	8.79%	14,383.66	106,026.80	0.02%		22.55	0.00	29.10	-	6.55
Total	195.03	100.00%	908,816.00	1,684,827.19	0.01%					-	-

#REF!

Sukkur Electric Power Company Ltd.

FORM - 26

SUKKUR ELECTRIC POWR COMPANY LTD.

Existing & Proposed Tariff Statement

FY 2022-23

Description	Dec-22	Sales Mix	No. of Consumers	Sanctioned Load	Load Factor	Determined & Notified Tariff FY 2019-20		Proposed New Tariff FY 2022-23		Difference	
						Fixed Charge	Variable Charge	Fixed Charge	Variable Charge	Fixed Charge	Variable Charge
	(MkWh)	(%age)		(kW)	(%age)	(Rs/kW/M)	(Rs/kWh)	(Rs/kW/M)	(Rs/kWh)	(Rs/kW/M)	(Rs/kWh)
Residential - A1											
Upto - 50	2.80	1.42%	68,102.00	106,026.80	0.00%	75.00	4.00	75.00	4.00	-	-
1-100 GoP Tariff	39.50	21.47%	375,639.00	104,390.56		150.00	17.28		22.30		5.02
101 - 200 GoP Tariff	27.77	15.09%	119,536.00	176,039.97	0.02%	0.00	20.31	0.00	26.21	-	5.90
201 - 300 GoP Tariff	21.79	11.84%	76,084.00	98,175.66		0.00	23.00	0.00	29.68	-	6.68
301 - 700 GoP Tariff	12.42	6.75%	75,586.00	146,374.79	0.01%	0.00	24.61	0.00	31.76	-	7.15
Above -700 GoP	1.38	1.02%	26,480.00	46,954.85	0.00%	0.00	26.99	0.00	34.83	-	7.84
A-1B(03) T Peak	0.12	0.06%	-	26,754.25	0.00%	0.00	27.00	0.00	34.84	-	7.84
A-1B(03) T Off- Peak	0.63	0.34%	2,856.00	-		0.00	21.05	0.00	27.16	-	6.11
E-11(55) Temp.	0.00	0.00%	2.00	8.68		0.00	24.65	0.00	31.81	-	7.16
Sub-Total	106.71	58.00%	744,285	704,726							-
For Peak Load Requirement Upto 20 KW											-
Commercial - A2A (04)	4.45	2.42%	120,691.34	132,383.29		175.00	26.93	175.00	34.75	-	7.82
A-2B(05)	0.84	0.45%	770.00	245.38	0.39%	440.00	24.83	440.00	32.04	-	7.21
A-2C (06) T Peak	1.40	0.76%	-	9,230.06		400.00	26.84	400.00	34.64	-	7.80
A-2C (06) T Off -Peak	6.81	3.70%	4,450.00	66,003.45		400.00	20.89	400.00	26.96	-	6.07
E-1ii(56) TEMP.		0.00%	-	-	#DIV/0!	50.00	36.93	50.00	47.66	-	10.73
Sub-Total	13.50	7.34%	125,911.34	207,862.19							
Industrial					#DIV/0!					-	-
Industrial B-1 (07)	0.96	0.52%	4,654.00	66,293.54			28.41	0.00	36.66	-	8.25
B-1(09) PEAK	0.42	0.23%	-	46,136.38	0.00%		27.01	0.00	34.85	-	7.84
B-1(09) OFF-PEAK	4.23	2.30%	5,692.00	-			21.06	0.00	27.18	-	6.12
B-2A (10)	1.59	0.87%	805.00	72,555.27	0.00%	440.00	23.74	440.00	30.64		6.90
B-2B-(12) T Peak	2.17	1.18%	-	188,219.77		440.00	26.84	440.00	34.64		7.80
B-2B-(12) T Off-Peak	14.84	8.06%	2,654.00	-	#DIV/0!	440.00	20.69	440.00	26.70	-	6.01
B-3 (14) T Peak	0.29	0.16%	-	3,018.42		440.00	26.84	440.00	34.64		7.80
B-3 (14) T Off-Peak	1.57	0.85%	36.00	18,880.31	0.01%	420.00	18.59	420.00	23.99		5.40
B-4 (17) - Peak	0.17	0.09%	-	11,944.46	0.00%	420.00	26.40	420.00	34.07		7.67
B-4 (17) - Off Peak	1.12	0.61%	3.00	-	#DIV/0!	400.00	20.49	400.00	26.44	-	5.95
E-2 (58) Temp	0.09	0.05%	18.00	-	#DIV/0!		24.41	0.00	31.50	-	7.09
Sub-Total	27.45	14.92%	13,917.00	407,048.15							
Single Point Supply for Further Distribution											
C-1A (19)	0.26	0.14%	186.00	2,771.23			29.71	0.00	38.34	-	8.63
C-1B (25)	2.13	1.16%	175.00	18,303.06	0.01%	440.00	26.94	440.00	34.76	-	7.82
C-1C(26)T Peak	0.39	0.21%	20.00	11,620.23	0.00%	440.00	26.84	440.00	34.64	-	7.80
C-1C(26)T Off Peak	2.39	1.30%	155.00	-	#DIV/0!	440.00	20.89	440.00	26.96	-	6.07
C-2A (28)	0.86	0.46%	16.00	-	#DIV/0!	420.00	24.04	420.00	31.02	-	6.98
C-2B (29)T Peak	0.92	0.50%	40.00	7,424.33	0.01%	420.00	26.84	420.00	34.64	-	7.80
C-2B(29)T Off-Peak	4.71	2.56%	13.00	17,579.27		420.00	20.69	420.00	26.70	-	6.01
Sub-Total	11.66	6.34%	605.00	57,698.13							
Agriculture Tubewell - Tariff D											
Agriculture D-1A (41,42,43,44,46)	0.53	0.29%	2,126.59	92,554.53	0.00%		28.54	0.00	36.83	-	8.29
D2 (NOR)	1.09	0.59%	2,877.09	25,140.44	0.00%	200.00	26.85	200.00	34.65	-	7.80
D-1B(T) Peak	1.94	1.06%		61,886.10	0.00%	200.00	20.61	200.00	26.60	-	5.99
D-1B(T) Off-Peak	3.23	1.76%	38.35	-	#DIV/0!	200.00	22.91	200.00	29.56	-	6.65
D-1B(T) Peak (SUB)	0.21	0.11%	523.70	6,522.17		200.00	26.86	200.00	34.66	-	7.80
D-1B(T) Off-Peak	0.14	0.08%	3,704.27	-		200.00	18.41	200.00	23.76	-	5.35
	7.14	3.88%	9,270.00	186,103.24							
Public Lighting - Tariff G											
G(1)	1.27	0.69%	425.00	13,029.28			24.01	0.00	30.98	-	6.97
Housing Colonies - Tariff H											
H(1)	0.08	0.05%	19.00	2,333.84	0.00%		24.01	0.00	30.98	-	6.97
AJK Bulk Supply											
A-3 (66) General Supply	16.18	8.79%	14,383.66	106,026.80	0.02%		22.55	0.00	29.10	-	6.55
Total	184.00	100.00%	908,816.00	1,684,827.19	0.01%					-	-

Sukkur Electric Power Company Ltd.

FORM - 26

SUKKUR ELECTRIC POWR COMPANY LTD.

Existing & Proposed Tariff Statement

FY 2022-23

Description	2nd Qtr	Sales Mix	No. of Consumers	Sanctioned Load	Load Factor	Determined & Notified Tariff FY 2019-20		Proposed New Tariff FY 2022-23		Difference	
						Fixed Charge	Variable Charge	Fixed Charge	Variable Charge	Fixed Charge	Variable Charge
	(MkWh)	(%age)		(kW)	(%age)	(Rs/kW/M)	(Rs/kWh)	(Rs/kW/M)	(Rs/kWh)	(Rs/kW/M)	(Rs/kWh)
Residential - A1											
Upto - 50	9.25	1.42%	68,102.00	106,026.80	0.01%	75.00	4.00	75.00	4.00	-	-
1-100 GoP Tariff	140.29	21.47%	375,639.00	104,390.56		150.00	17.28		22.30		5.02
101 - 200 GoP Tariff	98.61	15.09%	119,536.00	176,039.97	0.06%	0.00	20.31	0.00	26.21	-	5.90
201 - 300 GoP Tariff	77.37	11.84%	76,084.00	98,175.66		0.00	23.00	0.00	29.68	-	6.68
301 - 700 GoP Tariff	44.12	6.75%	75,586.00	146,374.79	0.03%	0.00	24.61	0.00	31.76	-	7.15
Above -700 GoP	6.69	1.02%	25,480.00	46,954.85	0.02%	0.00	26.99	0.00	34.83	-	7.84
A-1B(03) T Peak	0.42	0.06%	-	26,754.25	0.00%	0.00	27.00	0.00	34.84	-	7.84
A-1B(03) T Off- Peak	2.22	0.34%	2,856.00	-		0.00	21.05	0.00	27.16	-	6.11
E-11(55) Temp.	0.00	0.00%	2.00	8.68		0.00	24.65	0.00	31.81	-	7.16
Sub-Total	**378.97**	58.00%	**744,285**	**704,726**							-
For Peak Load Requirement Upto 20 KW											-
Commercial - A2A (04)	15.82	2.42%	120,691.34	132,383.29		175.00	26.93	175.00	34.75	-	7.82
A-2B(05)	2.97	0.45%	770.00	245.38	1.38%	440.00	24.83	440.00	32.04	-	7.21
A-2C (06) T Peak	4.98	0.76%	-	9,230.06		400.00	26.84	400.00	34.64	-	7.80
A-2C (06) T Off -Peak	24.18	3.70%	4,450.00	66,003.45		400.00	20.89	400.00	26.96	-	6.07
E-1iii(56) TEMP.	-	0.00%	-	-	#DIV/0!	50.00	36.93	50.00	47.66	-	10.73
Sub-Total	**47.95**	7.34%	**125,911.34**	**207,862.19**							
Industrial					#DIV/0!					-	-
Industrial B-1 (07)	3.42	0.52%	4,654.00	66,293.54			28.41	0.00	36.66	-	8.25
B-1(09) PEAK	1.50	0.23%	-	46,136.38	0.00%		27.01	0.00	34.85	-	7.84
B-1(09) OFF-PEAK	15.01	2.30%	5,692.00	-			21.06	0.00	27.18	-	6.12
B-2A (10)	5.66	0.87%	805.00	72,555.27	0.01%	440.00	23.74	440.00	30.64		6.90
B-2B-(12) T Peak	7.70	1.18%	-	188,219.77		440.00	26.84	440.00	34.64		7.80
B-2B-(12) T Off-Peak	52.68	8.06%	2,654.00	-	#DIV/0!	440.00	20.69	440.00	26.70	-	6.01
B-3 (14) T Peak	1.04	0.16%	-	3,018.42		440.00	26.84	440.00	34.64		7.80
B-3 (14) T Off-Peak	5.58	0.85%	36.00	18,880.31	0.03%	420.00	18.59	420.00	23.99		5.40
B-4 (17) - Peak	0.61	0.09%	-	11,944.46	0.01%	420.00	26.40	420.00	34.07		7.67
B-4 (17) - Off Peak	3.98	0.61%	3.00	-	#DIV/0!	400.00	20.49	400.00	26.44	-	5.95
E-2 (58) Temp	0.31	0.05%	18.00	-	#DIV/0!		24.41	0.00	31.50	-	7.09
Sub-Total	**97.49**	14.92%	**13,917.00**	**407,048.15**							
Single Point Supply for Further Distribution											
C-1A (19)	0.93	0.14%	186.00	2,771.23			29.71	0.00	38.34	-	8.63
C-1B (25)	7.58	1.16%	175.00	18,303.06	0.05%	440.00	26.94	440.00	34.76	-	7.82
C-1C(26)T Peak	1.39	0.21%	20.00	11,620.23	0.01%	440.00	26.84	440.00	34.64	-	7.80
C-1C(26)T Off Peak	8.49	1.30%	155.00	-	#DIV/0!	440.00	20.89	440.00	26.96	-	6.07
C-2A (28)	3.04	0.46%	16.00	-	#DIV/0!	420.00	24.04	420.00	31.02	-	6.98
C-2B (29)T Peak	3.27	0.50%	40.00	7,424.33	0.05%	420.00	26.84	420.00	34.64	-	7.80
C-2B(29)T Off-Peak	16.72	2.56%	13.00	17,579.27		420.00	20.69	420.00	26.70	-	6.01
Sub-Total	**41.41**	6.34%	**605.00**	**57,698.13**							
Agriculture Tubewell - Tariff D											
Agriculture D-1A (41,42,43,44,46)	1.88	0.29%	2,126.59	92,554.53	0.00%		28.54	0.00	36.83	-	8.29
D2 (NOR)	3.85	0.59%	2,877.09	25,140.44	0.02%	200.00	26.85	200.00	34.65	-	7.80
D-1B(T) Peak	6.89	1.06%		61,886.10	0.01%	200.00	20.61	200.00	26.60	-	5.99
D-1B(T) Off-Peak	11.48	1.76%	38.35	-	#DIV/0!	200.00	22.91	200.00	29.56	-	6.65
D-1B(T) Peak (SUB)	0.74	0.11%	523.70	6,522.17		200.00	26.86	200.00	34.66	-	7.80
D-1B(T) Off-Peak	0.51	0.08%	3,704.27	-		200.00	18.41	200.00	23.76	-	5.35
	25.35	3.88%	**9,270.00**	**186,103.24**							
Public Lighting - Tariff G											
G(I)	4.50	0.69%	425.00	13,029.28			24.01	0.00	30.98	-	6.97
Housing Colonies - Tariff H											
H(1)	0.30	0.05%	19.00	2,333.84	0.01%		24.01	0.00	30.98	-	6.97
AJK Bulk Supply											
A-3 (66) General Supply	57.44	8.79%	14,383.66	106,026.80	0.06%		22.55	0.00	29.10	-	6.55
Total	**653.41**	100.00%	**908,316.00**	**1,684,827.19**	0.04%					-	-

Sukkur Electric Power Company Ltd.

FORM - 25

SUKKUR ELECTRIC POWR COMPANY LTD.

Existing & Proposed Tariff Statement

FY 2022-23

Description	Jan-23	Sales Mix	No. of Consumers	Sanctioned Load	Load Factor	Determined & Notified Tariff FY 2019-20		Proposed New Tariff FY 2022-23		Difference	
						Fixed Charge	Variable Charge	Fixed Charge	Variable Charge	Fixed Charge	Variable Charge
	(MkWh)	(%age)		kW	%age	(Rs/kW/M)	(Rs/kWh)	(Rs/kW/M)	(Rs/kWh)	(Rs/kW/M)	(Rs/kWh)
Residential - A1											
Upto - 50	2.47	1.42%	68,102.00	106,026.80	0.00%	75.00	4.00	75.00	4.00	-	-
1-100 GoP Tariff	37.47	21.47%	375,639.00	104,390.56		150.00	17.28		22.30		5.02
101 - 200 GoP Tariff	26.34	15.09%	119,536.00	176,039.97	0.02%	0.00	20.31	0.00	26.21	-	5.90
201 - 300 GoP Tariff	20.67	11.84%	76,084.00	98,175.66		0.00	23.00	0.00	29.68	-	6.68
301 - 700 GoP Tariff	11.78	6.75%	75,586.00	146,374.79	0.01%	0.00	24.61	0.00	31.76	-	7.15
Above -700 GoP	1.79	1.02%	26,460.00	46,954.85	0.00%	0.00	26.99	0.00	34.83	-	7.84
A-1B(03) T Peak	0.11	0.06%	-	26,754.25	0.00%	0.00	27.00	0.00	34.84	-	7.84
A-1B(03) T Off- Peak	0.59	0.34%	2,856.00	-		0.00	21.05	0.00	27.16	-	6.11
E-11(55) Temp.	0.00	0.00%	2.00	8.68		0.00	24.65	0.00	31.81	-	7.16
Sub-Total	**101.23**	58.00%	**744,285**	**704,726**							-
For Peak Load Requirement Upto 20 KW											-
Commercial - A2A (04)	4.22	2.42%	120,691.34	132,383.29		175.00	26.93	175.00	34.75	-	7.82
A-2B(05)	0.79	0.45%	770.00	245.38	0.37%	440.00	24.83	440.00	32.04	-	7.21
A-2C (06) T Peak	1.33	0.76%	-	9,230.06		400.00	26.84	400.00	34.64	-	7.80
A-2C (06) T Off -Peak	6.46	3.70%	4,450.00	66,003.45		400.00	20.89	400.00	26.96	-	6.07
E-1ii(56) TEMP.		0.00%	-	-	#DIV/0!	50.00	36.93	50.00	47.66	-	10.73
Sub-Total	**12.81**	7.34%	**125,911.34**	**207,862.19**							
Industrial					#DIV/0!					-	-
Industrial B-1 (07)	0.91	0.52%	4,654.00	66,293.54			28.41	0.00	36.66	-	8.25
B-1(09) PEAK	0.40	0.23%	-	46,136.38	0.00%		27.01	0.00	34.85	-	7.84
B-1(09) OFF-PEAK	4.01	2.30%	5,692.00	-			21.06	0.00	27.18	-	6.12
B-2A (10)	1.51	0.87%	805.00	72,555.27	0.00%	440.00	23.74	440.00	30.64		6.90
B-2B-(12) T Peak	2.06	1.18%	-	188,219.77		440.00	26.84	440.00	34.64		7.80
B-2B-(12) T Off-Peak	14.07	8.06%	2,654.00	-	#DIV/0!	440.00	20.69	440.00	26.70	-	6.01
B-3 (14) T Peak	0.28	0.16%	-	3,018.42		440.00	26.84	440.00	34.64		7.80
B-3 (14) T Off-Peak	1.49	0.85%	36.00	18,880.31	0.01%	420.00	18.59	420.00	23.99		5.40
B-4 (17) - Peak	0.16	0.09%	-	11,944.46	0.00%	420.00	26.40	420.00	34.07		7.67
B-4 (17) - Off Peak	1.06	0.61%	3.00	-	#DIV/0!	400.00	20.49	400.00	26.44	-	5.95
E-2 (58) Temp	0.08	0.05%	18.00	-	#DIV/0!		24.41	0.00	31.50	-	7.09
Sub-Total	**26.04**	14.92%	**13,917.00**	**407,048.15**							
Single Point Supply for Further Distribution											
C-1A (19)	0.25	0.14%	186.00	2,771.23			29.71	0.00	38.34	-	8.63
C-1B (25)	2.02	1.16%	175.00	18,303.06	0.01%	440.00	26.94	440.00	34.76	-	7.82
C-1C(26)T Peak	0.37	0.21%	20.00	11,620.23	0.00%	440.00	26.84	440.00	34.64	-	7.80
C-1C(26)T Off Peak	2.27	1.30%	155.00	-	#DIV/0!	440.00	20.89	440.00	26.96	-	6.07
C-2A (28)	0.81	0.46%	16.00	-	#DIV/0!	420.00	24.04	420.00	31.02	-	6.98
C-2B (29)T Peak	0.87	0.50%	40.00	7,424.33	0.01%	420.00	26.84	420.00	34.64	-	7.80
C-2B(29)T Off-Peak	4.47	2.56%	13.00	17,579.27		420.00	20.69	420.00	26.70	-	6.01
Sub-Total	11.06	6.34%	**605.00**	**57,698.13**							
Agriculture Tubewell - Tariff D											
Agriculture D-1A (41,42,43,44,46)	0.50	0.29%	2,126.59	92,554.53	0.00%		28.54	0.00	36.83	-	8.29
D2 (NOR)	1.03	0.59%	2,877.09	25,140.44	0.00%	200.00	26.85	200.00	34.65	-	7.80
D-1B(T) Peak	1.84	1.06%		61,886.10	0.00%	200.00	20.61	200.00	26.60	-	5.99
D-1B(T) Off-Peak	3.07	1.76%	38.35	-	#DIV/0!	200.00	22.91	200.00	29.56	-	6.65
D-1B(T) Peak (SUB)	0.20	0.11%	523.70	6,522.17		200.00	26.86	200.00	34.66	-	7.80
D-1B(T) Off-Peak	0.14	0.08%	3,704.27	-		200.00	18.41	200.00	23.76	-	5.35
	6.77	3.88%	**9,270.00**	**186,103.24**							
Public Lighting - Tariff G											
G(I)	1.20	0.69%	425.00	13,029.28			24.01	0.00	30.98	-	6.97
Housing Colonies - Tariff H											
H(1)	0.08	0.05%	19.00	2,333.84	0.00%		24.01	0.00	30.98	-	6.97
AJK Bulk Supply											
A-3 (66) General Supply	15.34	8.79%	14,383.66	106,026.80	0.02%		22.55	0.00	29.10	-	6.55
Total	**174.54**	**100.00%**	**908,816.00**	**1,684,827.19**	0.01%					-	-

Sukkur Electric Power Company Ltd.

FORM - 26

SUKKUR ELECTRIC POWR COMPANY LTD.

Existing & Proposed Tariff Statement

FY 2022-23

Description	Feb-23	Sales Mix	No. of Consumers	Sanctioned Load	Load Factor	Determined & Notified Tariff FY 2019-20		Proposed New Tariff FY 2022-23		Difference	
						Fixed Charge	Variable Charge	Fixed Charge	Variable Charge	Fixed Charge	Variable Charge
	(MkWh)	(%age)		(kW)	(%age)	(Rs/kW/M)	(Rs/kWh)	(Rs/kW/M)	(Rs/kWh)	(Rs/kW/M)	(Rs/kWh)
Residential - A1											
Upto - 50	2.22	1.42%	68,102.00	106,026.80	0.00%	75.00	4.00	75.00	4.00	-	-
1-100 GoP Tariff	33.72	21.47%	375,639.00	104,390.56		150.00	17.28		22.30		5.02
101 - 200 GoP Tariff	23.70	15.09%	119,536.00	176,039.97	0.02%	0.00	20.31	0.00	26.21	-	5.90
201 - 300 GoP Tariff	18.60	11.84%	76,084.00	98,175.66		0.00	23.00	0.00	29.68	-	6.68
301 - 700 GoP Tariff	10.60	6.75%	75,586.00	146,374.79	0.01%	0.00	24.61	0.00	31.76	-	7.15
Above -700 GoP	1.61	1.02%	26,480.00	46,954.85	0.00%	0.00	26.99	0.00	34.83	-	7.84
A-1B(03) T Peak	0.10	0.06%	-	26,754.25	0.00%	0.00	27.00	0.00	34.84	-	7.84
A-1B(03) T Off- Peak	0.53	0.34%	2,856.00	-		0.00	21.05	0.00	27.16	-	6.11
E-11(55) Temp.	0.00	0.00%	2.00	8.68		0.00	24.65	0.00	31.81	-	7.16
Sub-Total	**91.08**	58.00%	**744,285**	**704,726**							-
For Peak Load Requirement Upto 20 KW											-
Commercial - A2A (04)	3.80	2.42%	120,691.34	132,383.29		175.00	26.93	175.00	34.75	-	7.82
A-2B(05)	0.71	0.45%	770.00	245.38	0.33%	440.00	24.83	440.00	32.04	-	7.21
A-2C (06) T Peak	1.20	0.76%	-	9,230.06		400.00	26.84	400.00	34.64	-	7.80
A-2C (06) T Off -Peak	5.81	3.70%	4,450.00	66,003.45		400.00	20.89	400.00	26.96	-	6.07
E-1ii(56) TEMP.		0.00%	-	-	#DIV/0!	50.00	36.93	50.00	47.66	-	10.73
Sub-Total	**11.52**	7.34%	**125,911.34**	**207,862.19**							
Industrial					#DIV/0!					-	-
Industrial B-1 (07)	0.82	0.52%	4,654.00	66,293.54			28.41	0.00	36.66	-	8.25
B-1(09) PEAK	0.36	0.23%	-	46,136.38	0.00%		27.01	0.00	34.85	-	7.84
B-1(09) OFF-PEAK	3.61	2.30%	5,692.00	-			21.06	0.00	27.18	-	6.12
B-2A (10)	1.36	0.87%	805.00	72,555.27	0.00%	440.00	23.74	440.00	30.64		6.90
B-2B-(12) T Peak	1.85	1.18%	-	188,219.77		440.00	26.84	440.00	34.64		7.80
B-2B-(12) T Off-Peak	12.66	8.06%	2,654.00	-	#DIV/0!	440.00	20.69	440.00	26.70	-	6.01
B-3 (14) T Peak	0.25	0.16%	-	3,018.42		440.00	26.84	440.00	34.64		7.80
B-3 (14) T Off-Peak	1.34	0.85%	36.00	18,880.31	0.01%	420.00	18.59	420.00	23.99		5.40
B-4 (17) - Peak	0.15	0.09%	-	11,944.46	0.00%	420.00	26.40	420.00	34.07		7.67
B-4 (17) - Off Peak	0.96	0.61%	3.00	-	#DIV/0!	400.00	20.49	400.00	26.44	-	5.95
E-2 (58) Temp	0.07	0.05%	18.00	-	#DIV/0!		24.41	0.00	31.50	-	7.09
Sub-Total	**23.43**	14.92%	**13,917.00**	**407,048.15**							
Single Point Supply for Further Distribution											
C-1A (19)	0.22	0.14%	186.00	2,771.23			29.71	0.00	38.34	-	8.63
C-1B (25)	1.82	1.16%	175.00	18,303.06	0.01%	440.00	26.94	440.00	34.76	-	7.82
C-1C(26)T Peak	0.33	0.21%	20.00	11,620.23	0.00%	440.00	26.84	440.00	34.64	-	7.80
C-1C(26)T Off Peak	2.04	1.30%	155.00	-	#DIV/0!	440.00	20.89	440.00	26.96	-	6.07
C-2A (28)	0.73	0.46%	16.00	-	#DIV/0!	420.00	24.04	420.00	31.02	-	6.98
C-2B (29)T Peak	0.78	0.50%	40.00	7,424.33	0.01%	420.00	26.84	420.00	34.64	-	7.80
C-2B(29)T Off-Peak	4.02	2.56%	13.00	17,579.27		420.00	20.69	420.00	26.70	-	6.01
Sub-Total	**9.95**	6.34%	**605.00**	**57,698.13**							
Agriculture Tubewell - Tariff D											
Agriculture D-1A (41,42,43,44,46)	0.45	0.29%	2,126.59	92,554.53	0.00%		28.54	0.00	36.83	-	8.29
D2 (NOR)	0.93	0.59%	2,377.09	25,140.44	0.00%	200.00	26.85	200.00	34.65	-	7.80
D-1B(T) Peak	1.66	1.06%		61,886.10	0.00%	200.00	20.61	200.00	26.60	-	5.99
D-1B(T) Off-Peak	2.76	1.76%	38.35	-	#DIV/0!	200.00	22.91	200.00	29.56	-	6.65
D-1B(T) Peak (SUB)	0.18	0.11%	523.70	6,522.17		200.00	26.86	200.00	34.66	-	7.80
D-1B(T) Off-Peak	0.12	0.08%	3,704.27	-		200.00	18.41	200.00	23.76	-	5.35
	6.09	3.88%	**9,270.00**	**186,103.24**							
Public Lighting - Tariff G											
G(I)	1.08	0.69%	425.00	13,029.28			24.01	0.00	30.98	-	6.97
Housing Colonies - Tariff H											
H(1)	0.07	0.05%	19.00	2,333.84	0.00%		24.01	0.00	30.98	-	6.97
AJK Bulk Supply											
A-3 (66) General Supply	13.81	8.79%	14,383.66	106,026.80	0.01%		22.55	0.00	29.10	-	6.55
Total	**157.04**	**100.00%**	**908,816.00**	**1,684,827.19**	0.01%					-	-

Sukkur Electric Power Company Ltd.

FORM - 26

SUKKUR ELECTRIC POWR COMPANY LTD.

Existing & Proposed Tariff Statement

FY 2022-23

Sr. No.	Description	Mar-22	Sales Mix	No. of Consumers	Sanctioned Load	Load Factor	Determined & Notified Tariff FY 2019-20		Proposed New Tariff FY 2022-23		Difference	
							Fixed Charge	Variable Charge	Fixed Charge	Variable Charge	Fixed Charge	Variable Charge
		(MkWh)	(%age)		(kW)	(%age)	(Rs/kW/M)	(Rs/kWh)	(Rs/kW/M)	(Rs/kWh)	(Rs/kW/M)	(Rs/kWh)
	Residential - A1											
	Upto - 50	2.53	1.42%	68,102.00	106,026.80	0.00%	75.00	4.00	75.00	4.00	-	-
	1-100 GoP Tariff	39.89	21.47%	375,639.00	104,390.56		150.00	17.28		22.30		5.02
	101 - 200 GoP Tariff	28.04	15.09%	119,536.00	176,039.97	0.02%	0.00	20.31	0.00	26.21	-	5.90
	201 - 300 GoP Tariff	22.00	11.84%	76,084.00	98,175.66		0.00	23.00	0.00	29.68	-	6.68
	301 - 700 GoP Tariff	12.54	6.75%	75,586.00	146,374.79	0.01%	0.00	24.61	0.00	31.76	-	7.15
	Above -700 GoP	1.90	1.02%	26,480.00	46,954.85	0.00%	0.00	26.99	0.00	34.83	-	7.84
	A-1B(03) T Peak	0.12	0.06%	-	26,754.25	0.00%	0.00	27.00	0.00	34.84	-	7.84
	A-1B(03) T Off- Peak	0.63	0.34%	2,856.00	-		0.00	21.05	0.00	27.16	-	6.11
	E-11(55) Temp.	0.00	0.00%	2.00	8.68		0.00	24.65	0.00	31.81	-	7.16
	Sub-Total	**107.75**	58.00%	**744,285**	**704,726**							-
	For Peak Load Requirement Upto 20 KW											-
	Commercial - A2A (04)	4.50	2.42%	120,691.34	132,383.29		175.00	26.93	175.00	34.75	-	7.82
	A-2B(05)	0.84	0.45%	770.00	245.38	0.39%	440.00	24.83	440.00	32.04	-	7.21
	A-2C (06) T Peak	1.42	0.76%	-	9,230.06		400.00	26.84	400.00	34.64	-	7.80
	A-2C (06) T Off -Peak	6.88	3.70%	4,450.00	66,003.45		400.00	20.89	400.00	26.96	-	6.07
	E-1ii(56) TEMP.		0.00%	-	-	#DIV/0!	50.00	36.93	50.00	47.66	-	10.73
	Sub-Total	**13.63**	7.34%	**125,911.34**	**207,862.19**							
	Industrial					#DIV/0!					-	-
	Industrial B-1 (07)	0.97	0.52%	4,654.00	66,293.54			28.41	0.00	36.66	-	8.25
	B-1(09) PEAK	0.43	0.23%	-	46,136.38	0.00%		27.01	0.00	34.85	-	7.84
	B-1(09) OFF-PEAK	4.27	2.30%	5,692.00	-			21.06	0.00	27.18	-	6.12
	B-2A (10)	1.61	0.87%	805.00	72,555.27	0.00%	440.00	23.74	440.00	30.64		6.90
	B-2B-(12) T Peak	2.19	1.18%	-	188,219.77		440.00	26.84	440.00	34.64		7.80
	B-2B-(12) T Off-Peak	14.98	8.06%	2,654.00	-	#DIV/0!	440.00	20.69	440.00	26.70	-	6.01
	B-3 (14) T Peak	0.29	0.16%	-	3,018.42		440.00	26.84	440.00	34.64		7.80
	B-3 (14) T Off-Peak	1.59	0.85%	36.00	18,880.31	0.01%	420.00	18.59	420.00	23.99		5.40
	B-4 (17) - Peak	0.17	0.09%	-	11,944.46	0.00%	420.00	26.40	420.00	34.07		7.67
	B-4 (17) - Off Peak	1.13	0.61%	3.00	-	#DIV/0!	400.00	20.49	400.00	26.44	-	5.95
	E-2 (58) Temp	0.09	0.05%	18.00	-	#DIV/0!		24.41	0.00	31.50	-	7.09
	Sub-Total	**27.72**	14.92%	**13,917.00**	**407,048.15**							
	Single Point Supply for Further Distribution											
	C-1A (19)	0.26	0.14%	186.00	2,771.23			29.71	0.00	38.34	-	8.63
	C-1B (25)	2.16	1.16%	175.00	18,303.06	0.01%	440.00	26.94	440.00	34.76	-	7.82
	C-1C(26)T Peak	0.40	0.21%	20.00	11,620.23	0.00%	440.00	26.84	440.00	34.64	-	7.80
	C-1C(26)T Off Peak	2.41	1.30%	155.00	-	#DIV/0!	440.00	20.89	440.00	26.96	-	6.07
	C-2A (28)	0.86	0.46%	16.00	-	#DIV/0!	420.00	24.04	420.00	31.02	-	6.98
	C-2B (29)T Peak	0.93	0.50%	40.00	7,424.33	0.01%	420.00	26.84	420.00	34.64	-	7.80
	C-2B(29)T Off-Peak	4.76	2.56%	13.00	17,579.27		420.00	20.69	420.00	26.70	-	6.01
	Sub-Total	**11.78**	6.34%	**605.00**	**57,698.13**							
	Agriculture Tubewell - Tariff D											
	Agriculture D-1A (41,42,43,44,46)	0.53	0.29%	2,126.59	92,554.53	0.00%		28.54	0.00	36.83	-	8.29
	D2 (NOR)	1.10	0.59%	2,877.09	25,140.44	0.00%	200.00	26.85	200.00	34.65	-	7.80
	D-1B(T) Peak	1.96	1.06%		61,886.10	0.00%	200.00	20.61	200.00	26.60	-	5.99
	D-1B(T) Off-Peak	3.26	1.76%	38.35	-	#DIV/0!	200.00	22.91	200.00	29.56	-	6.65
	D-1B(T) Peak (SUB)	0.21	0.11%	523.70	6,522.17		200.00	26.86	200.00	34.66	-	7.80
	D-1B(T) Off-Peak	0.14	0.08%	3,704.27	-		200.00	18.41	200.00	23.76	-	5.35
		7.21	3.88%	**9,270.00**	**186,103.24**							
	Public Lighting - Tariff G											
	G(I)	1.28	0.69%	425.00	13,029.28			24.01	0.00	30.98	-	6.97
	Housing Colonies - Tariff H											
	H(1)	0.09	0.05%	19.00	2,333.84	0.00%		24.01	0.00	30.98	-	6.97
	AJK Bulk Supply											
	A-3 (66) General Supply	16.33	8.79%	14,383.66	106,026.80	0.02%		22.55	0.00	29.10	-	6.55
	Total	**185.79**	**100.00%**	**908,816.00**	**1,684,827.19**	0.01%					-	-

Sukkur Electric Power Company Ltd.

FORM - 26

SUKKUR ELECTRIC POWR COMPANY LTD.

Existing & Proposed Tariff Statement

FY 2022-23

Description	3rd Qtr	Sales Mix	No. of Consumers	Sanctioned Load	Load Factor	Determined & Notified Tariff FY 2019-20		Proposed New Tariff FY 2022-23		Difference	
						Fixed Charge	Variable Charge	Fixed Charge	Variable Charge	Fixed Charge	Variable Charge
	(MkWh)	(%age)		(kW)	(%age)	(Rs/kW/M)	(Rs/kWh)	(Rs/kW/M)	(Rs/kWh)	(Rs/kW/M)	(Rs/kWh)
Residential - A1											
Upto - 50	7.32	1.42%	68,102.00	106,026.80	0.01%	75.00	4.00	75.00	4.00	-	-
1-100 GoP Tariff	111.08	21.47%	375,639.00	104,390.56		150.00	17.28		22.30		5.02
101 - 200 GoP Tariff	78.08	15.09%	119,536.00	176,039.97	0.05%	0.00	20.31	0.00	26.21	-	5.90
201 - 300 GoP Tariff	61.26	11.84%	76,084.00	98,175.66		0.00	23.00	0.00	29.68	-	6.68
301 - 700 GoP Tariff	34.93	6.75%	75,586.00	146,374.79	0.03%	0.00	24.61	0.00	31.76	-	7.15
Above -700 GoP	5.30	1.02%	26,480.00	46,954.85	0.01%	0.00	26.99	0.00	34.83	-	7.84
A-1B(03) T Peak	0.34	0.06%	-	26,754.25	0.00%	0.00	27.00	0.00	34.84	-	7.84
A-1B(03) T Off- Peak	1.76	0.34%	2,856.00	-		0.00	21.05	0.00	27.16	-	6.11
E-11(55) Temp.	0.00	0.00%	2.00	8.68		0.00	24.65	0.00	31.81	-	7.16
Sub-Total	**300.07**	58.00%	**744,285**	**704,726**							-
For Peak Load Requirement Upto 20 KW											-
Commercial - A2A (04)	12.52	2.42%	120,691.34	132,383.29		175.00	26.93	175.00	34.75	-	7.82
A-2B(05)	2.35	0.45%	770.00	245.38	1.09%	440.00	24.83	440.00	32.04	-	7.21
A-2C (06) T Peak	3.95	0.76%	-	9,230.06		400.00	26.84	400.00	34.64	-	7.80
A-2C (06) T Off -Peak	19.15	3.70%	4,450.00	66,003.45		400.00	20.89	400.00	26.96	-	6.07
E-1ii(56) TEMP.	-	0.00%	-	-	#DIV/0!	50.00	36.93	50.00	47.66	-	10.73
Sub-Total	**37.97**	7.34%	**125,911.34**	**207,862.19**							
Industrial					#DIV/0!					-	-
Industrial B-1 (07)	2.71	0.52%	4,654.00	66,293.54			28.41	0.00	36.66	-	8.25
B-1(09) PEAK	1.19	0.23%	-	46,136.38	0.00%		27.01	0.00	34.85	-	7.84
B-1(09) OFF-PEAK	11.88	2.30%	5,692.00	-			21.06	0.00	27.18	-	6.12
B-2A (10)	4.48	0.87%	805.00	72,555.27	0.01%	440.00	23.74	440.00	30.64		6.90
B-2B-(12) T Peak	6.09	1.18%	-	188,219.77		440.00	26.84	440.00	34.64		7.80
B-2B-(12) T Off-Peak	41.72	8.06%	2,654.00	-	#DIV/0!	440.00	20.69	440.00	26.70	-	6.01
B-3 (14) T Peak	0.82	0.16%	-	3,018.42		440.00	26.84	440.00	34.64		7.80
B-3 (14) T Off-Peak	4.42	0.85%	36.00	18,880.31	0.03%	420.00	18.59	420.00	23.99		5.40
B-4 (17) - Peak	0.49	0.09%	-	11,944.46	0.00%	420.00	26.40	420.00	34.07		7.67
B-4 (17) - Off Peak	3.15	0.61%	3.00	-	#DIV/0!	400.00	20.49	400.00	26.44	-	5.95
E-2 (58) Temp	0.24	0.05%	18.00	-	#DIV/0!		24.41	0.00	31.50	-	7.09
Sub-Total	**77.19**	14.92%	**13,917.00**	**407,048.15**							
Single Point Supply for Further Distribution											
C-1A (19)	0.74	0.14%	186.00	2,771.23			29.71	0.00	38.34	-	8.63
C-1B (25)	6.00	1.16%	175.00	18,303.06	0.04%	440.00	26.94	440.00	34.76	-	7.82
C-1C(26)T Peak	1.10	0.21%	20.00	11,620.23	0.01%	440.00	26.84	440.00	34.64	-	7.80
C-1C(26)T Off Peak	6.72	1.30%	155.00	-	#DIV/0!	440.00	20.89	440.00	26.96	-	5.07
C-2A (28)	2.41	0.46%	16.00	-	#DIV/0!	420.00	24.04	420.00	31.02	-	6.98
C-2B (29)T Peak	2.59	0.50%	40.00	7,424.33	0.04%	420.00	26.84	420.00	34.64	-	7.80
C-2B(29)T Off-Peak	13.24	2.56%	13.00	17,579.27		420.00	20.69	420.00	26.70	-	6.01
Sub-Total	**32.79**	6.34%	**605.00**	**57,698.13**							
Agriculture Tubewell - Tariff D											
Agriculture D-1A (41,42,43,44,46)	1.49	0.29%	2,126.59	92,554.53	0.00%		28.54	0.00	36.83	-	8.29
D2 (NOR)	3.05	0.59%	2,877.09	25,140.44	0.01%	200.00	26.85	200.00	34.65	-	7.80
D-1B(T) Peak	5.46	1.06%		61,886.10	0.01%	200.00	20.61	200.00	26.60	-	5.99
D-1B(T) Off-Peak	9.09	1.76%	38.35	-	#DIV/0!	200.00	22.91	200.00	29.56	-	6.65
D-1B(T) Peak (SUB)	0.58	0.11%	523.70	6,522.17		200.00	26.86	200.00	34.66	-	7.80
D-1B(T) Off-Peak	0.40	0.08%	3,704.27	-		200.00	18.41	200.00	23.76	-	5.35
	20.07	3.88%	**9,270.00**	**186,103.24**							
Public Lighting - Tariff G											
G(I)	3.56	0.69%	425.00	13,029.28			24.01	0.00	30.98	-	6.97
Housing Colonies - Tariff H											
H(1)	0.24	0.05%	19.00	2,333.84	0.01%		24.01	0.00	30.98	-	6.97
AJK Bulk Supply											
A-3 (66) General Supply	45.48	8.79%	14,383.66	106,026.80	0.05%		22.55	0.00	29.10	-	6.55
Total	**517.37**	**100.00%**	**908,816.00**	**1,584,827.19**	0.04%					-	-

Sukkur Electric Power Company Ltd.

FORM - 26

SUKKUR ELECTRIC POWR COMPANY LTD.

Existing & Proposed Tariff Statement

FY 2022-23

Description	Apr-23	Sales Mix	No. of Consumers	Sanctioned Load	Load Factor	Determined & Notified Tariff FY 2019-20		Proposed New Tariff FY 2022-23		Difference	
						Fixed Charge	Variable Charge	Fixed Charge	Variable Charge	Fixed Charge	Variable Charge
	(MkWh)	(%age)		(kW)	(%age)	(Rs/kW/M)	(Rs/kWh)	(Rs/kW/M)	(Rs/kWh)	(Rs/kW/M)	(Rs/kWh)
Residential - A1											
Upto - 50	4.32	1.42%	68,102.00	106,026.80	0.00%	75.00	4.00	75.00	4.00	-	-
1-100 GoP Tariff	60.92	21.47%	375,639.00	104,390.56		150.00	17.28		22.30		5.02
101 - 200 GoP Tariff	42.82	15.09%	119,536.00	176,039.97	0.03%	0.00	20.31	0.00	26.21	-	5.90
201 - 300 GoP Tariff	33.60	11.84%	76,084.00	98,175.66		0.00	23.00	0.00	29.68	-	6.68
301 - 700 GoP Tariff	19.16	6.75%	75,586.00	146,374.79	0.01%	0.00	24.61	0.00	31.76	-	7.15
Above -700 GoP	2.91	1.02%	26,480.00	46,954.85	0.01%	0.00	26.99	0.00	34.83	-	7.84
A-1B(03) T Peak	0.18	0.06%	-	26,754.25	0.00%	0.00	27.00	0.00	34.84	-	7.84
A-1B(03) T Off- Peak	0.97	0.34%	2,856.00	-		0.00	21.05	0.00	27.16	-	6.11
E-11(55) Temp.	0.00	0.00%	2.00	8.58		0.00	24.65	0.00	31.81	-	7.16
Sub-Total	164.58	58.00%	744,285	704,726							-
For Peak Load Requirement Upto 20 KW											-
Commercial - A2A (04)	6.87	2.42%	120,691.34	132,383.29		175.00	26.93	175.00	34.75	-	7.82
A-2B(05)	1.29	0.45%	770.00	245.38	0.60%	440.00	24.83	440.00	32.04	-	7.21
A-2C (06) T Peak	2.16	0.76%	-	9,230.06		400.00	26.84	400.00	34.64	-	7.80
A-2C (06) T Off -Peak	10.50	3.70%	4,450.00	66,003.45		400.00	20.89	400.00	26.96	-	6.07
E-1ii(56) TEMP.		0.00%	-	-	#DIV/0!	50.00	36.93	50.00	47.66	-	10.73
Sub-Total	20.82	7.34%	125,911.34	207,862.19							
Industrial					#DIV/0!					-	-
Industrial B-1 (07)	1.49	0.52%	4,654.00	66,293.54			28.41	0.00	36.66	-	8.25
B-1(09) PEAK	0.65	0.23%	-	46,136.38	0.00%		27.01	0.00	34.85	-	7.84
B-1(09) OFF-PEAK	6.52	2.30%	5,692.00	-			21.06	0.00	27.18	-	6.12
B-2A (10)	2.46	0.87%	805.00	72,555.27	0.00%	440.00	23.74	440.00	30.64		6.90
B-2B-(12) T Peak	3.34	1.18%	-	188,219.77		440.00	26.84	440.00	34.64		7.80
B-2B-(12) T Off-Peak	22.88	8.06%	2,654.00	-	#DIV/0!	440.00	20.69	440.00	26.70	-	6.01
B-3 (14) T Peak	0.45	0.16%	-	3,018.42		440.00	26.84	440.00	34.64		7.80
B-3 (14) T Off-Peak	2.42	0.85%	36.00	18,880.31	0.01%	420.00	18.59	420.00	23.99		5.40
B-4 (17) - Peak	0.27	0.09%	-	11,944.46	0.00%	420.00	26.40	420.00	34.07		7.67
B-4 (17) - Off Peak	1.73	0.61%	3.00	-	#DIV/0!	400.00	20.49	400.00	26.44	-	5.95
E-2 (58) Temp	0.13	0.05%	18.00	-	#DIV/0!		24.41	0.00	31.50	-	7.09
Sub-Total	42.34	14.92%	13,917.00	407,048.15							
Single Point Supply for Further Distribution											
C-1A (19)	0.40	0.14%	186.00	2,771.23			29.71	0.00	38.34	-	8.63
C-1B (25)	3.29	1.16%	175.00	18,303.06	0.02%	440.00	26.94	440.00	34.76	-	7.82
C-1C(26)T Peak	0.60	0.21%	20.00	11,620.23	0.01%	440.00	26.84	440.00	34.64	-	7.80
C-1C(26)T Off Peak	3.69	1.30%	155.00	-	#DIV/0!	440.00	20.89	440.00	26.96	-	6.07
C-2A (28)	1.32	0.46%	16.00	-	#DIV/0!	420.00	24.04	420.00	31.02	-	6.98
C-2B (29)T Peak	1.42	0.50%	40.00	7,424.33	0.02%	420.00	26.84	420.00	34.64	-	7.80
C-2B(29)T Off-Peak	7.26	2.56%	13.00	17,579.27		420.00	20.69	420.00	26.70	-	6.01
Sub-Total	17.99	6.34%	605.00	57,698.13							
Agriculture Tubewell - Tariff D											
Agriculture D-1A (41,42,43,44,46)	0.82	0.29%	2,126.59	92,554.53	0.00%		28.54	0.00	36.83	-	8.29
D2 (NOR)	1.67	0.59%	2,877.09	25,140.44	0.01%	200.00	26.85	200.00	34.65	-	7.80
D-1B(T) Peak	2.99	1.06%		61,886.10	0.01%	200.00	20.61	200.00	26.60	-	5.99
D-1B(T) Off-Peak	4.98	1.76%	38.35	-	#DIV/0!	200.00	22.91	200.00	29.56	-	6.65
D-1B(T) Peak (SUB)	0.32	0.11%	523.70	6,522.17		200.00	26.86	200.00	34.66	-	7.80
D-1B(T) Off-Peak	0.22	0.08%	3,704.27	-		200.00	18.41	200.00	23.76	-	5.35
	11.01	3.88%	9,270.00	136,103.24							
Public Lighting - Tariff G											
G(I)	1.95	0.69%	425.00	13,029.28			24.01	0.00	30.98	-	6.97
Housing Colonies - Tariff H											
H(1)	0.13	0.05%	19.00	2,333.84	0.01%		24.01	0.00	30.98	-	6.97
AJK Bulk Supply											
A-3 (66) General Supply	24.95	8.79%	14,383.66	106,026.80	0.03%		22.55	0.00	29.10	-	6.55
Total	283.77	100.00%	908,816.00	1,684,827.19	0.02%					-	-

Sukkur Electric Power Company Ltd.

FORM - 26

SUKKUR ELECTRIC POWR COMPANY LTD.

Existing & Proposed Tariff Statement

FY 2022-23

Description	May-23	Sales Mix	No. of Consumers	Sanctioned Load	Load Factor	Determined & Notified Tariff FY 2019-20		Proposed New Tariff FY 2022-23		Difference	
						Fixed Charge	Variable Charge	Fixed Charge	Variable Charge	Fixed Charge	Variable Charge
	(MkWh)	(%age)		(kW)	(%age)	(Rs/kW/M)	(Rs/kWh)	(Rs/kW/M)	(Rs/kWh)	(Rs/kW/M)	(Rs/kWh)
Residential - A1											
Upto - 50	5.22	1.42%	68,102.00	106,026.80	0.01%	75.00	4.00	75.00	4.00	-	-
1-100 GoP Tariff	79.12	21.47%	375,639.00	104,390.56		150.00	17.28		22.30		5.02
101 - 200 GoP Tariff	55.62	15.09%	119,536.00	176,039.97	0.04%	0.00	20.31	0.00	26.21	-	5.90
201 - 300 GoP Tariff	43.64	11.84%	75,084.00	98,175.66		0.00	23.00	0.00	29.68	-	6.68
301 - 700 GoP Tariff	24.88	6.75%	75,586.00	146,374.79	0.02%	0.00	24.61	0.00	31.76	-	7.15
Above -700 GoP	3.77	1.02%	26,480.00	46,954.85	0.01%	0.00	26.99	0.00	34.83	-	7.84
A-1B(03) T Peak	0.24	0.06%	-	26,754.25	0.00%	0.00	27.00	0.00	34.84	-	7.84
A-1B(03) T Off- Peak	1.25	0.34%	2,856.00	-		0.00	21.05	0.00	27.16	-	6.11
E-11(55) Temp.	0.00	0.00%	2.00	8.68		0.00	24.65	0.00	31.81	-	7.16
Sub-Total	**213.74**	58.00%	**744,285**	**704,726**							-
For Peak Load Requirement Upto 20 KW											-
Commercial - A2A (04)	8.92	2.42%	120,691.34	132,383.29		175.00	26.93	175.00	34.75	-	7.82
A-2B(05)	1.67	0.45%	770.00	245.38	0.78%	440.00	24.83	440.00	32.04	-	7.21
A-2C (06) T Peak	2.81	0.76%	-	9,230.06		400.00	26.84	400.00	34.64	-	7.80
A-2C (06) T Off -Peak	13.64	3.70%	4,450.00	66,003.45		400.00	20.89	400.00	26.96	-	6.07
E-1ii(56) TEMP.		0.00%	-	-	#DIV/0!	50.00	36.93	50.00	47.66	-	10.73
Sub-Total	**27.04**	7.34%	**125,911.34**	**207,862.19**							
Industrial					#DIV/0!					-	-
Industrial B-1 (07)	1.93	0.52%	4,654.00	66,293.54			28.41	0.00	36.66	-	8.25
B-1(09) PEAK	0.85	0.23%	-	46,136.38	0.00%		27.01	0.00	34.85	-	7.84
B-1(09) OFF-PEAK	8.46	2.30%	5,692.00	-			21.06	0.00	27.18	-	6.12
B-2A (10)	3.19	0.87%	805.00	72,555.27	0.01%	440.00	23.74	440.00	30.64		6.90
B-2B-(12) T Peak	4.34	1.18%	-	188,219.77		440.00	26.84	440.00	34.64		7.80
B-2B-(12) T Off-Peak	29.71	8.06%	2,654.00	-	#DIV/0!	440.00	20.69	440.00	26.70	-	6.01
B-3 (14) T Peak	0.58	0.16%	-	3,018.42		440.00	26.84	440.00	34.64		7.80
B-3 (14) T Off-Peak	3.15	0.85%	36.00	18,380.31	0.02%	420.00	18.59	420.00	23.99		5.40
B-4 (17) - Peak	0.35	0.09%	-	11,944.46	0.00%	420.00	26.40	420.00	34.07		7.67
B-4 (17) - Off Peak	2.25	0.61%	3.00	-	#DIV/0!	400.00	20.49	400.00	26.44	-	5.95
E-2 (58) Temp	0.17	0.05%	18.00	-	#DIV/0!		24.41	0.00	31.50	-	7.09
Sub-Total	**54.99**	14.92%	**13,917.00**	**407,048.15**							
Single Point Supply for Further Distribution											
C-1A (19)	0.52	0.14%	186.00	2,771.23			29.71	0.00	38.34	-	8.63
C-1B (25)	4.28	1.16%	175.00	18,303.06	0.03%	440.00	26.94	440.00	34.76	-	7.82
C-1C(26)T Peak	0.78	0.21%	20.00	11,620.23	0.01%	440.00	26.84	440.00	34.64	-	7.80
C-1C(26)T Off Peak	4.79	1.30%	155.00	-	#DIV/0!	440.00	20.89	440.00	26.96	-	6.07
C-2A (28)	1.71	0.46%	16.00	-	#DIV/0!	420.00	24.04	420.00	31.02	-	6.98
C-2B (29)T Peak	1.84	0.50%	40.00	7,424.33	0.03%	420.00	26.84	420.00	34.64	-	7.80
C-2B(29)T Off-Peak	9.43	2.56%	13.00	17,579.27		420.00	20.69	420.00	26.70	-	6.01
Sub-Total	**23.36**	6.34%	**605.00**	**57,698.13**							
Agriculture Tubewell - Tariff D											
Agriculture D-1A (41,42,43,44,46)	1.06	0.29%	2,126.59	92,554.53	0.00%		28.54	0.00	36.83	-	8.29
D2 (NOR)	2.17	0.59%	2,877.09	25,140.44	0.01%	200.00	26.85	200.00	34.65	-	7.80
D-1B(T) Peak	3.89	1.06%		61,886.10	0.01%	200.00	20.61	200.00	26.60	-	5.99
D-1B(T) Off-Peak	6.47	1.76%	38.35	-	#DIV/0!	200.00	22.91	200.00	29.56	-	6.65
D-1B(T) Peak (SUB)	0.42	0.11%	523.70	6,522.17		200.00	26.86	200.00	34.66	-	7.80
D-1B(T) Off-Peak	0.29	0.08%	3,704.27	-		200.00	18.41	200.00	23.76	-	5.35
	14.30	3.88%	**9,270.00**	**186,103.24**							
Public Lighting - Tariff G											
G(I)	2.54	0.69%	425.00	13,029.28			24.01	0.00	30.98	-	6.97
Housing Colonies - Tariff H											
H(1)	0.17	0.05%	19.00	2,333.84	0.01%		24.01	0.00	30.98	-	6.97
AJK Bulk Supply											
A-3 (66) General Supply	32.40	8.79%	14,383.66	106,025.80	0.03%		22.55	0.00	29.10	-	6.55
Total	**368.53**	**100.00%**	**908,816.00**	**1,684,827.19**	0.02%					-	-

Sukkur Electric Power Company Ltd.

FORM - 26

SUKKUR ELECTRIC POWR COMPANY LTD.

Existing & Proposed Tariff Statement

FY 2022-23

Description	Jun-23	Sales Mix	No. of Consumers	Sanctioned Load	Load Factor	Determined & Notified Tariff FY 2019-20		Proposed New Tariff FY 2022-23		Difference	
						Fixed Charge	Variable Charge	Fixed Charge	Variable Charge	Fixed Charge	Variable Charge
	(MkWh)	(%age)		kW)	(%age)	(Rs/kW/M)	(Rs/kWh)	(Rs/kW/M)	(Rs/kWh)	(Rs/kW/M)	(Rs/kWh)
Residential - AI											
Upto - 50	4.51	1.42%	68,102.00	106,025.80	0.00%	75.00	4.00	75.00	4.00	-	-
1-100 GoP Tariff	69.99	21.47%	375,639.00	104,390.56		150.00	17.28		22.30		5.02
101 - 200 GoP Tariff	49.20	15.09%	119,536.00	176,039.97	0.03%	0.00	20.31	0.00	26.21	-	5.90
201 - 300 GoP Tariff	38.60	11.84%	76,084.00	98,175.66		0.00	23.00	0.00	29.68	-	6.68
301 - 700 GoP Tariff	22.01	6.75%	75,586.00	146,374.79	0.02%	0.00	24.61	0.00	31.76	-	7.15
Above -700 GoP	3.34	1.02%	26,480.00	46,954.85	0.01%	0.00	26.99	0.00	34.83	-	7.84
A-1B(03) T Peak	0.21	0.06%	-	26,754.25	0.00%	0.00	27.00	0.00	34.84	-	7.84
A-1B(03) T Off- Peak	1.11	0.34%	2,856.00	-		0.00	21.05	0.00	27.16	-	6.11
E-11(55) Temp.	0.00	0.00%	2.00	8.68		0.00	24.65	0.00	31.81	-	7.16
Sub-Total	189.08	58.00%	744,285	704,726							-
For Peak Load Requirement Upto 20 KW											-
Commercial - A2A (04)	7.89	2.42%	120,691.34	132,383.29		175.00	26.93	175.00	34.75	-	7.82
A-2B(05)	1.48	0.45%	770.00	245.38	0.69%	440.00	24.83	440.00	32.04	-	7.21
A-2C (06) T Peak	2.49	0.76%	-	9,230.06		400.00	26.84	400.00	34.64	-	7.80
A-2C (06) T Off -Peak	12.07	3.70%	4,450.00	66,003.45		400.00	20.89	400.00	26.96	-	6.07
E-1ii(56) TEMP.		0.00%	-	-	#DIV/0!	50.00	36.93	50.00	47.66	-	10.73
Sub-Total	23.92	7.34%	125,911.34	207,862.19							
Industrial					#DIV/0!					-	-
Industrial B-1 (07)	1.71	0.52%	4,554.00	66,293.54			28.41	0.00	36.66	-	8.25
B-1(09) PEAK	0.75	0.23%	-	46,136.38	0.00%		27.01	0.00	34.85	-	7.84
B-1(09) OFF-PEAK	7.49	2.30%	5,692.00	-			21.06	0.00	27.18	-	6.12
B-2A (10)	2.83	0.87%	805.00	72,555.27	0.00%	440.00	23.74	440.00	30.64		6.90
B-2B-(12) T Peak	3.84	1.18%	-	188,219.77		440.00	26.84	440.00	34.64		7.80
B-2B-(12) T Off-Peak	26.29	8.06%	2,654.00	-	#DIV/0!	440.00	20.69	440.00	26.70	-	6.01
B-3 (14) T Peak	0.52	0.16%	-	3,018.42		440.00	26.84	440.00	34.64		7.80
B-3 (14) T Off-Peak	2.79	0.85%	36.00	18,860.31	0.02%	420.00	18.59	420.00	23.99		5.40
B-4 (17) - Peak	0.31	0.09%	-	11,944.46	0.00%	420.00	26.40	420.00	34.07		7.67
B-4 (17) - Off Peak	1.99	0.61%	3.00	-	#DIV/0!	400.00	20.49	400.00	26.44	-	5.95
E-2 (58) Temp	0.15	0.05%	18.00	-	#DIV/0!		24.41	0.00	31.50	-	7.09
Sub-Total	48.64	14.92%	13,917.00	407,048.15							
Single Point Supply for Further Distribution											
C-1A (19)	0.46	0.14%	186.00	2,771.23			29.71	0.00	38.34	-	8.63
C-1B (25)	3.78	1.16%	175.00	18,303.06	0.02%	440.00	26.94	440.00	34.76	-	7.82
C-1C(26)T Peak	0.69	0.21%	20.00	11,620.23	0.01%	440.00	26.84	440.00	34.64	-	7.80
C-1C(26)T Off Peak	4.23	1.30%	155.00	-	#DIV/0!	440.00	20.89	440.00	26.96	-	6.07
C-2A (28)	1.52	0.46%	16.00	-	#DIV/0!	420.00	24.04	420.00	31.02	-	6.98
C-2B (29)T Peak	1.63	0.50%	40.00	7,424.33	0.03%	420.00	26.84	420.00	34.64	-	7.80
C-2B(29)T Off-Peak	8.34	2.56%	13.00	17,579.27		420.00	20.69	420.00	26.70	-	6.01
Sub-Total	20.66	6.34%	605.00	57,698.13							
Agriculture Tubewell - Tariff D											
Agriculture D-1A (41,42,43,44,46)	0.94	0.29%	2,126.59	92,554.53	0.00%		28.54	0.00	36.83	-	8.29
D2 (NOR)	1.92	0.59%	2,877.09	25,140.44	0.01%	200.00	26.85	200.00	34.65	-	7.80
D-1B(T) Peak	3.44	1.06%		61,886.10	0.01%	200.00	20.61	200.00	26.60	-	5.99
D-1B(T) Off-Peak	5.73	1.76%	38.35	-	#DIV/0!	200.00	22.91	200.00	29.56	-	6.65
D-1B(T) Peak (SUB)	0.37	0.11%	523.70	6,522.17		200.00	26.86	200.00	34.66	-	7.80
D-1B(T) Off-Peak	0.25	0.08%	3,704.27	-		200.00	18.41	200.00	23.76	-	5.35
	12.65	3.88%	9,270.00	186,103.24							
Public Lighting - Tariff G											
G(I)	2.25	0.69%	425.00	13,029.28			24.01	0.00	30.98	-	6.97
Housing Colonies - Tariff H											
H(1)	0.15	0.05%	19.00	2,333.84	0.01%		24.01	0.00	30.98	-	6.97
AJK Bulk Supply											
A-3 (66) General Supply	28.66	8.79%	14,383.66	106,025.80	0.03%		22.55	0.00	29.10	-	6.55
Total	326.01	100.00%	908,816.00	1,684,827.19	0.02%					-	-

Sukkur Electric Power Company Ltd.

FORM - 26

SUKKUR ELECTRIC POWR COMPANY LTD.

Existing & Proposed Tariff Statement

FY 2022-23

Description	4th Qtr	Sales Mix	No. of Consumers	Sanctioned Load	Load Factor	Determined & Notified Tariff FY 2019-20		Proposed New Tariff FY 2022-23		Difference	
						Fixed Charge	Variable Charge	Fixed Charge	Variable Charge	Fixed Charge	Variable Charge
	(MkWh)	(%age)		(kW)	(%age)	(Rs/kW/M)	(Rs/kWh)	(Rs/kW/M)	(Rs/kWh)	(Rs/kW/M)	(Rs/kWh)
Residential - A1											
Upto - 50	13.85	1.42%	68,102.00	106,026.80	0.01%	75.00	4.00	75.00	4.00	-	-
1-100 GoP Tariff	210.04	21.47%	375,639.00	104,390.56		150.00	17.28		22.30		5.02
101 - 200 GoP Tariff	147.64	15.09%	119,536.00	176,039.97	0.10%	0.00	20.31	0.00	26.21	-	5.90
201 - 300 GoP Tariff	115.84	11.84%	76,084.00	98,175.66		0.00	23.00	0.00	29.68	-	6.68
301 - 700 GoP Tariff	66.05	6.75%	75,586.00	146,374.79	0.05%	0.00	24.61	0.00	31.76	-	7.15
Above -700 GoP	10.02	1.02%	26,480.00	46,954.85	0.02%	0.00	26.99	0.00	34.83	-	7.84
A-1B(03) T Peak	0.63	0.06%	-	26,754.25	0.00%	0.00	27.00	0.00	34.84	-	7.84
A-1B(03) T Off- Peak	3.33	0.34%	2,856.00	-		0.00	21.05	0.00	27.16	-	6.11
E-11(55) Temp.	0.00	0.00%	2.00	8.68		0.00	24.65	0.00	31.81	-	7.16
Sub-Total	**567.41**	58.00%	**744,285**	**704,726**							-
For Peak Load Requirement Upto 20 KW											-
Commercial - A2A (04)	23.68	2.42%	120,691.34	132,383.29		175.00	26.93	175.00	34.75	-	7.82
A-2B(05)	4.44	0.46%	770.00	245.38	2.07%	440.00	24.83	440.00	32.04	-	7.21
A-2C (06) T Peak	7.46	0.76%	-	9,230.06		400.00	26.84	400.00	34.64	-	7.80
A-2C (06) T Off -Peak	36.21	3.70%	4,450.00	66,003.45		400.00	20.89	400.00	26.96	-	6.07
E-1ii(56) TEMP.	-	0.00%	-	-	#DIV/0!	50.00	36.93	50.00	47.66	-	10.73
Sub-Total	**71.79**	7.34%	**125,911.34**	**207,862.19**							
Industrial					#DIV/0!					-	-
Industrial B-1 (07)	5.12	0.52%	4,654.00	66,293.54			28.41	0.00	36.66	-	8.25
B-1(09) PEAK	2.24	0.23%	-	46,136.38	0.01%		27.01	0.00	34.85	-	7.84
B-1(09) OFF-PEAK	22.47	2.30%	5,692.00	-			21.06	0.00	27.18	-	6.12
B-2A (10)	8.48	0.87%	805.00	72,555.27	0.01%	440.00	23.74	440.00	30.64		6.90
B-2B-(12) T Peak	11.52	1.18%	-	188,219.77		440.00	26.84	440.00	34.64		7.80
B-2B-(12) T Off-Peak	78.88	8.06%	2,654.00	-	#DIV/0!	440.00	20.69	440.00	26.70	-	6.01
B-3 (14) T Peak	1.55	0.16%	-	3,018.42		440.00	26.84	440.00	34.64		7.80
B-3 (14) T Off-Peak	8.36	0.85%	36.00	18,880.31	0.05%	420.00	18.59	420.00	23.99		5.40
B-4 (17) - Peak	0.92	0.09%	-	11,944.46	0.01%	420.00	26.40	420.00	34.07		7.67
B-4 (17) - Off Peak	5.96	0.61%	3.00	-	#DIV/0!	400.00	20.49	400.00	26.44	-	5.95
E-2 (58) Temp	0.46	0.05%	18.00	-	#DIV/0!		24.41	0.00	31.50	-	7.09
Sub-Total	**145.96**	14.92%	**13,917.00**	**407,048.15**							
Single Point Supply for Further Distribution											
C-1A (19)	1.39	0.14%	186.00	2,771.23			29.71	0.00	38.34	-	8.63
C-1B (25)	11.35	1.16%	175.00	18,303.06	0.07%	440.00	26.94	440.00	34.76	-	7.82
C-1C(26)T Peak	2.08	0.21%	20.00	11,620.23	0.02%	440.00	26.84	440.00	34.64	-	7.80
C-1C(26)T Off Peak	12.71	1.30%	155.00	-	#DIV/0!	440.00	20.89	440.00	26.96	-	6.07
C-2A (28)	4.55	0.46%	16.00	-	#DIV/0!	420.00	24.04	420.00	31.02	-	6.98
C-2B (29)T Peak	4.89	0.50%	40.00	7,424.33	0.08%	420.00	26.84	420.00	34.64	-	7.80
C-2B(29)T Off-Peak	25.04	2.56%	13.00	17,579.27		420.00	20.69	420.00	26.70	-	6.01
Sub-Total	**62.01**	6.34%	**605.00**	**57,698.13**							
Agriculture Tubewell - Tariff D											
Agriculture D-1A (41,42,43,44,46)	2.81	0.29%	2,126.59	92,554.53	0.00%		28.54	0.00	36.83	-	8.29
D2 (NOR)	5.77	0.59%	2,877.09	25,140.44	0.03%	200.00	26.85	200.00	34.65	-	7.80
D-1B(T) Peak	10.32	1.06%		61,886.10	0.02%	200.00	20.61	200.00	26.60	-	5.99
D-1B(T) Off-Peak	17.18	1.76%	38.35	-	#DIV/0!	200.00	22.91	200.00	29.56	-	6.65
D-1B(T) Peak (SUB)	1.10	0.11%	523.70	6,522.17		200.00	26.86	200.00	34.66	-	7.80
D-1B(T) Off-Peak	0.76	0.08%	3,704.27	-		200.00	18.41	200.00	23.76	-	5.35
	37.95	3.88%	**9,270.00**	**186,103.24**							
Public Lighting - Tariff G											
G(I)	6.74	0.69%	425.00	13,029.28			24.01	0.00	30.98	-	6.97
Housing Colonies - Tariff H											
H(1)	0.45	0.05%	19.00	2,333.84	0.02%		24.01	0.00	30.98	-	6.97
AJK Bulk Supply											
A-3 (66) General Supply	86.01	8.79%	14,383.66	106,026.80	0.09%		22.55	0.00	29.10	-	6.55
Total	**978.31**	**100.00%**	**908,816.00**	**1,684,827.19**	0.07%					-	-

Sukkur Electric Power Company Ltd.

FORM - 26

SUKKUR ELECTRIC POWR COMPANY LTD.

Existing & Proposed Tariff Statement

FY 2023-24

Description	Jul-23	Sales Mix	No. of Consumers	Sanctioned Load	Load Factor	Determined & Notified Tariff FY 2019-20		Proposed New Tariff FY 2023-24		Difference	
						Fixed Charge	Variable Charge	Fixed Charge	Variable Charge	Fixed Charge	Variable Charge
	(MkWh)	(%age)		kW)	(%age)	(Rs/kW/M)	(Rs/kWh)	(Rs/kW/M)	(Rs/kWh)	(Rs/kW/M)	(Rs/kWh)
Residential - A1											
Upto - 50	5.42	1.42%	68,102.00	105,026.80	0.01%	75.00	4.00	75.00	4.00	-	-
1-100 GoP Tariff	82.25	21.47%	425,639.00	104,390.56		150.00	17.28		22.93		5.65
101 - 200 GoP Tariff	57.81	15.09%	119,536.00	176,039.97	0.04%	0.00	20.31	0.00	26.95	-	6.64
201 - 300 GoP Tariff	45.36	11.84%	76,084.00	98,175.66		0.00	23.00	0.00	30.52	-	7.52
301 - 700 GoP Tariff	25.87	6.75%	75,586.00	146,374.79	0.02%	0.00	24.61	0.00	32.66	-	8.05
Above -700 GoP	3.92	1.02%	26,480.00	46,954.85	0.01%	0.00	26.99	0.00	35.82	-	8.83
A-1B(03) T Peak	0.25	0.06%	-	26,754.25	0.00%	0.00	27.00	0.00	35.83	-	8.83
A-1B(03) T Off- Peak	1.30	0.34%	2,856.00	-		0.00	21.05	0.00	27.94	-	6.89
E-11(55) Temp.	0.00	0.00%	2.00	8.68		0.00	24.65	0.00	32.71	-	8.06
Sub-Total	**222.20**	58.00%	**794,285**	**704,726**							-
For Peak Load Requirement Upto 20 KW											-
Commercial - A2A (04)	9.27	2.42%	120,691.34	132,383.29		175.00	26.93	175.00	35.74	-	8.81
A-2B(05)	1.74	0.45%	770.00	245.38	0.81%	440.00	24.83	440.00	32.95	-	8.12
A-2C (06) T Peak	2.92	0.76%	-	9,230.06		400.00	26.84	400.00	35.62	-	8.78
A-2C (06) T Off -Peak	14.18	3.70%	4,450.00	66,003.45		400.00	20.89	400.00	27.72	-	6.83
E-1ii(56) TEMP.		0.00%	-	-	#DIV/0!	50.00	36.93	50.00	49.01	-	12.08
Sub-Total	**28.11**	7.34%	**125,911.34**	**207,862.19**							
Industrial					#DIV/0!					-	-
Industrial B-1 (07)	2.00	0.52%	4,654.00	66,293.54			28.41	0.00	37.70	-	9.29
B-1(09) PEAK	0.88	0.23%	-	46,136.38	0.00%		27.01	0.00	35.84	-	8.83
B-1(09) OFF-PEAK	8.80	2.30%	5,692.00	-			21.06	0.00	27.95	-	6.89
B-2A (10)	3.32	0.87%	805.00	72,555.27	0.01%	440.00	23.74	440.00	31.51		7.77
B-2B-(12) T Peak	4.51	1.18%	-	188,219.77		440.00	26.84	440.00	35.62		8.78
B-2B-(12) T Off-Peak	30.89	8.06%	2,654.00	-	#DIV/0!	440.00	20.69	440.00	27.46	-	6.77
B-3 (14) T Peak	0.61	0.16%	-	3,018.42		440.00	26.84	440.00	35.62		8.78
B-3 (14) T Off-Peak	3.27	0.85%	36.00	18,880.31	0.02%	420.00	18.59	420.00	24.67		6.08
B-4 (17) - Peak	0.36	0.09%	-	11,944.46	0.00%	420.00	26.40	420.00	35.04		8.64
B-4 (17) - Off Peak	2.33	0.61%	3.00	-	#DIV/0!	400.00	20.49	400.00	27.19	-	6.70
E-2 (58) Temp	0.18	0.05%	18.00	-	#DIV/0!		24.41	0.00	32.39	-	7.98
Sub-Total	**57.16**	14.92%	**13,917.00**	**407,048.15**							
Single Point Supply for Further Distribution											
C-1A (19)	0.54	0.14%	186.00	2,771.23			29.71	0.00	39.43	-	9.72
C-1B (25)	4.44	1.16%	175.00	18,303.06	0.03%	440.00	26.94	440.00	35.75	-	8.81
C-1C(26)T Peak	0.82	0.21%	20.00	11,620.23	0.01%	440.00	26.84	440.00	35.62	-	8.78
C-1C(26)T Off Peak	4.98	1.30%	155.00	-	#DIV/0!	440.00	20.89	440.00	27.72	-	6.83
C-2A (28)	1.78	0.46%	16.00	-	#DIV/0!	420.00	24.04	420.00	31.90	-	7.86
C-2B (29)T Peak	1.91	0.50%	40.00	7,424.33	0.03%	420.00	26.84	420.00	35.62	-	8.78
C-2B(29)T Off-Peak	9.81	2.56%	13.00	17,579.27		420.00	20.69	420.00	27.46	-	6.77
Sub-Total	**24.28**	6.34%	**605.00**	**57,698.13**							
Agriculture Tubewell - Tariff D											
Agriculture D-1A (41,42,43,44,46)	1.10	0.29%	2,126.59	92,554.53	0.00%		28.54	0.00	37.88	-	9.34
D2 (NOR)	2.26	0.59%	2,877.09	25,140.44	0.01%	200.00	26.85	200.00	35.63	-	8.78
D-1B(T) Peak	4.04	1.06%		61,886.10	0.01%	200.00	20.61	200.00	27.35	-	6.74
D-1B(T) Off-Peak	6.73	1.76%	38.35	-	#DIV/0!	200.00	22.91	200.00	30.40	-	7.49
D-1B(T) Peak (SUB)	0.43	0.11%	523.70	6,522.17		200.00	26.86	200.00	35.65	-	8.79
D-1B(T) Off-Peak	0.30	0.08%	3,704.27	-		200.00	18.41	200.00	24.43	-	6.02
	14.86	3.88%	**9,270.00**	**186,103.24**							
Public Lighting - Tariff G											
G(I)	2.64	0.69%	425.00	13,029.28			24.01	0.00	31.86	-	7.85
Housing Colonies - Tariff H											
H(1)	0.18	0.05%	19.00	2,333.84	0.01%		24.01	0.00	31.86	-	7.85
AJK Bulk Supply											
A-3 (66) General Supply	33.68	8.79%	14,383.66	106,026.80	0.04%		22.55	0.00	29.93	-	7.38
Total	**383.11**	**100.00%**	**958,816.00**	**1,684,827.19**	0.03%					-	-

Sukkur Electric Power Company Ltd.

FORM - 26

SUKKUR ELECTRIC POWR COMPANY LTD.

Existing & Proposed Tariff Statement

FY 2023-24

Description	Aug-23	Sales Mix	No. of Consumers	Sanctioned Load	Load Factor	Determined & Notified Tariff FY 2019-20		Proposed New Tariff FY 2023-24		Difference	
						Fixed Charge	Variable Charge	Fixed Charge	Variable Charge	Fixed Charge	Variable Charge
	(MkWh)	(%age)		(kW)	(%age)	(Rs/kW/M)	(Rs/kWh)	(Rs/kW/M)	(Rs/kWh)	(Rs/kW/M)	(Rs/kWh)
Residential - A1											
Upto - 50	6.21	1.42%	68,102.00	106,026.80	0.01%	75.00	4.00	75.00	4.00	-	-
1-100 GoP Tariff	94.23	21.47%	425,639.00	104,390.56		150.00	17.28		22.93		5.65
101 - 200 GoP Tariff	66.23	15.09%	119,536.00	176,039.97	0.04%	0.00	20.31	0.00	26.95	-	6.64
201 - 300 GoP Tariff	51.97	11.84%	76,084.00	98,175.66		0.00	23.00	0.00	30.52	-	7.52
301 - 700 GoP Tariff	29.63	6.75%	75,586.00	146,374.79	0.02%	0.00	24.61	0.00	32.66	-	8.05
Above -700 GoP	4.49	1.02%	26,480.00	46,954.85	0.01%	0.00	26.99	0.00	35.82	-	8.83
A-1B(03) T Peak	0.28	0.06%	-	26,754.25	0.00%	0.00	27.00	0.00	35.83	-	8.83
A-1B(03) T Off- Peak	1.49	0.34%	2,856.00	-		0.00	21.05	0.00	27.94	-	6.89
E-11(55) Temp.	0.00	0.00%	2.00	8.68		0.00	24.65	0.00	32.71	-	8.06
Sub-Total	**254.54**	58.00%	**794,285**	**704,726**							-
For Peak Load Requirement Upto 20 KW											-
Commercial - A2A (04)	10.62	2.42%	120,691.34	132,383.29		175.00	26.93	175.00	35.74	-	8.81
A-2B(05)	1.99	0.45%	770.00	245.38	0.93%	440.00	24.83	440.00	32.95	-	8.12
A-2C (06) T Peak	3.35	0.76%	-	9,230.06		400.00	26.84	400.00	35.62	-	8.78
A-2C (06) T Off -Peak	16.24	3.70%	4,450.00	66,003.45		400.00	20.89	400.00	27.72	-	6.83
E-1ii(56) TEMP.		0.00%	-	-	#DIV/0!	50.00	36.93	50.00	49.01	-	12.08
Sub-Total	**32.21**	7.34%	**125,911.34**	**207,862.19**							
Industrial					#DIV/0!					-	-
Industrial B-1 (07)	2.30	0.52%	4,654.00	66,293.54			28.41	0.00	37.70	-	9.29
B-1(09) PEAK	1.01	0.23%	-	46,136.38	0.00%		27.01	0.00	35.84	-	8.83
B-1(09) OFF-PEAK	10.08	2.30%	5,692.00	-			21.06	0.00	27.95	-	6.89
B-2A (10)	3.80	0.87%	805.00	72,555.27	0.01%	440.00	23.74	440.00	31.51		7.77
B-2B-(12) T Peak	5.17	1.18%	-	188,219.77		440.00	26.84	440.00	35.62		8.78
B-2B-(12) T Off-Peak	35.39	8.06%	2,654.00	-	#DIV/0!	440.00	20.69	440.00	27.46	-	6.77
B-3 (14) T Peak	0.70	0.16%	-	3,018.42		440.00	26.84	440.00	35.62		8.78
B-3 (14) T Off-Peak	3.75	0.85%	36.00	18,880.31	0.02%	420.00	18.59	420.00	24.67		6.08
B-4 (17) - Peak	0.41	0.09%	-	11,944.46	0.00%	420.00	26.40	420.00	35.04		8.64
B-4 (17) - Off Peak	2.67	0.61%	3.00	-	#DIV/0!	400.00	20.49	400.00	27.19	-	6.70
E-2 (58) Temp	0.21	0.05%	18.00	-	#DIV/0!		24.41	0.00	32.39	-	7.98
Sub-Total	**65.48**	14.92%	**13,917.00**	**407,048.15**							
Single Point Supply for Further Distribution											
C-1A (19)	0.62	0.14%	186.00	2,771.23			29.71	0.00	39.43	-	9.72
C-1B (25)	5.09	1.16%	175.00	18,303.06	0.03%	440.00	26.94	440.00	35.75	-	8.81
C-1C(26)T Peak	0.93	0.21%	20.00	11,620.23	0.01%	440.00	26.84	440.00	35.62	-	8.78
C-1C(26)T Off Peak	5.70	1.30%	155.00	-	#DIV/0!	440.00	20.89	440.00	27.72	-	6.83
C-2A (28)	2.04	0.46%	16.00	-	#DIV/0!	420.00	24.04	420.00	31.90	-	7.86
C-2B (29)T Peak	2.19	0.50%	40.00	7,424.33	0.03%	420.00	26.84	420.00	35.62	-	8.78
C-2B(29)T Off-Peak	11.23	2.56%	13.00	17,579.27		420.00	20.69	420.00	27.46	-	6.77
Sub-Total	**27.82**	6.34%	**605.00**	**57,698.13**							
Agriculture Tubewell - Tariff D											
Agriculture D-1A (41,42,43,44,46)	1.26	0.29%	2,126.59	92,554.53	0.00%		28.54	0.00	37.88	-	9.34
D2 (NOR)	2.59	0.59%	2,877.09	25,140.44	0.01%	200.00	26.85	200.00	35.63	-	8.78
D-1B(T) Peak	4.63	1.06%		61,886.10	0.01%	200.00	20.61	200.00	27.35	-	6.74
D-1B(T) Off-Peak	7.71	1.76%	38.35	-	#DIV/0!	200.00	22.91	200.00	30.40	-	7.49
D-1B(T) Peak (SUB)	0.49	0.11%	523.70	6,522.17		200.00	26.86	200.00	35.65	-	8.79
D-1B(T) Off-Peak	0.34	0.08%	3,704.27	-		200.00	18.41	200.00	24.43	-	6.02
	17.02	3.88%	**9,270.00**	**186,103.24**							
Public Lighting - Tariff G											
G(I)	3.02	0.69%	425.00	13,029.28			24.01	0.00	31.86	-	7.85
Housing Colonies - Tariff H											
H(1)	0.20	0.05%	19.00	2,333.84	0.01%		24.01	0.00	31.86	-	7.85
AJK Bulk Supply											
A-3 (66) General Supply	38.58	8.79%	14,383.66	106,026.80	0.04%		22.55	0.00	29.93	-	7.38
Total	**438.87**	100.00%	**958,816.00**	**1,684,827.19**	0.03%					-	-

Sukkur Electric Power Company Ltd.

FORM - 2S

SUKKUR ELECTRIC POWR COMPANY LTD.

Existing & Proposed Tariff Statement

FY 2023-24

Description	Sep-23	Sales Mix	No. of Consumers	Sanctioned Load	Load Factor	Determined & Notified - Tariff FY 2019-20		Proposed New Tariff FY 2023-24		Difference	
						Fixed Charge	Variable Charge	Fixed Charge	Variable Charge	Fixed Charge	Variable Charge
	(MkWh)	(%age)		(kW)	(%age)	(Rs/kW/M)	(Rs/kWh)	(Rs/kW/M)	(Rs/kWh)	(Rs/kW/M)	(Rs/kWh)
Residential - A1											
Upto - 50	5.39	1.42%	68,102.00	106,026.80	0.01%	75.00	4.00	75.00	4.00	-	-
1-100 GoP Tariff	81.73	21.47%	425,639.00	104,390.56		150.00	17.28		22.93		5.65
101 - 200 GoP Tariff	57.45	15.09%	119,536.00	176,039.97	0.04%	0.00	20.31	0.00	26.95	-	6.64
201 - 300 GoP Tariff	45.07	11.84%	76,084.00	98,175.66		0.00	23.00	0.00	30.52	-	7.52
301 - 700 GoP Tariff	25.70	6.75%	75,586.00	146,374.79	0.02%	0.00	24.61	0.00	32.66	-	8.05
Above -700 GoP	3.90	1.02%	26,480.00	46,954.85	0.01%	0.00	26.99	0.00	35.82	-	8.83
A-1B(03) T Peak	0.25	0.06%	-	26,754.25	0.00%	0.00	27.00	0.00	35.83	-	8.83
A-1B(03) T Off- Peak	1.30	0.34%	2,856.00	-		0.00	21.05	0.00	27.94	-	6.89
E-11(55) Temp.	0.00	0.00%	2.00	8.68		0.00	24.65	0.00	32.71	-	8.06
Sub-Total	**220.78**	**58.00%**	**794,285**	**704,726**							-
For Peak Load Requirement Upto 20 KW											-
Commercial - A2A (04)	9.21	2.42%	120,691.34	132,383.29		175.00	26.93	175.00	35.74	-	8.81
A-2B(05)	1.73	0.45%	770.00	245.38	0.80%	440.00	24.83	440.00	32.95	-	8.12
A-2C (06) T Peak	2.90	0.76%	-	9,230.06		400.00	26.84	400.00	35.62	-	8.78
A-2C (06) T Off -Peak	14.09	3.70%	4,450.00	66,003.45		400.00	20.89	400.00	27.72	-	6.83
E-1ii(56) TEMP.		0.00%	-	-	#DIV/0!	50.00	36.93	50.00	49.01	-	12.08
Sub-Total	**27.93**	**7.34%**	**125,911.34**	**207,862.19**							
Industrial					#DIV/0!					-	-
Industrial B-1 (07)	1.99	0.52%	4,654.00	66,293.54			28.41	0.00	37.70	-	9.29
B-1(09) PEAK	0.87	0.23%	-	46,136.38	0.00%		27.01	0.00	35.84	-	8.83
B-1(09) OFF-PEAK	8.74	2.30%	5,692.00	-			21.06	0.00	27.95	-	6.89
B-2A (10)	3.30	0.87%	805.00	72,555.27	0.01%	440.00	23.74	440.00	31.51		7.77
B-2B-(12) T Peak	4.48	1.18%	-	188,219.77		440.00	26.84	440.00	35.62		8.78
B-2B-(12) T Off-Peak	30.69	8.06%	2,654.00	-	#DIV/0!	440.00	20.69	440.00	27.46	-	6.77
B-3 (14) T Peak	0.60	0.16%	-	3,018.42		440.00	26.84	440.00	35.62		8.78
B-3 (14) T Off-Peak	3.25	0.85%	36.00	18,880.31	0.02%	420.00	18.59	420.00	24.67		6.08
B-4 (17) - Peak	0.36	0.09%	-	11,944.46	0.00%	420.00	26.40	420.00	35.04		8.64
B-4 (17) - Off Peak	2.32	0.61%	3.00	-	#DIV/0!	400.00	20.49	400.00	27.19	-	6.70
E-2 (58) Temp	0.18	0.05%	18.00	-	#DIV/0!		24.41	0.00	32.39	-	7.98
Sub-Total	**56.80**	**14.92%**	**13,917.00**	**407,048.15**							
Single Point Supply for Further Distribution											
C-1A (19)	0.54	0.14%	186.00	2,771.23			29.71	0.00	39.43	-	9.72
C-1B (25)	4.42	1.16%	175.00	18,303.06	0.03%	440.00	26.94	440.00	35.75	-	8.81
C-1C(26)T Peak	0.81	0.21%	20.00	11,520.23	0.01%	440.00	26.84	440.00	35.62	-	8.78
C-1C(26)T Off Peak	4.94	1.30%	155.00	-	#DIV/0!	440.00	20.89	440.00	27.72	-	6.83
C-2A (28)	1.77	0.46%	16.00	-	#DIV/0!	420.00	24.04	420.00	31.90	-	7.86
C-2B (29)T Peak	1.90	0.50%	40.00	7,424.33	0.03%	420.00	26.84	420.00	35.62	-	8.78
C-2B(29)T Off-Peak	9.74	2.56%	13.00	17,579.27		420.00	20.69	420.00	27.46	-	6.77
Sub-Total	**24.13**	**6.34%**	**605.00**	**57,598.13**							
Agriculture Tubewell - Tariff D											
Agriculture D-1A (41,42,43,44,46)	1.09	0.29%	2,126.59	92,554.53	0.00%		28.54	0.00	37.88	-	9.34
D2 (NOR)	2.25	0.59%	2,877.09	25,140.44	0.01%	200.00	26.85	200.00	35.63	-	8.78
D-1B(T) Peak	4.02	1.06%		61,886.10	0.01%	200.00	20.61	200.00	27.35	-	6.74
D-1B(T) Off-Peak	6.69	1.76%	38.35	-	#DIV/0!	200.00	22.91	200.00	30.40	-	7.49
D-1B(T) Peak (SUB)	0.43	0.11%	523.70	6,522.17		200.00	26.86	200.00	35.65	-	8.79
D-1B(T) Off-Peak	0.30	0.08%	3,704.27	-		200.00	18.41	200.00	24.43	-	6.02
	14.77	**3.88%**	**9,270.00**	**186,103.24**							
Public Lighting - Tariff G											
G(I)	2.62	0.69%	425.00	13,029.28			24.01	0.00	31.86	-	7.85
Housing Colonies - Tariff H											
H(1)	0.13	0.05%	19.00	2,333.84	0.01%		24.01	0.00	31.86	-	7.85
AJK Bulk Supply											
A-3 (66) General Supply	33.47	8.79%	14,383.66	106,026.80	0.04%		22.55	0.00	29.93	-	7.38
Total	**380.66**	**100.00%**	**958,816.00**	**1,684,827.19**	0.03%					-	-

Sukkur Electric Power Company Ltd.

FORM - 26

SUKKUR ELECTRIC POWR COMPANY LTD.

Existing & Proposed Tariff Statement

FY 2023-24

Description	1st Qtr	Sales Mix	No. of Consumers	Sanctioned Load	Load Factor	Determined & Notified Tariff FY 2019-20		Proposed New Tariff FY 2023-24		Difference	
						Fixed Charge	Variable Charge	Fixed Charge	Variable Charge	Fixed Charge	Variable Charge
	(MkWh)	(%age)		(kW)	(%age)	(Rs/kW/M)	(Rs/kWh)	(Rs/kW/M)	(Rs/kWh)	(Rs/kW/M)	(Rs/kWh)
Residential - A1											
Upto - 50	17.02	1.42%	68,102.00	106,026.80	0.02%	75.00	4.00	75.00	4.00	-	-
1-100 GoP Tariff	258.21	21.47%	425,639.00	104,390.56		150.00	17.28		22.93		5.65
101 - 200 GoP Tariff	181.49	15.09%	119,536.00	176,039.97	0.12%	0.00	20.31	0.00	26.95	-	6.64
201 - 300 GoP Tariff	142.40	11.84%	76,084.00	98,175.66		0.00	23.00	0.00	30.52	-	7.52
301 - 700 GoP Tariff	81.20	6.75%	75,586.00	146,374.79	0.06%	0.00	24.61	0.00	32.66	-	8.05
Above -700 GoP	12.32	1.02%	26,480.00	46,954.85	0.03%	0.00	26.99	0.00	35.82	-	8.83
A-1B(03) T Peak	0.78	0.06%	-	26,754.25	0.00%	0.00	27.00	0.00	35.83	-	8.83
A-1B(03) T Off- Peak	4.10	0.34%	2,856.00	-		0.00	21.05	0.00	27.94	-	6.89
E-11(55) Temp.	0.00	0.00%	2.00	8.68		0.00	24.65	0.00	32.71	-	8.06
Sub-Total	**697.51**	**58.00%**	**794,285**	**704,726**							-
For Peak Load Requirement Upto 20 KW											-
Commercial - A2A (04)	29.11	2.42%	120,691.34	132,383.29		175.00	26.93	175.00	35.74	-	8.81
A-2B(05)	5.46	0.45%	770.00	245.38	2.54%	440.00	24.83	440.00	32.95	-	8.12
A-2C (06) T Peak	9.17	0.76%	-	9,230.06		400.00	26.84	400.00	35.62	-	8.78
A-2C (06) T Off -Peak	44.51	3.70%	4,450.00	66,003.45		400.00	20.89	400.00	27.72	-	6.83
E-1ii(56) TEMP.	-	0.00%	-	-	#DIV/0!	50.00	36.93	50.00	49.01	-	12.08
Sub-Total	**88.25**	**7.34%**	**125,911.34**	**207,862.19**							
Industrial					#DIV/0!					-	-
Industrial B-1 (07)	6.29	0.52%	4,654.00	66,293.54			28.41	0.00	37.70	-	9.29
B-1(09) PEAK	2.76	0.23%	-	46,136.38	0.01%		27.01	0.00	35.84	-	8.83
B-1(09) OFF-PEAK	27.62	2.30%	5,692.00	-			21.06	0.00	27.95	-	6.89
B-2A (10)	10.42	0.87%	805.00	72,555.27	0.02%	440.00	23.74	440.00	31.51		7.77
B-2B-(12) T Peak	14.17	1.18%	-	188,219.77		440.00	26.84	440.00	35.62		8.78
B-2B-(12) T Off-Peak	96.97	8.06%	2,654.00	-	#DIV/0!	440.00	20.69	440.00	27.46	-	6.77
B-3 (14) T Peak	1.91	0.16%	-	3,018.42		440.00	26.84	440.00	35.62		8.78
B-3 (14) T Off-Peak	10.28	0.85%	36.00	18,880.31	0.06%	420.00	18.59	420.00	24.67		6.08
B-4 (17) - Peak	1.13	0.09%	-	11,944.46	0.01%	420.00	26.40	420.00	35.04		8.64
B-4 (17) - Off Peak	7.33	0.61%	3.00	-	#DIV/0!	400.00	20.49	400.00	27.19	-	6.70
E-2 (58) Temp	0.56	0.05%	18.00	-	#DIV/0!		24.41	0.00	32.39	-	7.98
Sub-Total	**179.44**	**14.92%**	**13,917.00**	**407,048.15**							
Single Point Supply for Further Distribution											
C-1A (19)	1.71	0.14%	186.00	2,771.23			29.71	0.00	39.43	-	9.72
C-1B (25)	13.95	1.16%	175.00	18,303.06	0.09%	440.00	26.94	440.00	35.75	-	8.81
C-1C(26)T Peak	2.56	0.21%	20.00	11,620.23	0.03%	440.00	26.84	440.00	35.62	-	8.78
C-1C(26)T Off Peak	15.62	1.30%	155.00	-	#DIV/0!	440.00	20.89	440.00	27.72	-	6.83
C-2A (28)	5.59	0.46%	16.00	-	#DIV/0!	420.00	24.04	420.00	31.90	-	7.86
C-2B (29)T Peak	6.01	0.50%	40.00	7,424.33	0.09%	420.00	26.84	420.00	35.62	-	8.78
C-2B(29)T Off-Peak	30.78	2.56%	13.00	17,579.27		420.00	20.69	420.00	27.46	-	6.77
Sub-Total	**76.22**	**6.34%**	**605.00**	**57,698.13**							
Agriculture Tubewell - Tariff D											
Agriculture D-1A (41,42,43,44,46)	3.46	0.29%	2,126.59	92,554.53	0.00%		28.54	0.00	37.88	-	9.34
D2 (NOR)	7.09	0.59%	2,877.09	25,140.44	0.03%	200.00	26.85	200.00	35.63	-	8.78
D-1B(T) Peak	12.69	1.06%		61,886.10	0.02%	200.00	20.61	200.00	27.35	-	6.74
D-1B(T) Off-Peak	21.12	1.76%	38.35	-	#DIV/0!	200.00	22.91	200.00	30.40	-	7.49
D-1B(T) Peak (SUB)	1.35	0.11%	523.70	6,522.17		200.00	26.86	200.00	35.65	-	8.79
D-1B(T) Off-Peak	0.93	0.08%	3,704.27	-		200.00	18.41	200.00	24.43	-	6.02
	46.65	**3.88%**	**9,270.00**	**186,103.24**							
Public Lighting - Tariff G											
G(1)	8.28	0.69%	425.00	13,029.28			24.01	0.00	31.86	-	7.85
Housing Colonies - Tariff H											
H(1)	0.55	0.05%	19.00	2,333.84	0.03%		24.01	0.00	31.86	-	7.85
AJK Bulk Supply											
A-3 (66) General Supply	105.73	8.79%	14,383.66	106,026.80	0.11%		22.55	0.00	29.93	-	7.38
Total	**1,202.64**	**100.00%**	**958,816.00**	**1,684,827.19**	0.08%					-	-

Sukkur Electric Power Company Ltd.

FORM - 26

SUKKUR ELECTRIC POWR COMPANY LTD.

Existing & Proposed Tariff Statement

FY 2023-24

Description	Oct-23 to Sep-24	Sales Mix	No. of Consumers	Sanctioned Load	Load Factor	Determined & Notified Tariff FY 2019-20		Proposed New Tariff FY 2023-24		Difference	
						Fixed Charge	Variable Charge	Fixed Charge	Variable Charge	Fixed Charge	Variable Charge
	(MkWh)	(%age)		(kW)	(%age)	(Rs/kW/M)	(Rs/kWh)	(Rs/kW/M)	(Rs/kWh)	(Rs/kW/M)	(Rs/kWh)
Residential - A1											
Upto - 50	4.82	1.42%	68,102.00	106,026.80	0.00%	75.00	4.00	75.00	4.00	-	-
1-100 GoP Tariff	70.08	21.47%	425,639.00	104,390.56		150.00	17.28		22.93		5.65
101 - 200 GoP Tariff	49.26	15.09%	119,536.00	176,039.97	0.03%	0.00	20.31	0.00	26.95	-	6.64
201 - 300 GoP Tariff	38.65	11.84%	76,084.00	98,175.66		0.00	23.00	0.00	30.52	-	7.52
301 - 700 GoP Tariff	22.04	6.75%	75,586.00	146,374.79	0.02%	0.00	24.61	0.00	32.66	-	8.05
Above -700 GoP	3.34	1.02%	26,480.00	46,954.85	0.01%	0.00	26.99	0.00	35.82	-	8.83
A-1B(03) T Peak	0.21	0.06%	-	26,754.25	0.00%	0.00	27.00	0.00	35.83	-	8.83
A-1B(03) T Off- Peak	1.11	0.34%	2,856.00	-		0.00	21.05	0.00	27.94	-	6.89
E-11(55) Temp.	0.00	0.00%	2.00	8.68		0.00	24.65	0.00	32.71	-	8.06
Sub-Total	**189.32**	**58.00%**	**794,285**	**704,726**							-
For Peak Load Requirement Upto 20 KW											-
Commercial - A2A (04)	7.90	2.42%	120,691.34	132,383.29		175.00	26.93	175.00	35.74	-	8.81
A-2B(05)	1.48	0.45%	770.00	245.38	0.69%	440.00	24.83	440.00	32.95	-	8.12
A-2C (06) T Peak	2.49	0.76%	-	9,230.06		400.00	26.84	400.00	35.62	-	8.78
A-2C (06) T Off -Peak	12.08	3.70%	4,450.00	66,003.45		400.00	20.89	400.00	27.72	-	6.83
E-1ii(56) TEMP.		0.00%	-	-	#DIV/0!	50.00	36.93	50.00	49.01	-	12.08
Sub-Total	**23.95**	**7.34%**	**125,911.34**	**207,862.19**							
Industrial					#DIV/0!					-	-
Industrial B-1 (07)	1.71	0.52%	4,654.00	66,293.54			28.41	0.00	37.70	-	9.29
B-1(09) PEAK	0.75	0.23%	-	46,136.38	0.00%		27.01	0.00	35.84	-	8.83
B-1(09) OFF-PEAK	7.50	2.30%	5,692.00	-			21.06	0.00	27.95	-	6.89
B-2A (10)	2.83	0.87%	805.00	72,555.27	0.00%	440.00	23.74	440.00	31.51		7.77
B-2B-(12) T Peak	3.85	1.18%	-	188,219.77		440.00	26.84	440.00	35.62		8.78
B-2B-(12) T Off-Peak	26.32	8.06%	2,654.00	-	#DIV/0!	440.00	20.69	440.00	27.46	-	6.77
B-3 (14) T Peak	0.52	0.16%	-	3,018.42		440.00	26.84	440.00	35.62		8.78
B-3 (14) T Off-Peak	2.79	0.85%	36.00	18,880.31	0.02%	420.00	18.59	420.00	24.67		6.08
B-4 (17) - Peak	0.31	0.09%	-	11,944.46	0.00%	420.00	26.40	420.00	35.04		8.64
B-4 (17) - Off Peak	1.99	0.61%	3.00	-	#DIV/0!	400.00	20.49	400.00	27.19	-	6.70
E-2 (58) Temp	0.15	0.05%	18.00	-	#DIV/0!		24.41	0.00	32.39	-	7.98
Sub-Total	**48.70**	**14.92%**	**13,917.00**	**407,048.15**							
Single Point Supply for Further Distribution											
C-1A (19)	0.46	0.14%	186.00	2,771.23			29.71	0.00	39.43	-	9.72
C-1B (25)	3.79	1.16%	175.00	18,303.06	0.02%	440.00	26.94	440.00	35.75	-	8.81
C-1C(26)T Peak	0.69	0.21%	20.00	11,620.23	0.01%	440.00	26.84	440.00	35.62	-	8.78
C-1C(26)T Off Peak	4.24	1.30%	155.00	-	#DIV/0!	440.00	20.89	440.00	27.72	-	6.83
C-2A (28)	1.52	0.46%	16.00	-	#DIV/0!	420.00	24.04	420.00	31.90	-	7.86
C-2B (29)T Peak	1.63	0.50%	40.00	7,424.33	0.03%	420.00	26.84	420.00	35.62	-	8.78
C-2B(29)T Off-Peak	8.35	2.56%	13.00	17,579.27		420.00	20.69	420.00	27.46	-	6.77
Sub-Total	**20.69**	**6.34%**	**605.00**	**57,698.13**							
Agriculture Tubewell - Tariff D											
Agriculture D-1A (41,42,43,44,46)	0.94	0.29%	2,126.59	92,554.53	0.00%		28.54	0.00	37.88	-	9.34
D2 (NOR)	1.93	0.59%	2,877.09	25,140.44	0.01%	200.00	26.85	200.00	35.63	-	8.78
D-1B(T) Peak	3.44	1.06%		61,886.10	0.01%	200.00	20.61	200.00	27.35	-	6.74
D-1B(T) Off-Peak	5.73	1.76%	38.35	-	#DIV/0!	200.00	22.91	200.00	30.40	-	7.49
D-1B(T) Peak (SUB)	0.37	0.11%	523.70	6,522.17		200.00	26.86	200.00	35.65	-	8.79
D-1B(T) Off-Peak	0.25	0.08%	3,704.27	-		200.00	18.41	200.00	24.43	-	6.02
	12.66	**3.89%**	**9,270.00**	**186,103.24**							
Public Lighting - Tariff G											
G(I)	2.25	0.69%	425.00	13,029.28			24.01	0.00	31.86	-	7.85
Housing Colonies - Tariff H											
H(1)	0.15	0.05%	19.00	2,333.84	0.01%		24.01	0.00	31.86	-	7.85
AJK Bulk Supply											
A-3 (66) General Supply	28.70	8.79%	14,383.66	106,026.80	0.03%		22.55	0.00	29.93	-	7.38
Total	**326.42**	**100.00%**	**958,816.00**	**1,684,827.19**	0.02%					-	-

Sukkur Electric Power Company Ltd.

FORM - 26

SUKKUR ELECTRIC POWR COMPANY LTD.

Existing & Proposed Tariff Statement

FY 2023-24

Description	Nov-23	Sales Mix	No. of Consumers	Sanctioned Load	Load Factor	Determined & Notified Tariff FY 2019-20		Proposed New Tariff FY 2023-24		Difference	
						Fixed Charge	Variable Charge	Fixed Charge	Variable Charge	Fixed Charge	Variable Charge
	(MkWh)	(%age)		(kW)	(%age)	(Rs/kW/M)	(Rs/kWh)	(Rs/kW/M)	(Rs/kWh)	(Rs/kW/M)	(Rs/kWh)
Residential - A1											
Upto - 50	3.37	1.42%	68,102.00	106,026.80	0.00%	75.00	4.00	75.00	4.00	-	-
1-100 GoP Tariff	51.07	21.47%	425,639.00	104,390.56		150.00	17.28		22.93		5.65
101 - 200 GoP Tariff	35.90	15.09%	119,536.00	176,039.97	0.02%	0.00	20.31	0.00	26.95	-	6.64
201 - 300 GoP Tariff	28.17	11.84%	76,084.00	98,175.66		0.00	23.00	0.00	30.52	-	7.52
301 - 700 GoP Tariff	18.06	6.75%	75,586.00	146,374.79	0.01%	0.00	24.61	0.00	32.66	-	8.05
Above -700 GoP	2.44	1.02%	26,480.00	46,954.85	0.01%	0.00	26.99	0.00	35.82	-	8.83
A-1B(03) T Peak	0.15	0.06%	-	26,754.25	0.00%	0.00	27.00	0.00	35.83	-	8.83
A-1B(03) T Off- Peak	0.81	0.34%	2,856.00	-		0.00	21.05	0.00	27.94	-	6.89
E-11(55) Temp.	0.00	0.00%	2.00	8.68		0.00	24.65	0.00	32.71	-	8.06
Sub-Total	**137.97**	58.00%	**794,285**	**704,726**							-
For Peak Load Requirement Upto 20 KW											-
Commercial - A2A (04)	5.76	2.42%	120,691.34	132,383.29		175.00	26.93	175.00	35.74	-	8.81
A-2B(05)	1.08	0.45%	770.00	245.38	0.50%	440.00	24.83	440.00	32.95	-	8.12
A-2C (06) T Peak	1.81	0.76%	-	9,230.06		400.00	26.84	400.00	35.62	-	8.78
A-2C (06) T Off -Peak	8.80	3.70%	4,450.00	66,003.45		400.00	20.89	400.00	27.72	-	6.83
E-1ii(56) TEMP.		0.00%	-	-	#DIV/0!	50.00	36.93	50.00	49.01	-	12.08
Sub-Total	**17.46**	7.34%	**125,911.34**	**207,862.19**							
Industrial					#DIV/0!					-	-
Industrial B-1 (07)	1.24	0.52%	4,654.00	66,293.54			28.41	0.00	37.70	-	9.29
B-1(09) PEAK	0.55	0.23%	-	46,136.38	0.00%		27.01	0.00	35.84	-	8.83
B-1(09) OFF-PEAK	5.46	2.30%	5,692.00	-			21.06	0.00	27.95	-	6.89
B-2A (10)	2.06	0.87%	805.00	72,555.27	0.00%	440.00	23.74	440.00	31.51		7.77
B-2B-(12) T Peak	2.80	1.18%	-	188,219.77		440.00	26.84	440.00	35.62		8.78
B-2B-(12) T Off-Peak	19.18	8.06%	2,654.00	-	#DIV/0!	440.00	20.69	440.00	27.46	-	6.77
B-3 (14) T Peak	0.38	0.16%	-	3,018.42		440.00	26.84	440.00	35.62		8.78
B-3 (14) T Off-Peak	2.03	0.85%	36.00	18,880.31	0.01%	420.00	18.59	420.00	24.67		6.08
B-4 (17) - Peak	0.22	0.09%	-	11,944.46	0.00%	420.00	26.40	420.00	35.04		8.64
B-4 (17) - Off Peak	1.45	0.61%	3.00	-	#DIV/0!	400.00	20.49	400.00	27.19	-	6.70
E-2 (58) Temp	0.11	0.05%	18.00	-	#DIV/0!		24.41	0.00	32.39	-	7.98
Sub-Total	**35.49**	14.92%	**13,917.00**	**407,048.15**							
Single Point Supply for Further Distribution											
C-1A (19)	0.34	0.14%	186.00	2,771.23			29.71	0.00	39.43	-	9.72
C-1B (25)	2.76	1.16%	175.00	18,303.06	0.02%	440.00	26.94	440.00	35.75	-	8.81
C-1C(26)T Peak	0.51	0.21%	20.00	11,620.23	0.00%	440.00	26.84	440.00	35.62	-	8.78
C-1C(26)T Off Peak	3.09	1.30%	155.00	-	#DIV/0!	440.00	20.89	440.00	27.72	-	6.83
C-2A (28)	1.11	0.46%	16.00	-	#DIV/0!	420.00	24.04	420.00	31.90	-	7.36
C-2B (29)T Peak	1.19	0.50%	40.00	7,424.33	0.02%	420.00	26.84	420.00	35.62	-	8.78
C-2B(29)T Off-Peak	6.09	2.56%	13.00	17,579.27		420.00	20.69	420.00	27.46	-	6.77
Sub-Total	**15.08**	6.34%	**605.00**	**57,698.13**							
Agriculture Tubewell - Tariff D											
Agriculture D-1A (41,42,43,44,46)	0.68	0.29%	2,126.59	92,554.53	0.00%		28.54	0.00	37.88	-	9.34
D2 (NOR)	1.40	0.59%	2,877.09	25,140.44	0.01%	200.00	26.85	200.00	35.63	-	8.78
D-1B(T) Peak	2.51	1.06%		61,886.10	0.00%	200.00	20.61	200.00	27.35	-	6.74
D-1B(T) Off-Peak	4.18	1.76%	38.35	-	#DIV/0!	200.00	22.91	200.00	30.40	-	7.49
D-1B(T) Peak (SUB)	0.27	0.11%	523.70	6,522.17		200.00	26.86	200.00	35.65	-	8.79
D-1B(T) Off-Peak	0.18	0.08%	3,704.27	-		200.00	18.41	200.00	24.43	-	6.02
	9.23	3.88%	**9,270.00**	**186,103.24**							
Public Lighting - Tariff G											
G(I)	1.64	0.69%	425.00	13,029.28			24.01	0.00	31.86	-	7.85
Housing Colonies - Tariff H											
H(1)	0.11	0.05%	19.00	2,333.84	0.01%		24.01	0.00	31.86	-	7.85
AJK Bulk Supply											
A-3 (66) General Supply	20.91	8.79%	14,383.66	106,026.80	0.02%		22.55	0.00	29.93	-	7.38
Total	**237.89**	**100.00%**	**958,816.00**	**1,684,827.19**	0.02%					-	-

Sukkur Electric Power Company Ltd.

FORM - 26

SUKKUR ELECTRIC POWR COMPANY LTD.

Existing & Proposed Tariff Statement

FY 2023-24

Description	Dec-23	Sales Mix	No. of Consumers	Sanctioned Load	Load Factor	Determined & Notified Tariff FY 2019-20		Proposed New Tariff FY 2023-24		Difference	
						Fixed Charge	Variable Charge	Fixed Charge	Variable Charge	Fixed Charge	Variable Charge
	(Mkwh)	(%age)		(kW)	(%age)	(Rs/kW/M)	(Rs/kWh)	(Rs/kW/M)	(Rs/kWh)	(Rs/kW/M)	(Rs/kWh)
Residential - A1											
Upto - 50	3.11	1.42%	68,102.00	106,026.80	0.00%	75.00	4.00	75.00	4.00	-	-
1-100 GoP Tariff	47.24	21.47%	425,639.00	104,390.56		150.00	17.28		22.93		5.65
101 - 200 GoP Tariff	33.20	15.09%	119,536.00	176,039.97	0.02%	0.00	20.31	0.00	26.95	-	6.64
201 - 300 GoP Tariff	26.05	11.84%	76,084.00	98,175.66		0.00	23.00	0.00	30.52	-	7.52
301 - 700 GoP Tariff	14.86	6.75%	75,586.00	146,374.79	0.01%	0.00	24.61	0.00	32.66	-	8.05
Above -700 GoP	2.25	1.02%	26,480.00	46,954.85	0.01%	0.00	26.99	0.00	35.82	-	8.83
A-1B(03) T Peak	0.14	0.06%	-	26,754.25	0.00%	0.00	27.00	0.00	35.83	-	8.83
A-1B(03) T Off- Peak	0.75	0.34%	2,856.00	-		0.00	21.05	0.00	27.94	-	6.89
E-1I(55) Temp.	0.00	0.00%	2.00	8.68		0.00	24.65	0.00	32.71	-	8.06
Sub-Total	**127.61**	58.00%	**794,285**	**704,726**							-
For Peak Load Requirement Upto 20 KW											-
Commercial - A2A (04)	5.33	2.42%	120,691.34	132,383.29		175.00	26.93	175.00	35.74	-	8.81
A-2B(05)	1.00	0.45%	770.00	245.38	0.46%	440.00	24.83	440.00	32.95	-	8.12
A-2C (06) T Peak	1.68	0.76%	-	9,230.06		400.00	26.84	400.00	35.62	-	8.78
A-2C (06) T Off -Peak	8.14	3.70%	4,450.00	66,003.45		400.00	20.89	400.00	27.72	-	6.83
E-1ii(56) TEMP.		0.00%	-	-	#DIV/0!	50.00	36.93	50.00	49.01	-	12.08
Sub-Total	**16.15**	7.34%	**125,911.34**	**207,862.19**							
Industrial					#DIV/0!					-	-
Industrial B-1 (07)	1.15	0.52%	4,654.00	66,293.54			28.41	0.00	37.70	-	9.29
B-1(09) PEAK	0.50	0.23%	-	46,136.38	0.00%		27.01	0.00	35.84	-	8.83
B-1(09) OFF-PEAK	5.05	2.30%	5,692.00	-			21.06	0.00	27.95	-	6.89
B-2A (10)	1.91	0.87%	805.00	72,555.27	0.00%	440.00	23.74	440.00	31.51		7.77
B-2B-(12) T Peak	2.59	1.18%	-	188,219.77		440.00	26.84	440.00	35.62		8.78
B-2B-(12) T Off-Peak	17.74	8.06%	2,654.00	-	#DIV/0!	440.00	20.69	440.00	27.46	-	6.77
B-3 (14) T Peak	0.35	0.16%	-	3,018.42		440.00	26.84	440.00	35.62		8.78
B-3 (14) T Off-Peak	1.88	0.85%	36.00	18,880.31	0.01%	420.00	18.59	420.00	24.67		6.08
B-4 (17) - Peak	0.21	0.09%	-	11,944.46	0.00%	420.00	26.40	420.00	35.04		8.64
B-4 (17) - Off Peak	1.34	0.61%	3.00	-	#DIV/0!	400.00	20.49	400.00	27.19	-	6.70
E-2 (58) Temp	0.10	0.05%	18.00	-	#DIV/0!		24.41	0.00	32.39	-	7.98
Sub-Total	**32.83**	14.92%	**13,917.00**	**407,048.15**							
Single Point Supply for Further Distribution											
C-1A (19)	0.31	0.14%	186.00	2,771.23			29.71	0.00	39.43	-	9.72
C-1B (25)	2.55	1.16%	175.00	18,303.06	0.02%	440.00	26.94	440.00	35.75	-	8.81
C-1C(26)T Peak	0.47	0.21%	20.00	11,620.23	0.00%	440.00	26.84	440.00	35.62	-	8.78
C-1C(26)T Off Peak	2.86	1.30%	155.00	-	#DIV/0!	440.00	20.89	440.00	27.72	-	6.83
C-2A (28)	1.02	0.46%	16.00	-	#DIV/0!	420.00	24.04	420.00	31.90	-	7.86
C-2B (29)T Peak	1.10	0.50%	40.00	7,424.33	0.02%	420.00	26.84	420.00	35.62	-	8.78
C-2B(29)T Off-Peak	5.63	2.56%	13.00	17,579.27		420.00	20.69	420.00	27.46	-	6.77
Sub-Total	**13.95**	6.34%	**605.00**	**57,698.13**							
Agriculture Tubewell - Tariff D											
Agriculture D-1A (41,42,43,44,46)	0.63	0.29%	2,126.59	92,554.53	0.00%		28.54	0.00	37.88	-	9.34
D2 (NOR)	1.30	0.59%	2,877.09	25,140.44	0.01%	200.00	26.85	200.00	35.63	-	8.78
D-1B(T) Peak	2.32	1.06%		61,386.10	0.00%	200.00	20.61	200.00	27.35	-	6.74
D-1B(T) Off-Peak	3.86	1.76%	38.35	-	#DIV/0!	200.00	22.91	200.00	30.40	-	7.49
D-1B(T) Peak (SUB)	0.25	0.11%	523.70	6,522.17		200.00	26.86	200.00	35.65	-	8.79
D-1B(T) Off-Peak	0.17	0.08%	3,704.27	-		200.00	18.41	200.00	24.43	-	6.02
	8.53	3.88%	**9,270.00**	**186,103.24**							
Public Lighting - Tariff G											
G(I)	1.52	0.69%	425.00	13,029.28			24.01	0.00	31.86	-	7.85
Housing Colonies - Tariff H											
H(1)	0.10	0.05%	19.00	2,333.84	0.00%		24.01	0.00	31.86	-	7.85
AJK Bulk Supply											
A-3 (66) General Supply	19.34	8.79%	14,383.66	106,026.80	0.02%		22.55	0.00	29.93	-	7.38
Total	**220.03**	**100.00%**	**958,816.00**	**1,684,827.19**	0.01%					-	-

Sukkur Electric Power Company Ltd.

FORM - 26

SUKKUR ELECTRIC POWR COMPANY LTD.

Existing & Proposed Tariff Statement

FY 2023-24

Description	2nd Qtr	Sales Mix	No. of Consumers	Sanctioned Load	Load Factor	Determined & Notified Tariff FY 2019-20		Proposed New Tariff FY 2023-24		Difference	
						Fixed Charge	Variable Charge	Fixed Charge	Variable Charge	Fixed Charge	Variable Charge
	(MkWh)	(%age)		(kW)	(%age)	(Rs/kW/M)	(Rs/kWh)	(Rs/kW/M)	(Rs/kWh)	(Rs/kW/M)	(Rs/kWh)
Residential - A1											
Upto - 50	11.10	1.42%	68,102.00	106,026.80	0.01%	75.00	4.00	75.00	4.00	-	-
1-100 GoP Tariff	168.40	21.47%	425,639.00	104,390.56		150.00	17.28		22.93		5.65
101 - 200 GoP Tariff	118.36	15.09%	119,536.00	176,039.97	0.08%	0.00	20.31	0.00	26.95	-	6.64
201 - 300 GoP Tariff	92.87	11.84%	76,084.00	98,175.66		0.00	23.00	0.00	30.52	-	7.52
301 - 700 GoP Tariff	52.96	6.75%	75,586.00	146,374.79	0.04%	0.00	24.61	0.00	32.66	-	8.05
Above -700 GoP	8.03	1.02%	26,480.00	46,954.85	0.02%	0.00	26.99	0.00	35.82	-	8.83
A-1B(03) T Peak	0.51	0.06%	-	26,754.25	0.00%	0.00	27.00	0.00	35.83	-	8.83
A-1B(03) T Off- Peak	2.67	0.34%	2,856.00	-		0.00	21.05	0.00	27.94	-	6.89
E-11(55) Temp.	0.00	0.00%	2.00	8.68		0.00	24.65	0.00	32.71	-	8.06
Sub-Total	**454.90**	58.00%	**794,285**	**704,726**							-
For Peak Load Requirement Upto 20 KW											-
Commercial - A2A (04)	18.99	2.42%	120,691.34	132,383.29		175.00	26.93	175.00	35.74	-	8.81
A-2B(05)	3.56	0.45%	770.00	245.38	1.66%	440.00	24.83	440.00	32.95	-	8.12
A-2C (06) T Peak	5.98	0.76%	-	9,230.06		400.00	26.84	400.00	35.62	-	8.78
A-2C (06) T Off -Peak	29.03	3.70%	4,450.00	66,003.45		400.00	20.89	400.00	27.72	-	6.83
E-1ii(56) TEMP.	-	0.00%	-	-	#DIV/0!	50.00	36.93	50.00	49.01	-	12.08
Sub-Total	**57.56**	7.34%	**125,911.34**	**207,862.19**							
Industrial					#DIV/0!					-	-
Industrial B-1 (07)	4.10	0.52%	4,654.00	66,293.54			28.41	0.00	37.70	-	9.29
B-1(09) PEAK	1.80	0.23%	-	46,136.38	0.00%		27.01	0.00	35.84	-	8.83
B-1(09) OFF-PEAK	18.01	2.30%	5,692.00	-			21.06	0.00	27.95	-	6.89
B-2A (10)	6.80	0.87%	805.00	72,555.27	0.01%	440.00	23.74	440.00	31.51		7.77
B-2B-(12) T Peak	9.24	1.18%	-	188,219.77		440.00	26.84	440.00	35.62		8.78
B-2B-(12) T Off-Peak	63.24	8.06%	2,654.00	-	#DIV/0!	440.00	20.69	440.00	27.46	-	6.77
B-3 (14) T Peak	1.24	0.16%	-	3,018.42		440.00	26.84	440.00	35.62		8.78
B-3 (14) T Off-Peak	6.70	0.85%	36.00	18,880.31	0.04%	420.00	18.59	420.00	24.67		6.08
B-4 (17) - Peak	0.74	0.09%	-	11,944.46	0.01%	420.00	26.40	420.00	35.04		8.64
B-4 (17) - Off Peak	4.78	0.61%	3.00	-	#DIV/0!	400.00	20.49	400.00	27.19	-	6.70
E-2 (58) Temp	0.37	0.05%	18.00	-	#DIV/0!		24.41	0.00	32.39	-	7.98
Sub-Total	**117.02**	14.92%	**13,917.00**	**407,048.15**							
Single Point Supply for Further Distribution											
C-1A (19)	1.12	0.14%	186.00	2,771.23			29.71	0.00	39.43	-	9.72
C-1B (25)	9.10	1.16%	175.00	18,303.06	0.06%	440.00	26.94	440.00	35.75	-	8.81
C-1C(26)T Peak	1.67	0.21%	20.00	11,620.23	0.02%	440.00	26.84	440.00	35.62	-	8.78
C-1C(26)T Off Peak	10.19	1.30%	155.00	-	#DIV/0!	440.00	20.89	440.00	27.72	-	6.83
C-2A (28)	3.65	0.46%	16.00	-	#DIV/0!	420.00	24.04	420.00	31.90	-	7.86
C-2B (29)T Peak	3.92	0.50%	40.00	7,424.33	0.06%	420.00	26.84	420.00	35.62	-	8.78
C-2B(29)T Off-Peak	20.07	2.56%	13.00	17,579.27		420.00	20.69	420.00	27.46	-	6.77
Sub-Total	**49.71**	6.34%	**605.00**	**57,698.13**							
Agriculture Tubewell - Tariff D											
Agriculture D-1A (41,42,43,44,46)	2.25	0.29%	2,126.59	92,554.53	0.00%		28.54	0.00	37.88	-	9.34
D2 (NOR)	4.63	0.59%	2,877.09	25,140.44	0.02%	200.00	26.85	200.00	35.63	-	8.78
D-1B(T) Peak	8.28	1.06%		61,886.10	0.02%	200.00	20.61	200.00	27.35	-	6.74
D-1B(T) Off-Peak	13.78	1.76%	38.35	-	#DIV/0!	200.00	22.91	200.00	30.40	-	7.49
D-1B(T) Peak (SUB)	0.88	0.11%	523.70	6,522.17		200.00	26.86	200.00	35.65	-	8.79
D-1B(T) Off-Peak	0.61	0.08%	3,704.27	-		200.00	18.41	200.00	24.43	-	6.02
	30.42	3.88%	**9,270.00**	**186,103.24**							
Public Lighting - Tariff G											
G(1)	5.40	0.69%	425.00	13,029.28			24.01	0.00	31.86	-	7.85
Housing Colonies - Tariff H											
H(1)	0.36	0.05%	19.00	2,333.84	0.02%		24.01	0.00	31.86	-	7.85
AJK Bulk Supply											
A-3 (66) General Supply	68.96	8.79%	14,383.66	106,026.80	0.07%		22.55	0.00	29.93	-	7.38
Total	**784.33**	**100.00%**	**958,816.00**	**1,684,827.19**	0.05%					-	-

Sukkur Electric Power Company Ltd.

FORM - 26

SUKKUR ELECTRIC POWR COMPANY LTD.

Existing & Proposed Tariff Statement

FY 2023-24

Description	Jan-24	Sales Mix	No. of Consumers	Sanctioned Load	Load Factor	Determined & Notified Tariff FY 2019-20		Proposed New Tariff FY 2023-24		Difference	
						Fixed Charge	Variable Charge	Fixed Charge	Variable Charge	Fixed Charge	Variable Charge
	(MkWh)	(%age)		(kW)	(%age)	(Rs/kW/M)	(Rs/kWh)	(Rs/kW/M)	(Rs/kWh)	(Rs/kW/M)	(Rs/kWh)
Residential - A1											
Upto - 50	2.98	1.42%	68,102.00	106,026.80	0.00%	75.00	4.00	75.00	4.00	-	-
1-100 GoP Tariff	45.27	21.47%	425,639.00	104,390.56		150.00	17.28		22.93		5.65
101 - 200 GoP Tariff	31.82	15.09%	119,536.00	176,039.97	0.02%	0.00	20.31	0.00	26.95	-	6.64
201 - 300 GoP Tariff	24.97	11.84%	76,084.00	98,175.66		0.00	23.00	0.00	30.52	-	7.52
301 - 700 GoP Tariff	14.24	6.75%	75,586.00	146,374.79	0.01%	0.00	24.61	0.00	32.66	-	8.05
Above -700 GoP	2.16	1.02%	26,480.00	46,954.85	0.01%	0.00	26.99	0.00	35.82	-	8.83
A-1B(03) T Peak	0.14	0.06%	-	26,754.25	0.00%	0.00	27.00	0.00	35.83	-	8.83
A-1B(03) T Off- Peak	0.72	0.34%	2,856.00	-		0.00	21.05	0.00	27.94	-	6.89
E-11(55) Temp.	0.00	0.00%	2.00	8.68		0.00	24.65	0.00	32.71	-	8.06
Sub-Total	122.30	58.00%	794,285	704,726							-
For Peak Load Requirement Upto 20 KW											-
Commercial - A2A (04)	5.10	2.42%	120,691.34	132,383.29		175.00	26.93	175.00	35.74	-	8.81
A-2B(05)	0.96	0.45%	770.00	245.38	0.45%	440.00	24.83	440.00	32.95	-	8.12
A-2C (06) T Peak	1.61	0.76%	-	9,230.06		400.00	26.84	400.00	35.62	-	8.78
A-2C (06) T Off -Peak	7.80	3.70%	4,450.00	66,003.45		400.00	20.89	400.00	27.72	-	6.83
E-1ii(56) TEMP.		0.00%	-	-	#DIV/0!	50.00	36.93	50.00	49.01	-	12.08
Sub-Total	15.47	7.34%	125,911.34	207,862.19							
Industrial					#DIV/0!					-	-
Industrial B-1 (07)	1.10	0.52%	4,654.00	66,293.54			28.41	0.00	37.70	-	9.29
B-1(09) PEAK	0.48	0.23%	-	46,136.38	0.00%		27.01	0.00	35.84	-	8.83
B-1(09) OFF-PEAK	4.84	2.30%	5,692.00	-			21.06	0.00	27.95	-	6.89
B-2A (10)	1.83	0.87%	805.00	72,555.27	0.00%	440.00	23.74	440.00	31.51		7.77
B-2B-(12) T Peak	2.48	1.18%	-	188,219.77		440.00	26.84	440.00	35.62		8.78
B-2B-(12) T Off-Peak	17.00	8.08%	2,654.00	-	#DIV/0!	440.00	20.69	440.00	27.46	-	6.77
B-3 (14) T Peak	0.33	0.16%	-	3,018.42		440.00	26.84	440.00	35.62		8.78
B-3 (14) T Off-Peak	1.80	0.85%	36.00	18,380.31	0.01%	420.00	18.59	420.00	24.67		6.08
B-4 (17) - Peak	0.20	0.09%	-	11,944.46	0.00%	420.00	26.40	420.00	35.04		8.64
B-4 (17) - Off Peak	1.29	0.61%	3.00	-	#DIV/0!	400.00	20.49	400.00	27.19	-	6.70
E-2 (58) Temp	0.10	0.05%	18.00	-	#DIV/0!		24.41	0.00	32.39	-	7.98
Sub-Total	31.46	14.92%	13,917.00	407,048.15							
Single Point Supply for Further Distribution											
C-1A (19)	0.30	0.14%	186.00	2,771.23			29.71	0.00	39.43	-	9.72
C-1B (25)	2.45	1.16%	175.00	18,303.06	0.02%	440.00	26.94	440.00	35.75	-	8.81
C-1C(26)T Peak	0.45	0.21%	20.00	11,620.23	0.00%	440.00	26.84	440.00	35.62	-	8.78
C-1C(26)T Off Peak	2.74	1.30%	155.00	-	#DIV/0!	440.00	20.89	440.00	27.72	-	6.83
C-2A (28)	0.98	0.46%	16.00	-	#DIV/0!	420.00	24.04	420.00	31.90	-	7.86
C-2B (29)T Peak	1.05	0.50%	40.00	7,424.33	0.02%	420.00	26.94	420.00	35.62	-	8.78
C-2B(29)T Off-Peak	5.40	2.56%	13.00	17,579.27		420.00	20.69	420.00	27.46	-	6.77
Sub-Total	13.36	6.34%	605.00	57,698.13							
Agriculture Tubewell - Tariff D											
Agriculture D-1A (41,42,43,44,46)	0.61	0.29%	2,126.59	92,554.53	0.00%		28.54	0.00	37.88	-	9.34
D2 (NOR)	1.24	0.59%	2,877.09	25,140.44	0.01%	200.00	26.85	200.00	35.63	-	8.78
D-1B(T) Peak	2.22	1.06%		51,886.10	0.00%	200.00	20.61	200.00	27.35	-	6.74
D-1B(T) Off-Peak	3.70	1.76%	38.35	-	#DIV/0!	200.00	22.91	200.00	30.40	-	7.49
D-1B(T) Peak (SUB)	0.24	0.11%	523.70	6,522.17		200.00	26.86	200.00	35.65	-	8.79
D-1B(T) Off-Peak	0.16	0.08%	3,704.27	-		200.00	18.41	200.00	24.43	-	6.02
	8.13	3.88%	9,270.00	186,103.24							
Public Lighting - Tariff G											
G(I)	1.45	0.69%	425.00	13,029.28			24.01	0.00	31.86	-	7.85
Housing Colonies - Tariff H											
H(1)	0.10	0.05%	19.00	2,333.84	0.00%		24.01	0.00	31.86	-	7.85
AJK Bulk Supply											
A-3 (66) General Supply	18.54	8.79%	14,383.66	106,026.80	0.02%		22.55	0.00	29.93	-	7.38
Total	210.85	100.00%	958,816.00	1,684,827.19	0.01%					-	-

Sukkur Electric Power Company Ltd.

FORM - 26

SUKKUR ELECTRIC POWR COMPANY LTD.

Existing & Proposed Tariff Statement

FY 2023-24

Description	Feb-24	Sales Mix	No. of Consumers	Sanctioned Load	Load Factor	Determined & Notified Tariff FY 2019-20		Proposed New Tariff FY 2023-24		Difference	
						Fixed Charge	Variable Charge	Fixed Charge	Variable Charge	Fixed Charge	Variable Charge
	(Mk/Wh)	(%age)		(kW)	(%age)	(Rs/kW/M)	(Rs/kWh)	(Rs/kW/M)	(Rs/kWh)	(Rs/kW/M)	(Rs/kWh)
Residential - A1											
Upto - 50	2.68	1.42%	68,102.00	106,026.80	0.00%	75.00	4.00	75.00	4.00	-	-
1-100 GoP Tariff	40.71	21.47%	425,639.00	104,390.56		150.00	17.28		22.93		5.65
101 - 200 GoP Tariff	28.61	15.09%	119,536.00	176,039.97	0.02%	0.00	20.31	0.00	26.95	-	6.64
201 - 300 GoP Tariff	22.45	11.84%	76,084.00	98,175.66		0.00	23.00	0.00	30.52	-	7.52
301 - 700 GoP Tariff	12.80	6.75%	75,586.00	146,374.79	0.01%	0.00	24.61	0.00	32.66	-	8.05
Above -700 GoP	1.94	1.02%	26,480.00	46,954.85	0.00%	0.00	26.99	0.00	35.82	-	8.83
A-1B(03) T Peak	0.12	0.06%	-	26,754.25	0.00%	0.00	27.00	0.00	35.83	-	8.83
A-1B(03) T Off- Peak	0.65	0.34%	2,356.00	-		0.00	21.05	0.00	27.94	-	6.89
E-11(55) Temp.	0.00	0.00%	2.00	8.68		0.00	24.65	0.00	32.71	-	8.06
Sub-Total	**109.97**	58.00%	**794,285**	**704,726**							-
For Peak Load Requirement Upto 20 KW											-
Commercial - A2A (04)	4.59	2.42%	120,691.34	132,383.29		175.00	26.93	175.00	35.74	-	8.81
A-2B(05)	0.86	0.45%	770.00	245.38	0.40%	440.00	24.83	440.00	32.95	-	8.12
A-2C (06) T Peak	1.45	0.76%	-	9,230.06		400.00	26.84	400.00	35.62	-	8.78
A-2C (06) T Off -Peak	7.02	3.70%	4,450.00	66,003.45		400.00	20.89	400.00	27.72	-	6.83
E-1ii(56) TEMP.		0.00%	-	-	#DIV/0!	50.00	36.93	50.00	49.01	-	12.08
Sub-Total	**13.91**	7.34%	**125,911.34**	**207,862.19**							
Industrial					#DIV/0!					-	-
Industrial B-1 (07)	0.99	0.52%	4,654.00	66,293.54			28.41	0.00	37.70	-	9.29
B-1(09) PEAK	0.43	0.23%	-	46,136.38	0.00%		27.01	0.00	35.84	-	8.83
B-1(09) OFF-PEAK	4.35	2.30%	5,692.00	-			21.06	0.00	27.95	-	6.89
B-2A (10)	1.64	0.87%	805.00	72,555.27	0.00%	440.00	23.74	440.00	31.51		7.77
B-2B-(12) T Peak	2.23	1.18%	-	188,219.77		440.00	26.84	440.00	35.62		8.78
B-2B-(12) T Off-Peak	15.29	8.06%	2,654.00	-	#DIV/0!	440.00	20.69	440.00	27.46	-	6.77
B-3 (14) T Peak	0.30	0.16%	-	3,018.42		440.00	26.84	440.00	35.62		8.78
B-3 (14) T Off-Peak	1.62	0.85%	36.00	18,880.31	0.01%	420.00	18.59	420.00	24.67		6.08
B-4 (17) - Peak	0.18	0.09%	-	11,944.46	0.00%	420.00	26.40	420.00	35.04		8.64
B-4 (17) - Off Peak	1.16	0.61%	3.00	-	#DIV/0!	400.00	20.49	400.00	27.19	-	6.70
E-2 (58) Temp	0.09	0.05%	18.00	-	#DIV/0!		24.41	0.00	32.39	-	7.98
Sub-Total	**28.29**	14.92%	**13,917.00**	**407,048.15**							
Single Point Supply for Further Distribution											
C-1A (19)	0.27	0.14%	186.00	2,771.23			29.71	0.00	39.43	-	9.72
C-1B (25)	2.20	1.16%	175.00	18,303.06	0.01%	440.00	26.94	440.00	35.75	-	8.81
C-1C(26)T Peak	0.40	0.21%	20.00	11,620.23	0.00%	440.00	26.84	440.00	35.62	-	8.78
C-1C(26)T Off Peak	2.46	1.30%	155.00	-	#DIV/0!	440.00	20.89	440.00	27.72	-	6.83
C-2A (28)	0.88	0.46%	16.00	-	#DIV/0!	420.00	24.04	420.00	31.90	-	7.86
C-2B (29)T Peak	0.95	0.50%	40.00	7,424.33	0.01%	420.00	26.84	420.00	35.62	-	8.78
C-2B(29)T Off-Peak	4.85	2.56%	13.00	17,579.27		420.00	20.69	420.00	27.46	-	6.77
Sub-Total	**12.02**	6.34%	**605.00**	**57,698.13**							
Agriculture Tubewell - Tariff D											
Agriculture D-1A (41,42,43,44,46)	0.54	0.29%	2,126.59	92,554.53	0.00%		28.54	0.00	37.88	-	9.34
D2 (NOR)	1.12	0.59%	2,877.09	25,140.44	0.01%	200.00	26.85	200.00	35.63	-	8.78
D-1B(T) Peak	2.00	1.06%		61,886.10	0.00%	200.00	20.61	200.00	27.35	-	6.74
D-1B(T) Off-Peak	3.33	1.76%	38.35	-	#DIV/0!	200.00	22.91	200.00	30.40	-	7.49
D-1B(T) Peak (SUB)	0.21	0.11%	523.70	6,522.17		200.00	26.86	200.00	35.65	-	8.79
D-1B(T) Off-Peak	0.15	0.08%	3,704.27	-		200.00	18.41	200.00	24.43	-	6.02
	7.35	3.88%	**9,270.00**	**186,103.24**							
Public Lighting - Tariff G											
G(I)	1.31	0.69%	425.00	13,029.28			24.01	0.00	31.86	-	7.85
Housing Colonies - Tariff H											
H(1)	0.09	0.05%	19.00	2,333.84	0.00%		24.01	0.00	31.86	-	7.85
AJK Bulk Supply											
A-3 (66) General Supply	16.67	8.79%	14,383.66	106,026.80	0.02%		22.55	0.00	29.93	-	7.38
Total	**189.60**	**100.00%**	**958,816.00**	**1,684,827.19**	0.01%					-	-

Sukkur Electric Power Company Ltd.

FORM - 26

SUKKUR ELECTRIC POWR COMPANY LTD.

Existing & Proposed Tariff Statement

FY 2023-24

Description	Mar-24	Sales Mix	No. of Consumers	Sanctioned Load	Load Factor	Determined & Notified Tariff FY 2019-20		Proposed New Tariff FY 2023-24		Difference	
						Fixed Charge	Variable Charge	Fixed Charge	Variable Charge	Fixed Charge	Variable Charge
	(MkWh)	(%age)		(kW)	(%age)	(Rs/kW/M)	(Rs/kWh)	(Rs/kW/M)	(Rs/kWh)	(Rs/kW/M)	(Rs/kWh)
Residential - A1											
Upto - 50	3.00	1.42%	68,102.00	106,026.80	0.00%	75.00	4.00	75.00	4.00	-	-
1-100 GoP Tariff	45.47	21.47%	425,639.00	104,390.56		150.00	17.28		22.93		5.65
101 - 200 GoP Tariff	31.96	15.09%	119,536.00	176,039.97	0.02%	0.00	20.31	0.00	26.95	-	6.64
201 - 300 GoP Tariff	25.07	11.84%	76,084.00	98,175.66		0.00	23.00	0.00	30.52	-	7.52
301 - 700 GoP Tariff	14.30	6.75%	75,585.00	146,374.79	0.01%	0.00	24.61	0.00	32.66	-	8.05
Above -700 GoP	2.17	1.02%	26,480.00	46,954.85	0.01%	0.00	26.99	0.00	35.82	-	8.83
A-1B(03) T Peak	0.14	0.06%	-	26,754.25	0.00%	0.00	27.00	0.00	35.83	-	8.83
A-1B(03) T Off- Peak	0.72	0.34%	2,856.00	-		0.00	21.05	0.00	27.94	-	6.89
E-11(55) Temp.	0.00	0.00%	2.00	8.68		0.00	24.65	0.00	32.71	-	8.06
Sub-Total	122.82	58.00%	794,285	704,726							-
For Peak Load Requirement Upto 20 KW											-
Commercial - A2A (04)	5.13	2.42%	120,691.34	132,383.29		175.00	26.93	175.00	35.74	-	8.81
A-2B(05)	0.96	0.45%	770.00	245.38	0.45%	440.00	24.83	440.00	32.95	-	8.12
A-2C (06) T Peak	1.62	0.76%	-	9,230.06		400.00	26.84	400.00	35.62	-	8.78
A-2C (06) T Off -Peak	7.84	3.70%	4,450.00	66,003.45		400.00	20.89	400.00	27.72	-	6.83
E-1ii(56) TEMP.		0.00%	-	-	#DIV/0!	50.00	36.93	50.00	49.01	-	12.08
Sub-Total	15.54	7.34%	125,911.34	207,862.19							
Industrial					#DIV/0!					-	-
Industrial B-1 (07)	1.11	0.52%	4,654.00	66,293.54			28.41	0.00	37.70	-	9.29
B-1(09) PEAK	0.49	0.23%	-	46,136.38	0.00%		27.01	0.00	35.84	-	8.83
B-1(09) OFF-PEAK	4.86	2.30%	5,692.00	-			21.06	0.00	27.95	-	6.89
B-2A (10)	1.84	0.87%	805.00	72,555.27	0.00%	440.00	23.74	440.00	31.51		7.77
B-2B-(12) T Peak	2.49	1.18%	-	188,219.77		440.00	26.84	440.00	35.62		8.78
B-2B-(12) T Off-Peak	17.07	8.06%	2,654.00	-	#DIV/0!	440.00	20.69	440.00	27.46	-	6.77
B-3 (14) T Peak	0.34	0.16%	-	3,018.42		440.00	26.84	440.00	35.62		8.78
B-3 (14) T Off-Peak	1.81	0.85%	36.00	18,880.31	0.01%	420.00	18.59	420.00	24.67		6.08
B-4 (17) - Peak	0.20	0.09%	-	11,944.46	0.00%	420.00	26.40	420.00	35.04		8.64
B-4 (17) - Off Peak	1.29	0.61%	3.00	-	#DIV/0!	400.00	20.49	400.00	27.19	-	6.70
E-2 (58) Temp	0.10	0.05%	18.00	-	#DIV/0!		24.41	0.00	32.39	-	7.98
Sub-Total	31.60	14.92%	13,917.00	407,048.15							
Single Point Supply for Further Distribution											
C-1A (19)	0.30	0.14%	186.00	2,771.23			29.71	0.00	39.43	-	9.72
C-1B (25)	2.46	1.16%	175.00	18,303.06	0.02%	440.00	26.94	440.00	35.75	-	8.81
C-1C(26)T Peak	0.45	0.21%	20.00	11,620.23	0.00%	440.00	26.84	440.00	35.62	-	8.78
C-1C(26)T Off Peak	2.75	1.30%	155.00	-	#DIV/0!	440.00	20.89	440.00	27.72	-	6.83
C-2A (28)	0.98	0.46%	16.00	-	#DIV/0!	420.00	24.04	420.00	31.90	-	7.86
C-2B (29)T Peak	1.06	0.50%	40.00	7,424.33	0.02%	420.00	26.84	420.00	35.62	-	8.78
C-2B(29)T Off-Peak	5.42	2.56%	13.00	17,579.27		420.00	20.69	420.00	27.46	-	6.77
Sub-Total	13.42	6.34%	605.00	57,698.13							
Agriculture Tubewell - Tariff D											
Agriculture D-1A (41,42,43,44,46)	0.61	0.29%	2,126.59	92,554.53	0.00%		28.54	0.00	37.88	-	9.34
D2 (NOR)	1.25	0.59%	2,877.09	25,140.44	0.01%	200.00	26.85	200.00	35.63	-	8.78
D-1B(T) Peak	2.23	1.06%		61,886.10	0.00%	200.00	20.61	200.00	27.35	-	6.74
D-1B(T) Off-Peak	3.72	1.76%	38.35	-	#DIV/0!	200.00	22.91	200.00	30.40	-	7.49
D-1B(T) Peak (SUB)	0.24	0.11%	523.70	6,522.17		200.00	26.86	200.00	35.65	-	8.79
D-1B(T) Off-Peak	0.16	0.08%	3,704.27	-		200.00	18.41	200.00	24.43	-	6.02
	8.21	3.88%	9,270.00	186,103.24							
Public Lighting - Tariff G											
G(I)	1.46	0.69%	425.00	13,029.28			24.01	0.00	31.86	-	7.85
Housing Colonies - Tariff H											
H(1)	0.10	0.05%	19.00	2,333.84	0.00%		24.01	0.00	31.86	-	7.85
AJK Bulk Supply											
A-3 (66) General Supply	18.62	8.79%	14,383.66	106,026.80	0.02%		22.55	0.00	29.93	-	7.38
Total	211.76	100.00%	958,816.00	1,684,827.19	0.01%					-	-

Sukkur Electric Power Company Ltd.

FORM - 26

SUKKUR ELECTRIC POWR COMPANY LTD.

Existing & Proposed Tariff Statement

FY 2023-24

Description	3rd Qtr	Sales Mix	No. of Consumers	Sanctioned Load	Load Factor	Determined & Notified Tariff FY 2019-20		Proposed New Tariff FY 2023-24		Difference	
						Fixed Charge	Variable Charge	Fixed Charge	Variable Charge	Fixed Charge	Variable Charge
	(MkWh)	(%age)		kW	(%age)	(Rs/kW/M)	(Rs/kWh)	(Rs/kW/M)	(Rs/kWh)	(Rs/kW/M)	(Rs/kWh)
Residential - A1											
Upto - 50	8.66	1.42%	68,102.00	106,026.80	0.01%	75.00	4.00	75.00	4.00	-	-
1-100 GoP Tariff	131.44	21.47%	425,639.00	104,390.56		150.00	17.28		22.93		5.65
101 - 200 GoP Tariff	92.39	15.09%	119,536.00	176,039.97	0.06%	0.00	20.31	0.00	26.95	-	6.64
201 - 300 GoP Tariff	72.49	11.84%	76,084.00	98,175.66		0.00	23.00	0.00	30.52	-	7.52
301 - 700 GoP Tariff	41.34	6.75%	75,586.00	146,374.79	0.03%	0.00	24.61	0.00	32.66	-	8.05
Above -700 GoP	6.27	1.02%	26,480.00	46,954.85	0.02%	0.00	26.99	0.00	35.82	-	8.83
A-1B(03) T Peak	0.40	0.06%	-	26,754.25	0.00%	0.00	27.00	0.00	35.83	-	8.83
A-1B(03) T Off- Peak	2.08	0.34%	2,856.00	-		0.00	21.05	0.00	27.94	-	6.89
E-11(55) Temp.	0.00	0.00%	2.00	8.68		0.00	24.65	0.00	32.71	-	8.06
Sub-Total	**355.08**	**58.00%**	**794,285**	**704,726**							-
For Peak Load Requirement Upto 20 KW											-
Commercial - A2A (04)	14.82	2.42%	120,691.34	132,383.29		175.00	26.93	175.00	35.74	-	8.81
A-2B(05)	2.78	0.45%	770.00	245.38	1.29%	440.00	24.83	440.00	32.95	-	8.12
A-2C (06) T Peak	4.67	0.76%	-	9,230.06		400.00	26.84	400.00	35.62	-	8.78
A-2C (06) T Off -Peak	22.66	3.70%	4,450.00	66,003.45		400.00	20.89	400.00	27.72	-	6.83
E-1ii(56) TEMP.	-	0.00%	-	-	#DIV/0!	50.00	36.93	50.00	49.01	-	12.08
Sub-Total	**44.93**	**7.34%**	**125,911.34**	**207,862.19**							
Industrial					#DIV/0!					-	-
Industrial B-1 (07)	3.20	0.52%	4,654.00	66,293.54			28.41	0.00	37.70	-	9.29
B-1(09) PEAK	1.40	0.23%	-	46,136.38	0.00%		27.01	0.00	35.84	-	8.83
B-1(09) OFF-PEAK	14.06	2.30%	5,692.00	-			21.06	0.00	27.95	-	6.89
B-2A (10)	5.31	0.87%	805.00	72,555.27	0.01%	440.00	23.74	440.00	31.51		7.77
B-2B-(12) T Peak	7.21	1.18%	-	188,219.77		440.00	26.84	440.00	35.62		8.78
B-2B-(12) T Off-Peak	49.36	8.06%	2,654.00	-	#DIV/0!	440.00	20.69	440.00	27.46	-	6.77
B-3 (14) T Peak	0.97	0.16%	-	3,018.42		440.00	26.84	440.00	35.62		8.78
B-3 (14) T Off-Peak	5.23	0.85%	36.00	18,880.31	0.03%	420.00	18.59	420.00	24.67		6.08
B-4 (17) - Peak	0.57	0.09%	-	11,944.46	0.01%	420.00	26.40	420.00	35.04		8.64
B-4 (17) - Off Peak	3.73	0.61%	3.00	-	#DIV/0!	400.00	20.49	400.00	27.19	-	6.70
E-2 (58) Temp	0.29	0.05%	18.00	-	#DIV/0!		24.41	0.00	32.39	-	7.98
Sub-Total	**91.35**	**14.92%**	**13,917.00**	**407,048.15**							
Single Point Supply for Further Distribution											
C-1A (19)	0.87	0.14%	186.00	2,771.23			29.71	0.00	39.43	-	9.72
C-1B (25)	7.10	1.16%	175.00	18,303.06	0.04%	440.00	26.94	440.00	35.75	-	8.81
C-1C(26)T Peak	1.30	0.21%	20.00	11,620.23	0.01%	440.00	26.84	440.00	35.62	-	8.78
C-1C(26)T Off Peak	7.95	1.30%	155.00	-	#DIV/0!	440.00	20.89	440.00	27.72	-	6.83
C-2A (28)	2.85	0.46%	16.00	-	#DIV/0!	420.00	24.04	420.00	31.90	-	7.86
C-2B (29)T Peak	3.06	0.50%	40.00	7,424.33	0.05%	420.00	26.84	420.00	35.62	-	8.78
C-2B(29)T Off-Peak	15.67	2.56%	13.00	17,579.27		420.00	20.69	420.00	27.46	-	6.77
Sub-Total	**38.80**	**6.34%**	**605.00**	**57,698.13**							
Agriculture Tubewell - Tariff D											
Agriculture D-1A (41,42,43,44,46)	1.76	0.29%	2,126.59	92,554.53	0.00%		28.54	0.00	37.88	-	9.34
D2 (NOR)	3.61	0.59%	2,877.09	25,140.44	0.02%	200.00	26.85	200.00	35.63	-	8.78
D-1B(T) Peak	6.46	1.06%		61,886.10	0.01%	200.00	20.61	200.00	27.35	-	6.74
D-1B(T) Off-Peak	10.75	1.76%	38.35	-	#DIV/0!	200.00	22.91	200.00	30.40	-	7.49
D-1B(T) Peak (SUB)	0.69	0.11%	523.70	6,522.17		200.00	26.86	200.00	35.65	-	8.79
D-1B(T) Off-Peak	0.48	0.08%	3,704.27	-		200.00	18.41	200.00	24.43	-	6.02
	23.75	**3.88%**	**9,270.00**	**186,103.24**							
Public Lighting - Tariff G											
G(I)	4.22	0.69%	425.00	13,029.28			24.01	0.00	31.86	-	7.85
Housing Colonies - Tariff H											
H(1)	0.28	0.05%	19.00	2,333.84	0.01%		24.01	0.00	31.86	-	7.85
AJK Bulk Supply											
A-3 (66) General Supply	53.82	8.79%	14,383.66	106,026.80	0.06%		22.55	0.00	29.93	-	7.38
Total	612.23	100.00%	958,816.00	1,684,827.19	0.04%					-	-

Sukkur Electric Power Company Ltd.

FORM - 26

SUKKUR ELECTRIC POWR COMPANY LTD.

Existing & Proposed Tariff Statement

FY 2023-24

Description	Apr-24	Sales Mix	No. of Consumers	Sanctioned Load	Load Factor	Determined & Notified Tariff FY 2019-20		Proposed New Tariff FY 2023-24		Difference	
						Fixed Charge	Variable Charge	Fixed Charge	Variable Charge	Fixed Charge	Variable Charge
	(MkWh)	(%age)		(kW)	(%age)	(Rs/kW/M)	(Rs/kWh)	(Rs/kW/M)	(Rs/kWh)	(Rs/kW/M)	(Rs/kWh)
Residential - A1											
Upto - 50	3.97	1.42%	68,102.00	106,026.80	0.00%	75.00	4.00	75.00	4.00	-	-
1-100 GoP Tariff	60.27	21.47%	425,639.00	104,390.56		150.00	17.28		22.93		5.65
101 - 200 GoP Tariff	42.36	15.09%	119,536.00	176,039.97	0.03%	0.00	20.31	0.00	26.95	-	6.64
201 - 300 GoP Tariff	33.24	11.84%	76,084.00	98,175.66		0.00	23.00	0.00	30.52	-	7.52
301 - 700 GoP Tariff	18.95	6.75%	75,586.00	146,374.79	0.01%	0.00	24.61	0.00	32.66	-	8.05
Above -700 GoP	2.87	1.02%	26,480.00	46,954.85	0.01%	0.00	26.99	0.00	35.82	-	8.83
A-1B(03) T Peak	0.18	0.06%	-	26,754.25	0.00%	0.00	27.00	0.00	35.83	-	8.83
A-1B(03) T Off- Peak	0.96	0.34%	2,856.00	-		0.00	21.05	0.00	27.94	-	6.89
E-11(55) Temp.	0.00	0.00%	2.00	8.68		0.00	24.65	0.00	32.71	-	8.06
Sub-Total	**162.80**	58.00%	**794,285**	**704,726**							-
For Peak Load Requirement Upto 20 KW											-
Commercial - A2A (04)	6.79	2.42%	120,691.34	132,383.29		175.00	26.93	175.00	35.74	-	8.81
A-2B(05)	1.27	0.45%	770.00	245.38	0.59%	440.00	24.83	440.00	32.95	-	8.12
A-2C (06) T Peak	2.14	0.76%	-	9,230.06		400.00	26.84	400.00	35.62	-	8.78
A-2C (06) T Off -Peak	10.39	3.70%	4,450.00	66,003.45		400.00	20.89	400.00	27.72	-	6.83
E-1ii(56) TEMP.		0.00%	-	-	#DIV/0!	50.00	36.93	50.00	49.01	-	12.08
Sub-Total	**20.60**	7.34%	**125,911.34**	**207,862.19**							
Industrial					#DIV/0!					-	-
Industrial B-1 (07)	1.47	0.52%	4,654.00	66,293.54			28.41	0.00	37.70	-	9.29
B-1(09) PEAK	0.64	0.23%	-	46,136.38	0.00%		27.01	0.00	35.84	-	8.83
B-1(09) OFF-PEAK	6.45	2.30%	5,692.00	-			21.06	0.00	27.95	-	6.89
B-2A (10)	2.43	0.87%	805.00	72,555.27	0.00%	440.00	23.74	440.00	31.51		7.77
B-2B-(12) T Peak	3.31	1.18%	-	188,219.77		440.00	26.84	440.00	35.62		8.78
B-2B-(12) T Off-Peak	22.63	8.06%	2,654.00	-	#DIV/0!	440.00	20.69	440.00	27.46	-	6.77
B-3 (14) T Peak	0.45	0.16%	-	3,018.42		440.00	26.84	440.00	35.62		8.78
B-3 (14) T Off-Peak	2.40	0.85%	36.00	18,880.31	0.01%	420.00	18.59	420.00	24.67		6.08
B-4 (17) - Peak	0.26	0.09%	-	11,944.46	0.00%	420.00	26.40	420.00	35.04		8.64
B-4 (17) - Off Peak	1.71	0.61%	3.00	-	#DIV/0!	400.00	20.49	400.00	27.19	-	6.70
E-2 (58) Temp	0.13	0.05%	18.00	-	#DIV/0!		24.41	0.00	32.39	-	7.98
Sub-Total	**41.88**	14.92%	**13,917.00**	**407,048.15**							
Single Point Supply for Further Distribution											
C-1A (19)	0.40	0.14%	186.00	2,771.23			29.71	0.00	39.43	-	9.72
C-1B (25)	3.26	1.16%	175.00	18,303.06	0.02%	440.00	26.94	440.00	35.75	-	8.81
C-1C(26)T Peak	0.60	0.21%	20.00	11,620.23	0.01%	440.00	26.84	440.00	35.62	-	8.78
C-1C(26)T Off Peak	3.65	1.30%	155.00	-	#DIV/0!	440.00	20.89	440.00	27.72	-	6.83
C-2A (28)	1.30	0.46%	16.00	-	#DIV/0!	420.00	24.04	420.00	31.90	-	7.86
C-2B (29)T Peak	1.40	0.50%	40.00	7,424.33	0.02%	420.00	26.84	420.00	35.62	-	8.78
C-2B(29)T Off-Peak	7.18	2.56%	13.00	17,579.27		420.00	20.69	420.00	27.46	-	6.77
Sub-Total	**17.79**	6.34%	**605.00**	**57,698.13**							
Agriculture Tubewell - Tariff D											
Agriculture D-1A (41,42,43,44,46)	0.81	0.29%	2,126.59	92,554.53	0.00%		28.54	0.00	37.88	-	9.34
D2 (NOR)	1.66	0.59%	2,877.09	25,140.44	0.01%	200.00	26.85	200.00	35.63	-	8.78
D-1B(T) Peak	2.96	1.06%		61,886.10	0.01%	200.00	20.61	200.00	27.35	-	6.74
D-1B(T) Off-Peak	4.93	1.76%	38.35	-	#DIV/0!	200.00	22.91	200.00	30.40	-	7.49
D-1B(T) Peak (SUB)	0.32	0.11%	523.70	6,522.17		200.00	26.86	200.00	35.65	-	8.79
D-1B(T) Off-Peak	0.22	0.08%	3,704.27	-		200.00	18.41	200.00	24.43	-	6.02
	10.89	3.88%	**9,270.00**	**186,103.24**							
Public Lighting - Tariff G											
G(I)	1.93	0.69%	425.00	13,029.28			24.01	0.00	31.86	-	7.85
Housing Colonies - Tariff H											
H(1)	0.13	0.05%	19.00	2,333.84	0.01%		24.01	0.00	31.86	-	7.85
AJK Bulk Supply											
A-3 (66) General Supply	24.68	8.79%	14,383.66	106,026.80	0.03%		22.55	0.00	29.93	-	7.38
Total	**280.70**	**100.00%**	**958,816.00**	**1,584,827.19**	0.02%					-	-

Sukkur Electric Power Company Ltd.

FORM - 26

SUKKUR ELECTRIC POWR COMPANY LTD.

Existing & Proposed Tariff Statement

FY 2023-24

Description	May-24	Sales Mix	No. of Consumers	Sanctioned Load	Load Factor	Determined & Notified Tariff FY 2019-20		Proposed New Tariff FY 2023-24		Difference	
						Fixed Charge	Variable Charge	Fixed Charge	Variable Charge	Fixed Charge	Variable Charge
	(MkWh)	(%age)		(kW)	(%age)	(Rs/kW/M)	(Rs/kWh)	(Rs/kW/M)	(Rs/kWh)	(Rs/kW/M)	(Rs/kWh)
Residential - A1											
Upto - 50	5.80	1.42%	68,102.00	106,026.80	0.01%	75.00	4.00	75.00	4.00	-	-
1-100 GoP Tariff	87.96	21.47%	425,639.00	104,390.56		150.00	17.28		22.93		5.65
101 - 200 GoP Tariff	61.83	15.09%	119,536.00	176,039.97	0.04%	0.00	20.31	0.00	26.95	-	6.64
201 - 300 GoP Tariff	48.51	11.84%	76,084.00	98,175.66		0.00	23.00	0.00	30.52	-	7.52
301 - 700 GoP Tariff	27.66	6.75%	75,586.00	146,374.79	0.02%	0.00	24.61	0.00	32.66	-	8.05
Above -700 GoP	4.20	1.02%	26,480.00	46,954.85	0.01%	0.00	26.99	0.00	35.82	-	8.83
A-1B(03) T Peak	0.27	0.06%	-	26,754.25	0.00%	0.00	27.00	0.00	35.83	-	8.83
A-1B(03) T Off- Peak	1.40	0.34%	2,856.00	-		0.00	21.05	0.00	27.94	-	6.89
E-11(55) Temp.	0.00	0.00%	2.00	8.68		0.00	24.65	0.00	32.71	-	8.06
Sub-Total	**237.62**	58.00%	**794,285**	**704,725**							-
For Peak Load Requirement Upto 20 KW											-
Commercial - A2A (04)	9.92	2.42%	120,691.34	132,383.29		175.00	26.93	175.00	35.74	-	8.81
A-2B(05)	1.86	0.45%	770.00	245.38	0.87%	440.00	24.83	440.00	32.95	-	8.12
A-2C (06) T Peak	3.12	0.76%	-	9,230.06		400.00	26.84	400.00	35.62	-	8.78
A-2C (06) T Off -Peak	15.16	3.70%	4,450.00	66,003.45		400.00	20.89	400.00	27.72	-	6.83
E-1ii(56) TEMP.		0.00%	-	-	#DIV/0!	50.00	36.93	50.00	49.01	-	12.08
Sub-Total	**30.06**	7.34%	**125,911.34**	**207,862.19**							
Industrial					#DIV/0!					-	-
Industrial B-1 (07)	2.14	0.52%	4,654.00	66,293.54			28.41	0.00	37.70	-	9.29
B-1(09) PEAK	0.94	0.23%	-	46,136.38	0.00%		27.01	0.00	35.84	-	8.83
B-1(09) OFF-PEAK	9.41	2.30%	5,692.00	-			21.06	0.00	27.95	-	6.89
B-2A (10)	3.55	0.87%	805.00	72,555.27	0.01%	440.00	23.74	440.00	31.51		7.77
B-2B-(12) T Peak	4.83	1.18%	-	188,219.77		440.00	26.84	440.00	35.62		8.78
B-2B-(12) T Off-Peak	33.03	8.06%	2,654.00	-	#DIV/0!	440.00	20.69	440.00	27.46	-	6.77
B-3 (14) T Peak	0.65	0.16%	-	3,018.42		440.00	26.84	440.00	35.62		8.78
B-3 (14) T Off-Peak	3.50	0.85%	36.00	18,880.31	0.02%	420.00	18.59	420.00	24.67		6.08
B-4 (17) - Peak	0.38	0.09%	-	11,944.46	0.00%	420.00	26.40	420.00	35.04		8.64
B-4 (17) - Off Peak	2.50	0.61%	3.00	-	#DIV/0!	400.00	20.49	400.00	27.19	-	6.70
E-2 (58) Temp	0.19	0.05%	18.00	-	#DIV/0!		24.41	0.00	32.39	-	7.98
Sub-Total	**61.13**	14.92%	**13,917.00**	**407,048.15**							
Single Point Supply for Further Distribution											
C-1A (19)	0.58	0.14%	186.00	2,771.23			29.71	0.00	39.43	-	9.72
C-1B (25)	4.75	1.16%	175.00	18,303.06	0.03%	440.00	26.94	440.00	35.75	-	8.81
C-1C(26)T Peak	0.87	0.21%	20.00	11,620.23	0.01%	440.00	26.84	440.00	35.62	-	8.78
C-1C(26)T Off Peak	5.32	1.30%	155.00	-	#DIV/0!	440.00	20.89	440.00	27.72	-	6.83
C-2A (28)	1.90	0.46%	16.00	-	#DIV/0!	420.00	24.04	420.00	31.90	-	7.86
C-2B (29)T Peak	2.05	0.50%	40.00	7,424.33	0.03%	420.00	26.84	420.00	35.62	-	8.78
C-2B(29)T Off-Peak	10.49	2.56%	13.00	17,579.27		420.00	20.69	420.00	27.46	-	6.77
Sub-Total	**25.97**	6.34%	**605.00**	**57,698.13**							
Agriculture Tubewell - Tariff D											
Agriculture D-1A (41,42,43,44,46)	1.18	0.29%	2,126.59	92,554.53	0.00%		28.54	0.00	37.88	-	9.34
D2 (NOR)	2.42	0.59%	2,877.09	25,140.44	0.01%	200.00	26.85	200.00	35.63	-	8.78
D-1B(T) Peak	4.32	1.06%		61,886.10	0.01%	200.00	20.61	200.00	27.35	-	6.74
D-1B(T) Off-Peak	7.20	1.76%	38.35	-	#DIV/0!	200.00	22.91	200.00	30.40	-	7.49
D-1B(T) Peak (SUB)	0.46	0.11%	523.70	6,522.17		200.00	26.86	200.00	35.65	-	8.79
D-1B(T) Off-Peak	0.32	0.08%	3,704.27	-		200.00	18.41	200.00	24.43	-	6.02
	15.89	3.88%	**9,270.00**	**186,103.24**							
Public Lighting - Tariff G											
G(I)	2.82	0.69%	425.00	13,029.28			24.01	0.00	31.86	-	7.85
Housing Colonies - Tariff H											
H(1)	0.19	0.05%	19.00	2,333.84	0.01%		24.01	0.00	31.86	-	7.85
AJK Bulk Supply											
A-3 (66) General Supply	36.02	8.79%	14,383.66	106,026.80	0.04%		22.55	0.00	29.93	-	7.38
Total	**409.70**	**100.00%**	**958,816.00**	**1,684,827.19**	0.03%					-	-

Sukkur Electric Power Company Ltd.

FORM - 26

SUKKUR ELECTRIC POWR COMPANY LTD.

Existing & Proposed Tariff Statement

FY 2023-24

Description	Jun-24	Sales Mix	No. of Consumers	Sanctioned Load	Load Factor %	Determined & Notified Tariff FY 2019-20		Proposed New Tariff FY 2023-24		Difference	
						Fixed Charge	Variable Charge	Fixed Charge	Variable Charge	Fixed Charge	Variable Charge
	(MkWh)	(%age)		(kW)	(%age)	(Rs/kW/M)	(Rs/kWh)	(Rs/kW/M)	(Rs/kWh)	(Rs/kW/M)	(Rs/kWh)
Residential - A1											
Upto - 50	5.11	1.42%	68,102.00	105,025.80	0.01%	75.00	4.00	75.00	4.00	-	-
1-100 GoP Tariff	32.69	21.47%	425,639.00	104,390.56		150.00	17.28		22.93		5.65
101 - 200 GoP Tariff	65.15	15.09%	119,536.00	176,039.97	0.04%	0.00	20.31	0.00	26.95	-	6.64
201 - 300 GoP Tariff	51.12	11.84%	76,084.00	98,175.66		0.00	23.00	0.00	30.52	-	7.52
301 - 700 GoP Tariff	29.15	6.75%	75,586.00	146,374.79	0.02%	0.00	24.61	0.00	32.66	-	8.05
Above -700 GoP	4.42	1.02%	26,480.00	46,954.85	0.01%	0.00	26.99	0.00	35.82	-	8.83
A-1B(03) T Peak	0.28	0.06%	-	26,754.25	0.00%	0.00	27.00	0.00	35.83	-	8.83
A-1B(03) T Off- Peak	1.47	0.34%	2,856.00	-		0.00	21.05	0.00	27.94	-	6.89
E-1(55) Temp.	0.00	0.00%	2.00	8.68		0.00	24.65	0.00	32.71	-	8.06
Sub-Total	250.39	58.03%	794,285	704,726							-
For Peak Load Requirement Upto 20 KW											-
Commercial - A2A (04)	10.45	2.42%	120,691.34	132,383.29		175.00	26.93	175.00	35.74	-	8.81
A-2B(05)	1.96	0.45%	770.00	245.38	0.91%	440.00	24.83	440.00	32.95	-	8.12
A-2C (06) T Peak	3.29	0.76%	-	9,230.06		400.00	26.84	400.00	35.62	-	8.78
A-2C (06) T Off -Peak	15.98	3.70%	4,450.00	66,003.45		400.00	20.89	400.00	27.72	-	6.83
E-1ii(56) TEMP.		0.00%	-	-	#DIV/0!	50.00	36.93	50.00	49.01	-	12.08
Sub-Total	31.68	7.34%	125,911.34	207,862.19							
Industrial					#DIV/0!					-	-
Industrial B-1 (07)	2.26	0.52%	4,654.00	66,293.54			28.41	0.00	37.70	-	9.29
B-1(09) PEAK	0.99	0.23%	-	46,136.38	0.00%		27.01	0.00	35.84	-	8.83
B-1(09) OFF-PEAK	9.91	2.30%	5,692.00	-			21.06	0.00	27.95	-	6.89
B-2A (10)	3.74	0.87%	805.00	72,555.27	0.01%	440.00	23.74	440.00	31.51		7.77
B-2B-(12) T Peak	5.09	1.18%	-	188,219.77		440.00	26.84	440.00	35.62		8.78
B-2B-(12) T Off-Peak	34.81	8.06%	2,654.00	-	#DIV/0!	440.00	20.69	440.00	27.46	-	6.77
B-3 (14) T Peak	0.68	0.16%	-	3,018.42		440.00	26.84	440.00	35.62		8.78
B-3 (14) T Off-Peak	3.59	0.83%	36.00	18,880.31	0.02%	420.00	18.59	420.00	24.67		6.08
B-4 (17) - Peak	0.41	0.09%	-	11,944.46	0.00%	420.00	26.40	420.00	35.04		8.64
B-4 (17) - Off Peak	2.53	0.61%	3.00	-	#DIV/0!	400.00	20.49	400.00	27.19	-	6.70
E-2 (58) Temp	0.20	0.05%	18.00	-	#DIV/0!		24.41	0.00	32.39	-	7.98
Sub-Total	64.41	14.92%	13,917.00	407,048.15							
Single Point Supply for Further Distribution											
C-1A (19)	0.61	0.14%	186.00	2,771.23			29.71	0.00	39.43	-	9.72
C-1B (25)	5.01	1.16%	175.00	18,303.06	0.03%	440.00	26.94	440.00	35.75	-	8.81
C-1C(26)T Peak	0.92	0.21%	20.00	11,620.23	0.01%	440.00	26.84	440.00	35.62	-	8.78
C-1C(26)T Off Peak	5.61	1.30%	155.00	-	#DIV/0!	440.00	20.89	440.00	27.72	-	6.83
C-2A (28)	2.01	0.46%	16.00	-	#DIV/0!	420.00	24.04	420.00	31.90	-	7.86
C-2B (29)T Peak	2.16	0.50%	40.00	7,424.33	0.03%	420.00	26.84	420.00	35.62	-	8.78
C-2B(29)T Off-Peak	11.05	2.56%	13.00	17,579.27		420.00	20.69	420.00	27.46	-	6.77
Sub-Total	27.36	6.34%	605.00	57,698.13							
Agriculture Tubewell - Tariff D											
Agriculture D-1A (41,42,43,44,46)	1.24	0.29%	2,126.59	92,554.53	0.00%		28.54	0.00	37.88	-	9.34
D2 (NOR)	2.55	0.59%	2,877.09	25,140.44	0.01%	200.00	26.85	200.00	35.63	-	8.78
D-1B(T) Peak	4.56	1.06%		61,886.10	0.01%	200.00	20.61	200.00	27.35	-	6.74
D-1B(T) Off-Peak	7.58	1.76%	38.35	-	#DIV/0!	200.00	22.91	200.00	30.40	-	7.49
D-1B(T) Peak (SUB)	0.49	0.11%	523.70	6,522.17		200.00	26.86	200.00	35.65	-	8.79
D-1B(T) Off-Peak	0.34	0.08%	3,704.27	-		200.00	18.41	200.00	24.43	-	6.02
	16.75	3.88%	9,270.00	186,103.24							
Public Lighting - Tariff G											
G(I)	2.97	0.69%	425.00	13,029.28			24.01	0.00	31.86	-	7.85
Housing Colonies - Tariff H											
H(1)	0.20	0.05%	19.00	2,333.84	0.01%		24.01	0.00	31.86	-	7.85
AJK Bulk Supply											
A-3 (66) General Supply	37.95	8.79%	14,383.66	106,026.80	0.04%		22.55	0.00	29.93	-	7.38
Total	431.72	100.00%	958,816.00	1,684,827.19	0.03%					-	-

Sukkur Electric Power Company Ltd.

FORM - 26

SUKKUR ELECTRIC POWR COMPANY LTD.

Existing & Proposed Tariff Statement

FY 2023-24

Description	4th Qtr	Sales Mix	No. of Consumers	Sanctioned Load	Load Factor	Determined & Notified Tariff FY 2019-20		Proposed New Tariff FY 2023-24		Difference	
						Fixed Charge	Variable Charge	Fixed Charge	Variable Charge	Fixed Charge	Variable Charge
	(MkWh)	(%age)		(kW)	(%age)	(Rs/kW/M)	(Rs/kWh)	(Rs/kW/M)	(Rs/kWh)	(Rs/kW/M)	(Rs/kWh)
Residential - A1											
Upto - 50	15.88	1.42%	68,102.00	106,026.80	0.02%	75.00	4.00	75.00	4.00	-	-
1-100 GoP Tariff	240.92	21.47%	425,639.00	104,390.56		150.00	17.28		22.93		5.65
101 - 200 GoP Tariff	169.34	15.09%	119,536.00	176,039.97	0.11%	0.00	20.31	0.00	26.95	-	6.64
201 - 300 GoP Tariff	132.87	11.84%	76,084.00	98,175.66		0.00	23.00	0.00	30.52	-	7.52
301 - 700 GoP Tariff	75.76	6.75%	75,586.00	146,374.79	0.06%	0.00	24.61	0.00	32.66	-	8.05
Above -700 GoP	11.49	1.02%	26,480.00	46,954.85	0.03%	0.00	26.99	0.00	35.82	-	8.83
A-1B(03) T Peak	0.73	0.06%	-	26,754.25	0.00%	0.00	27.00	0.00	35.83	-	8.83
A-1B(03) T Off- Peak	3.82	0.34%	2,856.00	-		0.00	21.05	0.00	27.94	-	6.89
E-11(55) Temp.	0.00	0.00%	2.00	8.68		0.00	24.65	0.00	32.71	-	8.06
Sub-Total	650.81	58.00%	794,285	704,726							-
For Peak Load Requirement Upto 20 KW											-
Commercial - A2A (04)	27.16	2.42%	120,691.34	132,383.29		175.00	26.93	175.00	35.74	-	8.81
A-2B(05)	5.09	0.45%	770.00	245.38	2.37%	440.00	24.83	440.00	32.95	-	8.12
A-2C (06) T Peak	8.56	0.76%	-	9,230.06		400.00	26.84	400.00	35.62	-	8.78
A-2C (06) T Off -Peak	41.53	3.70%	4,450.00	66,003.45		400.00	20.89	400.00	27.72	-	6.83
E-1ii(56) TEMP.	-	0.00%	-	-	#DIV/0!	50.00	36.93	50.00	49.01	-	12.08
Sub-Total	82.34	7.34%	125,911.34	207,862.19							
Industrial					#DIV/0!					-	-
Industrial B-1 (07)	5.87	0.52%	4,654.00	66,293.54			28.41	0.00	37.70	-	9.29
B-1(09) PEAK	2.57	0.23%	-	46,136.38	0.01%		27.01	0.00	35.84	-	8.83
B-1(09) OFF-PEAK	25.77	2.30%	5,692.00	-			21.06	0.00	27.95	-	6.89
B-2A (10)	9.72	0.87%	805.00	72,555.27	0.02%	440.00	23.74	440.00	31.51		7.77
B-2B-(12) T Peak	13.22	1.18%	-	188,219.77		440.00	26.84	440.00	35.62		8.78
B-2B-(12) T Off-Peak	90.48	8.06%	2,654.00	-	#DIV/0!	440.00	20.69	440.00	27.46	-	6.77
B-3 (14) T Peak	1.78	0.16%	-	3,018.42		440.00	26.84	440.00	35.62		8.78
B-3 (14) T Off-Peak	9.59	0.85%	36.00	18,880.31	0.06%	420.00	18.59	420.00	24.67		6.08
B-4 (17) - Peak	1.05	0.09%	-	11,944.46	0.01%	420.00	26.40	420.00	35.04		8.64
B-4 (17) - Off Peak	6.84	0.61%	3.00	-	#DIV/0!	400.00	20.49	400.00	27.19	-	6.70
E-2 (58) Temp	0.53	0.05%	18.00	-	#DIV/0!		24.41	0.00	32.39	-	7.98
Sub-Total	167.42	14.92%	13,917.00	407,048.15							
Single Point Supply for Further Distribution											
C-1A (19)	1.60	0.14%	186.00	2,771.23			29.71	0.00	39.43	-	9.72
C-1B (25)	13.02	1.16%	175.00	18,303.06	0.08%	440.00	26.94	440.00	35.75	-	8.81
C-1C(26)T Peak	2.39	0.21%	20.00	11,620.23	0.02%	440.00	26.84	440.00	35.62	-	8.78
C-1C(26)T Off Peak	14.57	1.30%	155.00	-	#DIV/0!	440.00	20.89	440.00	27.72	-	6.83
C-2A (28)	5.22	0.46%	16.00	-	#DIV/0!	420.00	24.04	420.00	31.90	-	7.86
C-2B (29)T Peak	5.61	0.50%	40.00	7,424.33	0.09%	420.00	26.84	420.00	35.62	-	8.78
C-2B(29)T Off-Peak	28.72	2.56%	13.00	17,579.27		420.00	20.69	420.00	27.46	-	6.77
Sub-Total	71.12	6.34%	605.00	57,698.13							
Agriculture Tubewell - Tariff D											
Agriculture D-1A (41,42,43,44,46)	3.22	0.29%	2,126.59	92,554.53	0.00%		28.54	0.00	37.88	-	9.34
D2 (NOR)	6.62	0.59%	2,877.09	25,140.44	0.03%	200.00	26.85	200.00	35.63	-	8.78
D-1B(T) Peak	11.84	1.06%		61,886.10	0.02%	200.00	20.61	200.00	27.35	-	6.74
D-1B(T) Off-Peak	19.71	1.76%	38.35	-	#DIV/0!	200.00	22.91	200.00	30.40	-	7.49
D-1B(T) Peak (SUB)	1.26	0.11%	523.70	6,522.17		200.00	26.86	200.00	35.65	-	8.79
D-1B(T) Off-Peak	0.87	0.08%	3,704.27	-		200.00	18.41	200.00	24.43	-	6.02
	43.53	3.88%	9,270.00	186,103.24							
Public Lighting - Tariff G											
G(I)	7.73	0.69%	425.00	13,029.28			24.01	0.00	31.86	-	7.85
Housing Colonies - Tariff H											
H(1)	0.52	0.05%	19.00	2,333.84	0.03%		24.01	0.00	31.86	-	7.85
AJK Bulk Supply											
A-3 (66) General Supply	98.65	8.79%	14,383.66	106,026.80	0.11%		22.55	0.00	29.93	-	7.38
Total	1,122.11	100.00%	958,816.00	1,684,827.19	0.08%					-	-

Sukkur Electric Power Company Ltd.

FORM - 26

SUKKUR ELECTRIC POWR COMPANY LTD.

Existing & Proposed Tariff Statement

FY 2023-24

Description	Unit Sale FY 2023-24	Sales Mix	No. of Consumers	Sanctioned Load	Load Factor	Determined & Notified T.T. Tariff FY 2019-20		Proposed New Tariff FY 2023-24		Difference	
						Fixed Charge	Variable Charge	Fixed Charge	Variable Charge	Fixed Charge	Variable Charge
	(MkWh)	(%age)		(kW)	(%age)	(Rs/kW/M)	(Rs/kWh)	(Rs/kW/M)	(Rs/kWh)	(Rs/kW/M)	(Rs/kWh)
Residential - A1											
Upto - 50	52.67	1.42%	68,102.00	106,026.90	0.06%	75.00	4.00	75.00	4.00	-	-
1-100 GoP Tariff	798.96	21.47%	425,639.00	104,390.56		150.00	17.28		22.93		5.65
101 - 200 GoP Tariff	561.59	15.09%	119,536.00	176,039.97	0.36%	0.00	20.31	0.00	26.95	-	6.64
201 - 300 GoP Tariff	440.64	11.84%	76,084.00	98,175.66		0.00	23.00	0.00	30.52	-	7.52
301 - 700 GoP Tariff	251.26	6.75%	75,586.00	146,374.79	0.20%	0.00	24.61	0.00	32.66	-	8.05
Above -700 GoP	38.11	1.02%	26,480.00	46,954.85	0.09%	0.00	26.99	0.00	35.82	-	8.83
A-1B(03) T Peak	2.41	0.06%	-	26,754.25	0.01%	0.00	27.00	0.00	35.83	-	8.83
A-1B(03) T Off- Peak	12.67	0.34%	2,856.00	-		0.00	21.05	0.00	27.94	-	6.89
E-11(55) Temp.	0.01	0.00%	2.00	8.68		0.00	24.65	0.00	32.71	-	8.06
Sub-Total	**2,158.31**	**58.00%**	**794,285**	**704,726**							-
For Peak Load Requirement Upto 20 KW											-
Commercial - A2A (04)	90.08	2.42%	120,691.34	132,383.29		175.00	26.93	175.00	35.74	-	8.81
A-2B(05)	16.89	0.45%	770.00	245.38	7.86%	440.00	24.83	440.00	32.95	-	8.12
A-2C (06) T Peak	28.38	0.76%	-	9,230.06		400.00	26.84	400.00	35.62	-	8.78
A-2C (06) T Off -Peak	137.72	3.70%	4,450.00	66,003.45		400.00	20.89	400.00	27.72	-	6.83
E-1ii(56) TEMP.		0.00%	-	-	#DIV/0!	50.00	36.93	50.00	49.01	-	12.08
Sub-Total	**273.08**	**7.34%**	**125,911.34**	**207,862.19**							
Industrial					#DIV/0!					-	-
Industrial B-1 (07)	19.47	0.52%	4,654.00	66,293.54			28.41	0.00	37.70	-	9.29
B-1(09) PEAK	8.54	0.23%	-	46,136.38	0.02%		27.01	0.00	35.84	-	8.83
B-1(09) OFF-PEAK	85.46	2.30%	5,692.00	-			21.06	0.00	27.95	-	6.89
B-2A (10)	32.25	0.87%	805.00	72,555.27	0.05%	440.00	23.74	440.00	31.51		7.77
B-2B-(12) T Peak	43.84	1.18%	-	188,219.77		440.00	26.84	440.00	35.62		8.78
B-2B-(12) T Off-Peak	300.05	8.06%	2,654.00	-	#DIV/0!	440.00	20.69	440.00	27.46	-	6.77
B-3 (14) T Peak	5.90	0.16%	-	3,018.42		440.00	26.84	440.00	35.62		8.78
B-3 (14) T Off-Peak	31.80	0.85%	36.00	18,880.31	0.19%	420.00	18.59	420.00	24.67		6.08
B-4 (17) - Peak	3.49	0.09%	-	11,944.46	0.03%	420.00	26.40	420.00	35.04		8.64
B-4 (17) - Off Peak	22.68	0.61%	3.00	-	#DIV/0!	400.00	20.49	400.00	27.19	-	6.70
E-2 (58) Temp	1.75	0.05%	18.00	-	#DIV/0!		24.41	0.00	32.39	-	7.98
Sub-Total	**555.23**	**14.92%**	**13,917.00**	**407,048.15**							
Single Point Supply for Further Distribution											
C-1A (19)	5.29	0.14%	186.00	2,771.23			29.71	0.00	39.43	-	9.72
C-1B (25)	43.17	1.16%	175.00	18,303.06	0.27%	440.00	26.94	440.00	35.75	-	8.81
C-1C(26)T Peak	7.92	0.21%	20.00	11,620.23	0.08%	440.00	26.84	440.00	35.62	-	8.78
C-1C(26)T Off Peak	48.33	1.30%	155.00	-	#DIV/0!	440.00	20.89	440.00	27.72	-	6.83
C-2A (28)	17.30	0.46%	16.00	-	#DIV/0!	420.00	24.04	420.00	31.90	-	7.86
C-2B (29)T Peak	18.60	0.50%	40.00	7,424.33	0.29%	420.00	26.84	420.00	35.62	-	8.78
C-2B(29)T Off-Peak	95.25	2.56%	13.00	17,579.27		420.00	20.69	420.00	27.46	-	6.77
Sub-Total	**235.86**	**6.34%**	**605.00**	**57,698.13**							
Agriculture Tubewell - Tariff D											
Agriculture D-1A (41,42,43,44,46)	10.69	0.29%	2,126.59	92,554.53	0.01%		28.54	0.00	37.88	-	9.34
D2 (NOR)	21.95	0.59%	2,877.09	25,140.44	0.10%	200.00	26.85	200.00	35.63	-	8.78
D-1B(T) Peak	39.26	1.06%		61,886.10	0.07%	200.00	20.61	200.00	27.35	-	6.74
D-1B(T) Off-Peak	65.36	1.76%	38.35	-	#DIV/0!	200.00	22.91	200.00	30.40	-	7.49
D-1B(T) Peak (SUB)	4.19	0.11%	523.70	6,522.17		200.00	26.86	200.00	35.65	-	8.79
D-1B(T) Off-Peak	2.89	0.08%	3,704.27	-		200.00	18.41	200.00	24.43	-	6.02
	144.35	**3.88%**	**9,270.00**	**186,103.24**							
Public Lighting - Tariff G											
G(I)	25.63	0.69%	425.00	13,029.28			24.01	0.00	31.86	-	7.85
Housing Colonies - Tariff H											
H(1)	1.71	0.05%	19.00	2,333.84	0.08%		24.01	0.00	31.86	-	7.85
AJK Bulk Supply											
A-3 (66) General Supply	327.16	8.79%	14,383.66	106,026.80	0.35%		22.55	0.00	29.93	-	7.38
Total	**3,721.32**	**100.00%**	**958,816.00**	**1,684,827.19**	0.25%					-	-

Sukkur Electric Power Company Ltd.

FORM - 27 (b)

SUKKUR ELECTRIC POWR COMPANY LTD.

Revenue & Subsidy Statement

FY 2020-21 (Jul)

Description	Jul-20	Sales Mix	No. of Consumers	Sanctioned Load	Load Factor	Determined & Notified Tariff FY 2019-20		GoP Notified Tariff FY 2019-20		Subsidy	
						Fixed Charge	Variable Charge	Fixed Charge	Variable Charge	Fixed Charge	Variable Charge
	(MkWh)	(%age)		(kW)	(%age)	(Rs/kW/M)	(Rs/kWh)	(Rs/kW/M)	(Rs/kWh)	(Rs/kW/M)	(Rs/kWh)
Residential - A1											
Upto - 50	4.11	1.42%	68,102.00	106,026.80	0.00%	75.00	4.00	75.00	3.95	0.00	0.05
1-100 GoP Tariff	62.41	21.47%	285,639.00	104,390.56		150.00	17.28	150.00	7.74		9.54
101 - 200 GoP Tariff	43.87	15.09%	119,536.00	176,039.97	0.03%	0.00	20.31		10.06	-	10.25
201 - 300 GoP Tariff	34.42	11.84%	76,084.00	98,175.66		0.00	23.00		12.15	-	10.85
301 - 700 GoP Tariff	19.63	6.75%	75,586.00	146,374.79	0.02%	0.00	24.61		19.55	-	5.06
Above -700 GoP	2.98	1.02%	26,480.00	46,954.85	0.01%	0.00	26.99		22.65	-	4.34
A-1B(03) T Peak	0.19	0.06%	-	26,754.25	0.00%	0.00	27.00		22.65	-	4.35
A-1B(03) T Off- Peak	0.99	0.34%	2,856.00	-		0.00	21.05		16.33	-	4.72
E-11(55) Temp.	0.00	0.00%	2.00	8.68		0.00	24.65		22.79	-	1.86
Sub-Total	**168.59**	58.00%	**654,285**	**704,726**						-	0.00
For Peak Load Requirement Upto 20 KW											
Commercial - A2A (04)	7.04	2.42%	120,691.34	132,383.29		175.00	26.93	175.00	19.95		6.98
A-2B(05)	1.32	0.45%	770.00	245.38	0.61%	440.00	24.83	440.00	21.63		3.20
A-2C (06) T Peak	2.22	0.76%	-	9,230.06		400.00	26.84	400.00	23.55		3.29
A-2C (06) T Off -Peak	10.76	3.70%	4,450.00	66,003.45		400.00	20.89	400.00	17.58	-	3.31
E-1ii(56) TEMP.		0.00%	-	-	#DIV/0!	50.00	36.93	50.00	20.34	-	16.59
Sub-Total	**21.33**	7.34%	**125,911.34**	**207,862.19**							
Industrial					#DIV/0!						
Industrial B-1 (07)	1.52	0.52%	4,654.00	66,293.54		0.00	28.41		17.23	-	11.18
B-1(09) PEAK	0.67	0.23%	-	46,136.38	0.00%	0.00	27.01		20.79		6.22
B-1(09) OFF-PEAK	6.68	2.30%	5,692.00	-		0.00	21.06		15.23		5.83
B-2A (10)	2.52	0.87%	805.00	72,555.27	0.00%	440.00	23.74	440.00	16.73	-	7.01
B-2B-(12) T Peak	3.42	1.18%	-	188,219.77		440.00	26.84	440.00	20.73		6.11
B-2B-(12) T Off-Peak	23.44	8.06%	2,654.00	-	#DIV/0!	440.00	20.69	440.00	15.02		5.67
B-3 (14) T Peak	0.46	0.16%	-	3,018.42		440.00	26.84	380.00	20.73		6.11
B-3 (14) T Off-Peak	2.48	0.85%	36.00	18,880.31	0.02%	420.00	18.59	420.00	14.93	-	3.66
B-4 (17) - Peak	0.27	0.09%	-	11,944.46	0.00%	420.00	26.40	420.00	20.73	-	5.67
B-4 (17) - Off Peak	1.77	0.61%	3.00	-	#DIV/0!	400.00	20.49	400.00	14.83	-	5.66
E-2 (58) Temp	0.14	0.05%	18.00	-	#DIV/0!	0.00	24.41		18.31	-	6.10
Sub-Total	**43.37**	14.92%	**13,917.00**	**407,048.15**							
Single Point Supply for Further Distribution											
C-1A (19)	0.41	0.14%	186.00	2,771.23		0.00	29.71		20.63	-	9.08
C-1B (25)	3.37	1.16%	175.00	18,303.06	0.02%	440.00	26.94	440.00	20.13	0.00	6.81
C-1C(26)T Peak	0.62	0.21%	20.00	11,620.23	0.01%	440.00	26.84	440.00	23.55		3.29
C-1C(26)T Off Peak	3.78	1.30%	155.00	-	#DIV/0!	440.00	20.89	440.00	16.95		3.94
C-2A (28)	1.35	0.46%	16.00	-	#DIV/0!	420.00	24.04	420.00	19.93	-	4.11
C-2B (29)T Peak	1.45	0.50%	40.00	7,424.33	0.02%	420.00	26.84	420.00	23.55	-	3.29
C-2B(29)T Off-Peak	7.44	2.56%	13.00	17,579.27		420.00	20.69	420.00	16.75	-	3.94
Sub-Total	**18.42**	6.34%	**605.00**	**57,698.13**							
Agriculture Tubewell - Tariff D											
Agriculture D-1A (41,42,43,44,46)	0.84	0.29%	2,126.59	92,554.53	0.00%	0.00	28.54		17.63	-	10.91
D2 (NOR)	1.71	0.59%	2,877.09	25,140.44	0.01%	200.00	26.85	200.00	20.55	-	6.30
D-1B(T) Peak	3.07	1.06%		61,886.10	0.01%	200.00	20.61	200.00	13.30	-	7.31
D-1B(T) Off-Peak	5.11	1.76%	38.35	-	#DIV/0!	200.00	22.91	200.00	5.35	-	17.56
D-1B(T) Peak (SUB)	0.33	0.11%	523.70	6,522.17		200.00	26.86	200.00	7.30	-	19.56
D-1B(T) Off-Peak	0.23	0.08%	3,704.27	-		200.00	18.41	200.00	7.30	-	11.11
	11.28	3.88%	**9,270.00**	**186,103.24**							
Public Lighting - Tariff G											
G(I)	2.00	0.69%	425.00	13,029.28		0.00	24.01		20.63	0.00	3.38
Housing Colonies - Tariff H										0.00	
H(1)	0.13	0.05%	19.00	2,333.84	0.01%	0.00	24.01		20.63	-	3.38
AJK Bulk Supply											
A-3 (66) General Supply	25.56	8.79%	14,383.66	106,026.80	0.03%	0.00	22.55		19.51	-	3.04
Total	**290.69**	**100.00%**	**818,816.00**	**1,684,827.19**	0.02%						

Sukkur Electric Power Company Ltd.

FORM - 27 (b)

SUKKUR ELECTRIC POWR COMPANY LTD.

Revenue & Subsidy Statement

FY 2020-21 (Aug)

Description	Aug-20	Sales Mix	No. of Consumers	Sanctioned Load	Load Factor	Determined & Notified Tariff FY 2019-20		GoP Notified Tariff FY 2019-20		Subsidy	
						Fixed Charge	Variable Charge	Fixed Charge	Variable Charge	Fixed Charge	Variable Charge
	(MkWh)	(%age)		(kW)	(%age)	(Rs/kW/M)	(Rs/kWh)	(Rs/kW/M)	(Rs/kWh)	(Rs/kW/M)	(Rs/kWh)
Residential - A1											
Upto - 50	4.54	1.42%	68,102.00	108,026.80	0.00%	75.00	4.00	75.00	3.95	0.00	0.05
1-100 GoP Tariff	68.89	21.47%	285,639.00	104,390.56		150.00	17.28	150.00	7.74		9.54
101 - 200 GoP Tariff	48.42	15.09%	119,536.00	176,039.97	0.03%	0.00	20.31		10.06	-	10.25
201 - 300 GoP Tariff	37.99	11.84%	76,084.00	98,175.66		0.00	23.00		12.15	-	10.95
301 - 700 GoP Tariff	21.66	6.75%	75,586.00	145,374.79	0.02%	0.00	24.61		19.55	-	5.06
Above -700 GoP	3.29	1.02%	26,480.00	46,954.85	0.01%	0.00	26.99		22.65	-	4.34
A-1B(03) T Peak	0.21	0.06%	-	26,754.25	0.00%	0.00	27.00		22.65	-	4.35
A-1B(03) T Off- Peak	1.09	0.34%	2,856.00	-		0.00	21.05		16.33	-	4.72
E-11(55) Temp.	0.00	0.00%	2.00	8.68		0.00	24.65		22.79	-	1.86
Sub-Total	186.10	58.00%	654,285	704,726						-	0.00
For Peak Load Requirement Upto 20 KW											
Commercial - A2A (04)	7.77	2.42%	120,691.34	132,383.29		175.00	26.93	175.00	19.95		6.98
A-2B(05)	1.46	0.45%	770.00	245.38	0.68%	440.00	24.83	440.00	21.63		3.20
A-2C (06) T Peak	2.45	0.76%	-	9,230.06		400.00	26.84	400.00	23.55		3.29
A-2C (06) T Off -Peak	11.87	3.70%	4,450.00	66,003.45		400.00	20.89	400.00	17.58	-	3.31
E-1ii(56) TEMP.		0.00%	-	-	#DIV/0!	50.00	36.93	50.00	20.34	-	16.59
Sub-Total	23.55	7.34%	125,911.34	207,862.19							
Industrial					#DIV/0!						
Industrial B-1 (07)	1.68	0.52%	4,654.00	66,293.54		0.00	28.41		17.23	-	11.18
B-1(09) PEAK	0.74	0.23%	-	46,136.38	0.00%	0.00	27.01		20.79		6.22
B-1(09) OFF-PEAK	7.37	2.30%	5,692.00	-		0.00	21.06		15.23		5.83
B-2A (10)	2.78	0.87%	805.00	72,555.27	0.00%	440.00	23.74	440.00	16.73	-	7.01
B-2B-(12) T Peak	3.78	1.18%	-	188,219.77		440.00	26.84	440.00	20.73		6.11
B-2B-(12) T Off-Peak	25.87	8.08%	2,654.00	-	#DIV/0!	440.00	20.69	440.00	15.02		5.67
B-3 (14) T Peak	0.51	0.16%	-	3,018.42		440.00	26.84	380.00	20.73		6.11
B-3 (14) T Off-Peak	2.74	0.85%	36.00	18,880.31	0.02%	420.00	18.59	420.00	14.93	-	3.66
B-4 (17) - Peak	0.30	0.09%	-	11,944.46	0.00%	420.00	26.40	420.00	20.73	-	5.67
B-4 (17) - Off Peak	1.96	0.61%	3.00	-	#DIV/0!	400.00	20.49	400.00	14.83	-	5.66
E-2 (58) Temp	0.15	0.05%	18.00	-	#DIV/0!	0.00	24.41		18.31	-	6.10
Sub-Total	47.87	14.92%	13,917.00	407,048.15							
Single Point Supply for Further Distribution											
C-1A (19)	0.46	0.14%	186.00	2,771.23		0.00	29.71		20.63	-	9.08
C-1B (25)	3.72	1.16%	175.00	18,303.06	0.02%	440.00	26.94	440.00	20.13	0.00	6.81
C-1C(26)T Peak	0.68	0.21%	20.00	11,620.23	0.01%	440.00	26.84	440.00	23.55		3.29
C-1C(26)T Off Peak	4.17	1.30%	155.00	-	#DIV/0!	440.00	20.89	440.00	16.95		3.94
C-2A (28)	1.49	0.46%	16.00	-	#DIV/0!	420.00	24.04	420.00	19.93	-	4.11
C-2B (29)T Peak	1.60	0.50%	40.00	7,424.33	0.02%	420.00	26.84	420.00	23.55	-	3.29
C-2B(29)T Off-Peak	8.21	2.56%	13.00	17,579.27		420.00	20.69	420.00	16.75	-	3.94
Sub-Total	20.34	6.34%	605.00	57,698.13							
Agriculture Tubewell - Tariff D											
Agriculture D-1A (41,42,43,44,46)	0.92	0.29%	2,126.59	92,554.53	0.00%	0.00	28.54		17.63	-	10.91
D2 (NOR)	1.89	0.59%	2,877.09	25,140.44	0.01%	200.00	26.85	200.00	20.55	-	6.30
D-1B(T) Peak	3.39	1.06%		61,886.10	0.01%	200.00	20.61	200.00	13.30	-	7.31
D-1B(T) Off-Peak	5.64	1.76%	38.35	-	#DIV/0!	200.00	22.91	200.00	5.35	-	17.56
D-1B(T) Peak (SUB)	0.36	0.11%	523.70	6,522.17		200.00	26.86	200.00	7.30	-	19.56
D-1B(T) Off-Peak	0.25	0.08%	3,704.27	-		200.00	18.41	200.00	7.30	-	11.11
	12.45	3.88%	9,270.00	186,103.24							
Public Lighting - Tariff G											
G(I)	2.21	0.69%	425.00	13,029.28		0.00	24.01		20.63	0.00	3.38
Housing Colonies - Tariff H										0.00	
H(I)	0.15	0.05%	19.00	2,333.84	0.01%	0.00	24.01		20.63	-	3.38
AJK Bulk Supply											
A-3 (66) General Supply	28.21	8.79%	14,383.66	106,026.80	0.03%	0.00	22.55		19.51	-	3.04
Total	320.87	100.00%	818,816.00	1,684,327.19	0.02%						

Sukkur Electric Power Company Ltd.

FORM - 27 (b)

SUKKUR ELECTRIC POWR COMPANY LTD.

Revenue & Subsidy Statement

FY 2020-21 (Sep)

Description	Sep-20	Sales Mix	No. of Consumers	Sanctioned Load	Load Factor	Determined & Notified Tariff FY 2019-20		GoP Notified Tariff FY 2019-20		Subsidy	
						Fixed Charge	Variable Charge	Fixed Charge	Variable Charge	Fixed Charge	Variable Charge
	(MkWh)	(%age)		(kW)	(%age)	(Rs/kW/M)	(Rs/kWh)	(Rs/kW/M)	(Rs/kWh)	(Rs/kW/M)	(Rs/kWh)
Residential - A1											
Upto - 50	4.05	1.42%	68,102.00	106,026.80	0.00%	75.00	4.00	75.00	3.95	0.00	0.05
1-100 GoP Tariff	61.49	21.47%	285,639.00	104,390.56		150.00	17.28	150.00	7.74		9.54
101 - 200 GoP Tariff	43.22	15.09%	119,536.00	176,039.97	0.03%	0.00	20.31		10.06	-	10.25
201 - 300 GoP Tariff	33.91	11.84%	76,084.00	98,175.66		0.00	23.00		12.15	-	10.85
301 - 700 GoP Tariff	19.34	6.75%	75,586.00	146,374.79	0.02%	0.00	24.61		19.55	-	5.06
Above -700 GoP	2.93	1.02%	26,480.00	46,954.85	0.01%	0.00	26.99		22.65	-	4.34
A-1B(03) T Peak	0.19	0.06%	-	26,754.25	0.00%	0.00	27.00		22.65	-	4.35
A-1B(03) T Off- Peak	0.98	0.34%	2,856.00	-		0.00	21.05		16.33	-	4.72
E-11(55) Temp.	0.00	0.00%	2.00	8.68		0.00	24.65		22.79	-	1.86
Sub-Total	**166.10**	58.00%	**654,285**	**704,726**						-	0.00
For Peak Load Requirement Upto 20 KW											
Commercial - A2A (04)	6.93	2.42%	120,691.34	132,383.29		175.00	26.93	175.00	19.95		6.98
A-2B(05)	1.30	0.45%	770.00	245.38	0.60%	440.00	24.83	440.00	21.63		3.20
A-2C (06) T Peak	2.18	0.76%	-	9,230.06		400.00	26.84	400.00	23.55		3.29
A-2C (06) T Off -Peak	10.60	3.70%	4,450.00	66,003.45		400.00	20.89	400.00	17.58	-	3.31
E-1ii(56) TEMP.		0.00%	-	-	#DIV/0!	50.00	36.93	50.00	20.34	-	16.59
Sub-Total	**21.02**	7.34%	**125,911.34**	**207,862.19**							
Industrial					#DIV/0!						
Industrial B-1 (07)	1.50	0.52%	4,654.00	66,293.54		0.00	28.41		17.23	-	11.18
B-1(09) PEAK	0.66	0.23%	-	46,136.38	0.00%	0.00	27.01		20.79		6.22
B-1(09) OFF-PEAK	6.58	2.30%	5,692.00	-		0.00	21.06		15.23		5.83
B-2A (10)	2.48	0.87%	805.00	72,555.27	0.00%	440.00	23.74	440.00	16.73	-	7.01
B-2B-(12) T Peak	3.37	1.18%	-	188,219.77		440.00	26.84	440.00	20.73		6.11
B-2B-(12) T Off-Peak	23.09	8.06%	2,654.00	-	#DIV/0!	440.00	20.69	440.00	15.02		5.67
B-3 (14) T Peak	0.45	0.16%	-	3,018.42		440.00	26.84	380.00	20.73		6.11
B-3 (14) T Off-Peak	2.45	0.85%	36.00	18,880.31	0.01%	420.00	18.59	420.00	14.93	-	3.66
B-4 (17) - Peak	0.27	0.09%	-	11,944.46	0.00%	420.00	26.40	420.00	20.73	-	5.67
B-4 (17) - Off Peak	1.75	0.61%	3.00	-	#DIV/0!	400.00	20.49	400.00	14.83	-	5.66
E-2 (58) Temp	0.13	0.05%	18.00	-	#DIV/0!	0.00	24.41		18.31	-	6.10
Sub-Total	**42.73**	14.92%	**13,917.00**	**407,048.15**							
Single Point Supply for Further Distribution											
C-1A (19)	0.41	0.14%	186.00	2,771.23		0.00	29.71		20.63	-	9.08
C-1B (25)	3.32	1.16%	175.00	18,303.06	0.02%	440.00	26.94	440.00	20.13	0.00	6.81
C-1C(26)T Peak	0.61	0.21%	20.00	11,620.23	0.01%	440.00	26.84	440.00	23.55		3.29
C-1C(26)T Off Peak	3.72	1.30%	155.00	-	#DIV/0!	440.00	20.89	440.00	16.95		3.94
C-2A (28)	1.33	0.46%	16.00	-	#DIV/0!	420.00	24.04	420.00	19.93	-	4.11
C-2B (29)T Peak	1.43	0.50%	40.00	7,424.33	0.02%	420.00	26.84	420.00	23.55	-	3.29
C-2B(29)T Off-Peak	7.33	2.56%	13.00	17,579.27		420.00	20.69	420.00	16.75	-	3.94
Sub-Total	**18.15**	6.34%	**605.00**	**57,698.13**							
Agriculture Tubewell - Tariff D											
Agriculture D-1A (41,42,43,44,46)	0.82	0.29%	2,126.59	92,554.53	0.00%	0.00	28.54		17.63	-	10.91
D2 (NOR)	1.69	0.59%	2,877.09	25,140.44	0.01%	200.00	26.85	200.00	20.55	-	6.30
D-1B(T) Peak	3.02	1.06%		61,886.10	0.01%	200.00	20.61	200.00	13.30	-	7.31
D-1B(T) Off-Peak	5.03	1.76%	38.35	-	#DIV/0!	200.00	22.91	200.00	5.35	-	17.56
D-1B(T) Peak (SUB)	0.32	0.11%	523.70	6,522.17		200.00	26.86	200.00	7.30	-	19.56
D-1B(T) Off-Peak	0.22	0.08%	3,704.27	-		200.00	18.41	200.00	7.30	-	11.11
	11.11	3.88%	**9,270.00**	**186,103.24**							
Public Lighting - Tariff G											
G(1)	1.97	0.69%	425.00	13,029.28		0.00	24.01		20.63	0.00	3.38
Housing Colonies - Tariff H										0.00	
H(1)	0.13	0.05%	19.00	2,333.84	0.01%	0.00	24.01		20.63	-	3.38
AJK Bulk Supply											
A-3 (66) General Supply	25.18	8.79%	14,383.66	106,026.80	0.03%	0.00	22.55		19.51	-	3.04
Total	**286.39**	**100.00%**	**818,816.00**	**1,684,827.19**	0.02%						

Sukkur Electric Power Company Ltd.

FORM - 27 (b)

SUKKUR ELECTRIC POWR COMPANY LTD.

Revenue & Subsidy Statement

FY 2020-21 (1st Qtr)

Description	1st Qtr	Sales Mix	No. of Consumers	Sanctioned Load	Load Factor	Determined & Notified Tariff FY 2019-20		GoP Notified Tariff FY 2019-20		Subsidy	
						Fixed Charge	Variable Charge	Fixed Charge	Variable Charge	Fixed Charge	Variable Charge
	(MkWh)	(%age)		(kW)	(%age)	(Rs/kW/M)	(Rs/kWh)	(Rs/kW/M)	(Rs/kWh)	(Rs/kW/M)	(Rs/kWh)
Residential - A1											
Upto - 50	12.71	1.42%	68,102.00	108,026.30	0.01%	75.00	4.00	75.00	3.95	0.00	0.05
1-100 GoP Tariff	192.79	21.47%	285,639.00	104,390.56		150.00	17.28	150.00	7.74		9.54
101 - 200 GoP Tariff	135.51	15.09%	119,536.00	176,039.97	0.09%	0.00	20.31		10.06	-	10.25
201 - 300 GoP Tariff	106.32	11.84%	76,084.00	98,175.66		0.00	23.00		12.15	-	10.85
301 - 700 GoP Tariff	60.63	6.75%	75,586.00	146,374.79	0.05%	0.00	24.61		19.55	-	5.06
Above -700 GoP	9.20	1.02%	26,480.00	46,954.85	0.02%	0.00	26.99		22.65	-	4.34
A-1B(03) T Peak	0.58	0.06%	-	26,754.25	0.00%	0.00	27.00		22.65	-	4.35
A-1B(03) T Off- Peak	3.06	0.34%	2,856.00	-		0.00	21.05		16.33	-	4.72
E-11(55) Temp.	0.00	0.00%	2.00	8.68		0.00	24.65		22.79	-	1.86
Sub-Total	**520.80**	58.00%	**654,285**	**704,726**						-	0.00
For Peak Load Requirement Upto 20 KW											
Commercial - A2A (04)	21.74	2.42%	120,691.34	132,383.29		175.00	26.93	175.00	19.95		6.98
A-2B(05)	4.08	0.45%	770.00	245.38	1.90%	440.00	24.83	440.00	21.63		3.20
A-2C (06) T Peak	6.85	0.76%	-	9,230.06		400.00	26.84	400.00	23.55		3.29
A-2C (06) T Off -Peak	33.23	3.70%	4,450.00	66,003.45		400.00	20.89	400.00	17.58	-	3.31
E-1ii(56) TEMP.	-	0.00%	-	-	#DIV/0!	50.00	36.93	50.00	20.34	-	16.59
Sub-Total	**65.89**	7.34%	**125,911.34**	**207,862.19**							
Industrial					#DIV/0!						
Industrial B-1 (07)	4.70	0.52%	4,654.00	66,293.54		0.00	28.41		17.23	-	11.18
B-1(09) PEAK	2.06	0.23%	-	46,136.38	0.01%	0.00	27.01		20.79		6.22
B-1(09) OFF-PEAK	20.62	2.30%	5,692.00	-		0.00	21.06		15.23		5.83
B-2A (10)	7.78	0.87%	805.00	72,555.27	0.01%	440.00	23.74	440.00	16.73	-	7.01
B-2B-(12) T Peak	10.58	1.18%	-	188,219.77		440.00	26.84	440.00	20.73		6.11
B-2B-(12) T Off-Peak	72.40	8.06%	2,554.00	-	#DIV/0!	440.00	20.69	440.00	15.02		5.67
B-3 (14) T Peak	1.42	0.16%	-	3,018.42		440.00	26.84	380.00	20.73		6.11
B-3 (14) T Off-Peak	7.67	0.85%	36.00	18,880.31	0.05%	420.00	18.59	420.00	14.93	-	3.66
B-4 (17) - Peak	0.84	0.09%	-	11,944.46	0.01%	420.00	26.40	420.00	20.73	-	5.67
B-4 (17) - Off Peak	5.47	0.61%	3.00	-	#DIV/0!	400.00	20.49	400.00	14.83	-	5.66
E-2 (58) Temp	0.42	0.05%	18.00	-	#DIV/0!	0.00	24.41		18.31	-	6.10
Sub-Total	**133.97**	14.92%	**13,917.00**	**407,048.15**							
Single Point Supply for Further Distribution											
C-1A (19)	1.28	0.14%	186.00	2,771.23		0.00	29.71		20.63	-	9.08
C-1B (25)	10.42	1.16%	175.00	18,303.06	0.06%	440.00	26.94	440.00	20.13	0.00	6.81
C-1C(26)T Peak	1.91	0.21%	20.00	11,620.23	0.02%	440.00	26.84	440.00	23.55		3.29
C-1C(26)T Off Peak	11.66	1.30%	155.00	-	#DIV/0!	440.00	20.89	440.00	16.95		3.94
C-2A (28)	4.17	0.46%	16.00	-	#DIV/0!	420.00	24.04	420.00	19.93	-	4.11
C-2B (29)T Peak	4.49	0.50%	40.00	7,424.33	0.07%	420.00	26.84	420.00	23.55	-	3.29
C-2B(29)T Off-Peak	22.98	2.56%	13.00	17,579.27		420.00	20.69	420.00	16.75	-	3.94
Sub-Total	**56.91**	6.34%	**605.00**	**57,698.13**							
Agriculture Tubewell - Tariff D											
Agriculture D-1A (41,42,43,44,46)	2.58	0.29%	2,126.59	92,554.53	0.00%	0.00	28.54		17.63	-	10.91
D2 (NOR)	5.30	0.59%	2,877.09	25,140.44	0.02%	200.00	26.85	200.00	20.55	-	6.30
D-1B(T) Peak	9.47	1.06%		61,886.10	0.02%	200.00	20.61	200.00	13.30	-	7.31
D-1B(T) Off-Peak	15.77	1.76%	38.35	-	#DIV/0!	200.00	22.91	200.00	5.35	-	17.56
D-1B(T) Peak (SUB)	1.01	0.11%	523.70	6,522.17		200.00	26.86	200.00	7.30	-	19.56
D-1B(T) Off-Peak	0.70	0.08%	3,704.27	-		200.00	18.41	200.00	7.30	-	11.11
	34.83	3.88%	**9,270.00**	**186,103.24**							
Public Lighting - Tariff G											
G(I)	6.18	0.69%	425.00	13,029.28		0.00	24.01		20.63	0.00	3.38
Housing Colonies - Tariff H										0.00	
H(1)	0.41	0.05%	19.00	2,333.84	0.02%	0.00	24.01		20.63	-	3.38
AJK Bulk Supply											
A-3 (66) General Supply	78.94	8.79%	14,383.66	106,026.80	0.08%	0.00	22.55		19.51	-	3.04
Total	**897.95**	**100.00%**	**818,816.00**	**1,584,827.19**	0.06%						

Sukkur Electric Power Company Ltd.

FORM - 27 (b)

SUKKUR ELECTRIC POWR COMPANY LTD.

Revenue & Subsidy Statement

FY 2020-21 (Oct)

Description	Oct-20	Sales Mix	No. of Consumers	Sanctioned Load	Load Factor	Determined & Notified Tariff FY 2019-20		GoP Notified Tariff FY 2019-20		Subsidy	
						Fixed Charge	Variable Charge	Fixed Charge	Variable Charge	Fixed Charge	Variable Charge
	(MkWh)	(%age)		(kW)	(%age)	(Rs/kW/M)	(Rs/kWh)	(Rs/kW/M)	(Rs/kWh)	(Rs/kW/M)	(Rs/kWh)
Residential - A1											
Upto - 50	3.30	1.42%	68,102.00	106,026.80	0.00%	75.00	4.00	75.00	3.95	0.00	0.05
1-100 GoP Tariff	50.09	21.47%	285,639.00	104,390.56		150.00	17.28	150.00	7.74		9.54
101 - 200 GoP Tariff	35.21	15.09%	119,536.00	176,039.97	0.02%	0.00	20.31		10.06	-	10.25
201 - 300 GoP Tariff	27.62	11.84%	76,084.00	98,175.66		0.00	23.00		12.15	-	10.85
301 - 700 GoP Tariff	15.75	6.75%	75,586.00	146,374.79	0.01%	0.00	24.61		19.55	-	5.06
Above -700 GoP	2.39	1.02%	26,480.00	46,954.85	0.01%	0.00	26.99		22.65	-	4.34
A-1B(03) T Peak	0.15	0.06%	-	26,754.25	0.00%	0.00	27.00		22.65	-	4.35
A-1B(03) T Off- Peak	0.79	0.34%	2,856.00	-		0.00	21.05		16.33	-	4.72
E-11(55) Temp.	0.00	0.00%	2.00	8.68		0.00	24.65		22.79	-	1.86
Sub-Total	**135.30**	58.00%	**654,285**	**704,726**						-	0.00
For Peak Load Requirement Upto 20 KW											
Commercial - A2A (04)	5.65	2.42%	120,691.34	132,383.29		175.00	26.93	175.00	19.95		6.98
A-2B(05)	1.06	0.45%	770.00	245.38	0.49%	440.00	24.83	440.00	21.63		3.20
A-2C (06) T Peak	1.78	0.76%	-	9,230.06		400.00	26.84	400.00	23.55		3.29
A-2C (06) T Off -Peak	8.63	3.70%	4,450.00	66,003.45		400.00	20.89	400.00	17.58	-	3.31
E-1ii(56) TEMP.		0.00%	-	-	#DIV/0!	50.00	36.93	50.00	20.34	-	16.59
Sub-Total	**17.12**	7.34%	**125,911.34**	**207,862.19**							
Industrial					#DIV/0!						
Industrial B-1 (07)	1.22	0.52%	4,654.00	66,293.54		0.00	28.41		17.23	-	11.18
B-1(09) PEAK	0.54	0.23%	-	46,136.38	0.00%	0.00	27.01		20.79		6.22
B-1(09) OFF-PEAK	5.36	2.30%	5,692.00	-		0.00	21.06		15.23		5.83
B-2A (10)	2.02	0.87%	805.00	72,555.27	0.00%	440.00	23.74	440.00	16.73	-	7.01
B-2B-(12) T Peak	2.75	1.18%	-	188,219.77		440.00	26.84	440.00	20.73		6.11
B-2B-(12) T Off-Peak	18.81	8.06%	2,654.00	-	#DIV/0!	440.00	20.69	440.00	15.02		5.67
B-3 (14) T Peak	0.37	0.16%	-	3,018.42		440.00	26.84	380.00	20.73		6.11
B-3 (14) T Off-Peak	1.99	0.85%	36.00	18,880.31	0.01%	420.00	18.59	420.00	14.93	-	3.66
B-4 (17) - Peak	0.22	0.09%	-	11,944.46	0.00%	420.00	26.40	420.00	20.73	-	5.67
B-4 (17) - Off Peak	1.42	0.61%	3.00	-	#DIV/0!	400.00	20.49	400.00	14.83	-	5.66
E-2 (58) Temp	0.11	0.05%	18.00	-	#DIV/0!	0.00	24.41		18.31	-	6.10
Sub-Total	**34.81**	14.92%	**13,917.00**	**407,048.15**							
Single Point Supply for Further Distribution											
C-1A (19)	0.33	0.14%	186.00	2,771.23		0.00	29.71		20.63	-	9.08
C-1B (25)	2.71	1.16%	175.00	18,303.06	0.02%	440.00	26.94	440.00	20.13	0.00	6.81
C-1C(26)T Peak	0.50	0.21%	20.00	11,620.23	0.00%	440.00	26.84	440.00	23.55		3.29
C-1C(26)T Off Peak	3.03	1.30%	155.00	-	#DIV/0!	440.00	20.89	440.00	16.95		3.94
C-2A (28)	1.08	0.46%	16.00	-	#DIV/0!	420.00	24.04	420.00	19.93	-	4.11
C-2B (29)T Peak	1.17	0.50%	40.00	7,424.33	0.02%	420.00	26.84	420.00	23.55	-	3.29
C-2B(29)T Off-Peak	5.97	2.56%	13.00	17,579.27		420.00	20.59	420.00	16.75	-	3.94
Sub-Total	**14.79**	6.34%	**605.00**	**57,698.13**							
Agriculture Tubewell - Tariff D											
Agriculture D-1A (41,42,43,44,46)	0.67	0.29%	2,126.59	92,554.53	0.00%	0.00	28.54		17.63	-	10.91
D2 (NOR)	1.38	0.59%	2,877.09	25,140.44	0.01%	200.00	26.85	200.00	20.55	-	6.30
D-1B(T) Peak	2.46	1.06%		61,886.10	0.00%	200.00	20.61	200.00	13.30	-	7.31
D-1B(T) Off-Peak	4.10	1.76%	38.35	-	#DIV/0!	200.00	22.91	200.00	5.35	-	17.56
D-1B(T) Peak (SUB)	0.26	0.11%	523.70	6,522.17		200.00	26.86	200.00	7.30	-	19.56
D-1B(T) Off-Peak	0.18	0.08%	3,704.27	-		200.00	18.41	200.00	7.30	-	11.11
	9.05	3.88%	**9,270.00**	**186,103.24**							
Public Lighting - Tariff G											
G(I)	1.61	0.69%	425.00	13,029.28		0.00	24.01		20.63	0.00	3.38
Housing Colonies - Tariff H										0.00	
H(1)	0.11	0.05%	19.00	2,333.84	0.01%	0.00	24.01		20.63	-	3.38
AJK Bulk Supply											
A-3 (66) General Supply	20.51	8.79%	14,383.66	106,026.80	0.02%	0.00	22.55		19.51	-	3.04
Total	**233.28**	**100.00%**	**818,816.00**	**1,684,827.19**	0.02%						

#REF!

Sukkur Electric Power Company Ltd.

FORM - 27 (b)

SUKKUR ELECTRIC POWR COMPANY LTD.

Revenue & Subsidy Statement

FY 2020-21 (Nov)

Description	Nov-20	Sales Mix	No. of Consumers	Sanctioned Load	Load Factor	Determined & Notified Tariff FY 2019-20		GoP Notified Tariff FY 2019-20		Subsidy	
						Fixed Charge	Variable Charge	Fixed Charge	Variable Charge	Fixed Charge	Variable Charge
	(MkWh)	(%age)		(kW)	(%age)	(Rs/kW/M)	(Rs/kWh)	(Rs/kW/M)	(Rs/kWh)	(Rs/kW/M)	(Rs/kWh)
Residential - A1											
Upto - 50	2.50	1.42%	68,102.00	106,026.80	0.00%	75.00	4.00	75.00	3.95	0.00	0.05
1-100 GoP Tariff	37.86	21.47%	285,639.00	104,390.56		150.00	17.28	150.00	7.74		9.54
101 - 200 GoP Tariff	26.61	15.09%	119,536.00	178,039.97	0.02%	0.00	20.31		10.06	-	10.25
201 - 300 GoP Tariff	20.88	11.84%	76,084.00	98,175.66		0.00	23.00		12.15	-	10.85
301 - 700 GoP Tariff	11.91	6.75%	75,586.00	146,374.79	0.01%	0.00	24.61		19.55	-	5.06
Above -700 GoP	1.81	1.02%	26,480.00	46,954.85	0.00%	0.00	26.99		22.65	-	4.34
A-1B(03) T Peak	0.11	0.06%	-	26,754.25	0.00%	0.00	27.00		22.65	-	4.35
A-1B(03) T Off- Peak	0.60	0.34%	2,856.00	-		0.00	21.05		16.33	-	4.72
E-11(55) Temp.	0.00	0.00%	2.00	8.68		0.00	24.65		22.79	-	1.86
Sub-Total	**102.28**	58.00%	**654,285**	**704,726**						-	0.00
For Peak Load Requirement Upto 20 KW											
Commercial - A2A (04)	4.27	2.42%	120,691.34	132,383.29		175.00	26.93	175.00	19.95		6.98
A-2B(05)	0.80	0.45%	770.00	245.38	0.37%	440.00	24.83	440.00	21.63		3.20
A-2C (06) T Peak	1.35	0.76%	-	9,230.06		400.00	26.84	400.00	23.55		3.29
A-2C (06) T Off -Peak	6.53	3.70%	4,450.00	66,003.45		400.00	20.89	400.00	17.58	-	3.31
E-1ii(56) TEMP.		0.00%	-	-	#DIV/0!	50.00	36.93	50.00	20.34	-	16.59
Sub-Total	**12.94**	7.34%	**125,911.34**	**207,862.19**							
Industrial					#DIV/0!						
Industrial B-1 (07)	0.92	0.52%	4,654.00	66,293.54		0.00	28.41		17.23	-	11.18
B-1(09) PEAK	0.40	0.23%	-	46,136.38	0.00%	0.00	27.01		20.79		6.22
B-1(09) OFF-PEAK	4.05	2.30%	5,692.00	-		0.00	21.06		15.23		5.83
B-2A (10)	1.53	0.87%	805.00	72,555.27	0.00%	440.00	23.74	440.00	16.73	-	7.01
B-2B-(12) T Peak	2.08	1.18%	-	188,219.77		440.00	26.84	440.00	20.73		6.11
B-2B-(12) T Off-Peak	14.22	8.06%	2,654.00	-	#DIV/0!	440.00	20.69	440.00	15.02		5.67
B-3 (14) T Peak	0.28	0.16%	-	3,018.42		440.00	26.84	380.00	20.73		6.11
B-3 (14) T Off-Peak	1.51	0.85%	36.00	18,380.31	0.01%	420.00	18.59	420.00	14.93	-	3.66
B-4 (17) - Peak	0.17	0.09%	-	11,944.46	0.00%	420.00	26.40	420.00	20.73	-	5.67
B-4 (17) - Off Peak	1.07	0.61%	3.00	-	#DIV/0!	400.00	20.49	400.00	14.83	-	5.66
E-2 (58) Temp	0.08	0.05%	18.00	-	#DIV/0!	0.00	24.41		18.31	-	6.10
Sub-Total	**26.31**	14.92%	**13,917.00**	**407,048.15**							
Single Point Supply for Further Distribution											
C-1A (19)	0.25	0.14%	186.00	2,771.23		0.00	29.71		20.63	-	9.08
C-1B (25)	2.05	1.16%	175.00	18,303.06	0.01%	440.00	26.94	440.00	20.13	0.00	6.81
C-1C(26)T Peak	0.38	0.21%	20.00	11,620.23	0.00%	440.00	26.84	440.00	23.55		3.29
C-1C(26)T Off Peak	2.29	1.30%	155.00	-	#DIV/0!	440.00	20.89	440.00	16.95		3.94
C-2A (28)	0.82	0.46%	16.00	-	#DIV/0!	420.00	24.04	420.00	19.93	-	4.11
C-2B (29)T Peak	0.88	0.50%	40.00	7,424.33	0.01%	420.00	26.84	420.00	23.55	-	3.29
C-2B(29)T Off-Peak	4.51	2.56%	13.00	17,579.27		420.00	20.69	420.00	16.75	-	3.94
Sub-Total	**11.18**	6.34%	**605.00**	**57,698.13**							
Agriculture Tubewell - Tariff D											
Agriculture D-1A (41,42,43,44,46)	0.51	0.29%	2,126.59	92,554.53	0.00%	0.00	28.54		17.63	-	10.91
D2 (NOR)	1.04	0.59%	2,877.09	25,140.44	0.00%	200.00	26.85	200.00	20.55	-	6.30
D-1B(T) Peak	1.86	1.06%		61,886.10	0.00%	200.00	20.61	200.00	13.30	-	7.31
D-1B(T) Off-Peak	3.10	1.76%	38.35	-	#DIV/0!	200.00	22.91	200.00	5.35	-	17.56
D-1B(T) Peak (SUB)	0.20	0.11%	523.70	6,522.17		200.00	26.86	200.00	7.30	-	19.56
D-1B(T) Off-Peak	0.14	0.08%	3,704.27	-		200.00	18.41	200.00	7.30	-	11.11
	6.84	3.88%	**9,270.00**	**186,103.24**							
Public Lighting - Tariff G											
G(I)	1.21	0.69%	425.00	13,029.28		0.00	24.01		20.63	0.00	3.38
Housing Colonies - Tariff H										0.00	
H(1)	0.08	0.05%	19.00	2,333.34	0.00%	0.00	24.01		20.63	-	3.38
AJK Bulk Supply											
A-3 (66) General Supply	15.50	8.79%	14,383.66	106,026.80	0.02%	0.00	22.55		19.51	-	3.04
Total	**176.35**	**100.00%**	**818,816.00**	**1,684,827.19**	0.01%						

Sukkur Electric Power Company Ltd.

FORM - 27 (b)

SUKKUR ELECTRIC POWR COMPANY LTD.

Revenue & Subsidy Statement

FY 2020-21 (Dec)

Description	Dec-20	Sales Mix	No. of Consumers	Sanctioned Load	Load Factor	Determined & Notified Tariff FY 2019-20		GoP Notified Tariff FY 2019-20		Subsidy	
						Fixed Charge	Variable Charge	Fixed Charge	Variable Charge	Fixed Charge	Variable Charge
	(MkWh)	(%age)		(kW)	(%age)	(Rs/kW/M)	(Rs/kWh)	(Rs/kW/M)	(Rs/kWh)	(Rs/kW/M)	(Rs/kWh)
Residential - A1											
Upto - 50	2.29	1.42%	68,102.00	106,026.80	0.00%	75.00	4.00	75.00	3.95	0.00	0.05
1-100 GoP Tariff	34.80	21.47%	285,639.00	104,390.56		150.00	17.28	150.00	7.74		9.54
101 - 200 GoP Tariff	24.46	15.09%	119,536.00	176,039.97	0.02%	0.00	20.31		10.06	-	10.25
201 - 300 GoP Tariff	19.19	11.84%	76,084.00	98,175.66		0.00	23.00		12.15	-	10.85
301 - 700 GoP Tariff	10.94	6.75%	75,586.00	146,374.79	0.01%	0.00	24.61		19.55	-	5.06
Above -700 GoP	1.66	1.02%	26,480.00	46,954.85	0.00%	0.00	26.99		22.65	-	4.34
A-1B(03) T Peak	0.11	0.06%	-	26,754.25	0.00%	0.00	27.00		22.65	-	4.35
A-1B(03) T Off- Peak	0.55	0.34%	2,856.00	-		0.00	21.05		16.33	-	4.72
E-11(55) Temp.	0.00	0.00%	2.00	8.68		0.00	24.65		22.79	-	1.86
Sub-Total	**94.00**	58.00%	**654,285**	**704,726**						-	0.00
For Peak Load Requirement Upto 20 KW											
Commercial - A2A (04)	3.92	2.42%	120,691.34	132,383.29		175.00	26.93	175.00	19.95		6.98
A-2B(05)	0.74	0.45%	770.00	245.38	0.34%	440.00	24.83	440.00	21.63		3.20
A-2C (06) T Peak	1.24	0.76%	-	9,230.06		400.00	26.84	400.00	23.55		3.29
A-2C (06) T Off -Peak	6.00	3.70%	4,450.00	66,003.45		400.00	20.89	400.00	17.58	-	3.31
E-1ii(56) TEMP.		0.00%	-	-	#DIV/0!	50.00	36.93	50.00	20.34	-	16.59
Sub-Total	**11.89**	7.34%	**125,911.34**	**207,862.19**							
Industrial					#DIV/0!						
Industrial B-1 (07)	0.85	0.52%	4,654.00	66,293.54		0.00	28.41		17.23	-	11.18
B-1(09) PEAK	0.37	0.23%	-	46,136.38	0.00%	0.00	27.01		20.79		6.22
B-1(09) OFF-PEAK	3.72	2.30%	5,692.00	-		0.00	21.06		15.23		5.83
B-2A (10)	1.40	0.87%	805.00	72,555.27	0.00%	440.00	23.74	440.00	16.73	-	7.01
B-2B-(12) T Peak	1.91	1.18%	-	188,219.77		440.00	26.84	440.00	20.73		6.11
B-2B-(12) T Off-Peak	13.07	8.06%	2,554.00	-	#DIV/0!	440.00	20.69	440.00	15.02		5.67
B-3 (14) T Peak	0.26	0.16%	-	3,018.42		440.00	26.84	380.00	20.73		6.11
B-3 (14) T Off-Peak	1.38	0.85%	36.00	18,880.31	0.01%	420.00	18.59	420.00	14.93	-	3.66
B-4 (17) - Peak	0.15	0.09%	-	11,944.46	0.00%	420.00	26.40	420.00	20.73	-	5.67
B-4 (17) - Off Peak	0.99	0.61%	3.00	-	#DIV/0!	400.00	20.49	400.00	14.83	-	5.66
E-2 (58) Temp	0.08	0.05%	18.00	-	#DIV/0!	0.00	24.41		18.31	-	6.10
Sub-Total	**24.18**	14.92%	**13,917.00**	**407,048.15**							
Single Point Supply for Further Distribution											
C-1A (19)	0.23	0.14%	186.00	2,771.23		0.00	29.71		20.63	-	9.08
C-1B (25)	1.88	1.16%	175.00	18,303.06	0.01%	440.00	26.94	440.00	20.13	0.00	6.81
C-1C(26)T Peak	0.34	0.21%	20.00	11,620.23	0.00%	440.00	26.84	440.00	23.55		3.29
C-1C(26)T Off Peak	2.10	1.30%	155.00	-	#DIV/0!	440.00	20.89	440.00	16.95		3.94
C-2A (28)	0.75	0.46%	16.00	-	#DIV/0!	420.00	24.04	420.00	19.93	-	4.11
C-2B (29)T Peak	0.81	0.50%	40.00	7,424.33	0.01%	420.00	26.84	420.00	23.55	-	3.29
C-2B(29)T Off-Peak	4.15	2.56%	13.00	17,579.27		420.00	20.69	420.00	16.75	-	3.94
Sub-Total	**10.27**	6.34%	**605.00**	**57,698.13**							
Agriculture Tubewell - Tariff D											
Agriculture D-1A (41,42,43,44,46)	0.47	0.29%	2,126.59	92,554.53	0.00%	0.00	28.54		17.63	-	10.91
D2 (NOR)	0.96	0.59%	2,877.09	25,140.44	0.00%	200.00	26.85	200.00	20.55	-	6.30
D-1B(T) Peak	1.71	1.06%		61,886.10	0.00%	200.00	20.61	200.00	13.30	-	7.31
D-1B(T) Off-Peak	2.85	1.76%	38.35	-	#DIV/0!	200.00	22.91	200.00	5.35	-	17.56
D-1B(T) Peak (SUB)	0.18	0.11%	523.70	6,522.17		200.00	26.86	200.00	7.30	-	19.56
D-1B(T) Off-Peak	0.13	0.08%	3,704.27	-		200.00	18.41	200.00	7.30	-	11.11
	6.29	3.88%	**9,270.00**	**186,103.24**							
Public Lighting - Tariff G											
G(I)	1.12	0.69%	425.00	13,029.28		0.00	24.01		20.63	0.00	3.38
Housing Colonies - Tariff H										0.00	
H(1)	0.07	0.05%	19.00	2,333.84	0.00%	0.00	24.01		20.63	-	3.38
AJK Bulk Supply											
A-3 (66) General Supply	14.25	8.79%	14,383.66	106,026.80	0.02%	0.00	22.55		19.51	-	3.04
Total	**162.07**	**100.00%**	**818,816.00**	**1,684,827.19**	0.01%						

Sukkur Electric Power Company Ltd.

FORM - 27 (b)

SUKKUR ELECTRIC POWR COMPANY LTD.

Revenue & Subsidy Statement

FY 2020-21 (2nd Qtr)

Description	2nd Qtr	Sales Mix	No. of Consumers	Sanctioned Load	Load Factor	Determined & Notified Tariff FY 2019-20		GoP Notified Tariff FY 2019-20		Subsidy	
						Fixed Charge	Variable Charge	Fixed Charge	Variable Charge	Fixed Charge	Variable Charge
	(MkWh)	(%age)		(kW)	(%age)	(Rs/kW/M)	(Rs/kWh)	(Rs/kW/M)	(Rs/kWh)	(Rs/kW/M)	(Rs/kWh)
Residential - A1											
Upto - 50	8.09	1.42%	68,102.00	106,028.80	0.01%	75.00	4.00	75.00	3.95	0.00	0.05
1-100 GoP Tariff	122.75	21.47%	285,639.00	104,390.56		150.00	17.28	150.00	7.74		9.54
101 - 200 GoP Tariff	86.28	15.09%	119,536.00	176,039.97	0.06%	0.00	20.31		10.06	-	10.25
201 - 300 GoP Tariff	67.70	11.84%	76,084.00	93,175.66		0.00	23.00		12.15	-	10.85
301 - 700 GoP Tariff	38.60	6.75%	75,586.00	146,374.79	0.03%	0.00	24.61		19.55	-	5.06
Above -700 GoP	5.85	1.02%	26,480.00	46,954.85	0.01%	0.00	26.99		22.65	-	4.34
A-1B(03) T Peak	0.37	0.06%	-	26,754.25	0.00%	0.00	27.00		22.65	-	4.35
A-1B(03) T Off- Peak	1.95	0.34%	2,856.00	-		0.00	21.05		16.33	-	4.72
E-11(55) Temp.	0.00	0.00%	2.00	8.68		0.00	24.65		22.79	-	1.86
Sub-Total	**331.58**	58.00%	**654,285**	**704,726**						-	0.00
For Peak Load Requirement Upto 20 KW											
Commercial - A2A (04)	13.84	2.42%	120,691.34	132,383.29		175.00	26.93	175.00	19.95		6.98
A-2B(05)	2.60	0.45%	770.00	245.38	1.21%	440.00	24.83	440.00	21.63		3.20
A-2C (06) T Peak	4.36	0.76%	-	9,230.06		400.00	26.84	400.00	23.55		3.29
A-2C (06) T Off -Peak	21.16	3.70%	4,450.00	66,003.45		400.00	20.89	400.00	17.58	-	3.31
E-1ii(56) TEMP.	-	0.00%	-	-	#DIV/0!	50.00	36.93	50.00	20.34	-	16.59
Sub-Total	**41.95**	7.34%	**125,911.34**	**207,862.19**							
Industrial					#DIV/0!						
Industrial B-1 (07)	2.99	0.52%	4,654.00	66,293.54		0.00	28.41		17.23	-	11.18
B-1(09) PEAK	1.31	0.23%	-	46,136.38	0.00%	0.00	27.01		20.79		6.22
B-1(09) OFF-PEAK	13.13	2.30%	5,692.00	-		0.00	21.06		15.23		5.83
B-2A (10)	4.95	0.87%	805.00	72,555.27	0.01%	440.00	23.74	440.00	16.73	-	7.01
B-2B-(12) T Peak	6.73	1.18%	-	188,219.77		440.00	26.84	440.00	20.73		6.11
B-2B-(12) T Off-Peak	46.10	8.06%	2,654.00	-	#DIV/0!	440.00	20.69	440.00	15.02		5.67
B-3 (14) T Peak	0.91	0.16%	-	3,018.42		440.00	26.84	380.00	20.73		6.11
B-3 (14) T Off-Peak	4.89	0.85%	36.00	18,380.31	0.03%	420.00	18.59	420.00	14.93	-	3.66
B-4 (17) - Peak	0.54	0.09%	-	11,944.46	0.01%	420.00	26.40	420.00	20.73	-	5.67
B-4 (17) - Off Peak	3.48	0.61%	3.00	-	#DIV/0!	400.00	20.49	400.00	14.83	-	5.66
E-2 (58) Temp	0.27	0.05%	18.00	-	#DIV/0!	0.00	24.41		18.31	-	6.10
Sub-Total	**85.30**	14.92%	**13,917.00**	**407,048.15**							
Single Point Supply for Further Distribution											
C-1A (19)	0.81	0.14%	186.00	2,771.23		0.00	29.71		20.63	-	9.08
C-1B (25)	6.63	1.16%	175.00	18,303.06	0.04%	440.00	26.94	440.00	20.13	0.00	6.81
C-1C(26)T Peak	1.22	0.21%	20.00	11,920.23	0.01%	440.00	26.84	440.00	23.55		3.29
C-1C(26)T Off Peak	7.43	1.30%	155.00	-	#DIV/0!	440.00	20.89	440.00	16.95		3.94
C-2A (28)	2.66	0.46%	16.00	-	#DIV/0!	420.00	24.04	420.00	19.93	-	4.11
C-2B (29)T Peak	2.86	0.50%	40.00	7,424.33	0.04%	420.00	26.84	420.00	23.55	-	3.29
C-2B(29)T Off-Peak	14.63	2.56%	13.00	17,579.27		420.00	20.69	420.00	16.75	-	3.94
Sub-Total	**36.23**	6.34%	**605.00**	**57,698.13**							
Agriculture Tubewell - Tariff D											
Agriculture D-1A (41,42,43,44,46)	1.64	0.29%	2,126.59	92,554.53	0.00%	0.00	28.54		17.63	-	10.91
D2 (NOR)	3.37	0.59%	2,877.09	25,140.44	0.02%	200.00	26.85	200.00	20.55	-	6.30
D-1B(T) Peak	6.03	1.06%		61,886.10	0.01%	200.00	20.61	200.00	13.30	-	7.31
D-1B(T) Off-Peak	10.04	1.76%	38.35	-	#DIV/0!	200.00	22.91	200.00	5.35	-	17.56
D-1B(T) Peak (SUB)	0.64	0.11%	523.70	6,522.17		200.00	26.86	200.00	7.30	-	19.56
D-1B(T) Off-Peak	0.44	0.08%	3,704.27	-		200.00	18.41	200.00	7.30	-	11.11
	22.18	3.88%	**9,270.00**	**186,103.24**							
Public Lighting - Tariff G											
G(I)	3.94	0.69%	425.00	13,029.28		0.00	24.01		20.63	0.00	3.38
Housing Colonies - Tariff H										0.00	
H(1)	0.26	0.05%	19.00	2,333.84	0.01%	0.00	24.01		20.63	-	3.38
AJK Bulk Supply											
A-3 (66) General Supply	50.26	8.79%	14,383.66	106,026.80	0.05%	0.00	22.55		19.51	-	3.04
Total	**571.71**	**100.00%**	**818,816.00**	**1,684,827.19**	0.04%						

Sukkur Electric Power Company Ltd.

FORM - 27 (b)

SUKKUR ELECTRIC POWR COMPANY LTD.

Revenue & Subsidy Statement

FY 2020-21 (Jan)

Description	Jan-21	Sales Mix	No. of Consumers	Sanctioned Load	Load Factor	Determined & Notified Tariff FY 2019-20		GoP Notified Tariff FY 2019-20		Subsidy	
						Fixed Charge	Variable Charge	Fixed Charge	Variable Charge	Fixed Charge	Variable Charge
	(MkWh)	(%age)		(kW)	(%age)	(Rs/kW/M)	(Rs/kWh)	(Rs/kW/M)	(Rs/kWh)	(Rs/kW/M)	(Rs/kWh)
Residential - A1											
Upto - 50	2.28	1.42%	68,102.00	106,026.80	0.00%	75.00	4.00	75.00	3.95	0.00	0.05
1-100 GoP Tariff	34.65	21.47%	285,639.00	104,390.56		150.00	17.28	150.00	7.74		9.54
101 - 200 GoP Tariff	24.35	15.09%	119,536.00	176,039.97	0.02%	0.00	20.31		10.06	-	10.25
201 - 300 GoP Tariff	19.11	11.84%	76,084.00	98,175.66		0.00	23.00		12.15	-	10.85
301 - 700 GoP Tariff	10.90	6.75%	75,586.00	146,374.79	0.01%	0.00	24.61		19.55	-	5.06
Above -700 GoP	1.65	1.02%	26,480.00	46,954.85	0.00%	0.00	26.99		22.65	-	4.34
A-1B(03) T Peak	0.10	0.06%	-	26,754.25	0.00%	0.00	27.00		22.65	-	4.35
A-1B(03) T Off- Peak	0.55	0.34%	2,856.00	-		0.00	21.05		16.33	-	4.72
E-11(55) Temp.	0.00	0.00%	2.00	8.68		0.00	24.65		22.79	-	1.86
Sub-Total	**93.59**	58.00%	**654,285**	**704,726**						-	0.00
For Peak Load Requirement Upto 20 KW											
Commercial - A2A (04)	3.91	2.42%	120,691.34	132,383.29		175.00	26.93	175.00	19.95		6.98
A-2B(05)	0.73	0.45%	770.00	245.38	0.34%	440.00	24.83	440.00	21.63		3.20
A-2C (06) T Peak	1.23	0.76%	-	9,230.06		400.00	26.84	400.00	23.55		3.29
A-2C (06) T Off -Peak	5.97	3.70%	4,450.00	66,003.45		400.00	20.89	400.00	17.58	-	3.31
E-1ii(56) TEMP.		0.00%	-	-	#DIV/0!	50.00	36.93	50.00	20.34	-	16.59
Sub-Total	**11.84**	7.34%	**125,911.34**	**207,862.19**							
Industrial					#DIV/0!						
Industrial B-1 (07)	0.84	0.52%	4,654.00	66,293.54		0.00	28.41		17.23	-	11.18
B-1(09) PEAK	0.37	0.23%	-	46,136.38	0.00%	0.00	27.01		20.79		6.22
B-1(09) OFF-PEAK	3.71	2.30%	5,692.00	-		0.00	21.06		15.23		5.83
B-2A (10)	1.40	0.87%	805.00	72,555.27	0.00%	440.00	23.74	440.00	16.73	-	7.01
B-2B-(12) T Peak	1.90	1.18%	-	188,219.77		440.00	26.84	440.00	20.73		6.11
B-2B-(12) T Off-Peak	13.01	8.06%	2,654.00	-	#DIV/0!	440.00	20.69	440.00	15.02		5.67
B-3 (14) T Peak	0.26	0.16%	-	3,018.42		440.00	26.84	380.00	20.73		6.11
B-3 (14) T Off-Peak	1.38	0.85%	36.00	18,880.31	0.01%	420.00	18.59	420.00	14.93	-	3.66
B-4 (17) - Peak	0.15	0.09%	-	11,944.46	0.00%	420.00	26.40	420.00	20.73	-	5.67
B-4 (17) - Off Peak	0.98	0.61%	3.00	-	#DIV/0!	400.00	20.49	400.00	14.83	-	5.66
E-2 (58) Temp	0.08	0.05%	18.00	-	#DIV/0!	0.00	24.41		18.31	-	6.10
Sub-Total	**24.08**	14.92%	**13,917.00**	**407,048.15**							
Single Point Supply for Further Distribution											
C-1A (19)	0.23	0.14%	186.00	2,771.23		0.00	29.71		20.63	-	9.08
C-1B (25)	1.87	1.16%	175.00	18,303.06	0.01%	440.00	26.94	440.00	20.13	0.00	6.81
C-1C(26)T Peak	0.34	0.21%	20.00	11,620.23	0.00%	440.00	26.84	440.00	23.55		3.29
C-1C(26)T Off Peak	2.10	1.30%	155.00	-	#DIV/0!	440.00	20.89	440.00	16.95		3.94
C-2A (28)	0.75	0.46%	16.00	-	#DIV/0!	420.00	24.04	420.00	19.93	-	4.11
C-2B (29)T Peak	0.81	0.50%	40.00	7,424.33	0.01%	420.00	26.84	420.00	23.55	-	3.29
C-2B(29)T Off-Peak	4.13	2.56%	13.00	17,579.27		420.00	20.69	420.00	16.75	-	3.94
Sub-Total	**10.23**	6.34%	**605.00**	**57,698.13**							
Agriculture Tubewell - Tariff D											
Agriculture D-1A (41,42,43,44,46)	0.46	0.29%	2,126.59	92,554.53	0.00%	0.00	28.54		17.63	-	10.91
D2 (NOR)	0.95	0.59%	2,877.09	25,140.44	0.00%	200.00	26.85	200.00	20.55	-	6.30
D-1B(T) Peak	1.70	1.06%		61,886.10	0.00%	200.00	20.61	200.00	13.30	-	7.31
D-1B(T) Off-Peak	2.83	1.76%	38.35	-	#DIV/0!	200.00	22.91	200.00	5.35	-	17.56
D-1B(T) Peak (SUB)	0.18	0.11%	523.70	6,522.17		200.00	26.86	200.00	7.30	-	19.56
D-1B(T) Off-Peak	0.13	0.08%	3,704.27	-		200.00	18.41	200.00	7.30	-	11.11
	6.26	3.88%	**9,270.00**	**186,103.24**							
Public Lighting - Tariff G											
G(I)	1.11	0.69%	425.00	13,029.28		0.00	24.01		20.63	0.00	3.38
Housing Colonies - Tariff H										0.00	
H(1)	0.07	0.05%	19.00	2,333.84	0.00%	0.00	24.01		20.63	-	3.38
AJK Bulk Supply											
A-3 (66) General Supply	14.19	8.79%	14,383.66	106,026.80	0.02%	0.00	22.55		19.51	-	3.04
Total	**161.37**	**100.00%**	**818,816.00**	**1,684,827.19**	0.01%						

Sukkur Electric Power Company Ltd.

FORM - 27 (b)

SUKKUR ELECTRIC POWR COMPANY LTD.

Revenue & Subsidy Statement

FY 2020-21 (Feb)

Description	Feb-21	Sales Mix	No. of Consumers	Sanctioned Load	Load Factor	Determined & Notified Tariff FY 2019-20		GoP Notified Tariff FY 2019-20		Subsidy	
						Fixed Charge	Variable Charge	Fixed Charge	Variable Charge	Fixed Charge	Variable Charge
	(MkWh)	(%age)		(kW)	(%age)	(Rs/kW/M)	(Rs/kWh)	(Rs/kW/M)	(Rs/kWh)	(Rs/kW/M)	(Rs/kWh)
Residential - A1											
Upto - 50	2.16	1.42%	68,102.00	108,026.30	0.00%	75.00	4.00	75.00	3.95	0.00	0.05
1-100 GoP Tariff	32.79	21.47%	285,639.00	104,390.56		150.00	17.28	150.00	7.74		9.54
101 - 200 GoP Tariff	23.05	15.09%	119,536.00	176,039.97	0.01%	0.00	20.31		10.06	-	10.25
201 - 300 GoP Tariff	18.08	11.84%	75,084.00	98,175.66		0.00	23.00		12.15	-	10.85
301 - 700 GoP Tariff	10.31	6.75%	75,586.00	146,374.79	0.01%	0.00	24.61		19.55	-	5.06
Above -700 GoP	1.56	1.02%	26,480.00	46,954.85	0.00%	0.00	26.99		22.65	-	4.34
A-1B(03) T Peak	0.10	0.06%	-	26,754.25	0.00%	0.00	27.00		22.65	-	4.35
A-1B(03) T Off- Peak	0.52	0.34%	2,856.00	-		0.00	21.05		16.33	-	4.72
E-11(55) Temp.	0.00	0.00%	2.00	8.68		0.00	24.65		22.79	-	1.86
Sub-Total	**88.58**	58.00%	**654,285**	**704,726**						-	0.00
For Peak Load Requirement Upto 20 KW											
Commercial - A2A (04)	3.70	2.42%	120,691.34	132,383.29		175.00	26.93	175.00	19.95		6.98
A-2B(05)	0.69	0.45%	770.00	245.38	0.32%	440.00	24.83	440.00	21.63		3.20
A-2C (06) T Peak	1.16	0.76%	-	9,230.06		400.00	26.84	400.00	23.55		3.29
A-2C (06) T Off -Peak	5.65	3.70%	4,450.00	66,003.45		400.00	20.89	400.00	17.58	-	3.31
E-1ii(56) TEMP.		0.00%	-	-	#DIV/0!	50.00	36.93	50.00	20.34	-	16.59
Sub-Total	**11.21**	7.34%	**125,911.34**	**207,862.19**							
Industrial					#DIV/0!						
Industrial B-1 (07)	0.80	0.52%	4,654.00	66,293.54		0.00	28.41		17.23	-	11.18
B-1(09) PEAK	0.35	0.23%	-	46,136.38	0.00%	0.00	27.01		20.79		6.22
B-1(09) OFF-PEAK	3.51	2.30%	5,692.00	-		0.00	21.06		15.23		5.83
B-2A (10)	1.32	0.87%	805.00	72,555.27	0.00%	440.00	23.74	440.00	16.73	-	7.01
B-2B-(12) T Peak	1.80	1.18%	-	188,219.77		440.00	26.84	440.00	20.73		6.11
B-2B-(12) T Off-Peak	12.31	8.06%	2,654.00	-	#DIV/0!	440.00	20.69	440.00	15.02		5.67
B-3 (14) T Peak	0.24	0.16%	-	3,018.42		440.00	26.84	380.00	20.73		6.11
B-3 (14) T Off-Peak	1.31	0.85%	36.00	18,880.31	0.01%	420.00	18.59	420.00	14.93	-	3.66
B-4 (17) - Peak	0.14	0.09%	-	11,944.46	0.00%	420.00	26.40	420.00	20.73	-	5.67
B-4 (17) - Off Peak	0.93	0.61%	3.00	-	#DIV/0!	400.00	20.49	400.00	14.83	-	5.66
E-2 (58) Temp	0.07	0.05%	18.00	-	#DIV/0!	0.00	24.41		18.31	-	6.10
Sub-Total	**22.79**	14.92%	**13,917.00**	**407,048.15**							
Single Point Supply for Further Distribution											
C-1A (19)	0.22	0.14%	186.00	2,771.23		0.00	29.71		20.63	-	9.08
C-1B (25)	1.77	1.16%	175.00	18,303.06	0.01%	440.00	26.94	440.00	20.13	0.00	6.81
C-1C(26)T Peak	0.33	0.21%	20.00	11,620.23	0.00%	440.00	26.84	440.00	23.55		3.29
C-1C(26)T Off Peak	1.98	1.30%	155.00	-	#DIV/0!	440.00	20.89	440.00	16.95		3.94
C-2A (28)	0.71	0.46%	16.00	-	#DIV/0!	420.00	24.04	420.00	19.93	-	4.11
C-2B (29)T Peak	0.76	0.50%	40.00	7,424.33	0.01%	420.00	26.84	420.00	23.55	-	3.29
C-2B(29)T Off-Peak	3.91	2.56%	13.00	17,579.27		420.00	20.69	420.00	16.75	-	3.94
Sub-Total	**9.68**	6.34%	**605.00**	**57,698.13**							
Agriculture Tubewell - Tariff D											
Agriculture D-1A (41,42,43,44,46)	0.44	0.29%	2,126.59	92,554.53	0.00%	0.00	28.54		17.63	-	10.91
D2 (NOR)	0.90	0.59%	2,877.09	25,140.44	0.00%	200.00	26.85	200.00	20.55	-	6.30
D-1B(T) Peak	1.61	1.06%		61,986.10	0.00%	200.00	20.61	200.00	13.30	-	7.31
D-1B(T) Off-Peak	2.68	1.76%	38.35	-	#DIV/0!	200.00	22.91	200.00	5.35	-	17.56
D-1B(T) Peak (SUB)	0.17	0.11%	523.70	6,522.17		200.00	26.86	200.00	7.30	-	19.56
D-1B(T) Off-Peak	0.12	0.08%	3,704.27	-		200.00	18.41	200.00	7.30	-	11.11
	5.92	3.88%	**9,270.00**	**186,103.24**							
Public Lighting - Tariff G											
G(I)	1.05	0.69%	425.00	13,029.28		0.00	24.01		20.63	0.00	3.38
Housing Colonies - Tariff H										0.00	
H(1)	0.07	0.05%	19.00	2,333.84	0.00%	0.00	24.01		20.63	-	3.38
AJK Bulk Supply											
A-3 (66) General Supply	13.43	8.79%	14,383.66	106,026.80	0.01%	0.00	22.55		19.51	-	3.04
Total	**152.72**	**100.00%**	**818,816.00**	**1,684,827.19**	0.01%						

Sukkur Electric Power Company Ltd.

FORM - 27 (b)

SUKKUR ELECTRIC POWR COMPANY LTD.

Revenue & Subsidy Statement

FY 2020-21 (Mar)

Description	Mar-21	Sales Mix	No. of Consumers	Sanctioned Load	Load Factor	Determined & Notified Tariff FY 2019-20		GoP Notified Tariff FY 2019-20		Subsidy	
						Fixed Charge	Variable Charge	Fixed Charge	Variable Charge	Fixed Charge	Variable Charge
	(MkWh)	(%age)		(kW)	(%age)	(Rs/kW/M)	(Rs/kWh)	(Rs/kW/M)	(Rs/kWh)	(Rs/kW/M)	(Rs/kWh)
Residential - A1											
Upto - 50	2.21	1.42%	68,102.00	106,026.80	0.00%	75.00	4.00	75.00	3.95	0.00	0.05
1-100 GoP Tariff	33.59	21.47%	285,639.00	104,390.56		150.00	17.28	150.00	7.74		9.54
101 - 200 GoP Tariff	23.61	15.09%	119,536.00	176,039.97	0.02%	0.00	20.31		10.06	-	10.25
201 - 300 GoP Tariff	18.52	11.84%	76,084.00	98,175.66		0.00	23.00		12.15	-	10.85
301 - 700 GoP Tariff	10.56	6.75%	75,586.00	146,374.79	0.01%	0.00	24.61		19.55	-	5.06
Above -700 GoP	1.60	1.02%	26,480.00	46,954.85	0.00%	0.00	26.99		22.65	-	4.34
A-1B(03) T Peak	0.10	0.06%	-	26,754.25	0.00%	0.00	27.00		22.65	-	4.35
A-1B(03) T Off- Peak	0.53	0.34%	2,856.00	-		0.00	21.05		16.33	-	4.72
E-11(55) Temp.	0.00	0.00%	2.00	8.68		0.00	24.65		22.79	-	1.86
Sub-Total	**90.73**	58.00%	**654,285**	**704,726**						-	0.00
For Peak Load Requirement Upto 20 KW											
Commercial - A2A (04)	3.79	2.42%	120,691.34	132,383.29		175.00	26.93	175.00	19.95		6.98
A-2B(05)	0.71	0.45%	770.00	245.38	0.33%	440.00	24.83	440.00	21.63		3.20
A-2C (06) T Peak	1.19	0.76%	-	9,230.06		400.00	26.84	400.00	23.55		3.29
A-2C (06) T Off -Peak	5.79	3.70%	4,450.00	66,003.45		400.00	20.89	400.00	17.58	-	3.31
E-1ii(56) TEMP.		0.00%	-	-	#DIV/0!	50.00	36.93	50.00	20.34	-	16.59
Sub-Total	**11.48**	7.34%	**125,911.34**	**207,862.19**							
Industrial					#DIV/0!						
Industrial B-1 (07)	0.82	0.52%	4,654.00	66,293.54		0.00	28.41		17.23	-	11.18
B-1(09) PEAK	0.36	0.23%	-	46,136.38	0.00%	0.00	27.01		20.79		6.22
B-1(09) OFF-PEAK	3.59	2.30%	5,692.00	-		0.00	21.06		15.23		5.83
B-2A (10)	1.36	0.87%	805.00	72,555.27	0.00%	440.00	23.74	440.00	16.73	-	7.01
B-2B-(12) T Peak	1.84	1.18%	-	188,219.77		440.00	26.84	440.00	20.73		6.11
B-2B-(12) T Off-Peak	12.61	8.06%	2,654.00	-	#DIV/0!	440.00	20.69	440.00	15.02		5.67
B-3 (14) T Peak	0.25	0.16%	-	3,018.42		440.00	26.84	380.00	20.73		6.11
B-3 (14) T Off-Peak	1.34	0.85%	36.00	18,880.31	0.01%	420.00	18.59	420.00	14.93	-	3.66
B-4 (17) - Peak	0.15	0.09%	-	11,944.46	0.00%	420.00	26.40	420.00	20.73	-	5.67
B-4 (17) - Off Peak	0.95	0.61%	3.00	-	#DIV/0!	400.00	20.49	400.00	14.83	-	5.66
E-2 (58) Temp	0.07	0.05%	18.00	-	#DIV/0!	0.00	24.41		18.31	-	6.10
Sub-Total	**23.34**	14.92%	**13,917.00**	**407,048.15**							
Single Point Supply for Further Distribution											
C-1A (19)	0.22	0.14%	186.00	2,771.23		0.00	29.71		20.63	-	9.08
C-1B (25)	1.81	1.16%	175.00	18,303.06	0.01%	440.00	26.94	440.00	20.13	0.00	6.81
C-1C(26)T Peak	0.33	0.21%	20.00	11,620.23	0.00%	440.00	26.84	440.00	23.55		3.29
C-1C(26)T Off Peak	2.03	1.30%	155.00	-	#DIV/0!	440.00	20.89	440.00	16.95		3.94
C-2A (28)	0.73	0.46%	16.00	-	#DIV/0!	420.00	24.04	420.00	19.93	-	4.11
C-2B (29)T Peak	0.78	0.50%	40.00	7,424.33	0.01%	420.00	26.84	420.00	23.55	-	3.29
C-2B(29)T Off-Peak	4.00	2.56%	13.00	17,579.27		420.00	20.69	420.00	16.75	-	3.94
Sub-Total	**9.91**	6.34%	**605.00**	**57,698.13**							
Agriculture Tubewell - Tariff D											
Agriculture D-1A (41,42,43,44,46)	0.45	0.29%	2,126.59	92,554.53	0.00%	0.00	28.54		17.63	-	10.91
D2 (NOR)	0.92	0.59%	2,877.09	25,140.44	0.00%	200.00	26.85	200.00	20.55	-	6.30
D-1B(T) Peak	1.65	1.06%		61,886.10	0.00%	200.00	20.61	200.00	13.30	-	7.31
D-1B(T) Off-Peak	2.75	1.76%	38.35	-	#DIV/0!	200.00	22.91	200.00	5.35	-	17.56
D-1B(T) Peak (SUB)	0.18	0.11%	523.70	6,522.17		200.00	26.86	200.00	7.30	-	19.56
D-1B(T) Off-Peak	0.12	0.08%	3,704.27	-		200.00	18.41	200.00	7.30	-	11.11
	6.07	3.88%	**9,270.00**	**186,103.24**							
Public Lighting - Tariff G											
G(I)	1.08	0.69%	425.00	13,029.28		0.00	24.01		20.63	0.00	3.38
Housing Colonies - Tariff H										0.00	
H(1)	0.07	0.05%	19.00	2,333.84	0.00%	0.00	24.01		20.63	-	3.38
AJK Bulk Supply											
A-3 (66) General Supply	13.75	8.79%	14,383.66	106,026.80	0.01%	0.00	22.55		19.51	-	3.04
Total	**156.43**	**100.00%**	**818,816.00**	**1,684,827.19**	0.01%						

#REF!

Sukkur Electric Power Company Ltd.

FORM - 27 (b)

SUKKUR ELECTRIC POWR COMPANY LTD.

Revenue & Subsidy Statement

FY 2020-21 (3rd Qtr)

Description	3rd Qtr's	Sales Mix	No. of Consumers	Sanctioned Load	Load Factor	Determined & Notified Tariff FY 2019-20		GoP Notified Tariff FY 2019-20		Subsidy	
						Fixed Charge	Variable Charge	Fixed Charge	Variable Charge	Fixed Charge	Variable Charge
	(MkWh)	(%age)		(kW)	(%age)	(Rs/kW/M)	(Rs/kWh)	(Rs/kW/M)	(Rs/kWh)	(Rs/kW/M)	(Rs/kWh)
Residential - A1											
Upto - 50	6.88	1.42%	68,102.00	105,026.80	0.01%	75.00	4.00	75.00	3.95	0.00	0.05
1-100 GoP Tariff	101.02	21.47%	285,639.00	104,390.56		150.00	17.28	150.00	7.74		9.54
101 - 200 GoP Tariff	71.01	15.09%	119,536.00	176,039.97	0.05%	0.00	20.31		10.06	-	10.25
201 - 300 GoP Tariff	55.71	11.84%	76,084.00	98,175.66		0.00	23.00		12.15	-	10.85
301 - 700 GoP Tariff	31.77	6.75%	75,586.00	148,374.79	0.02%	0.00	24.61		19.55	-	5.06
Above -700 GoP	4.82	1.02%	25,480.00	46,954.85	0.01%	0.00	26.99		22.65	-	4.34
A-1B(03) T Peak	0.30	0.06%	-	26,754.25	0.00%	0.00	27.00		22.65	-	4.35
A-1B(03) T Off- Peak	1.60	0.34%	2,356.00	-		0.00	21.05		16.33	-	4.72
E-11(55) Temp.	0.00	0.00%	2.00	8.68		0.00	24.65		22.79	-	1.86
Sub-Total	**272.89**	**58.00%**	**654,285**	**704,726**						-	0.00
For Peak Load Requirement Upto 20 KW											
Commercial - A2A (04)	11.39	2.42%	120,691.34	132,383.29		175.00	26.93	175.00	19.95		6.98
A-2B(05)	2.14	0.45%	770.00	245.38	0.99%	440.00	24.83	440.00	21.63		3.20
A-2C (06) T Peak	3.59	0.76%	-	9,230.06		400.00	26.84	400.00	23.55		3.29
A-2C (06) T Off -Peak	17.41	3.70%	4,450.00	66,003.45		400.00	20.89	400.00	17.58	-	3.31
E-1ii(56) TEMP.	-	0.00%	-	-	#DIV/0!	50.00	36.93	50.00	20.34	-	16.59
Sub-Total	**34.53**	**7.34%**	**125,911.34**	**207,862.19**							
Industrial					#DIV/0!						
Industrial B-1 (07)	2.46	0.52%	4,654.00	66,293.54		0.00	28.41		17.23	-	11.18
B-1(09) PEAK	1.08	0.23%	-	46,136.38	0.00%	0.00	27.01		20.79		6.22
B-1(09) OFF-PEAK	10.81	2.30%	5,892.00	-		0.00	21.06		15.23		5.83
B-2A (10)	4.08	0.87%	805.00	72,555.27	0.01%	440.00	23.74	440.00	16.73	-	7.01
B-2B-(12) T Peak	5.54	1.18%	-	186,219.77		440.00	26.84	440.00	20.73		6.11
B-2B-(12) T Off-Peak	37.94	8.06%	2,554.00	-	#DIV/0!	440.00	20.59	440.00	15.02		5.57
B-3 (14) T Peak	0.75	0.16%	-	3,018.42		440.00	26.84	380.00	20.73		6.11
B-3 (14) T Off-Peak	4.02	0.85%	36.00	18,880.31	0.02%	420.00	18.59	420.00	14.93	-	3.66
B-4 (17) - Peak	0.44	0.09%	-	11,944.46	0.00%	420.00	26.40	420.00	20.73	-	5.67
B-4 (17) - Off Peak	2.87	0.61%	3.00	-	#DIV/0!	400.00	20.49	400.00	14.83	-	5.66
E-2 (58) Temp	0.22	0.05%	18.00	-	#DIV/0!	0.00	24.41		18.31	-	6.10
Sub-Total	**70.20**	**14.92%**	**13,917.00**	**407,048.15**							
Single Point Supply for Further Distribution											
C-1A (19)	0.67	0.14%	186.00	2,771.23		0.00	29.71		20.63	-	9.08
C-1B (25)	5.46	1.16%	175.00	18,303.06	0.03%	440.00	26.94	440.00	20.13	0.00	6.81
C-1C(26)T Peak	1.00	0.21%	20.00	11,620.23	0.01%	440.00	26.84	440.00	23.55		3.29
C-1C(26)T Off Peak	6.11	1.30%	155.00	-	#DIV/0!	440.00	20.89	440.00	16.95		3.94
C-2A (28)	2.19	0.46%	16.00	-	#DIV/0!	420.00	24.04	420.00	19.93	-	4.11
C-2B (29)T Peak	2.35	0.50%	40.00	7,424.33	0.04%	420.00	26.84	420.00	23.55	-	3.29
C-2B(29)T Off-Peak	12.04	2.56%	13.00	17,579.27		420.00	20.59	420.00	16.75	-	3.94
Sub-Total	**29.82**	**6.34%**	**605.00**	**57,698.13**							
Agriculture Tubewell - Tariff D											
Agriculture D-1A (41,42,43,44,46)	1.35	0.29%	2,126.59	92,554.53	0.00%	0.00	28.54		17.63	-	10.91
D2 (NOR)	2.78	0.59%	2,877.09	25,140.44	0.01%	200.00	26.85	200.00	20.55	-	6.30
D-1B(T) Peak	4.96	1.06%		61,886.10	0.01%	200.00	20.61	200.00	13.30	-	7.31
D-1B(T) Off-Peak	8.25	1.76%	38.35	-	#DIV/0!	200.00	22.91	200.00	5.35	-	17.56
D-1B(T) Peak (SUB)	0.53	0.11%	523.70	6,522.17		200.00	26.86	200.00	7.30	-	19.56
D-1B(T) Off-Peak	0.37	0.08%	3,704.27	-		200.00	18.41	200.00	7.30	-	11.11
	18.25	**3.88%**	**9,270.00**	**186,103.24**							
Public Lighting - Tariff G											
G(I)	3.24	0.69%	425.00	13,029.28		0.00	24.01		20.63	0.00	3.38
Housing Colonies - Tariff H										0.00	
H(1)	0.22	0.05%	19.00	2,333.84	0.01%	0.00	24.01		20.63	-	3.38
AJK Bulk Supply											
A-3 (66) General Supply	41.37	8.79%	14,383.66	106,026.80	0.04%	0.00	22.55		19.51	-	3.04
Total	**470.52**	**100.00%**	**818,816.00**	**1,684,327.19**	0.03%						

Sukkur Electric Power Company Ltd.

FORM - 27 (b)

SUKKUR ELECTRIC POWR COMPANY LTD.

Revenue & Subsidy Statement

FY 2020-21 (Apr)

Description	Apr-21	Sales Mix	No. of Consumers	Sanctioned Load	Load Factor	Determined & Notified Tariff FY 2019-20		GoP Notified Tariff FY 2019-20		Subsidy	
						Fixed Charge	Variable Charge	Fixed Charge	Variable Charge	Fixed Charge	Variable Charge
	(MkWh)	(%age)		(kW)	(%age)	(Rs/kW/M)	(Rs/kWh)	(Rs/kW/M)	(Rs/kWh)	(Rs/kW/M)	(Rs/kWh)
Residential - A1											
Upto - 50	3.14	1.42%	68,102.00	106,026.80	0.00%	75.00	4.00	75.00	3.95	0.00	0.05
1-100 GoP Tariff	47.58	21.47%	285,639.00	104,390.56		150.00	17.28	150.00	7.74		9.54
101 - 200 GoP Tariff	33.45	15.09%	119,536.00	176,039.97	0.02%	0.00	20.31		10.06	-	10.25
201 - 300 GoP Tariff	26.24	11.84%	76,084.00	98,175.66		0.00	23.00		12.15	-	10.85
301 - 700 GoP Tariff	14.96	6.75%	75,586.00	146,374.79	0.01%	0.00	24.61		19.55	-	5.06
Above -700 GoP	2.27	1.02%	26,480.00	46,954.85	0.01%	0.00	26.99		22.65	-	4.34
A-1B(03) T Peak	0.14	0.06%	-	26,754.25	0.00%	0.00	27.00		22.65	-	4.35
A-1B(03) T Off- Peak	0.75	0.34%	2,856.00	-		0.00	21.05		16.33	-	4.72
E-11(55) Temp.	0.00	0.00%	2.00	8.68		0.00	24.65		22.79	-	1.86
Sub-Total	**128.54**	58.00%	**654,285**	**704,726**						-	0.00
For Peak Load Requirement Upto 20 KW											
Commercial - A2A (04)	5.36	2.42%	120,691.34	132,383.29		175.00	26.93	175.00	19.95		6.98
A-2B(05)	1.01	0.45%	770.00	245.38	0.47%	440.00	24.83	440.00	21.63		3.20
A-2C (06) T Peak	1.59	0.76%	-	9,230.06		400.00	26.84	400.00	23.55		3.29
A-2C (06) T Off -Peak	8.20	3.70%	4,450.00	66,003.45		400.00	20.89	400.00	17.58	-	3.31
E-1ii(56) TEMP.		0.00%	-	-	#DIV/0!	50.00	36.93	50.00	20.34	-	16.59
Sub-Total	**16.26**	7.34%	**125,911.34**	**207,862.19**							
Industrial					#DIV/0!						
Industrial B-1 (07)	1.16	0.52%	4,654.00	66,293.54		0.00	28.41		17.23	-	11.18
B-1(09) PEAK	0.51	0.23%	-	46,136.38	0.00%	0.00	27.01		20.79		6.22
B-1(09) OFF-PEAK	5.09	2.30%	5,692.00	-		0.00	21.06		15.23		5.83
B-2A (10)	1.92	0.87%	805.00	72,555.27	0.00%	440.00	23.74	440.00	16.73	-	7.01
B-2B-(12) T Peak	2.61	1.18%	-	188,219.77		440.00	26.84	440.00	20.73		6.11
B-2B-(12) T Off-Peak	17.87	8.06%	2,654.00	-	#DIV/0!	440.00	20.69	440.00	15.02		5.67
B-3 (14) T Peak	0.35	0.16%	-	3,018.42		440.00	26.84	380.00	20.73		6.11
B-3 (14) T Off-Peak	1.89	0.85%	36.00	18,880.31	0.01%	420.00	18.59	420.00	14.93	-	3.66
B-4 (17) - Peak	0.21	0.09%	-	11,944.46	0.00%	420.00	26.40	420.00	20.73	-	5.67
B-4 (17) - Off Peak	1.35	0.61%	3.00	-	#DIV/0!	400.00	20.49	400.00	14.83	-	5.66
E-2 (58) Temp	0.10	0.05%	18.00	-	#DIV/0!	0.00	24.41		18.31	-	6.10
Sub-Total	**33.07**	14.92%	**13,917.00**	**407,048.15**							
Single Point Supply for Further Distribution											
C-1A (19)	0.32	0.14%	186.00	2,771.23		0.00	29.71		20.63	-	9.08
C-1B (25)	2.57	1.16%	175.00	18,303.06	0.02%	440.00	26.94	440.00	20.13	0.00	6.81
C-1C(26)T Peak	0.47	0.21%	20.00	11,620.23	0.00%	440.00	26.84	440.00	23.55		3.29
C-1C(26)T Off Peak	2.88	1.30%	155.00	-	#DIV/0!	440.00	20.89	440.00	16.95		3.94
C-2A (28)	1.03	0.46%	16.00	-	#DIV/0!	420.00	24.04	420.00	19.93	-	4.11
C-2B (29)T Peak	1.11	0.50%	40.00	7,424.33	0.02%	420.00	26.84	420.00	23.55	-	3.29
C-2B(29)T Off-Peak	5.67	2.56%	13.00	17,579.27		420.00	20.69	420.00	16.75	-	3.94
Sub-Total	**14.05**	6.34%	**605.00**	**57,698.13**							
Agriculture Tubewell - Tariff D											
Agriculture D-1A (41,42,43,44,46)	0.64	0.29%	2,126.59	92,554.53	0.00%	0.00	28.54		17.63	-	10.91
D2 (NOR)	1.31	0.59%	2,877.09	25,140.44	0.01%	200.00	26.85	200.00	20.55	-	6.30
D-1B(T) Peak	2.34	1.06%		61,886.10	0.00%	200.00	20.61	200.00	13.30	-	7.31
D-1B(T) Off-Peak	3.89	1.76%	38.35	-	#DIV/0!	200.00	22.91	200.00	5.35	-	17.56
D-1B(T) Peak (SUB)	0.25	0.11%	523.70	6,522.17		200.00	26.86	200.00	7.30	-	19.56
D-1B(T) Off-Peak	0.17	0.08%	3,704.27	-		200.00	18.41	200.00	7.30	-	11.11
	8.60	3.88%	**9,270.00**	**186,103.24**							
Public Lighting - Tariff G											
G(I)	1.53	0.69%	425.00	13,029.28		0.00	24.01		20.63	0.00	3.38
Housing Colonies - Tariff H										0.00	
H(1)	0.10	0.05%	19.00	2,333.84	0.00%	0.00	24.01		20.63	-	3.38
AJK Bulk Supply											
A-3 (66) General Supply	19.48	8.79%	14,383.66	106,026.80	0.02%	0.00	22.55		19.51	-	3.04
Total	**221.63**	**100.00%**	**818,816.00**	**1,684,327.19**	0.02%						

Sukkur Electric Power Company Ltd.

FORM - 27 (b)

SUKKUR ELECTRIC POWR COMPANY LTD.

Revenue & Subsidy Statement

FY 2020-21 (May)

Description	May-21	Sales Mix	No. of Consumers	Sanctioned Load	Load Factor	Determined & Notified Tariff FY 2019-20		GoP Notified Tariff FY 2019-20		Subsidy	
						Fixed Charge	Variable Charge	Fixed Charge	Variable Charge	Fixed Charge	Variable Charge
	(MkWh)	(%age)		kW	(%age)	(Rs/kW/M)	(Rs/kWh)	(Rs/kW/M)	(Rs/kWh)	(Rs/kW/M)	(Rs/kWh)
Residential - A1											
Upto - 50	4.45	1.42%	88,102.00	106,026.80	0.00%	75.00	4.00	75.00	3.95	0.00	0.05
1-100 GoP Tariff	67.47	21.47%	285,639.00	104,390.56		150.00	17.28	150.00	7.74		9.54
101 - 200 GoP Tariff	47.43	15.09%	119,536.00	176,039.97	0.03%	0.00	20.31		10.06	-	10.25
201 - 300 GoP Tariff	37.21	11.84%	76,084.00	98,175.66		0.00	23.00		12.15	-	10.85
301 - 700 GoP Tariff	21.22	6.75%	75,586.00	146,374.79	0.02%	0.00	24.61		19.55	-	5.06
Above -700 GoP	3.22	1.02%	26,480.00	46,954.85	0.01%	0.00	26.99		22.65	-	4.34
A-1B(03) T Peak	0.20	0.06%	-	26,754.25	0.00%	0.00	27.00		22.65	-	4.35
A-1B(03) T Off- Peak	1.07	0.34%	2,856.00	-		0.00	21.05		16.33	-	4.72
E-11(55) Temp.	0.00	0.00%	2.00	8.68		0.00	24.65		22.79	-	1.86
Sub-Total	182.27	58.00%	654,285	704,726						-	0.00
For Peak Load Requirement Upto 20 KW											
Commercial - A2A (04)	7.61	2.42%	120,691.34	132,383.29		175.00	26.93	175.00	19.95		6.98
A-2B(05)	1.43	0.45%	770.00	245.38	0.66%	440.00	24.83	440.00	21.63		3.20
A-2C (06) T Peak	2.40	0.76%	-	9,230.06		400.00	26.84	400.00	23.55		3.29
A-2C (06) T Off -Peak	11.63	3.70%	4,450.00	66,003.45		400.00	20.89	400.00	17.58	-	3.31
E-1ii(56) TEMP.		0.00%	-	-	#DIV/0!	50.00	36.93	50.00	20.34	-	16.59
Sub-Total	23.06	7.34%	125,911.34	207,862.19							
Industrial					#DIV/0!						
Industrial B-1 (07)	1.64	0.52%	4,654.00	66,293.54		0.00	28.41		17.23	-	11.18
B-1(09) PEAK	0.72	0.23%	-	46,136.38	0.00%	0.00	27.01		20.79		6.22
B-1(09) OFF-PEAK	7.22	2.30%	5,692.00	-		0.00	21.06		15.23		5.83
B-2A (10)	2.72	0.87%	805.00	72,555.27	0.00%	440.00	23.74	440.00	16.73	-	7.01
B-2B-(12) T Peak	3.70	1.18%	-	188,219.77		440.00	26.84	440.00	20.73		6.11
B-2B-(12) T Off-Peak	25.34	8.06%	2,654.00	-	#DIV/0!	440.00	20.69	440.00	15.02		5.67
B-3 (14) T Peak	0.50	0.16%	-	3,018.42		440.00	26.84	380.00	20.73		6.11
B-3 (14) T Off-Peak	2.69	0.85%	36.00	18,880.31	0.02%	420.00	18.59	420.00	14.93	-	3.66
B-4 (17) - Peak	0.30	0.09%	-	11,944.46	0.00%	420.00	26.40	420.00	20.73	-	5.67
B-4 (17) - Off Peak	1.92	0.61%	3.00	-	#DIV/0!	400.00	20.49	400.00	14.83	-	5.66
E-2 (58) Temp	0.15	0.05%	18.00	-	#DIV/0!	0.00	24.41		18.31	-	6.10
Sub-Total	46.89	14.92%	13,917.00	407,048.15							
Single Point Supply for Further Distribution											
C-1A (19)	0.45	0.14%	186.00	2,771.23		0.00	29.71		20.63	-	9.08
C-1B (25)	3.65	1.16%	175.00	18,303.06	0.02%	440.00	26.94	440.00	20.13	0.00	6.81
C-1C(26)T Peak	0.67	0.21%	20.00	11,620.23	0.01%	440.00	26.84	440.00	23.55		3.29
C-1C(26)T Off Peak	4.08	1.30%	155.00	-	#DIV/0!	440.00	20.89	440.00	16.95		3.94
C-2A (28)	1.46	0.46%	16.00	-	#DIV/0!	420.00	24.04	420.00	19.93	-	4.11
C-2B (29)T Peak	1.57	0.50%	40.00	7,424.33	0.02%	420.00	26.84	420.00	23.55	-	3.29
C-2B(29)T Off-Peak	8.04	2.56%	13.00	17,579.27		420.00	20.69	420.00	16.75	-	3.94
Sub-Total	19.92	6.34%	605.00	57,698.13							
Agriculture Tubewell - Tariff D											
Agriculture D-1A (41,42,43,44,46)	0.90	0.29%	2,126.59	92,554.53	0.00%	0.00	28.54		17.63	-	10.91
D2 (NOR)	1.85	0.59%	2,877.09	25,140.44	0.01%	200.00	26.85	200.00	20.55	-	6.30
D-1B(T) Peak	3.32	1.06%		61,386.10	0.01%	200.00	20.61	200.00	13.30	-	7.31
D-1B(T) Off-Peak	5.52	1.76%	38.35	-	#DIV/0!	200.00	22.91	200.00	5.35	-	17.56
D-1B(T) Peak (SUB)	0.35	0.11%	523.70	6,522.17		200.00	26.86	200.00	7.30	-	19.56
D-1B(T) Off-Peak	0.24	0.08%	3,704.27	-		200.00	18.41	200.00	7.30	-	11.11
	12.19	3.88%	9,270.00	186,103.24							
Public Lighting - Tariff G											
G(I)	2.16	0.69%	425.00	13,029.28		0.00	24.01		20.63	0.00	3.38
Housing Colonies - Tariff H										0.00	
H(1)	0.14	0.05%	19.00	2,333.84	0.01%	0.00	24.01		20.63	-	3.38
AJK Bulk Supply											
A-3 (66) General Supply	27.63	8.79%	14,383.66	106,026.80	0.03%	0.00	22.55		19.51	-	3.04
Total	314.27	100.00%	818,815.00	1,684,827.19	0.02%						

Sukkur Electric Power Company Ltd.

FORM - 27 (b)

SUKKUR ELECTRIC POWR COMPANY LTD.

Revenue & Subsidy Statement

FY 2020-21 (Jun)

Description	Jun-21	Sales Mix	No. of Consumers	Sanctioned Load	Load Factor	Determined & Notified Tariff FY 2019-20		GoP Notified Tariff FY 2019-20		Subsidy	
						Fixed Charge	Variable Charge	Fixed Charge	Variable Charge	Fixed Charge	Variable Charge
	(MkWh)	(%age)		(kW)	(%age)	(Rs/kW/M)	(Rs/kWh)	(Rs/kW/M)	(Rs/kWh)	(Rs/kW/M)	(Rs/kWh)
Residential - A1											
Upto - 50	4.52	1.42%	68,102.00	106,026.80	0.00%	75.00	4.00	75.00	3.95	0.00	0.05
1-100 GoP Tariff	70.04	21.47%	285,639.00	104,390.56		150.00	17.28	150.00	7.74		9.54
101 - 200 GoP Tariff	49.23	15.09%	119,536.00	176,039.97	0.03%	0.00	20.31		10.06	-	10.25
201 - 300 GoP Tariff	38.63	11.84%	76,084.00	98,175.66		0.00	23.00		12.15	-	10.85
301 - 700 GoP Tariff	22.02	6.75%	75,586.00	146,374.79	0.02%	0.00	24.61		19.55	-	5.06
Above -700 GoP	3.34	1.02%	26,480.00	46,954.85	0.01%	0.00	26.99		22.65	-	4.34
A-1B(03) T Peak	0.21	0.06%	-	26,754.25	0.00%	0.00	27.00		22.65	-	4.35
A-1B(03) T Off- Peak	1.11	0.34%	2,856.00	-		0.00	21.05		16.33	-	4.72
E-11(55) Temp.	0.00	0.00%	2.00	8.68		0.00	24.65		22.79	-	1.86
Sub-Total	**189.19**	58.00%	**654,285**	**704,726**						-	0.00
For Peak Load Requirement Upto 20 KW											
Commercial - A2A (04)	7.90	2.42%	120,691.34	132,383.29		175.00	26.93	175.00	19.95		6.98
A-2B(05)	1.48	0.45%	770.00	245.38	0.69%	440.00	24.83	440.00	21.63		3.20
A-2C (06) T Peak	2.49	0.76%	-	9,230.06		400.00	26.84	400.00	23.55		3.29
A-2C (06) T Off -Peak	12.07	3.70%	4,450.00	66,003.45		400.00	20.89	400.00	17.58	-	3.31
E-1ii(56) TEMP.		0.00%	-	-	#DIV/0!	50.00	36.93	50.00	20.34	-	16.59
Sub-Total	**23.94**	7.34%	**125,911.34**	**207,862.19**							
Industrial					#DIV/0!						
Industrial B-1 (07)	1.71	0.52%	4,654.00	66,293.54		0.00	28.41		17.23	-	11.18
B-1(09) PEAK	0.75	0.23%	-	46,136.38	0.00%	0.00	27.01		20.79		6.22
B-1(09) OFF-PEAK	7.49	2.30%	5,692.00	-		0.00	21.06		15.23		5.83
B-2A (10)	2.83	0.87%	805.00	72,555.27	0.00%	440.00	23.74	440.00	16.73	-	7.01
B-2B-(12) T Peak	3.84	1.18%	-	188,219.77		440.00	26.84	440.00	20.73		6.11
B-2B-(12) T Off-Peak	26.30	8.06%	2,654.00	-	#DIV/0!	440.00	20.69	440.00	15.02		5.67
B-3 (14) T Peak	0.52	0.16%	-	3,018.42		440.00	26.84	380.00	20.73		6.11
B-3 (14) T Off-Peak	2.79	0.85%	36.00	18,880.31	0.02%	420.00	18.59	420.00	14.93	-	3.66
B-4 (17) - Peak	0.31	0.09%	-	11,944.46	0.00%	420.00	25.40	420.00	20.73	-	5.57
B-4 (17) - Off Peak	1.99	0.61%	3.00	-	#DIV/0!	400.00	20.49	400.00	14.83	-	5.66
E-2 (58) Temp	0.15	0.05%	18.00	-	#DIV/0!	0.00	24.41		18.31	-	6.10
Sub-Total	**48.67**	14.92%	**13,917.00**	**407,048.15**							
Single Point Supply for Further Distribution											
C-1A (19)	0.46	0.14%	186.00	2,771.23		0.00	29.71		20.63	-	9.08
C-1B (25)	3.78	1.16%	175.00	18,303.06	0.02%	440.00	26.94	440.00	20.13	0.00	6.81
C-1C(26)T Peak	0.69	0.21%	20.00	11,620.23	0.01%	440.00	26.84	440.00	23.55		3.29
C-1C(26)T Off Peak	4.24	1.30%	155.00	-	#DIV/0!	440.00	20.89	440.00	16.95		3.94
C-2A (28)	1.52	0.46%	16.00	-	#DIV/0!	420.00	24.04	420.00	19.93	-	4.11
C-2B (29)T Peak	1.63	0.50%	40.00	7,424.33	0.03%	420.00	26.84	420.00	23.55	-	3.29
C-2B(29)T Off-Peak	8.35	2.56%	13.00	17,579.27		420.00	20.69	420.00	16.75	-	3.94
Sub-Total	**20.67**	6.34%	**605.00**	**57,698.13**							
Agriculture Tubewell - Tariff D											
Agriculture D-1A (41,42,43,44,46)	0.94	0.29%	2,126.59	92,554.53	0.00%	0.00	28.54		17.63	-	10.91
D2 (NOR)	1.92	0.59%	2,877.09	25,140.44	0.01%	200.00	26.85	200.00	20.55	-	6.30
D-1B(T) Peak	3.44	1.06%		61,886.10	0.01%	200.00	20.61	200.00	13.30	-	7.31
D-1B(T) Off-Peak	5.73	1.76%	38.35	-	#DIV/0!	200.00	22.91	200.00	5.35	-	17.56
D-1B(T) Peak (SUB)	0.37	0.11%	523.70	6,522.17		200.00	26.86	200.00	7.30	-	19.56
D-1B(T) Off-Peak	0.25	0.08%	3,704.27	-		200.00	18.41	200.00	7.30	-	11.11
	12.65	3.88%	**9,270.00**	**186,103.24**							
Public Lighting - Tariff G											
G(I)	2.25	0.69%	425.00	13,029.28		0.00	24.01		20.63	0.00	3.38
Housing Colonies - Tariff H										0.00	
H(1)	0.15	0.05%	19.00	2,333.84	0.01%	0.00	24.01		20.63	-	3.38
AJK Bulk Supply											
A-3 (66) General Supply	28.68	8.79%	14,383.66	106,026.80	0.03%	0.00	22.55		19.51	-	3.04
Total	**326.21**	**100.00%**	**818,816.00**	**1,684,827.19**	0.02%						

Sukkur Electric Power Company Ltd.

FORM - 27 (b)

SUKKUR ELECTRIC POWR COMPANY LTD.

Revenue & Subsidy Statement

FY 2020-21 (4th Qtr)

Description	4th Qtr	Sales Mix	No. of Consumers	Sanctioned Load	Load Factor	Determined & Notified Tariff FY 2019-20		GoP Notified Tariff FY 2019-20		Subsidy	
						Fixed Charge	Variable Charge	Fixed Charge	Variable Charge	Fixed Charge	Variable Charge
	(MkWh)	(%age)		(kW)	(%age)	(Rs/kW/M)	(Rs/kWh)	(Rs/kW/M)	(Rs/kWh)	(Rs/kW/M)	(Rs/kWh)
Residential - A1											
Upto - 50	12.20	1.42%	68,102.00	106,926.80	0.01%	75.00	4.00	75.00	3.95	0.00	0.05
1-100 GoP Tariff	185.09	21.47%	285,639.00	104,390.56		150.00	17.28	150.00	7.74		9.54
101 - 200 GoP Tariff	130.10	15.09%	119,536.00	176,039.97	0.08%	0.00	20.31		10.06	-	10.25
201 - 300 GoP Tariff	102.08	11.84%	76,084.00	98,175.86		0.00	23.00		12.15	-	10.85
301 - 700 GoP Tariff	58.21	6.75%	75,586.00	146,374.79	0.05%	0.00	24.51		19.55	-	5.06
Above -700 GoP	8.83	1.02%	26,480.00	46,954.85	0.02%	0.00	26.99		22.65	-	4.34
A-1B(03) T Peak	0.56	0.06%	-	26,754.25	0.00%	0.00	27.00		22.65	-	4.35
A-1B(03) T Off- Peak	2.94	0.34%	2,856.00	-		0.00	21.05		16.33	-	4.72
E-11(55) Temp.	0.00	0.00%	2.00	8.68		0.00	24.65		22.79	-	1.86
Sub-Total	**500.01**	58.00%	**654,285**	**704,726**						-	0.00
For Peak Load Requirement Upto 20 KW											
Commercial - A2A (04)	20.87	2.42%	120,691.34	132,383.29		175.00	26.93	175.00	19.95		6.98
A-2B(05)	3.91	0.45%	770.00	245.38	1.82%	440.00	24.83	440.00	21.63		3.20
A-2C (06) T Peak	6.58	0.76%	-	9,230.06		400.00	26.84	400.00	23.55		3.29
A-2C (06) T Off -Peak	31.91	3.70%	4,450.00	66,003.45		400.00	20.89	400.00	17.58	-	3.31
E-1ii(56) TEMP.	-	0.00%	-	-	#DIV/0!	50.00	36.93	50.00	20.34	-	16.59
Sub-Total	**63.26**	7.34%	**125,911.34**	**207,862.19**							
Industrial					#DIV/0!						
Industrial B-1 (07)	4.51	0.52%	4,654.00	66,293.54		0.00	28.41		17.23	-	11.18
B-1(09) PEAK	1.98	0.23%	-	46,136.38	0.00%	0.00	27.01		20.79		6.22
B-1(09) OFF-PEAK	19.80	2.30%	5,692.00	-		0.00	21.06		15.23		5.83
B-2A (10)	7.47	0.87%	805.00	72,555.27	0.01%	440.00	23.74	440.00	16.73	-	7.01
B-2B-(12) T Peak	10.16	1.18%	-	188,219.77		440.00	26.84	440.00	20.73		6.11
B-2B-(12) T Off-Peak	69.51	8.06%	2,654.00	-	#DIV/0!	440.00	20.69	440.00	15.02		5.67
B-3 (14) T Peak	1.37	0.16%	-	3,018.42		440.00	26.84	380.00	20.73		6.11
B-3 (14) T Off-Peak	7.37	0.85%	36.00	18,880.31	0.04%	420.00	18.59	420.00	14.93	-	3.66
B-4 (17) - Peak	0.81	0.09%	-	11,944.46	0.01%	420.00	26.40	420.00	20.73	-	5.67
B-4 (17) - Off Peak	5.25	0.61%	3.00	-	#DIV/0!	400.00	20.49	400.00	14.83	-	5.66
E-2 (58) Temp	0.40	0.05%	18.00	-	#DIV/0!	0.00	24.41		18.31	-	6.10
Sub-Total	**128.63**	14.92%	**13,917.00**	**407,048.15**							
Single Point Supply for Further Distribution											
C-1A (19)	1.23	0.14%	186.00	2,771.23		0.00	29.71		20.63	-	9.08
C-1B (25)	10.00	1.16%	175.00	18,303.06	0.06%	440.00	26.94	440.00	20.13	0.00	6.81
C-1C(26)T Peak	1.83	0.21%	20.00	11,620.23	0.02%	440.00	26.84	440.00	23.55		3.29
C-1C(26)T Off Peak	11.20	1.30%	155.00	-	#DIV/0!	440.00	20.89	440.00	16.95		3.94
C-2A (28)	4.01	0.46%	16.00	-	#DIV/0!	420.00	24.04	420.00	19.93	-	4.11
C-2B (29)T Peak	4.31	0.50%	40.00	7,424.33	0.07%	420.00	26.84	420.00	23.55	-	3.29
C-2B(29)T Off-Peak	22.07	2.56%	13.00	17,579.27		420.00	20.69	420.00	16.75	-	3.94
Sub-Total	**54.64**	6.34%	**605.00**	**57,698.13**							
Agriculture Tubewell - Tariff D											
Agriculture D-1A (41,42,43,44,46)	2.48	0.29%	2,126.59	92,554.53	0.00%	0.00	28.54		17.63	-	10.91
D2 (NOR)	5.09	0.59%	2,977.09	25,140.44	0.02%	200.00	26.85	200.00	20.55	-	6.30
D-1B(T) Peak	9.10	1.06%		61,886.10	0.02%	200.00	20.61	200.00	13.30	-	7.31
D-1B(T) Off-Peak	15.14	1.76%	38.35	-	#DIV/0!	200.00	22.91	200.00	5.35	-	17.56
D-1B(T) Peak (SUB)	0.97	0.11%	523.70	6,522.17		200.00	26.86	200.00	7.30	-	19.56
D-1B(T) Off-Peak	0.67	0.08%	3,704.27	-		200.00	18.41	200.00	7.30	-	11.11
	33.44	3.88%	**9,270.00**	**186,103.24**							
Public Lighting - Tariff G											
G(I)	5.94	0.69%	425.00	13,029.28		0.00	24.01		20.63	0.00	3.38
Housing Colonies - Tariff H										0.00	
H(1)	0.40	0.05%	19.00	2,333.84	0.02%	0.00	24.01		20.63	-	3.38
AJK Bulk Supply											
A-3 (66) General Supply	75.79	8.79%	14,383.66	106,026.80	0.08%	0.00	22.55		19.51	-	3.04
Total	**862.11**	**100.00%**	**818,816.00**	**1,684,827.19**	0.06%						

Sukkur Electric Power Company Ltd.

FORM - 27 (b)

SUKKUR ELECTRIC POWR COMPANY LTD.

Revenue & Subsidy Statement

FY 2021-22 (Jul)

Description	Jul-21	Sales Mix	No. of Consumers	Sanctioned Load	Load Factor	Determined & Notified Tariff FY 2019-20		GoP Notified Tariff FY 2019-20		Subsidy	
						Fixed Charge	Variable Charge	Fixed Charge	Variable Charge	Fixed Charge	Variable Charge
	(MkWh)	(%age)		(kW)	(%age)	(Rs/kW/M)	(Rs/kWh)	(Rs/kW/M)	(Rs/kWh)	(Rs/kW/M)	(Rs/kWh)
Residential - A1											
Upto - 50	3.89	1.42%	68,102.00	106,026.80	0.00%	75.00	4.00	75.00	3.95	0.00	0.05
1-100 GoP Tariff	58.98	21.47%	325,639.00	104,390.56		150.00	17.28	150.00	7.74		9.54
101 - 200 GoP Tariff	41.46	15.09%	119,536.00	176,039.97	0.03%	0.00	20.31		10.06	-	10.25
201 - 300 GoP Tariff	32.53	11.84%	76,084.00	98,175.66		0.00	23.00		12.15	-	10.85
301 - 700 GoP Tariff	18.55	6.75%	75,586.00	146,374.79	0.01%	0.00	24.61		19.55	-	5.06
Above -700 GoP	2.81	1.02%	26,480.00	46,954.85	0.01%	0.00	26.99		22.65	-	4.34
A-1B(03) T Peak	0.18	0.06%	-	26,754.25	0.00%	0.00	27.00		22.65	-	4.35
A-1B(03) T Off- Peak	0.94	0.34%	2,856.00	-		0.00	21.05		16.33	-	4.72
E-11(55) Temp.	0.00	0.00%	2.00	8.68		0.00	24.65		22.79	-	1.86
Sub-Total	**159.34**	58.00%	**694,285**	**704,726**						-	0.00
For Peak Load Requirement Upto 20 KW											
Commercial - A2A (04)	6.65	2.42%	120,691.34	132,383.29		175.00	26.93	175.00	19.95		6.98
A-2B(05)	1.25	0.45%	770.00	245.38	0.58%	440.00	24.83	440.00	21.63		3.20
A-2C (06) T Peak	2.10	0.76%	-	9,230.06		400.00	26.84	400.00	23.55		3.29
A-2C (06) T Off -Peak	10.17	3.70%	4,450.00	66,003.45		400.00	20.89	400.00	17.58	-	3.31
E-1ii(56) TEMP.		0.00%	-	-	#DIV/0!	50.00	36.93	50.00	20.34	-	16.59
Sub-Total	**20.16**	7.34%	**125,911.34**	**207,862.19**							
Industrial					#DIV/0!						
Industrial B-1 (07)	1.44	0.52%	4,654.00	66,293.54		0.00	28.41		17.23	-	11.18
B-1(09) PEAK	0.63	0.23%	-	46,136.38	0.00%	0.00	27.01		20.79		6.22
B-1(09) OFF-PEAK	6.31	2.30%	5,692.00	-		0.00	21.06		15.23		5.83
B-2A (10)	2.38	0.87%	805.00	72,555.27	0.00%	440.00	23.74	440.00	16.73	-	7.01
B-2B-(12) T Peak	3.24	1.18%	-	188,219.77		440.00	26.84	440.00	20.73		6.11
B-2B-(12) T Off-Peak	22.15	8.06%	2,654.00	-	#DIV/0!	440.00	20.69	440.00	15.02		5.67
B-3 (14) T Peak	0.44	0.16%	-	3,018.42		440.00	26.84	380.00	20.73		6.11
B-3 (14) T Off-Peak	2.35	0.85%	36.00	18,880.31	0.01%	420.00	18.59	420.00	14.93	-	3.66
B-4 (17) - Peak	0.26	0.09%	-	11,944.46	0.00%	420.00	26.40	420.00	20.73	-	5.67
B-4 (17) - Off Peak	1.67	0.61%	3.00	-	#DIV/0!	400.00	20.49	400.00	14.83	-	5.66
E-2 (58) Temp	0.13	0.05%	18.00	-	#DIV/0!	0.00	24.41		18.31	-	6.10
Sub-Total	**40.99**	14.92%	**13,917.00**	**407,048.15**							
Single Point Supply for Further Distribution											
C-1A (19)	0.39	0.14%	186.00	2,771.23		0.00	29.71		20.63	-	9.08
C-1B (25)	3.19	1.16%	175.00	18,303.06	0.02%	440.00	26.94	440.00	20.13	0.00	6.81
C-1C(26)T Peak	0.58	0.21%	20.00	11,620.23	0.01%	440.00	26.84	440.00	23.55		3.29
C-1C(26)T Off Peak	3.57	1.30%	155.00	-	#DIV/0!	440.00	20.89	440.00	16.95		3.94
C-2A (28)	1.28	0.46%	16.00	-	#DIV/0!	420.00	24.04	420.00	19.93	-	4.11
C-2B (29)T Peak	1.37	0.50%	40.00	7,424.33	0.02%	420.00	26.84	420.00	23.55	-	3.29
C-2B(29)T Off-Peak	7.03	2.56%	13.00	17,579.27		420.00	20.69	420.00	16.75	-	3.94
Sub-Total	**17.41**	6.34%	**605.00**	**57,698.13**							
Agriculture Tubewell - Tariff D											
Agriculture D-1A (41,42,43,44,46)	0.79	0.29%	2,126.59	92,554.53	0.00%	0.00	28.54		17.63	-	10.91
D2 (NOR)	1.62	0.59%	2,877.09	25,140.44	0.01%	200.00	26.85	200.00	20.55	-	6.30
D-1B(T) Peak	2.90	1.06%		61,886.10	0.01%	200.00	20.61	200.00	13.30	-	7.31
D-1B(T) Off-Peak	4.83	1.76%	38.35	-	#DIV/0!	200.00	22.91	200.00	5.35	-	17.56
D-1B(T) Peak (SUB)	0.31	0.11%	523.70	6,522.17		200.00	26.86	200.00	7.30	-	19.56
D-1B(T) Off-Peak	0.21	0.08%	3,704.27	-		200.00	18.41	200.00	7.30	-	11.11
	10.66	3.88%	**9,270.00**	**186,103.24**							
Public Lighting - Tariff G											
G(I)	1.89	0.69%	425.00	13,029.28		0.00	24.01		20.63	0.00	3.38
Housing Colonies - Tariff H										0.00	
H(1)	0.13	0.05%	19.00	2,333.84	0.01%	0.00	24.01		20.63	-	3.38
AJK Bulk Supply											
A-3 (66) General Supply	24.15	8.79%	14,383.66	106,026.80	0.03%	0.00	22.55		19.51	-	3.04
Total	**274.72**	**100.00%**	**858,816**	**1,684,827.19**	0.02%						

Sukkur Electric Power Company Ltd.

FORM - 27 (b)

SUKKUR ELECTRIC POWR COMPANY LTD.

Revenue & Subsidy Statement

FY 2021-22 (Aug)

Description	Aug-21	Sales Mix	No. of Consumers	Sanctioned Load	Load Factor	Determined & Notified Tariff FY 2019-20		GoP Notified Tariff FY 2019-20		Subsidy	
						Fixed Charge	Variable Charge	Fixed Charge	Variable Charge	Fixed Charge	Variable Charge
	(MkWh)	(%age)		(kW)	(%age)	(Rs/kW/M)	(Rs/kWh)	(Rs/kW/M)	(Rs/kWh)	(Rs/kW/M)	(Rs/kWh)
Residential - A1											
Upto - 50	4.43	1.42%	68,102.00	106,026.80	0.00%	75.00	4.00	75.00	3.95	0.00	0.05
1-100 GoP Tariff	67.16	21.47%	325,539.00	104,390.56		150.00	17.28	150.00	7.74		9.54
101 - 200 GoP Tariff	47.21	15.09%	119,536.00	176,039.97	0.03%	0.00	20.31		10.06	-	10.25
201 - 300 GoP Tariff	37.04	11.84%	76,084.00	98,175.66		0.00	23.00		12.15	-	10.85
301 - 700 GoP Tariff	21.12	6.75%	75,586.00	146,374.79	0.02%	0.00	24.61		19.55	-	5.06
Above -700 GoP	3.20	1.02%	26,480.00	46,954.85	0.01%	0.00	26.99		22.65	-	4.34
A-1B(03) T Peak	0.20	0.06%	-	26,754.25	0.00%	0.00	27.00		22.65	-	4.35
A-1B(03) T Off- Peak	1.07	0.34%	2,856.00	-		0.00	21.05		16.33	-	4.72
E-11(55) Temp.	0.00	0.00%	2.00	8.68		0.00	24.65		22.79	-	1.86
Sub-Total	**181.44**	**58.00%**	**694,285**	**704,726**						-	0.00
For Peak Load Requirement Upto 20 KW											
Commercial - A2A (04)	7.57	2.42%	120,691.34	132,383.29		175.00	26.93	175.00	19.95		6.98
A-2B(05)	1.42	0.45%	770.00	245.38	0.66%	440.00	24.83	440.00	21.63		3.20
A-2C (06) T Peak	2.39	0.76%	-	9,230.06		400.00	26.84	400.00	23.55		3.29
A-2C (06) T Off -Peak	11.58	3.70%	4,450.00	66,003.45		400.00	20.89	400.00	17.58	-	3.31
E-1ii(56) TEMP.		0.00%	-	-	#DIV/0!	50.00	36.93	50.00	20.34	-	16.59
Sub-Total	**22.96**	**7.34%**	**125,911.34**	**207,862.19**							
Industrial					#DIV/0!						
Industrial B-1 (07)	1.64	0.52%	4,654.00	66,293.54		0.00	28.41		17.23	-	11.18
B-1(09) PEAK	0.72	0.23%	-	46,136.38	0.00%	0.00	27.01		20.79		6.22
B-1(09) OFF-PEAK	7.18	2.30%	5,692.00	-		0.00	21.06		15.23		5.83
B-2A (10)	2.71	0.87%	805.00	72,555.27	0.00%	440.00	23.74	440.00	16.73	-	7.01
B-2B-(12) T Peak	3.69	1.18%	-	188,219.77		440.00	26.84	440.00	20.73		6.11
B-2B-(12) T Off-Peak	25.22	8.06%	2,654.00	-	#DIV/0!	440.00	20.69	440.00	15.02		5.67
B-3 (14) T Peak	0.50	0.16%	-	3,018.42		440.00	26.84	380.00	20.73		6.11
B-3 (14) T Off-Peak	2.67	0.85%	36.00	18,880.31	0.02%	420.00	18.59	420.00	14.93	-	3.66
B-4 (17) - Peak	0.29	0.09%	-	11,944.46	0.00%	420.00	26.40	420.00	20.73	-	5.67
B-4 (17) - Off Peak	1.91	0.61%	3.00	-	#DIV/0!	400.00	20.49	400.00	14.83	-	5.66
E-2 (58) Temp	0.15	0.05%	18.00	-	#DIV/0!	0.00	24.41		18.31	-	6.10
Sub-Total	**46.67**	**14.92%**	**13,917.00**	**407,048.15**							
Single Point Supply for Further Distribution											
C-1A (19)	0.44	0.14%	186.00	2,771.23		0.00	29.71		20.63	-	9.08
C-1B (25)	3.63	1.16%	175.00	18,303.06	0.02%	440.00	26.94	440.00	20.13	0.00	6.81
C-1C(26)T Peak	0.67	0.21%	20.00	11,620.23	0.01%	440.00	26.84	440.00	23.55		3.29
C-1C(26)T Off Peak	4.06	1.30%	155.00	-	#DIV/0!	440.00	20.89	440.00	16.95		3.94
C-2A (28)	1.45	0.46%	16.00	-	#DIV/0!	420.00	24.04	420.00	19.93	-	4.11
C-2B (29)T Peak	1.56	0.50%	40.00	7,424.33	0.02%	420.00	26.84	420.00	23.55	-	3.29
C-2B(29)T Off-Peak	8.01	2.56%	13.00	17,579.27		420.00	20.69	420.00	16.75	-	3.94
Sub-Total	**19.83**	**6.34%**	**605.00**	**57,698.13**							
Agriculture Tubewell - Tariff D											
Agriculture D-1A (41,42,43,44,46)	0.90	0.29%	2,126.59	92,554.53	0.00%	0.00	28.54		17.63	-	10.91
D2 (NOR)	1.85	0.59%	2,877.09	25,140.44	0.01%	200.00	26.85	200.00	20.55	-	6.30
D-1B(T) Peak	3.30	1.06%		61,886.10	0.01%	200.00	20.61	200.00	13.30	-	7.31
D-1B(T) Off-Peak	5.49	1.76%	38.35	-	#DIV/0!	200.00	22.91	200.00	5.35	-	17.56
D-1B(T) Peak (SUB)	0.35	0.11%	523.70	6,522.17		200.00	26.86	200.00	7.30	-	19.56
D-1B(T) Off-Peak	0.24	0.08%	3,704.27	-		200.00	18.41	200.00	7.30	-	11.11
	12.13	3.88%	**9,270.00**	**186,103.24**							
Public Lighting - Tariff G											
G(I)	2.15	0.69%	425.00	13,029.28		0.00	24.01		20.63	0.00	3.38
Housing Colonies - Tariff H										0.00	
H(I)	0.14	0.05%	19.00	2,333.84	0.01%	0.00	24.01		20.63	-	3.38
AJK Bulk Supply											
A-3 (66) General Supply	27.50	8.79%	14,383.66	106,026.80	0.03%	0.00	22.55		19.51	-	3.04
Total	**312.83**	**100.00%**	**858,816**	**1,684,827.19**	0.02%						

Sukkur Electric Power Company Ltd.

FORM - 27 (b)

SUKKUR ELECTRIC POWR COMPANY LTD.

Revenue & Subsidy Statement

FY 2021-22 (Sep)

Description	Sep-21	Sales Mix	No. of Consumers	Sanctioned Load	Load Factor	Determined & Notified Tariff FY 2019-20		GoP Notified Tariff FY 2019-20		Subsidy	
						Fixed Charge	Variable Charge	Fixed Charge	Variable Charge	Fixed Charge	Variable Charge
	(MkWh)	(%age)		(kW)	(%age)	(Rs/kW/M)	(Rs/kWh)	(Rs/kW/M)	(Rs/kWh)	(Rs/kW/M)	(Rs/kWh)
Residential - A1											
Upto - 50	4.01	1.42%	68,102.00	106,026.80	0.00%	75.00	4.00	75.00	3.95	0.00	0.05
1-100 GoP Tariff	60.76	21.47%	325,639.00	104,390.56		150.00	17.28	150.00	7.74		9.54
101 - 200 GoP Tariff	42.71	15.09%	119,536.00	176,039.97	0.03%	0.00	20.31		10.06	-	10.25
201 - 300 GoP Tariff	33.51	11.84%	76,084.00	98,175.66		0.00	23.00		12.15	-	10.85
301 - 700 GoP Tariff	19.11	6.75%	75,586.00	146,374.79	0.01%	0.00	24.61		19.55	-	5.06
Above -700 GoP	2.90	1.02%	26,480.00	46,954.85	0.01%	0.00	26.99		22.65	-	4.34
A-1B(03) T Peak	0.18	0.06%	-	26,754.25	0.00%	0.00	27.00		22.65	-	4.35
A-1B(03) T Off- Peak	0.96	0.34%	2,856.00	-		0.00	21.05		16.33	-	4.72
E-11(55) Temp.	0.00	0.00%	2.00	8.68		0.00	24.65		22.79	-	1.86
Sub-Total	**164.14**	58.00%	**694,285**	**704,726**						-	0.00
For Peak Load Requirement Upto 20 KW											
Commercial - A2A (04)	6.85	2.42%	120,691.34	132,383.29		175.00	26.93	175.00	19.95		6.98
A-2B(05)	1.28	0.45%	770.00	245.38	0.60%	440.00	24.83	440.00	21.63		3.20
A-2C (06) T Peak	2.16	0.76%	-	9,230.06		400.00	26.84	400.00	23.55		3.29
A-2C (06) T Off -Peak	10.47	3.70%	4,450.00	66,003.45		400.00	20.89	400.00	17.58	-	3.31
E-1ii(56) TEMP.		0.00%	-	-	#DIV/0!	50.00	36.93	50.00	20.34	-	16.59
Sub-Total	**20.77**	7.34%	**125,911.34**	**207,862.19**							
Industrial					#DIV/0!						
Industrial B-1 (07)	1.48	0.52%	4,654.00	66,293.54		0.00	28.41		17.23	-	11.18
B-1(09) PEAK	0.65	0.23%	-	46,136.38	0.00%	0.00	27.01		20.79		6.22
B-1(09) OFF-PEAK	6.50	2.30%	5,692.00	-		0.00	21.06		15.23		5.83
B-2A (10)	2.45	0.87%	805.00	72,555.27	0.00%	440.00	23.74	440.00	16.73	-	7.01
B-2B-(12) T Peak	3.33	1.18%	-	188,219.77		440.00	26.84	440.00	20.73		6.11
B-2B-(12) T Off-Peak	22.82	8.06%	2,554.00	-	#DIV/0!	440.00	20.69	440.00	15.02		5.67
B-3 (14) T Peak	0.45	0.16%	-	3,018.42		440.00	26.84	380.00	20.73		6.11
B-3 (14) T Off-Peak	2.42	0.85%	36.00	18,880.31	0.01%	420.00	18.59	420.00	14.93	-	3.66
B-4 (17) - Peak	0.27	0.09%	-	11,944.46	0.00%	420.00	26.40	420.00	20.73	-	5.67
B-4 (17) - Off Peak	1.72	0.61%	3.00	-	#DIV/0!	400.00	20.49	400.00	14.83	-	5.66
E-2 (58) Temp	0.13	0.05%	18.00	-	#DIV/0!	0.00	24.41		18.31	-	6.10
Sub-Total	**42.22**	14.92%	**13,917.00**	**407,048.15**							
Single Point Supply for Further Distribution											
C-1A (19)	0.40	0.14%	186.00	2,771.23		0.00	29.71		20.63	-	9.08
C-1B (25)	3.28	1.16%	175.00	18,303.06	0.02%	440.00	26.94	440.00	20.13	0.00	6.81
C-1C(26)T Peak	0.60	0.21%	20.00	11,620.23	0.01%	440.00	26.84	440.00	23.55		3.29
C-1C(26)T Off Peak	3.68	1.30%	155.00	-	#DIV/0!	440.00	20.89	440.00	16.95		3.94
C-2A (28)	1.32	0.46%	16.00	-	#DIV/0!	420.00	24.04	420.00	19.93	-	4.11
C-2B (29)T Peak	1.41	0.50%	40.00	7,424.33	0.02%	420.00	26.84	420.00	23.55	-	3.29
C-2B(29)T Off-Peak	7.24	2.56%	13.00	17,579.27		420.00	20.69	420.00	16.75	-	3.94
Sub-Total	**17.94**	6.34%	**605.00**	**57,698.13**							
Agriculture Tubewell - Tariff D											
Agriculture D-1A (41,42,43,44,46)	0.81	0.29%	2,126.59	92,554.53	0.00%	0.00	28.54		17.63	-	10.91
D2 (NOR)	1.67	0.59%	2,877.09	25,140.44	0.01%	200.00	26.85	200.00	20.55	-	6.30
D-1B(T) Peak	2.99	1.06%		61,886.10	0.01%	200.00	20.61	200.00	13.30	-	7.31
D-1B(T) Off-Peak	4.97	1.76%	38.35	-	#DIV/0!	200.00	22.91	200.00	5.35	-	17.56
D-1B(T) Peak (SUB)	0.32	0.11%	523.70	6,522.17		200.00	26.86	200.00	7.30	-	19.56
D-1B(T) Off-Peak	0.22	0.08%	3,704.27	-		200.00	18.41	200.00	7.30	-	11.11
	10.98	3.88%	**9,270.00**	**186,103.24**							
Public Lighting - Tariff G											
G(I)	1.95	0.69%	425.00	13,029.28		0.00	24.01		20.63	0.00	3.38
Housing Colonies - Tariff H										0.00	
H(1)	0.13	0.05%	19.00	2,333.84	0.01%	0.00	24.01		20.63	-	3.38
AJK Bulk Supply											
A-3 (66) General Supply	24.88	8.79%	14,383.66	106,026.80	0.03%	0.00	22.55		19.51	-	3.04
Total	**283.00**	100.00%	**858,816**	**1,684,827.19**	0.02%						

Sukkur Electric Power Company Ltd.

FORM - 27 (b)

SUKKUR ELECTRIC POWR COMPANY LTD.

Revenue & Subsidy Statement

FY 2021-22 (1st Qtr)

Description	1st Qtr	Sales Mix	No. of Consumers	Sanctioned Load	Load Factor	Determined & Notified Tariff FY 2019-20		GoP Notified Tariff FY 2019-20		Subsidy	
						Fixed Charge	Variable Charge	Fixed Charge	Variable Charge	Fixed Charge	Variable Charge
	(MkWh)	(%age)		(kW)	(%age)	(Rs/kW/M)	(Rs/kWh)	(Rs/kW/M)	(Rs/kWh)	(Rs/kW/M)	(Rs/kWh)
Residential - A1											
Upto - 50	12.32	1.42%	68,102.00	106,026.80	0.01%	75.00	4.00	75.00	3.95	0.00	0.05
1-100 GoP Tariff	186.91	21.47%	325,639.00	104,390.56		150.00	17.28	150.00	7.74		9.54
101 - 200 GoP Tariff	131.38	15.09%	119,536.00	176,039.97	0.09%	0.00	20.31		10.06	-	10.25
201 - 300 GoP Tariff	103.08	11.84%	76,084.00	98,175.66		0.00	23.00		12.15	-	10.85
301 - 700 GoP Tariff	58.78	6.75%	75,586.00	146,374.79	0.05%	0.00	24.61		19.55	-	5.06
Above -700 GoP	8.91	1.02%	26,480.00	46,954.85	0.02%	0.00	26.99		22.65	-	4.34
A-1B(03) T Peak	0.56	0.06%	-	26,754.25	0.00%	0.00	27.00		22.65	-	4.35
A-1B(03) T Off- Peak	2.96	0.34%	2,856.00	-		0.00	21.05		16.33	-	4.72
E-11(55) Temp.	0.00	0.00%	2.00	8.68		0.00	24.65		22.79	-	1.86
Sub-Total	**504.91**	**58.00%**	**694,285**	**704,726**						-	0.00
For Peak Load Requirement Upto 20 KW											
Commercial - A2A (04)	21.07	2.42%	120,691.34	132,383.29		175.00	26.93	175.00	19.95		6.98
A-2B(05)	3.95	0.45%	770.00	245.38	1.84%	440.00	24.83	440.00	21.63		3.20
A-2C (06) T Peak	6.54	0.76%	-	9,230.06		400.00	26.84	400.00	23.55		3.29
A-2C (06) T Off -Peak	32.22	3.70%	4,450.00	66,003.45		400.00	20.89	400.00	17.58	-	3.31
E-1ii(56) TEMP.	-	0.00%	-	-	#DIV/0!	50.00	36.93	50.00	20.34	-	16.59
Sub-Total	**63.88**	**7.34%**	**125,911.34**	**207,862.19**							
Industrial					#DIV/0!						
Industrial B-1 (07)	4.56	0.52%	4,654.00	66,293.54		0.00	28.41		17.23	-	11.18
B-1(09) PEAK	2.00	0.23%	-	46,136.38	0.00%	0.00	27.01		20.79		6.22
B-1(09) OFF-PEAK	19.99	2.30%	5,692.00	-		0.00	21.06		15.23		5.83
B-2A (10)	7.54	0.87%	805.00	72,555.27	0.01%	440.00	23.74	440.00	16.73	-	7.01
B-2B-(12) T Peak	10.26	1.18%	-	188,219.77		440.00	26.84	440.00	20.73		6.11
B-2B-(12) T Off-Peak	70.19	8.06%	2,654.00	-	#DIV/0!	440.00	20.69	440.00	15.02		5.67
B-3 (14) T Peak	1.38	0.16%	-	3,018.42		440.00	26.84	380.00	20.73		6.11
B-3 (14) T Off-Peak	7.44	0.85%	36.00	18,380.31	0.04%	420.00	18.59	420.00	14.93	-	3.66
B-4 (17) - Peak	0.82	0.09%	-	11,944.46	0.01%	420.00	26.40	420.00	20.73	-	5.67
B-4 (17) - Off Peak	5.31	0.61%	3.00	-	#DIV/0!	400.00	20.49	400.00	14.83	-	5.66
E-2 (58) Temp	0.41	0.05%	18.00	-	#DIV/0!	0.00	24.41		18.31	-	6.10
Sub-Total	**129.39**	**14.92%**	**13,917.00**	**407,048.15**							
Single Point Supply for Further Distribution											
C-1A (19)	1.24	0.14%	186.00	2,771.23		0.00	29.71		20.63	-	9.08
C-1B (25)	10.10	1.16%	175.00	18,303.06	0.06%	440.00	26.94	440.00	20.13	0.00	6.81
C-1C(26)T Peak	1.85	0.21%	20.00	11,620.23	0.02%	440.00	26.84	440.00	23.55		3.29
C-1C(26)T Off Peak	11.31	1.30%	155.00	-	#DIV/0!	440.00	20.89	440.00	16.95		3.94
C-2A (28)	4.05	0.46%	16.00	-	#DIV/0!	420.00	24.04	420.00	19.93	-	4.11
C-2B (29)T Peak	4.35	0.50%	40.00	7,424.33	0.07%	420.00	26.84	420.00	23.55	-	3.29
C-2B(29)T Off-Peak	22.28	2.56%	13.00	17,579.27		420.00	20.69	420.00	16.75	-	3.94
Sub-Total	**55.18**	**6.34%**	**605.00**	**57,698.13**							
Agriculture Tubewell - Tariff D											
Agriculture D-1A (41,42,43,44,46)	2.50	0.29%	2,126.59	92,554.53	0.00%	0.00	28.54		17.63	-	10.91
D2 (NOR)	5.14	0.59%	2,877.09	25,140.44	0.02%	200.00	26.85	200.00	20.55	-	6.30
D-1B(T) Peak	9.19	1.06%		61,886.10	0.02%	200.00	20.61	200.00	13.30	-	7.31
D-1B(T) Off-Peak	15.29	1.76%	38.35	-	#DIV/0!	200.00	22.91	200.00	5.35	-	17.56
D-1B(T) Peak (SUB)	0.98	0.11%	523.79	6,522.17		200.00	26.86	200.00	7.30	-	19.56
D-1B(T) Off-Peak	0.68	0.08%	3,704.27	-		200.00	18.41	200.00	7.30	-	11.11
	33.77	**3.88%**	**9,270.00**	**186,103.24**							
Public Lighting - Tariff G											
G(I)	6.00	0.69%	425.00	13,029.28		0.00	24.01		20.63	0.00	3.38
Housing Colonies - Tariff H										0.00	
H(1)	0.40	0.05%	19.00	2,333.84	0.02%	0.00	24.01		20.63	-	3.38
AJK Bulk Supply											
A-3 (66) General Supply	76.54	8.79%	14,383.66	106,026.80	0.08%	0.00	22.55		19.51	-	3.04
Total	**870.56**	**100.00%**	**858,316**	**1,684,827.19**	0.06%						

Sukkur Electric Power Company Ltd.

FORM - 27 (b)

SUKKUR ELECTRIC POWR COMPANY LTD.

Revenue & Subsidy Statement

FY 2021-22 (Oct)

Description	Oct-21	Sales Mix	No. of Consumers	Sanctioned Load	Load Factor	Determined & Notified Tariff FY 2019-20		GoP Notified Tariff FY 2019-20		Subsidy	
						Fixed Charge	Variable Charge	Fixed Charge	Variable Charge	Fixed Charge	Variable Charge
	(MkWh)	(%age)		(kW)	(%age)	(Rs/kW/M)	(Rs/kWh)	(Rs/kW/M)	(Rs/kWh)	(Rs/kW/M)	(Rs/kWh)
Residential - A1											
Upto - 50	3.76	1.42%	68,102.00	106,026.80	0.00%	75.00	4.00	75.00	3.95	0.00	0.05
1-100 GoP Tariff	57.01	21.47%	325,639.00	104,390.56		150.00	17.28	150.00	7.74		9.54
101 - 200 GoP Tariff	40.07	15.09%	119,536.00	176,039.97	0.03%	0.00	20.31		10.06	-	10.25
201 - 300 GoP Tariff	31.44	11.84%	76,084.00	98,175.66		0.00	23.00		12.15	-	10.85
301 - 700 GoP Tariff	17.93	6.75%	75,586.00	146,374.79	0.01%	0.00	24.61		19.55	-	5.06
Above -700 GoP	2.72	1.02%	26,480.00	46,954.85	0.01%	0.00	26.99		22.65	-	4.34
A-1B(03) T Peak	0.17	0.06%	-	26,754.25	0.00%	0.00	27.00		22.65	-	4.35
A-1B(03) T Off- Peak	0.90	0.34%	2,856.00	-		0.00	21.05		16.33	-	4.72
E-11(55) Temp.	0.00	0.00%	2.00	8.68		0.00	24.65		22.79	-	1.86
Sub-Total	**154.01**	58.00%	**694,285**	**704,726**						-	0.00
For Peak Load Requirement Upto 20 KW											
Commercial - A2A (04)	6.43	2.42%	120,691.34	132,383.29		175.00	26.93	175.00	19.95		6.98
A-2B(05)	1.21	0.45%	770.00	245.38	0.56%	440.00	24.83	440.00	21.63		3.20
A-2C (06) T Peak	2.03	0.76%	-	9,230.06		400.00	26.84	400.00	23.55		3.29
A-2C (06) T Off -Peak	9.83	3.70%	4,450.00	66,003.45		400.00	20.89	400.00	17.58	-	3.31
E-1ii(56) TEMP.		0.00%	-	-	#DIV/0!	50.00	36.93	50.00	20.34	-	16.59
Sub-Total	**19.49**	7.34%	**125,911.34**	**207,862.19**							
Industrial					#DIV/0!						
Industrial B-1 (07)	1.39	0.52%	4,654.00	66,293.54		0.00	28.41		17.23	-	11.18
B-1(09) PEAK	0.61	0.23%	-	46,136.38	0.00%	0.00	27.01		20.79		6.22
B-1(09) OFF-PEAK	6.10	2.30%	5,692.00	-		0.00	21.06		15.23		5.83
B-2A (10)	2.30	0.87%	805.00	72,555.27	0.00%	440.00	23.74	440.00	16.73	-	7.01
B-2B-(12) T Peak	3.13	1.18%	-	188,219.77		440.00	26.84	440.00	20.73		6.11
B-2B-(12) T Off-Peak	21.41	8.06%	2,654.00	-	#DIV/0!	440.00	20.69	440.00	15.02		5.67
B-3 (14) T Peak	0.42	0.16%	-	3,018.42		440.00	26.84	380.00	20.73		6.11
B-3 (14) T Off-Peak	2.27	0.85%	36.00	18,880.31	0.01%	420.00	18.59	420.00	14.93	-	3.66
B-4 (17) - Peak	0.25	0.09%	-	11,944.46	0.00%	420.00	26.40	420.00	20.73	-	5.67
B-4 (17) - Off Peak	1.62	0.61%	3.00	-	#DIV/0!	400.00	20.49	400.00	14.83	-	5.66
E-2 (58) Temp	0.12	0.05%	18.00	-	#DIV/0!	0.00	24.41		18.31	-	6.10
Sub-Total	**39.62**	14.92%	**13,917.00**	**407,048.15**							
Single Point Supply for Further Distribution											
C-1A (19)	0.38	0.14%	186.00	2,771.23		0.00	29.71		20.63	-	9.08
C-1B (25)	3.08	1.16%	175.00	18,303.06	0.02%	440.00	26.94	440.00	20.13	0.00	6.81
C-1C(26)T Peak	0.57	0.21%	20.00	11,620.23	0.01%	440.00	26.84	440.00	23.55		3.29
C-1C(26)T Off Peak	3.45	1.30%	155.00	-	#DIV/0!	440.00	20.89	440.00	16.95		3.94
C-2A (28)	1.23	0.46%	16.00	-	#DIV/0!	420.00	24.04	420.00	19.93	-	4.11
C-2B (29)T Peak	1.33	0.50%	40.00	7,424.33	0.02%	420.00	26.84	420.00	23.55	-	3.29
C-2B(29)T Off-Peak	6.80	2.56%	13.00	17,579.27		420.00	20.69	420.00	16.75	-	3.94
Sub-Total	**16.83**	6.34%	**605.00**	**57,698.13**							
Agriculture Tubewell - Tariff D											
Agriculture D-1A (41,42,43,44,46)	0.76	0.29%	2,126.59	92,554.53	0.00%	0.00	28.54		17.63	-	10.91
D2 (NOR)	1.57	0.59%	2,877.09	25,140.44	0.01%	200.00	26.85	200.00	20.55	-	6.30
D-1B(T) Peak	2.80	1.06%		61,886.10	0.01%	200.00	20.61	200.00	13.30	-	7.31
D-1B(T) Off-Peak	4.66	1.76%	38.35	-	#DIV/0!	200.00	22.91	200.00	5.35	-	17.56
D-1B(T) Peak (SUB)	0.30	0.11%	523.70	6,522.17		200.00	26.86	200.00	7.30	-	19.56
D-1B(T) Off-Peak	0.21	0.08%	3,704.27	-		200.00	18.41	200.00	7.30	-	11.11
	10.30	3.88%	**9,270.00**	**186,103.24**							
Public Lighting - Tariff G											
G(I)	1.83	0.69%	425.00	13,029.28		0.00	24.01		20.63	0.00	3.38
Housing Colonies - Tariff H										0.00	
H(1)	0.12	0.05%	19.00	2,333.84	0.01%	0.00	24.01		20.63	-	3.38
AJK Bulk Supply											
A-3 (66) General Supply	23.35	8.79%	14,383.66	106,026.80	0.03%	0.00	22.55		19.51	-	3.04
Total	**265.54**	**100.00%**	**858,816**	**1,684,827.19**	0.02%						

Sukkur Electric Power Company

FORM - 27 (b)

SUKKUR ELECTRIC POWR COMPANY LTD.

Revenue & Subsidy Statement

FY 2021-22 (Nov)

Tariff Category/Description	Nov-21	Sales Mix	No. of Consumers	Sanctioned Load	Load Factor	Determined & Notified Tariff FY 2019-20		GoP Notified Tariff FY 2019-20		Subsidy	
						Fixed Charge	Variable Charge	Fixed Charge	Variable Charge	Fixed Charge	Variable Charge
	(MkWh)	(%age)		(kW)	(%age)	(Rs/kW/M)	(Rs/kWh)	(Rs/kW/M)	(Rs/kWh)	(Rs/kW/M)	(Rs/kWh)
Residential - A1											
Upto - 50	2.70	1.42%	68,102.00	106,026.80	0.00%	75.00	4.00	75.00	3.95	0.00	0.05
1-100 GoP Tariff	40.93	21.47%	325,639.00	104,390.56		150.00	17.28	150.00	7.74		9.54
101 - 200 GoP Tariff	28.77	15.09%	119,536.00	176,039.97	0.02%	0.00	20.31		10.06	-	10.25
201 - 300 GoP Tariff	22.57	11.84%	76,084.00	98,175.66		0.00	23.00		12.15	-	10.85
301 - 700 GoP Tariff	12.97	6.75%	75,586.00	146,374.79	0.01%	0.00	24.61		19.55	-	5.06
Above -700 GoP	1.95	1.02%	26,480.00	46,954.85	0.00%	0.00	26.99		22.65	-	4.34
A-1B(03) T Peak	0.12	0.06%	-	26,754.25	0.00%	0.00	27.00		22.65	-	4.35
A-1B(03) T Off- Peak	0.65	0.34%	2,856.00	-		0.00	21.05		16.33	-	4.72
E-11(55) Temp.	0.00	0.00%	2.00	8.68		0.00	24.65		22.79	-	1.86
Sub-Total	**110.56**	58.00%	**694,285**	**704,726**						-	0.00
For Peak Load Requirement Upto 20 KW											
Commercial - A2A (04)	4.61	2.42%	120,691.34	132,383.29		175.00	26.93	175.00	19.95		6.98
A-2B(05)	0.87	0.45%	770.00	245.38	0.40%	440.00	24.83	440.00	21.63		3.20
A-2C (06) T Peak	1.45	0.76%	-	9,230.06		400.00	26.84	400.00	23.55		3.29
A-2C (06) T Off -Peak	7.05	3.70%	4,450.00	66,003.45		400.00	20.89	400.00	17.58	-	3.31
E-1ii(56) TEMP.		0.00%	-	-	#DIV/0!	50.00	36.93	50.00	20.34	-	16.59
Sub-Total	**13.99**	7.34%	**125,911.34**	**207,862.19**							
Industrial					#DIV/0!						
Industrial B-1 (07)	1.00	0.52%	4,654.00	66,293.54		0.00	28.41		17.23	-	11.18
B-1(09) PEAK	0.44	0.23%	-	46,136.38	0.00%	0.00	27.01		20.79		6.22
B-1(09) OFF-PEAK	4.38	2.30%	5,692.00	-		0.00	21.06		15.23		5.83
B-2A (10)	1.65	0.87%	805.00	72,555.27	0.00%	440.00	23.74	440.00	16.73	-	7.01
B-2B-(12) T Peak	2.25	1.18%	-	188,219.77		440.00	26.84	440.00	20.73		6.11
B-2B-(12) T Off-Peak	15.37	8.06%	2,654.00	-	#DIV/0!	440.00	20.69	440.00	15.02		5.67
B-3 (14) T Peak	0.30	0.16%	-	3,018.42		440.00	26.84	380.00	20.73		6.11
B-3 (14) T Off-Peak	1.63	0.85%	36.00	18,880.31	0.01%	420.00	18.59	420.00	14.93	-	3.66
B-4 (17) - Peak	0.18	0.09%	-	11,944.46	0.00%	420.00	26.40	420.00	20.73	-	5.67
B-4 (17) - Off Peak	1.16	0.61%	3.00	-	#DIV/0!	400.00	20.49	400.00	14.83	-	5.66
E-2 (58) Temp	0.09	0.05%	18.00	-	#DIV/0!	0.00	24.41		18.31	-	6.10
Sub-Total	**28.44**	14.92%	**13,917.00**	**407,048.15**							
Single Point Supply for Further Distribution											
C-1A (19)	0.27	0.14%	186.00	2,771.23		0.00	29.71		20.63	-	9.08
C-1B (25)	2.21	1.16%	175.00	18,303.06	0.01%	440.00	26.94	440.00	20.13	0.00	6.81
C-1C(26)T Peak	0.41	0.21%	20.00	11,620.23	0.00%	440.00	26.84	440.00	23.55		3.29
C-1C(26)T Off Peak	2.48	1.30%	155.00	-	#DIV/0!	440.00	20.89	440.00	16.95		3.94
C-2A (28)	0.89	0.46%	16.00	-	#DIV/0!	420.00	24.04	420.00	19.93	-	4.11
C-2B (29)T Peak	0.95	0.50%	40.00	7,424.33	0.01%	420.00	26.84	420.00	23.55	-	3.29
C-2B(29)T Off-Peak	4.88	2.56%	13.00	17,579.27		420.00	20.69	420.00	16.75	-	3.94
Sub-Total	**12.08**	6.34%	**605.00**	**57,698.13**							
Agriculture Tubewell - Tariff D											
Agriculture D-1A (41,42,43,44,46)	0.55	0.29%	2,126.59	92,554.53	0.00%	0.00	28.54		17.63	-	10.91
D2 (NOR)	1.12	0.59%	2,877.09	25,140.44	0.01%	200.00	26.85	200.00	20.55	-	6.30
D-1B(T) Peak	2.01	1.06%		61,886.10	0.00%	200.00	20.61	200.00	13.30	-	7.31
D-1B(T) Off-Peak	3.35	1.76%	38.35	-	#DIV/0!	200.00	22.91	200.00	5.35	-	17.56
D-1B(T) Peak (SUB)	0.21	0.11%	523.70	6,522.17		200.00	26.86	200.00	7.30	-	19.56
D-1B(T) Off-Peak	0.15	0.08%	3,704.27	-		200.00	18.41	200.00	7.30	-	11.11
	7.39	3.88%	**9,270.00**	**186,103.24**							
Public Lighting - Tariff G											
G(1)	1.31	0.69%	425.00	13,029.28		0.00	24.01		20.63	0.00	3.38
Housing Colonies - Tariff H										0.00	
H(1)	0.09	0.05%	19.00	2,333.84	0.00%	0.00	24.01		20.63	-	3.38
AJK Bulk Supply											
A-3 (66) General Supply	16.76	8.79%	14,383.66	106,026.80	0.02%	0.00	22.55		19.51	-	3.04
Total	**190.63**	**100.00%**	**858,816**	**1,684,827.19**	0.01%						

Sukkur Electric Power Company Ltd.

FORM - 27 (b)

SUKKUR ELECTRIC POWR COMPANY LTD.

Revenue & Subsidy Statement

FY 2021-22 (Dec)

Description	Dec-21	Sales Mix	No. of Consumers	Sanctioned Load	Load Factor	Determined & Notified Tariff FY 2019-20		GoP Notified Tariff FY 2019-20		Subsidy	
						Fixed Charge	Variable Charge	Fixed Charge	Variable Charge	Fixed Charge	Variable Charge
	(MkWh)	(%age)		(kW)	(%age)	(Rs/kW/M)	(Rs/kWh)	(Rs/kW/M)	(Rs/kWh)	(Rs/kW/M)	(Rs/kWh)
Residential - A1											
Upto - 50	2.54	1.42%	68,102.00	106,026.80	0.00%	75.00	4.00	75.00	3.95	0.00	0.05
1-100 GoP Tariff	38.46	21.47%	325,639.00	104,390.56		150.00	17.28	150.00	7.74		9.54
101 - 200 GoP Tariff	27.03	15.09%	119,536.00	176,039.97	0.02%	0.00	20.31		10.06	-	10.25
201 - 300 GoP Tariff	21.21	11.84%	76,084.00	98,175.66		0.00	23.00		12.15	-	10.85
301 - 700 GoP Tariff	12.10	6.75%	75,586.00	146,374.79	0.01%	0.00	24.61		19.55	-	5.06
Above -700 GoP	1.83	1.02%	26,480.00	46,954.85	0.00%	0.00	26.99		22.65	-	4.34
A-1B(03) T Peak	0.12	0.06%	-	26,754.25	0.00%	0.00	27.00		22.65	-	4.35
A-1B(03) T Off- Peak	0.61	0.34%	2,856.00	-		0.00	21.05		16.33	-	4.72
E-11(55) Temp.	0.00	0.00%	2.00	8.68		0.00	24.65		22.79	-	1.86
Sub-Total	**103.90**	58.00%	**694,285**	**704,726**						-	0.00
For Peak Load Requirement Upto 20 KW											
Commercial - A2A (04)	4.34	2.42%	120,991.34	132,383.29		175.00	26.93	175.00	19.95		6.98
A-2B(05)	0.81	0.45%	770.00	245.38	0.38%	440.00	24.83	440.00	21.63		3.20
A-2C (06) T Peak	1.37	0.76%	-	9,230.06		400.00	26.84	400.00	23.55		3.29
A-2C (06) T Off -Peak	6.63	3.70%	4,450.00	66,003.45		400.00	20.89	400.00	17.58	-	3.31
E-1ii(56) TEMP.		0.00%	-	-	#DIV/0!	50.00	36.93	50.00	20.34	-	16.59
Sub-Total	**13.15**	7.34%	**125,911.34**	**207,862.19**							
Industrial					#DIV/0!						
Industrial B-1 (07)	0.94	0.52%	4,654.00	66,293.54		0.00	28.41		17.23	-	11.18
B-1(09) PEAK	0.41	0.23%	-	46,136.38	0.00%	0.00	27.01		20.79		6.22
B-1(09) OFF-PEAK	4.11	2.30%	5,692.00	-		0.00	21.06		15.23		5.83
B-2A (10)	1.55	0.87%	805.00	72,555.27	0.00%	440.00	23.74	440.00	16.73	-	7.01
B-2B-(12) T Peak	2.11	1.18%	-	188,219.77		440.00	26.84	440.00	20.73		6.11
B-2B-(12) T Off-Peak	14.44	8.06%	2,654.00	-	#DIV/0!	440.00	20.69	440.00	15.02		5.67
B-3 (14) T Peak	0.28	0.16%	-	3,018.42		440.00	26.84	380.00	20.73		6.11
B-3 (14) T Off-Peak	1.53	0.85%	36.00	18,880.31	0.01%	420.00	18.59	420.00	14.93	-	3.66
B-4 (17) - Peak	0.17	0.09%	-	11,944.46	0.00%	420.00	26.40	420.00	20.73	-	5.67
B-4 (17) - Off Peak	1.09	0.61%	3.00	-	#DIV/0!	400.00	20.49	400.00	14.83	-	5.66
E-2 (58) Temp	0.08	0.05%	18.00	-	#DIV/0!	0.00	24.41		18.31	-	6.10
Sub-Total	**26.73**	14.92%	**13,917.00**	**407,048.15**							
Single Point Supply for Further Distribution											
C-1A (19)	0.25	0.14%	186.00	2,771.23		0.00	29.71		20.63	-	9.08
C-1B (25)	2.08	1.16%	175.00	18,303.06	0.01%	440.00	26.94	440.00	20.13	0.00	6.81
C-1C(26)T Peak	0.38	0.21%	20.00	11,620.23	0.00%	440.00	26.84	440.00	23.55		3.29
C-1C(26)T Off Peak	2.33	1.30%	155.00	-	#DIV/0!	440.00	20.89	440.00	16.95		3.94
C-2A (28)	0.83	0.46%	16.00	-	#DIV/0!	420.00	24.04	420.00	19.93	-	4.11
C-2B (29)T Peak	0.90	0.50%	40.00	7,424.33	0.01%	420.00	26.84	420.00	23.55	-	3.29
C-2B(29)T Off-Peak	4.59	2.56%	13.00	17,579.27		420.00	20.69	420.00	16.75	-	3.94
Sub-Total	**11.35**	6.34%	**605.00**	**57,698.13**							
Agriculture Tubewell - Tariff D											
Agriculture D-1A (41,42,43,44,46)	0.51	0.29%	2,126.59	92,554.53	0.00%	0.00	28.54		17.63	-	10.91
D2 (NOR)	1.06	0.59%	2,877.09	25,140.44	0.00%	200.00	26.85	200.00	20.55	-	6.30
D-1B(T) Peak	1.89	1.06%		61,886.10	0.00%	200.00	20.61	200.00	13.30	-	7.31
D-1B(T) Off-Peak	3.15	1.76%	38.35	-	#DIV/0!	200.00	22.91	200.00	5.35	-	17.56
D-1B(T) Peak (SUB)	0.20	0.11%	523.70	6,522.17		200.00	26.86	200.00	7.30	-	19.56
D-1B(T) Off-Peak	0.14	0.08%	3,704.27	-		200.00	18.41	200.00	7.30	-	11.11
	6.95	3.88%	**9,270.00**	**186,103.24**							
Public Lighting - Tariff G											
G(I)	1.23	0.69%	425.00	13,029.28		0.00	24.01		20.63	0.00	3.38
Housing Colonies - Tariff H										0.00	
H(1)	0.08	0.05%	19.00	2,333.84	0.00%	0.00	24.01		20.63	-	3.38
AJK Bulk Supply											
A-3 (66) General Supply	15.75	8.79%	14,383.66	106,026.80	0.02%	0.00	22.55		19.51	-	3.04
Total	**179.14**	**100.00%**	**858,816**	**1,684,827.19**	0.01%						

Sukkur Electric Power Company Ltd.

FORM - 27 (b)

SUKKUR ELECTRIC POWR COMPANY LTD.

Revenue & Subsidy Statement

FY 2021-22 (2nd Qtr)

Description	2nd Qtr	Sales Mix	No. of Consumers	Sanctioned Load	Load Factor	Determined & Notified Tariff FY 2019-20		GoP Notified Tariff FY 2019-20		Subsidy	
						Fixed Charge	Variable Charge	Fixed Charge	Variable Charge	Fixed Charge	Variable Charge
	(MkWh)	(%age)		(kW)	(%age)	(Rs/kW/M)	(Rs/kWh)	(Rs/kW/M)	(Rs/kWh)	(Rs/kW/M)	(Rs/kWh)
Residential - A1											
Upto - 50	3.99	1.42%	68,102.00	106,026.80	0.01%	75.00	4.00	75.00	3.95	0.00	0.05
1-100 GoP Tariff	136.40	21.47%	325,639.00	104,390.56		150.00	17.28	150.00	7.74		9.54
101 - 200 GoP Tariff	95.88	15.09%	119,536.00	176,039.97	0.06%	0.00	20.31		10.06	-	10.25
201 - 300 GoP Tariff	75.23	11.84%	76,084.00	98,175.66		0.00	23.00		12.15	-	10.85
301 - 700 GoP Tariff	42.89	6.75%	75,586.00	146,374.79	0.03%	0.00	24.61		19.55	-	5.06
Above -700 GoP	6.51	1.02%	26,480.00	46,954.85	0.02%	0.00	26.99		22.65	-	4.34
A-1B(03) T Peak	0.41	0.06%	-	26,754.25	0.00%	0.00	27.00		22.65	-	4.35
A-1B(03) T Off- Peak	2.16	0.34%	2,856.00	-		0.00	21.05		16.33	-	4.72
E-11(55) Temp.	0.00	0.00%	2.00	8.68		0.00	24.65		22.79	-	1.86
Sub-Total	**368.47**	**58.00%**	**694,285**	**704,726**						-	0.00
For Peak Load Requirement Upto 20 KW											
Commercial - A2A (04)	15.38	2.42%	120,691.34	132,383.29		175.00	26.93	175.00	19.95		6.98
A-2B(05)	2.88	0.45%	770.00	245.38	1.34%	440.00	24.83	440.00	21.63		3.20
A-2C (06) T Peak	4.85	0.76%	-	9,230.06		400.00	26.84	400.00	23.55		3.29
A-2C (06) T Off -Peak	23.51	3.70%	4,450.00	66,003.45		400.00	20.89	400.00	17.58	-	3.31
E-1ii(56) TEMP.	-	0.00%	-	-	#DIV/0!	50.00	36.93	50.00	20.34	-	16.59
Sub-Total	**46.62**	**7.34%**	**125,911.34**	**207,862.19**							
Industrial					#DIV/0!						
Industrial B-1 (07)	3.32	0.52%	4,654.00	66,293.54		0.00	28.41		17.23	-	11.18
B-1(09) PEAK	1.46	0.23%	-	46,136.38	0.00%	0.00	27.01		20.79		6.22
B-1(09) OFF-PEAK	14.59	2.30%	5,692.00	-		0.00	21.06		15.23		5.83
B-2A (10)	5.51	0.87%	805.00	72,555.27	0.01%	440.00	23.74	440.00	16.73	-	7.01
B-2B-(12) T Peak	7.48	1.18%	-	133,219.77		440.00	26.84	440.00	20.73		6.11
B-2B-(12) T Off-Peak	51.23	8.06%	2,654.00	-	#DIV/0!	440.00	20.69	440.00	15.02		5.67
B-3 (14) T Peak	1.01	0.16%	-	3,018.42		440.00	26.84	380.00	20.73		6.11
B-3 (14) T Off-Peak	5.43	0.85%	36.00	18,880.31	0.03%	420.00	18.59	420.00	14.93	-	3.66
B-4 (17) - Peak	0.60	0.09%	-	11,944.46	0.01%	420.00	26.40	420.00	20.73	-	5.67
B-4 (17) - Off Peak	3.87	0.61%	3.00	-	#DIV/0!	400.00	20.49	400.00	14.83	-	5.66
E-2 (58) Temp	0.30	0.05%	18.00	-	#DIV/0!	0.00	24.41		18.31	-	6.10
Sub-Total	**94.79**	**14.92%**	**13,917.00**	**407,048.15**							
Single Point Supply for Further Distribution											
C-1A (19)	0.90	0.14%	186.00	2,771.23		0.00	29.71		20.63	-	9.08
C-1B (25)	7.37	1.16%	175.00	18,303.06	0.05%	440.00	26.94	440.00	20.13	0.00	6.81
C-1C(26)T Peak	1.35	0.21%	20.00	11,520.23	0.01%	440.00	26.84	440.00	23.55		3.29
C-1C(26)T Off Peak	8.25	1.30%	155.00	-	#DIV/0!	440.00	20.89	440.00	16.95		3.94
C-2A (28)	2.95	0.46%	16.00	-	#DIV/0!	420.00	24.04	420.00	19.93	-	4.11
C-2B (29)T Peak	3.18	0.50%	40.00	7,424.33	0.05%	420.00	26.84	420.00	23.55	-	3.29
C-2B(29)T Off-Peak	16.26	2.56%	13.00	17,579.27		420.00	20.69	420.00	16.75	-	3.94
Sub-Total	**40.27**	**6.34%**	**605.00**	**57,698.13**							
Agriculture Tubewell - Tariff D											
Agriculture D-1A (41,42,43,44,46)	1.83	0.29%	2,126.59	92,554.53	0.00%	0.00	28.54		17.63	-	10.91
D2 (NOR)	3.75	0.59%	2,877.09	25,140.44	0.02%	200.00	26.85	200.00	20.55	-	6.30
D-1B(T) Peak	6.70	1.06%		61,886.10	0.01%	200.00	20.61	200.00	13.30	-	7.31
D-1B(T) Off-Peak	11.16	1.76%	38.35	-	#DIV/0!	200.00	22.91	200.00	5.35	-	17.56
D-1B(T) Peak (SUB)	0.72	0.11%	523.70	6,522.17		200.00	26.86	200.00	7.30	-	19.56
D-1B(T) Off-Peak	0.49	0.08%	3,704.27	-		200.00	18.41	200.00	7.30	-	11.11
	24.64	**3.88%**	**9,270.00**	**186,103.24**							
Public Lighting - Tariff G											
G(I)	4.37	0.69%	425.00	13,029.28		0.00	24.01		20.63	0.00	3.38
Housing Colonies - Tariff H										0.00	
H(1)	0.29	0.05%	19.00	2,333.84	0.01%	0.00	24.01		20.63	-	3.38
AJK Bulk Supply											
A-3 (66) General Supply	55.85	8.79%	14,383.66	106,026.80	0.06%	0.00	22.55		19.51	-	3.04
Total	**635.31**	**100.00%**	**858,816**	**1,684,827.19**	0.04%						

Sukkur Electric Power Company Ltd.

FORM - 27 (b)

SUKKUR ELECTRIC POWR COMPANY LTD.

Revenue & Subsidy Statement

FY 2021-22 (Jan)

Description	Jan-22	Sales Mix	No. of Consumers	Sanctioned Load	Load Factor	Determined & Notified Tariff FY 2019-20		GoP Notified Tariff FY 2019-20		Subsidy	
						Fixed Charge	Variable Charge	Fixed Charge	Variable Charge	Fixed Charge	Variable Charge
	(MkWh)	(%age)		(kW)	(%age)	(Rs/kW/M)	(Rs/kWh)	(Rs/kW/M)	(Rs/kWh)	(Rs/kW/M)	(Rs/kWh)
Residential - A1											
Upto - 50	2.39	1.42%	68,102.00	106,026.80	0.00%	75.00	4.00	75.00	3.95	0.00	0.05
1-100 GoP Tariff	36.20	21.47%	325,639.00	104,390.56		150.00	17.28	150.00	7.74		9.54
101 - 200 GoP Tariff	25.45	15.09%	119,536.00	176,039.97	0.02%	0.00	20.31		10.06	-	10.25
201 - 300 GoP Tariff	19.97	11.84%	76,084.00	98,175.66		0.00	23.00		12.15	-	10.85
301 - 700 GoP Tariff	11.39	6.75%	75,586.00	146,374.79	0.01%	0.00	24.61		19.55	-	5.06
Above -700 GoP	1.73	1.02%	26,480.00	46,954.85	0.00%	0.00	26.99		22.65	-	4.34
A-1B(03) T Peak	0.11	0.06%	-	26,754.25	0.00%	0.00	27.00		22.65	-	4.35
A-1B(03) T Off- Peak	0.57	0.34%	2,856.00	-		0.00	21.05		16.33	-	4.72
E-11(55) Temp.	0.00	0.00%	2.00	8.68		0.00	24.65		22.79	-	1.86
Sub-Total	**97.80**	58.00%	**694,285**	**704,726**						-	0.00
For Peak Load Requirement Upto 20 KW											
Commercial - A2A (04)	4.08	2.42%	120,691.34	132,383.29		175.00	26.93	175.00	19.95		6.98
A-2B(05)	0.77	0.45%	770.00	245.38	0.36%	440.00	24.83	440.00	21.63		3.20
A-2C (06) T Peak	1.29	0.76%	-	9,230.06		400.00	26.84	400.00	23.55		3.29
A-2C (06) T Off -Peak	6.24	3.70%	4,450.00	66,003.45		400.00	20.89	400.00	17.58	-	3.31
E-1ii(56) TEMP.		0.00%	-	-	#DIV/0!	50.00	36.93	50.00	20.34	-	16.59
Sub-Total	**12.37**	7.34%	**125,911.34**	**207,862.19**							
Industrial					#DIV/0!						
Industrial B-1 (07)	0.88	0.52%	4,654.00	66,293.54		0.00	28.41		17.23	-	11.18
B-1(09) PEAK	0.39	0.23%	-	46,136.38	0.00%	0.00	27.01		20.79		6.22
B-1(09) OFF-PEAK	3.87	2.30%	5,692.00	-		0.00	21.06		15.23		5.83
B-2A (10)	1.46	0.87%	805.00	72,555.27	0.00%	440.00	23.74	440.00	16.73	-	7.01
B-2B-(12) T Peak	1.99	1.18%	-	188,219.77		440.00	26.84	440.00	20.73		6.11
B-2B-(12) T Off-Peak	13.60	8.06%	2,654.00	-	#DIV/0!	440.00	20.69	440.00	15.02		5.67
B-3 (14) T Peak	0.27	0.16%	-	3,018.42		440.00	26.84	380.00	20.73		6.11
B-3 (14) T Off-Peak	1.44	0.85%	36.00	18,880.31	0.01%	420.00	18.59	420.00	14.93	-	3.66
B-4 (17) - Peak	0.16	0.09%	-	11,944.46	0.00%	420.00	26.40	420.00	20.73	-	5.67
B-4 (17) - Off Peak	1.03	0.61%	3.00	-	#DIV/0!	400.00	20.49	400.00	14.83	-	5.66
E-2 (58) Temp	0.08	0.05%	18.00	-	#DIV/0!	0.00	24.41		18.31	-	6.10
Sub-Total	**25.16**	14.92%	**13,917.00**	**407,048.15**							
Single Point Supply for Further Distribution											
C-1A (19)	0.24	0.14%	186.00	2,771.23		0.00	29.71		20.63	-	9.08
C-1B (25)	1.96	1.16%	175.00	18,303.06	0.01%	440.00	26.94	440.00	20.13	0.00	6.81
C-1C(26)T Peak	0.36	0.21%	20.00	11,620.23	0.00%	440.00	26.84	440.00	23.55		3.29
C-1C(26)T Off Peak	2.19	1.30%	155.00	-	#DIV/0!	440.00	20.89	440.00	16.95		3.94
C-2A (28)	0.78	0.46%	16.00	-	#DIV/0!	420.00	24.04	420.00	19.93	-	4.11
C-2B (29)T Peak	0.84	0.50%	40.00	7,424.33	0.01%	420.00	26.84	420.00	23.55	-	3.29
C-2B(29)T Off-Peak	4.32	2.56%	13.00	17,579.27		420.00	20.69	420.00	16.75	-	3.94
Sub-Total	**10.69**	6.34%	**605.00**	**57,698.13**							
Agriculture Tubewell - Tariff D											
Agriculture D-1A (41,42,43,44,46)	0.48	0.29%	2,126.59	92,554.53	0.00%	0.00	28.54		17.63	-	10.91
D2 (NOR)	0.99	0.59%	2,877.09	25,140.44	0.00%	200.00	26.85	200.00	20.55	-	6.30
D-1B(T) Peak	1.78	1.06%		61,886.10	0.00%	200.00	20.61	200.00	13.30	-	7.31
D-1B(T) Off-Peak	2.96	1.76%	38.35	-	#DIV/0!	200.00	22.91	200.00	5.35	-	17.56
D-1B(T) Peak (SUB)	0.19	0.11%	523.70	6,522.17		200.00	26.86	200.00	7.30	-	19.56
D-1B(T) Off-Peak	0.13	0.08%	3,704.27	-		200.00	18.41	200.00	7.30	-	11.11
	6.54	3.88%	**9,270.00**	**186,103.24**							
Public Lighting - Tariff G											
G(I)	1.16	0.69%	425.00	13,029.28		0.00	24.01		20.63	0.00	3.38
Housing Colonies - Tariff H										0.00	
H(1)	0.08	0.05%	19.00	2,333.84	0.00%	0.00	24.01		20.63	-	3.38
AJK Bulk Supply											
A-3 (66) General Supply	14.83	8.79%	14,383.66	106,026.80	0.02%	0.00	22.55		19.51	-	3.04
Total	**168.63**	**100.00%**	**853,816**	**1,684,827.19**	0.01%						

Sukkur Electric Power Company Ltd.

FORM - 27 (b)

SUKKUR ELECTRIC POWR COMPANY LTD.

Revenue & Subsidy Statement

FY 2021-22 (Feb)

Tariff Category / Description	Feb-22	Sales Mix	No. of Consumers	Sanctioned Load	Load Factor	Determined & Notified Tariff FY 2019-20		GoP Notified Tariff FY 2019-20		Subsidy	
						Fixed Charge	Variable Charge	Fixed Charge	Variable Charge	Fixed Charge	Variable Charge
	(MkWh)	(%age)		(kW)	(%age)	(Rs/kW/M)	(Rs/kWh)	(Rs/kW/M)	(Rs/kWh)	(Rs/kW/M)	(Rs/kWh)
Residential - A1											
Upto - 50	2.15	1.42%	68,102.00	106,026.80	0.00%	75.00	4.00	75.00	3.95	0.00	0.05
1-100 GoP Tariff	32.57	21.47%	325,639.00	104,390.56		150.00	17.28	150.00	7.74		9.54
101 - 200 GoP Tariff	22.90	15.09%	119,536.00	176,039.97	0.01%	0.00	20.31		10.06	-	10.25
201 - 300 GoP Tariff	17.96	11.84%	76,084.00	98,175.66		0.00	23.00		12.15	-	10.85
301 - 700 GoP Tariff	10.24	6.75%	75,586.00	146,374.79	0.01%	0.00	24.61		19.55	-	5.06
Above -700 GoP	1.55	1.02%	26,480.00	46,954.85	0.00%	0.00	26.99		22.65	-	4.34
A-1B(03) T Peak	0.10	0.06%	-	26,754.25	0.00%	0.00	27.00		22.65	-	4.35
A-1B(03) T Off- Peak	0.52	0.34%	2,856.00	-		0.00	21.05		16.33	-	4.72
E-11(55) Temp.	0.00	0.00%	2.00	8.68		0.00	24.65		22.79	-	1.86
Sub-Total	**87.99**	**58.00%**	**694,285**	**704,726**						-	0.00
For Peak Load Requirement Upto 20 KW											
Commercial - A2A (04)	3.67	2.42%	120,691.34	132,383.29		175.00	26.93	175.00	19.95		6.98
A-2B(05)	0.69	0.45%	770.00	245.38	0.32%	440.00	24.83	440.00	21.63		3.20
A-2C (06) T Peak	1.16	0.76%	-	9,230.06		400.00	26.84	400.00	23.55		3.29
A-2C (06) T Off -Peak	5.61	3.70%	4,450.00	66,303.45		400.00	20.89	400.00	17.58	-	3.31
E-1ii(56) TEMP.		0.00%	-	-	#DIV/0!	50.00	36.93	50.00	20.34	-	16.59
Sub-Total	**11.13**	**7.34%**	**125,911.34**	**207,862.19**							
Industrial					#DIV/0!						
Industrial B-1 (07)	0.79	0.52%	4,654.00	66,293.54		0.00	28.41		17.23	-	11.18
B-1(09) PEAK	0.35	0.23%	-	46,136.38	0.00%	0.00	27.01		20.79		6.22
B-1(09) OFF-PEAK	3.48	2.30%	5,692.00	-		0.00	21.06		15.23		5.83
B-2A (10)	1.31	0.87%	805.00	72,555.27	0.00%	440.00	23.74	440.00	16.73	-	7.01
B-2B-(12) T Peak	1.79	1.18%	-	188,219.77		440.00	26.84	440.00	20.73		6.11
B-2B-(12) T Off-Peak	12.23	8.06%	2,654.00	-	#DIV/0!	440.00	20.69	440.00	15.02		5.67
B-3 (14) T Peak	0.24	0.16%	-	3,018.42		440.00	26.84	380.00	20.73		6.11
B-3 (14) T Off-Peak	1.30	0.85%	36.00	18,880.31	0.01%	420.00	18.59	420.00	14.93	-	3.66
B-4 (17) - Peak	0.14	0.09%	-	11,944.46	0.00%	420.00	26.40	420.00	20.73	-	5.67
B-4 (17) - Off Peak	0.92	0.61%	3.00	-	#DIV/0!	400.00	20.49	400.00	14.83	-	5.66
E-2 (58) Temp	0.07	0.05%	18.00	-	#DIV/0!	0.00	24.41		18.31	-	6.10
Sub-Total	**22.64**	**14.92%**	**13,917.00**	**407,048.15**							
Single Point Supply for Further Distribution											
C-1A (19)	0.22	0.14%	186.00	2,771.23		0.00	29.71		20.63	-	9.08
C-1B (25)	1.76	1.16%	175.00	18,303.06	0.01%	440.00	26.94	440.00	20.13	0.00	6.81
C-1C(26)T Peak	0.32	0.21%	20.00	11,620.23	0.00%	440.00	26.84	440.00	23.55		3.29
C-1C(26)T Off Peak	1.97	1.30%	155.00	-	#DIV/0!	440.00	20.89	440.00	16.95		3.94
C-2A (28)	0.71	0.46%	16.00	-	#DIV/0!	420.00	24.04	420.00	19.93	-	4.11
C-2B (29)T Peak	0.76	0.50%	40.00	7,424.33	0.01%	420.00	26.84	420.00	23.55	-	3.29
C-2B(29)T Off-Peak	3.88	2.56%	13.00	17,579.27		420.00	20.69	420.00	16.75	-	3.94
Sub-Total	**9.62**	**6.34%**	**605.00**	**57,598.13**							
Agriculture Tubewell - Tariff D											
Agriculture D-1A (41,42,43,44,46)	0.44	0.29%	2,126.59	92,554.53	0.00%	0.00	28.54		17.63	-	10.91
D2 (NOR)	0.90	0.59%	2,877.09	25,140.44	0.00%	200.00	26.85	200.00	20.55	-	6.30
D-1B(T) Peak	1.60	1.06%		61,886.10	0.00%	200.00	20.61	200.00	13.30	-	7.31
D-1B(T) Off-Peak	2.66	1.76%	38.35	-	#DIV/0!	200.00	22.91	200.00	5.35	-	17.56
D-1B(T) Peak (SUB)	0.17	0.11%	523.70	6,522.17		200.00	26.86	200.00	7.30	-	19.56
D-1B(T) Off-Peak	0.12	0.08%	3,704.27	-		200.00	18.41	200.00	7.30	-	11.11
	5.89	**3.88%**	**9,270.00**	**186,103.24**							
Public Lighting - Tariff G											
G(I)	1.04	0.69%	425.00	13,029.28		0.00	24.01		20.63	0.00	3.38
Housing Colonies - Tariff H										0.00	
H(1)	0.07	0.05%	19.00	2,333.84	0.00%	0.00	24.01		20.63	-	3.38
AJK Bulk Supply											
A-3 (66) General Supply	13.34	8.79%	14,383.66	106,026.80	0.01%	0.00	22.55		19.51	-	3.04
Total	151.71	100.00%	858,816	1,684,827.19	0.01%						

Sukkur Electric Power Company Ltd.

FORM - 27 (b)

SUKKUR ELECTRIC POWR COMPANY LTD.

Revenue & Subsidy Statement

FY 2021-22 (Mar)

Description	Mar-22	Sales Mix	No. of Consumers	Sanctioned Load	Load Factor	Determined & Notified Tariff FY 2019-20		GoP Notified Tariff FY 2019-20		Subsidy	
						Fixed Charge	Variable Charge	Fixed Charge	Variable Charge	Fixed Charge	Variable Charge
	(MkWh)	(%age)		(kW)	(%age)	(Rs/kW/M)	(Rs/kWh)	(Rs/kW/M)	(Rs/kWh)	(Rs/kW/M)	(Rs/kWh)
Residential - A1											
Upto - 50	2.54	1.42%	68,102.00	106,026.80	0.00%	75.00	4.00	75.00	3.95	0.00	0.05
1-100 GoP Tariff	38.53	21.47%	325,639.00	104,390.56		150.00	17.28	150.00	7.74		9.54
101 - 200 GoP Tariff	27.09	15.09%	119,536.00	176,039.97	0.02%	0.00	20.31		10.06	-	10.25
201 - 300 GoP Tariff	21.25	11.84%	76,084.00	98,175.66		0.00	23.00		12.15	-	10.85
301 - 700 GoP Tariff	12.12	6.75%	75,586.00	146,374.79	0.01%	0.00	24.61		19.55	-	5.06
Above -700 GoP	1.84	1.02%	26,480.00	46,954.85	0.00%	0.00	26.99		22.65	-	4.34
A-1B(03) T Peak	0.12	0.06%	-	26,754.25	0.00%	0.00	27.00		22.65	-	4.35
A-1B(03) T Off- Peak	0.61	0.34%	2,856.00	-		0.00	21.05		16.33	-	4.72
E-11(55) Temp.	0.00	0.00%	2.00	8.68		0.00	24.65		22.79	-	1.86
Sub-Total	**104.10**	58.00%	**694,285**	**704,726**						-	0.00
For Peak Load Requirement Upto 20 KW											
Commercial - A2A (04)	4.34	2.42%	120,691.34	132,383.29		175.00	26.93	175.00	19.95		6.98
A-2B(05)	0.81	0.45%	770.00	245.38	0.38%	440.00	24.83	440.00	21.63		3.20
A-2C (06) T Peak	1.37	0.76%	-	9,230.06		400.00	26.84	400.00	23.55		3.29
A-2C (06) T Off -Peak	6.64	3.70%	4,450.00	66,003.45		400.00	20.89	400.00	17.58	-	3.31
E-1ii(56) TEMP.		0.00%	-	-	#DIV/0!	50.00	36.93	50.00	20.34	-	16.59
Sub-Total	**13.17**	7.34%	**125,911.34**	**207,862.19**							
Industrial					#DIV/0!						
Industrial B-1 (07)	0.94	0.52%	4,654.00	66,293.54		0.00	28.41		17.23	-	11.18
B-1(09) PEAK	0.41	0.23%	-	46,136.38	0.00%	0.00	27.01		20.79		6.22
B-1(09) OFF-PEAK	4.12	2.30%	5,692.00	-		0.00	21.06		15.23		5.83
B-2A (10)	1.56	0.87%	805.00	72,555.27	0.00%	440.00	23.74	440.00	16.73	-	7.01
B-2B-(12) T Peak	2.11	1.18%	-	188,219.77		440.00	26.84	440.00	20.73		6.11
B-2B-(12) T Off-Peak	14.47	8.06%	2,654.00	-	#DIV/0!	440.00	20.69	440.00	15.02		5.67
B-3 (14) T Peak	0.28	0.16%	-	3,018.42		440.00	26.84	380.00	20.73		6.11
B-3 (14) T Off-Peak	1.53	0.85%	36.00	18,880.31	0.01%	420.00	18.59	420.00	14.93	-	3.66
B-4 (17) - Peak	0.17	0.09%	-	11,944.46	0.00%	420.00	26.40	420.00	20.73	-	5.67
B-4 (17) - Off Peak	1.09	0.61%	3.00	-	#DIV/0!	400.00	20.49	400.00	14.83	-	5.66
E-2 (58) Temp	0.08	0.05%	18.00	-	#DIV/0!	0.00	24.41		18.31	-	6.10
Sub-Total	**26.78**	14.92%	**13,917.00**	**407,048.15**							
Single Point Supply for Further Distribution											
C-1A (19)	0.26	0.14%	186.00	2,771.23		0.00	29.71		20.63	-	9.08
C-1B (25)	2.08	1.16%	175.00	18,303.06	0.01%	440.00	26.94	440.00	20.13	0.00	6.81
C-1C(26)T Peak	0.38	0.21%	20.00	11,620.23	0.00%	440.00	26.84	440.00	23.55		3.29
C-1C(26)T Off Peak	2.33	1.30%	155.00	-	#DIV/0!	440.00	20.89	440.00	16.95		3.94
C-2A (28)	0.83	0.46%	16.00	-	#DIV/0!	420.00	24.04	420.00	19.93	-	4.11
C-2B (29)T Peak	0.90	0.50%	40.00	7,424.33	0.01%	420.00	26.84	420.00	23.55	-	3.29
C-2B(29)T Off-Peak	4.59	2.56%	13.00	17,579.27		420.00	20.69	420.00	16.75	-	3.94
Sub-Total	**11.38**	6.34%	**605.00**	**57,698.13**							
Agriculture Tubewell - Tariff D											
Agriculture D-1A (41,42,43,44,46)	0.52	0.29%	2,126.59	92,554.53	0.00%	0.00	28.54		17.63	-	10.91
D2 (NOR)	1.06	0.59%	2,877.09	25,140.44	0.00%	200.00	26.85	200.00	20.55	-	6.30
D-1B(T) Peak	1.89	1.06%		61,886.10	0.00%	200.00	20.61	200.00	13.30	-	7.31
D-1B(T) Off-Peak	3.15	1.76%	38.35	-	#DIV/0!	200.00	22.91	200.00	5.35	-	17.56
D-1B(T) Peak (SUB)	0.20	0.11%	523.70	6,522.17		200.00	26.86	200.00	7.30	-	19.56
D-1B(T) Off-Peak	0.14	0.08%	3,704.27	-		200.00	18.41	200.00	7.30	-	11.11
	6.96	3.88%	**9,270.00**	**186,103.24**							
Public Lighting - Tariff G											
G(I)	1.24	0.69%	425.00	13,029.28		0.00	24.01		20.63	0.00	3.38
Housing Colonies - Tariff H										0.00	
H(1)	0.08	0.05%	19.00	2,333.84	0.00%	0.00	24.01		20.63	-	3.38
AJK Bulk Supply											
A-3 (66) General Supply	15.78	8.79%	14,383.66	106,026.80	0.02%	0.00	22.55		19.51	-	3.04
Total	**179.48**	**100.00%**	**858,816**	**1,684,827.19**	0.01%						

Sukkur Electric Power Company Ltd.

FORM - 27 (b)

SUKKUR ELECTRIC POWR COMPANY LTD.

Revenue & Subsidy Statement

FY 2021-22 (3rd Qtr)

Description	3rd Qtr	Sales Mix	No. of Consumers	Sanctioned Load	Load Factor	Determined & Notified Tariff FY 2019-20		GoP Notified Tariff FY 2019-20		Subsidy	
						Fixed Charge	Variable Charge	Fixed Charge	Variable Charge	Fixed Charge	Variable Charge
	(MkWh)	(%age)		(kW)	(%age)	(Rs/kW/M)	(Rs/kWh)	(Rs/kW/M)	(Rs/kWh)	(Rs/kW/M)	(Rs/kWh)
Residential - A1											
Upto - 50	7.07	1.42%	68,102.00	106,026.80	0.01%	75.00	4.00	75.00	3.95	0.00	0.05
1-100 GoP Tariff	107.31	21.47%	325,639.00	104,390.56		150.00	17.28	150.00	7.74		9.54
101 - 200 GoP Tariff	75.43	15.09%	119,536.00	176,039.97	0.05%	0.00	20.31		10.06	-	10.25
201 - 300 GoP Tariff	59.18	11.84%	76,084.00	98,175.66		0.00	23.00		12.15	-	10.85
301 - 700 GoP Tariff	33.75	6.75%	75,586.00	146,374.79	0.03%	0.00	24.61		19.55	-	5.06
Above -700 GoP	5.12	1.02%	26,480.00	46,954.95	0.01%	0.00	26.99		22.65	-	4.34
A-1B(03) T Peak	0.32	0.06%	-	26,754.25	0.00%	0.00	27.00		22.65	-	4.35
A-1B(03) T Off- Peak	1.70	0.34%	2,356.00	-		0.00	21.05		16.33	-	4.72
E-11(55) Temp.	0.00	0.00%	2.00	8.68		0.00	24.65		22.79	-	1.86
Sub-Total	**289.89**	58.00%	**694,285**	**704,726**						-	0.00
For Peak Load Requirement Upto 20 KW											
Commercial - A2A (04)	12.10	2.42%	120,691.34	132,383.29		175.00	26.93	175.00	19.95		6.98
A-2B(05)	2.27	0.45%	770.00	245.38	1.06%	440.00	24.83	440.00	21.63		3.20
A-2C (06) T Peak	3.81	0.76%	-	9,230.06		400.00	26.84	400.00	23.55		3.29
A-2C (06) T Off -Peak	18.50	3.70%	4,450.00	66,003.45		400.00	20.89	400.00	17.58	-	3.31
E-1ii(56) TEMP.	-	0.00%	-	-	#DIV/0!	50.00	36.93	50.00	20.34	-	16.59
Sub-Total	**36.68**	7.34%	**125,911.34**	**207,862.19**							
Industrial					#DIV/0!						
Industrial B-1 (07)	2.62	0.52%	4,654.00	66,293.54		0.00	28.41		17.23	-	11.18
B-1(09) PEAK	1.15	0.23%	-	46,136.38	0.00%	0.00	27.01		20.79		6.22
B-1(09) OFF-PEAK	11.48	2.30%	5,692.00	-		0.00	21.06		15.23		5.83
B-2A (10)	4.33	0.87%	805.00	72,555.27	0.01%	440.00	23.74	440.00	16.73	-	7.01
B-2B-(12) T Peak	5.89	1.18%	-	188,219.77		440.00	26.84	440.00	20.73		6.11
B-2B-(12) T Off-Peak	40.30	8.06%	2,654.00	-	#DIV/0!	440.00	20.69	440.00	15.02		5.67
B-3 (14) T Peak	0.79	0.16%	-	3,018.42		440.00	26.84	380.00	20.73		6.11
B-3 (14) T Off-Peak	4.27	0.85%	36.00	18,880.31	0.03%	420.00	18.59	420.00	14.93	-	3.66
B-4 (17) - Peak	0.47	0.09%	-	11,944.46	0.00%	420.00	26.40	420.00	20.73	-	5.67
B-4 (17) - Off Peak	3.05	0.61%	3.00	-	#DIV/0!	400.00	20.49	400.00	14.83	-	5.66
E-2 (58) Temp	0.23	0.05%	18.00	-	#DIV/0!	0.00	24.41		18.31	-	6.10
Sub-Total	**74.57**	14.92%	**13,917.00**	**407,048.15**							
Single Point Supply for Further Distribution											
C-1A (19)	0.71	0.14%	186.00	2,771.23		0.00	29.71		20.63	-	9.08
C-1B (25)	5.80	1.16%	175.00	18,303.06	0.04%	440.00	26.94	440.00	20.13	0.00	6.81
C-1C(26)T Peak	1.06	0.21%	20.00	11,620.23	0.01%	440.00	26.84	440.00	23.55		3.29
C-1C(26)T Off Peak	5.49	1.30%	155.00	-	#DIV/0!	440.00	20.89	440.00	16.95		3.94
C-2A (28)	2.32	0.46%	16.00	-	#DIV/0!	420.00	24.04	420.00	19.93	-	4.11
C-2B (29)T Peak	2.50	0.50%	40.00	7,424.33	0.04%	420.00	26.84	420.00	23.55	-	3.29
C-2B(29)T Off-Peak	12.79	2.56%	13.00	17,579.27		420.00	20.69	420.00	16.75	-	3.94
Sub-Total	**31.68**	6.34%	**605.00**	**57,698.13**							
Agriculture Tubewell - Tariff D											
Agriculture D-1A (41,42,43,44,46)	1.44	0.29%	2,126.59	92,554.53	0.00%	0.00	28.54		17.63	-	10.91
D2 (NOR)	2.95	0.59%	2,877.09	25,140.44	0.01%	200.00	26.85	200.00	20.55	-	6.30
D-1B(T) Peak	5.27	1.06%		61,886.10	0.01%	200.00	20.61	200.00	13.30	-	7.31
D-1B(T) Off-Peak	8.78	1.76%	38.35	-	#DIV/0!	200.00	22.91	200.00	5.35	-	17.56
D-1B(T) Peak (SUB)	0.56	0.11%	523.70	6,522.17		200.00	26.86	200.00	7.30	-	19.56
D-1B(T) Off-Peak	0.39	0.08%	3,704.27	-		200.00	18.41	200.00	7.30	-	11.11
	19.39	3.88%	**9,270.00**	**186,103.24**							
Public Lighting - Tariff G											
G(I)	3.44	0.69%	425.00	13,029.28		0.00	24.01		20.63	0.00	3.38
Housing Colonies - Tariff H										0.00	
H(1)	0.23	0.05%	19.00	2,333.84	0.01%	0.00	24.01		20.63	-	3.38
AJK Bulk Supply											
A-3 (66) General Supply	43.94	8.79%	14,383.66	106,026.80	0.05%	0.00	22.55		19.51	-	3.04
Total	**499.82**	**100.00%**	**858,816**	**1,684,827.19**	0.03%						

Sukkur Electric Power Company Ltd.

FORM - 27 (b)

SUKKUR ELECTRIC POWR COMPANY LTD.

Revenue & Subsidy Statement

FY 2021-22 (Apr)

Description	Apr-22	Sales Mix	No. of Consumers	Sanctioned Load	Load Factor	Determined & Notified Tariff FY 2019-20		GoP Notified Tariff FY 2019-20		Subsidy	
						Fixed Charge	Variable Charge	Fixed Charge	Variable Charge	Fixed Charge	Variable Charge
	(MkWh)	(%age)		(kW)	(%age)	(Rs/kW/M)	(Rs/kWh)	(Rs/kW/M)	(Rs/kWh)	(Rs/kW/M)	(Rs/kWh)
Residential - A1											
Upto - 50	3.33	1.42%	68,102.00	106,026.80	0.00%	75.00	4.00	75.00	3.95	0.00	0.05
1-100 GoP Tariff	58.12	21.47%	325,639.00	104,390.56		150.00	17.28	150.00	7.74		9.54
101 - 200 GoP Tariff	40.85	15.09%	119,536.00	176,039.97	0.03%	0.00	20.31		10.06	-	10.25
201 - 300 GoP Tariff	32.06	11.84%	76,084.00	98,175.66		0.00	23.00		12.15	-	10.85
301 - 700 GoP Tariff	18.28	6.75%	75,586.00	146,374.79	0.01%	0.00	24.61		19.55	-	5.06
Above -700 GoP	2.77	1.02%	26,480.00	46,954.85	0.01%	0.00	26.99		22.65	-	4.34
A-1B(03) T Peak	0.18	0.06%	-	26,754.25	0.00%	0.00	27.00		22.65	-	4.35
A-1B(03) T Off- Peak	0.92	0.34%	2,856.00	-		0.00	21.05		16.33	-	4.72
E-11(55) Temp.	0.00	0.00%	2.00	8.68		0.00	24.65		22.79	-	1.86
Sub-Total	**157.01**	58.00%	**694,285**	**704,726**						-	0.00
For Peak Load Requirement Upto 20 KW											
Commercial - A2A (04)	6.55	2.42%	120,691.34	132,383.29		175.00	26.93	175.00	19.95		6.98
A-2B(05)	1.23	0.45%	770.00	245.38	0.57%	440.00	24.83	440.00	21.63		3.20
A-2C (06) T Peak	2.06	0.76%	-	9,230.06		400.00	26.84	400.00	23.55		3.29
A-2C (06) T Off -Peak	10.02	3.70%	4,450.00	66,003.45		400.00	20.89	400.00	17.58	-	3.31
E-1ii(56) TEMP.		0.00%	-	-	#DIV/0!	50.00	36.93	50.00	20.34	-	16.59
Sub-Total	**19.87**	7.34%	**125,911.34**	**207,862.19**							
Industrial					#DIV/0!						
Industrial B-1 (07)	1.42	0.52%	4,654.00	66,293.54		0.00	28.41		17.23	-	11.18
B-1(09) PEAK	0.62	0.23%	-	46,136.38	0.00%	0.00	27.01		20.79		6.22
B-1(09) OFF-PEAK	6.22	2.30%	5,692.00	-		0.00	21.06		15.23		5.83
B-2A (10)	2.35	0.87%	805.00	72,555.27	0.00%	440.00	23.74	440.00	16.73	-	7.01
B-2B-(12) T Peak	3.19	1.18%	-	188,219.77		440.00	26.84	440.00	20.73		6.11
B-2B-(12) T Off-Peak	21.83	8.06%	2,654.00	-	#DIV/0!	440.00	20.69	440.00	15.02		5.67
B-3 (14) T Peak	0.43	0.16%	-	3,018.42		440.00	26.84	380.00	20.73		6.11
B-3 (14) T Off-Peak	2.31	0.85%	36.00	18,880.31	0.01%	420.00	18.59	420.00	14.93	-	3.66
B-4 (17) - Peak	0.25	0.09%	-	11,944.46	0.00%	420.00	26.40	420.00	20.73	-	5.67
B-4 (17) - Off Peak	1.65	0.61%	3.00	-	#DIV/0!	400.00	20.49	400.00	14.83	-	5.66
E-2 (58) Temp	0.13	0.05%	18.00	-	#DIV/0!	0.00	24.41		18.31	-	6.10
Sub-Total	**40.39**	14.92%	**13,917.00**	**407,048.15**							
Single Point Supply for Further Distribution											
C-1A (19)	0.39	0.14%	186.00	2,771.23		0.00	29.71		20.63	-	9.08
C-1B (25)	3.14	1.16%	175.00	18,303.06	0.02%	440.00	26.94	440.00	20.13	0.00	6.81
C-1C(26)T Peak	0.58	0.21%	20.00	11,620.23	0.01%	440.00	26.84	440.00	23.55		3.29
C-1C(26)T Off Peak	3.52	1.30%	155.00	-	#DIV/0!	440.00	20.89	440.00	16.95		3.94
C-2A (28)	1.26	0.46%	16.00	-	#DIV/0!	420.00	24.04	420.00	19.93	-	4.11
C-2B (29)T Peak	1.35	0.50%	40.00	7,424.33	0.02%	420.00	26.84	420.00	23.55	-	3.29
C-2B(29)T Off-Peak	6.93	2.56%	13.00	17,579.27		420.00	20.69	420.00	16.75	-	3.94
Sub-Total	**17.16**	6.34%	**605.00**	**57,698.13**							
Agriculture Tubewell - Tariff D											
Agriculture D-1A (41,42,43,44,46)	0.78	0.29%	2,126.59	92,554.53	0.00%	0.00	28.54		17.63	-	10.91
D2 (NOR)	1.60	0.59%	2,877.09	25,140.44	0.01%	200.00	26.85	200.00	20.55	-	6.30
D-1B(T) Peak	2.86	1.06%		61,886.10	0.01%	200.00	20.61	200.00	13.30	-	7.31
D-1B(T) Off-Peak	4.75	1.76%	38.35	-	#DIV/0!	200.00	22.91	200.00	5.35	-	17.56
D-1B(T) Peak (SUB)	0.30	0.11%	523.70	6,522.17		200.00	26.86	200.00	7.30	-	19.56
D-1B(T) Off-Peak	0.21	0.08%	3,704.27	-		200.00	18.41	200.00	7.30	-	11.11
	10.50	3.88%	**9,270.00**	**186,103.24**							
Public Lighting - Tariff G											
G(I)	1.86	0.69%	425.00	13,029.28		0.00	24.01		20.63	0.00	3.38
Housing Colonies - Tariff H										0.00	
H(1)	0.12	0.05%	19.00	2,333.84	0.01%	0.00	24.01		20.63	-	3.38
AJK Bulk Supply											
A-3 (66) General Supply	23.80	8.79%	14,383.66	106,026.80	0.03%	0.00	22.55		19.51	-	3.04
Total	**270.72**	**100.00%**	**858,816**	**1,684,827.19**	0.02%						

Sukkur Electric Power Company Ltd.

FORM - 27 (b)

SUKKUR ELECTRIC POWR COMPANY LTD.

Revenue & Subsidy Statement

FY 2021-22 (May)

Description	May-22	Sales Mix	No. of Consumers	Sanctioned Load	Load Factor	Determined & Notified Tariff FY 2019-20		GoP Notified Tariff FY 2019-20		Subsidy	
						Fixed Charge	Variable Charge	Fixed Charge	Variable Charge	Fixed Charge	Variable Charge
	(MkWh)	(%age)		(kW)	(%age)	(Rs/kW/M)	(Rs/kWh)	(Rs/kW/M)	(Rs/kWh)	(Rs/kW/M)	(Rs/kWh)
Residential - A1											
Upto - 50	5.00	1.42%	68,102.00	106,026.80	0.01%	75.00	4.00	75.00	3.95	0.00	0.05
1-100 GoP Tariff	75.82	21.47%	325,639.00	104,390.56		150.00	17.28	150.00	7.74		9.54
101 - 200 GoP Tariff	53.29	15.09%	119,536.00	175,039.97	0.03%	0.00	20.31		10.06	-	10.25
201 - 300 GoP Tariff	41.82	11.84%	76,084.00	98,175.66		0.00	23.00		12.15	-	10.85
301 - 700 GoP Tariff	23.84	6.75%	75,586.00	146,374.79	0.02%	0.00	24.61		19.55	-	5.06
Above -700 GoP	3.62	1.02%	26,480.00	46,954.85	0.01%	0.00	26.99		22.65	-	4.34
A-1B(03) T Peak	0.23	0.06%	-	26,754.25	0.00%	0.00	27.00		22.65	-	4.35
A-1B(03) T Off- Peak	1.20	0.34%	2,856.00	-		0.00	21.05		16.33	-	4.72
E-11(55) Temp.	0.00	0.00%	2.00	8.68		0.00	24.65		22.79	-	1.86
Sub-Total	204.32	58.00%	694,285	704,726						-	0.00
For Peak Load Requirement Upto 20 KW											
Commercial - A2A (04)	8.55	2.42%	120,691.34	132,383.29		175.00	26.93	175.00	19.95		6.98
A-2B(05)	1.60	0.45%	770.00	245.38	0.75%	440.00	24.83	440.00	21.63		3.20
A-2C (06) T Peak	2.69	0.76%	-	9,230.06		400.00	26.84	400.00	23.55		3.29
A-2C (06) T Off -Peak	13.07	3.70%	4,450.00	66,003.45		400.00	20.89	400.00	17.58	-	3.31
E-1ii(56) TEMP.		0.00%	-	-	#DIV/0!	50.00	36.93	50.00	20.34	-	16.59
Sub-Total	25.91	7.34%	125,911.34	207,862.19							
Industrial					#DIV/0!						
Industrial B-1 (07)	1.85	0.52%	4,654.00	66,293.54		0.00	28.41		17.23	-	11.18
B-1(09) PEAK	0.81	0.23%	-	46,136.38	0.00%	0.00	27.01		20.79		6.22
B-1(09) OFF-PEAK	8.11	2.30%	5,692.00	-		0.00	21.06		15.23		5.83
B-2A (10)	3.06	0.87%	805.00	72,555.27	0.00%	440.00	23.74	440.00	16.73	-	7.01
B-2B-(12) T Peak	4.16	1.18%	-	188,219.77		440.00	26.84	440.00	20.73		6.11
B-2B-(12) T Off-Peak	28.47	8.06%	2,654.00	-	#DIV/0!	440.00	20.69	440.00	15.02		5.67
B-3 (14) T Peak	0.56	0.16%	-	3,018.42		440.00	26.84	380.00	20.73		6.11
B-3 (14) T Off-Peak	3.02	0.85%	36.00	18,880.31	0.02%	420.00	18.59	420.00	14.93	-	3.66
B-4 (17) - Peak	0.33	0.09%	-	11,944.46	0.00%	420.00	26.40	420.00	20.73	-	5.67
B-4 (17) - Off Peak	2.18	0.61%	3.00	-	#DIV/0!	400.00	20.49	400.00	14.83	-	5.66
E-2 (58) Temp	0.17	0.05%	18.00	-	#DIV/0!	0.00	24.41		18.31	-	6.10
Sub-Total	52.99	14.92%	13,917.00	407,048.15							
Single Point Supply for Further Distribution											
C-1A (19)	0.50	0.14%	186.00	2,771.23		0.00	29.71		20.63	-	9.08
C-1B (25)	4.10	1.16%	175.00	18,303.06	0.03%	440.00	26.94	440.00	20.13	0.00	6.81
C-1C(26)T Peak	0.75	0.21%	20.00	11,520.23	0.01%	440.00	26.84	440.00	23.55		3.29
C-1C(26)T Off Peak	4.59	1.30%	155.00	-	#DIV/0!	440.00	20.89	440.00	16.95		3.94
C-2A (28)	1.64	0.46%	16.00	-	#DIV/0!	420.00	24.04	420.00	19.93	-	4.11
C-2B (29)T Peak	1.76	0.50%	40.00	7,424.33	0.03%	420.00	26.84	420.00	23.55	-	3.29
C-2B(29)T Off-Peak	9.04	2.56%	13.00	17,579.27		420.00	20.69	420.00	16.75	-	3.94
Sub-Total	22.38	6.34%	605.00	57,698.13							
Agriculture Tubewell - Tariff D											
Agriculture D-1A (41,42,43,44,46)	1.01	0.29%	2,126.59	92,554.53	0.00%	0.00	28.54		17.63	-	10.91
D2 (NOR)	2.08	0.59%	2,877.09	25,140.44	0.01%	200.00	26.85	200.00	20.55	-	6.30
D-1B(T) Peak	3.73	1.06%		51,886.10	0.01%	200.00	20.61	200.00	13.30	-	7.31
D-1B(T) Off-Peak	6.20	1.76%	38.35	-	#DIV/0!	200.00	22.91	200.00	5.35	-	17.56
D-1B(T) Peak (SUB)	0.40	0.11%	523.70	6,522.17		200.00	26.86	200.00	7.30	-	19.56
D-1B(T) Off-Peak	0.27	0.08%	3,704.27	-		200.00	18.41	200.00	7.30	-	11.11
	13.70	3.88%	9,270.00	186,103.24							
Public Lighting - Tariff G											
G(I)	2.43	0.69%	425.00	13,029.28		0.00	24.01		20.63	0.00	3.38
Housing Colonies - Tariff H										0.00	
H(1)	0.16	0.05%	19.00	2,333.84	0.01%	0.00	24.01		20.63	-	3.38
AJK Bulk Supply											
A-3 (66) General Supply	31.05	8.79%	14,383.66	105,026.80	0.03%	0.00	22.55		19.51	-	3.04
Total	353.14	100.00%	858,816	1,684,827.19	0.02%						

Sukkur Electric Power Company Ltd.

FORM - 27 (b)

SUKKUR ELECTRIC POWR COMPANY LTD.

Revenue & Subsidy Statement

FY 2021-22 (Jun)

Description	Jun-22	Sales Mix	No. of Consumers	Sanctioned Load	Load Factor	Determined & Notified Tariff FY 2019-20		GoP Notified Tariff FY 2019-20		Subsidy	
						Fixed Charge	Variable Charge	Fixed Charge	Variable Charge	Fixed Charge	Variable Charge
	(MkWh)	(%age)		(kW)	(%age)	(Rs/kW/M)	(Rs/kWh)	(Rs/kW/M)	(Rs/kWh)	(Rs/kW/M)	(Rs/kWh)
Residential - A1											
Upto - 50	4.42	1.42%	68,102.00	105,026.80	0.00%	75.00	4.00	75.00	3.95	0.00	0.05
1-100 GoP Tariff	67.08	21.47%	325,639.00	104,390.56		150.00	17.28	150.00	7.74		9.54
101 - 200 GoP Tariff	47.15	15.09%	119,536.00	176,039.97	0.03%	0.00	20.31		10.06	-	10.25
201 - 300 GoP Tariff	37.00	11.84%	76,084.00	98,175.66		0.00	23.00		12.15	-	10.85
301 - 700 GoP Tariff	21.10	6.75%	75,586.00	146,374.79	0.02%	0.00	24.61		19.55	-	5.06
Above -700 GoP	3.20	1.02%	26,480.00	46,954.85	0.01%	0.00	26.99		22.65	-	4.34
A-1B(03) T Peak	0.20	0.06%	-	26,754.25	0.00%	0.00	27.00		22.65	-	4.35
A-1B(03) T Off- Peak	1.06	0.34%	2,856.00	-		0.00	21.05		16.33	-	4.72
E-11(55) Temp.	0.00	0.00%	2.00	8.68		0.00	24.65		22.79	-	1.86
Sub-Total	**181.21**	58.00%	**694,285**	**704,725**						-	0.00
For Peak Load Requirement Upto 20 KW											
Commercial - A2A (04)	7.56	2.42%	120,691.34	132,383.29		175.00	26.93	175.00	19.95		6.98
A-2B(05)	1.42	0.45%	770.00	245.38	0.66%	440.00	24.83	440.00	21.63		3.20
A-2C (06) T Peak	2.38	0.76%	-	9,230.06		400.00	26.84	400.00	23.55		3.29
A-2C (06) T Off -Peak	11.56	3.70%	4,450.00	66,003.45		400.00	20.89	400.00	17.58	-	3.31
E-1ii(56) TEMP.		0.00%	-	-	#DIV/0!	50.00	36.93	50.00	20.34	-	16.59
Sub-Total	**22.93**	7.34%	**125,911.34**	**207,862.19**							
Industrial					#DIV/0!						
Industrial B-1 (07)	1.64	0.52%	4,654.00	66,293.54		0.00	28.41		17.23	-	11.18
B-1(09) PEAK	0.72	0.23%	-	46,136.38	0.00%	0.00	27.01		20.79		6.22
B-1(09) OFF-PEAK	7.18	2.30%	5,692.00	-		0.00	21.06		15.23		5.83
B-2A (10)	2.71	0.87%	805.00	72,555.27	0.00%	440.00	23.74	440.00	16.73	-	7.01
B-2B-(12) T Peak	3.68	1.18%	-	188,219.77		440.00	26.84	440.00	20.73		6.11
B-2B-(12) T Off-Peak	25.19	8.06%	2,654.00	-	#DIV/0!	440.00	20.69	440.00	15.02		5.67
B-3 (14) T Peak	0.50	0.16%	-	3,018.42		440.00	26.84	380.00	20.73		6.11
B-3 (14) T Off-Peak	2.67	0.85%	36.00	18,880.31	0.02%	420.00	18.59	420.00	14.93	-	3.66
B-4 (17) - Peak	0.29	0.09%	-	11,944.46	0.00%	420.00	26.40	420.00	20.73	-	5.67
B-4 (17) - Off Peak	1.90	0.61%	3.00	-	#DIV/0!	400.00	20.49	400.00	14.83	-	5.66
E-2 (58) Temp	0.15	0.05%	18.00	-	#DIV/0!	0.00	24.41		18.31	-	6.10
Sub-Total	**46.62**	14.92%	**13,917.00**	**407,048.15**							
Single Point Supply for Further Distribution											
C-1A (19)	0.44	0.14%	186.00	2,771.23		0.00	29.71		20.63	-	9.08
C-1B (25)	3.62	1.16%	175.00	18,303.06	0.02%	440.00	26.94	440.00	20.13	0.00	6.81
C-1C(26)T Peak	0.66	0.21%	20.00	11,620.23	0.01%	440.00	26.84	440.00	23.55		3.29
C-1C(26)T Off Peak	4.06	1.30%	155.00	-	#DIV/0!	440.00	20.89	440.00	16.95		3.94
C-2A (28)	1.45	0.46%	16.00	-	#DIV/0!	420.00	24.04	420.00	19.93	-	4.11
C-2B (29)T Peak	1.56	0.50%	40.00	7,424.33	0.02%	420.00	26.84	420.00	23.55	-	3.29
C-2B(29)T Off-Peak	8.00	2.56%	13.00	17,579.27		420.00	20.69	420.00	16.75	-	3.94
Sub-Total	**19.80**	6.34%	**605.00**	**57,698.13**							
Agriculture Tubewell - Tariff D											
Agriculture D-1A (41,42,43,44,46)	0.90	0.29%	2,126.59	92,554.53	0.00%	0.00	28.54		17.63	-	10.91
D2 (NOR)	1.84	0.59%	2,877.09	25,140.44	0.01%	200.00	26.85	200.00	20.55	-	6.30
D-1B(T) Peak	3.30	1.06%		61,886.10	0.01%	200.00	20.61	200.00	13.30	-	7.31
D-1B(T) Off-Peak	5.49	1.76%	38.35	-	#DIV/0!	200.00	22.91	200.00	5.35	-	17.56
D-1B(T) Peak (SUB)	0.35	0.11%	523.70	6,522.17		200.00	26.86	200.00	7.30	-	19.56
D-1B(T) Off-Peak	0.24	0.08%	3,704.27	-		200.00	18.41	200.00	7.30	-	11.11
	12.12	3.88%	**9,270.00**	**186,103.24**							
Public Lighting - Tariff G											
G(I)	2.15	0.69%	425.00	13,029.28		0.00	24.01		20.63	0.00	3.38
Housing Colonies - Tariff H										0.00	
H(1)	0.14	0.05%	19.00	2,333.84	0.01%	0.00	24.01		20.63	-	3.38
AJK Bulk Supply											
A-3 (66) General Supply	27.47	8.79%	14,383.66	106,026.80	0.03%	0.00	22.55		19.51	-	3.04
Total	**312.45**	**100.00%**	**858,816**	**1,684,827.19**	0.02%						

Sukkur Electric Power Company Ltd.

FORM - 27 (b)

SUKKUR ELECTRIC POWR COMPANY LTD.

Revenue & Subsidy Statement

FY 2021-22 (4th Qtr)

Description	4th Qtr	Sales Mix	No. of Consumers	Sanctioned Load	Load Factor	Determined & Notified Tariff FY 2019-20		GoP Notified Tariff FY 2019-20		Subsidy	
						Fixed Charge	Variable Charge	Fixed Charge	Variable Charge	Fixed Charge	Variable Charge
	(MkWh)	(%age)		(kW)	(%age)	(Rs/kW/M)	(Rs/kWh)	(Rs/kW/M)	(Rs/kWh)	(Rs/kW/M)	(Rs/kWh)
Residential - A1											
Upto - 50	13.25	1.42%	68,102.00	106,026.80	0.01%	75.00	4.00	75.00	3.95	0.00	0.05
1-100 GoP Tariff	201.02	21.47%	325,639.00	104,390.56		150.00	17.28	150.00	7.74		9.54
101 - 200 GoP Tariff	141.30	15.09%	119,536.00	176,039.97	0.09%	0.00	20.31		10.06	-	10.25
201 - 300 GoP Tariff	110.87	11.84%	76,084.00	98,175.66		0.00	23.00		12.15	-	10.85
301 - 700 GoP Tariff	63.22	6.75%	75,586.00	146,374.79	0.05%	0.00	24.61		19.55	-	5.06
Above -700 GoP	9.59	1.02%	26,480.00	46,954.85	0.02%	0.00	26.99		22.65	-	4.34
A-1B(03) T Peak	0.61	0.06%	-	26,754.25	0.00%	0.00	27.00		22.65	-	4.35
A-1B(03) T Off- Peak	3.19	0.34%	2,856.00	-		0.00	21.05		16.33	-	4.72
E-11(55) Temp.	0.00	0.00%	2.00	8.68		0.00	24.65		22.79	-	1.86
Sub-Total	**543.04**	58.00%	**694,285**	**704,725**						-	0.00
For Peak Load Requirement Upto 20 KW											
Commercial - A2A (04)	22.66	2.42%	120,691.34	132,383.29		175.00	26.93	175.00	19.95		6.98
A-2B(05)	4.25	0.45%	770.00	245.38	1.98%	440.00	24.83	440.00	21.63		3.20
A-2C (06) T Peak	7.14	0.76%	-	9,230.06		400.00	26.84	400.00	23.55		3.29
A-2C (06) T Off -Peak	34.65	3.70%	4,450.00	66,003.45		400.00	20.89	400.00	17.58	-	3.31
E-1ii(56) TEMP.	-	0.00%	-	-	#DIV/0!	50.00	36.93	50.00	20.34	-	16.59
Sub-Total	**68.71**	7.34%	**125,911.34**	**207,862.19**							
Industrial					#DIV/0!						
Industrial B-1 (07)	4.90	0.52%	4,654.00	66,293.54		0.00	28.41		17.23	-	11.18
B-1(09) PEAK	2.15	0.23%	-	46,136.38	0.01%	0.00	27.01		20.79		6.22
B-1(09) OFF-PEAK	21.50	2.30%	5,692.00	-		0.00	21.06		15.23		5.83
B-2A (10)	8.11	0.87%	805.00	72,555.27	0.01%	440.00	23.74	440.00	16.73	-	7.01
B-2B-(12) T Peak	11.03	1.18%	-	188,219.77		440.00	26.84	440.00	20.73		6.11
B-2B-(12) T Off-Peak	75.50	8.06%	2,654.00	-	#DIV/0!	440.00	20.69	440.00	15.02		5.67
B-3 (14) T Peak	1.48	0.16%	-	3,018.42		440.00	26.84	380.00	20.73		6.11
B-3 (14) T Off-Peak	8.00	0.85%	36.00	18,380.31	0.05%	420.00	18.59	420.00	14.93	-	3.66
B-4 (17) - Peak	0.88	0.09%	-	11,944.46	0.01%	420.00	26.40	420.00	20.73	-	5.67
B-4 (17) - Off Peak	5.71	0.61%	3.00	-	#DIV/0!	400.00	20.49	400.00	14.83	-	5.66
E-2 (58) Temp	0.44	0.05%	18.00	-	#DIV/0!	0.00	24.41		18.31	-	6.10
Sub-Total	**139.70**	14.92%	**13,917.00**	**407,048.15**							
Single Point Supply for Further Distribution											
C-1A (19)	1.33	0.14%	186.00	2,771.23		0.00	29.71		20.63	-	9.08
C-1B (25)	10.86	1.16%	175.00	18,303.06	0.07%	440.00	26.94	440.00	20.13	0.00	6.81
C-1C(26)T Peak	1.99	0.21%	20.00	11,620.23	0.02%	440.00	26.84	440.00	23.55		3.29
C-1C(26)T Off Peak	12.16	1.30%	155.00	-	#DIV/0!	440.00	20.89	440.00	16.95		3.94
C-2A (28)	4.35	0.46%	16.00	-	#DIV/0!	420.00	24.04	420.00	19.93	-	4.11
C-2B (29)T Peak	4.68	0.50%	40.00	7,424.33	0.07%	420.00	26.84	420.00	23.55	-	3.29
C-2B(29)T Off-Peak	23.96	2.56%	13.00	17,579.27		420.00	20.69	420.00	16.75	-	3.94
Sub-Total	**59.34**	6.34%	**605.00**	**57,698.13**							
Agriculture Tubewell - Tariff D											
Agriculture D-1A (41,42,43,44,46)	2.69	0.29%	2,126.59	92,554.53	0.00%	0.00	28.54		17.63	-	10.91
D2 (NOR)	5.52	0.59%	2,877.09	25,140.44	0.03%	200.00	26.85	200.00	20.55	-	6.30
D-1B(T) Peak	9.88	1.06%		61,886.10	0.02%	200.00	20.61	200.00	13.30	-	7.31
D-1B(T) Off-Peak	16.45	1.76%	38.35	-	#DIV/0!	200.00	22.91	200.00	5.35	-	17.56
D-1B(T) Peak (SUB)	1.05	0.11%	523.70	6,522.17		200.00	26.86	200.00	7.30	-	19.56
D-1B(T) Off-Peak	0.73	0.08%	3,704.27	-		200.00	18.41	200.00	7.30	-	11.11
	36.32	3.88%	**9,270.00**	**186,103.24**							
Public Lighting - Tariff G											
G(I)	6.45	0.69%	425.00	13,029.28		0.00	24.01		20.63	0.00	3.38
Housing Colonies - Tariff H										0.00	
H(1)	0.43	0.05%	19.00	2,333.84	0.02%	0.00	24.01		20.63	-	3.38
AJK Bulk Supply											
A-3 (66) General Supply	82.32	8.79%	14,383.66	106,026.80	0.09%	0.00	22.55		19.51	-	3.04
Total	**936.30**	**100.00%**	**858,816**	**1,684,827.19**	0.06%						

Sukkur Electric Power Company Ltd.

FORM - 27 (b)

SUKKUR ELECTRIC POWR COMPANY LTD.

Revenue & Subsidy Statement

FY 2022-23 (Jul)

Description	Jul-22	Sales Mix	No. of Consumers	Sanctioned Load	Load Factor	Determined & Notified Tariff FY 2019-20		GoP Notified Tariff FY 2019-20		Subsidy	
						Fixed Charge	Variable Charge	Fixed Charge	Variable Charge	Fixed Charge	Variable Charge
	(MkWh)	(%age)		(kW)	(%age)	(Rs/kW/M)	(Rs/kWh)	(Rs/kW/M)	(Rs/kWh)	(Rs/kW/M)	(Rs/kWh)
Residential - A1											
Upto - 50	4.09	1.42%	65,102.00	106,026.80	0.00%	75.00	4.00	75.00	3.95	0.00	0.05
1-100 GoP Tariff	62.01	21.47%	375,639.00	104,390.56		150.00	17.28	150.00	7.74		9.54
101 - 200 GoP Tariff	43.59	15.09%	119,536.00	176,039.97	0.03%	0.00	20.31		10.06	-	10.25
201 - 300 GoP Tariff	34.20	11.84%	76,084.00	98,175.66		0.00	23.00		12.15	-	10.85
301 - 700 GoP Tariff	19.50	6.75%	75,586.00	146,374.79	0.02%	0.00	24.61		19.55	-	5.06
Above -700 GoP	2.96	1.02%	26,480.00	46,954.85	0.01%	0.00	26.99		22.65	-	4.34
A-1B(03) T Peak	0.19	0.06%	-	26,754.25	0.00%	0.00	27.00		22.65	-	4.35
A-1B(03) T Off- Peak	0.98	0.34%	2,856.00	-		0.00	21.05		16.33	-	4.72
E-11(55) Temp.	0.00	0.00%	2.00	8.68		0.00	24.65		22.79	-	1.86
Sub-Total	**167.52**	58.00%	**744,285**	**704,726**						-	0.00
For Peak Load Requirement Upto 20 KW											
Commercial - A2A (04)	6.99	2.42%	120,691.34	132,383.29		175.00	26.93	175.00	19.95		6.98
A-2B(05)	1.31	0.45%	770.00	245.38	0.61%	440.00	24.83	440.00	21.63		3.20
A-2C (06) T Peak	2.20	0.76%	-	9,230.06		400.00	26.84	400.00	23.55		3.29
A-2C (06) T Off -Peak	10.69	3.70%	4,450.00	66,003.45		400.00	20.89	400.00	17.58	-	3.31
E-1ii(56) TEMP.		0.00%	-	-	#DIV/0!	50.00	36.93	50.00	20.34	-	16.59
Sub-Total	**21.20**	7.34%	**125,911.34**	**207,862.19**							
Industrial					#DIV/0!						
Industrial B-1 (07)	1.51	0.52%	4,854.00	66,293.54		0.00	28.41		17.23	-	11.18
B-1(09) PEAK	0.66	0.23%	-	46,136.38	0.00%	0.00	27.01		20.79		6.22
B-1(09) OFF-PEAK	6.63	2.30%	5,692.00	-		0.00	21.06		15.23		5.83
B-2A (10)	2.50	0.87%	805.00	72,555.27	0.00%	440.00	23.74	440.00	16.73	-	7.01
B-2B-(12) T Peak	3.40	1.18%	-	188,219.77		440.00	26.84	440.00	20.73		6.11
B-2B-(12) T Off-Peak	23.29	8.06%	2,654.00	-	#DIV/0!	440.00	20.69	440.00	15.02		5.67
B-3 (14) T Peak	0.46	0.16%	-	3,018.42		440.00	26.84	380.00	20.73		6.11
B-3 (14) T Off-Peak	2.47	0.85%	36.00	18,880.31	0.01%	420.00	18.59	420.00	14.93	-	3.66
B-4 (17) - Peak	0.27	0.09%	-	11,944.46	0.00%	420.00	26.40	420.00	20.73	-	5.67
B-4 (17) - Off Peak	1.76	0.61%	3.00	-	#DIV/0!	400.00	20.49	400.00	14.83	-	5.66
E-2 (58) Temp	0.14	0.05%	18.00	-	#DIV/0!	0.00	24.41		18.31	-	6.10
Sub-Total	**43.10**	14.92%	**13,917.00**	**407,048.15**							
Single Point Supply for Further Distribution											
C-1A (19)	0.41	0.14%	186.00	2,771.23		0.00	29.71		20.63	-	9.08
C-1B (25)	3.35	1.16%	175.00	18,303.06	0.02%	440.00	26.94	440.00	20.13	0.00	6.81
C-1C(26)T Peak	0.61	0.21%	20.00	11,620.23	0.01%	440.00	26.84	440.00	23.55		3.29
C-1C(26)T Off Peak	3.75	1.30%	155.00	-	#DIV/0!	440.00	20.89	440.00	16.95		3.94
C-2A (28)	1.34	0.46%	16.00	-	#DIV/0!	420.00	24.04	420.00	19.93	-	4.11
C-2B (29)T Peak	1.44	0.50%	40.00	7,424.33	0.02%	420.00	26.84	420.00	23.55	-	3.29
C-2B(29)T Off-Peak	7.39	2.56%	13.00	17,579.27		420.00	20.69	420.00	16.75	-	3.94
Sub-Total	**18.31**	6.34%	**605.00**	**57,698.13**							
Agriculture Tubewell - Tariff D											
Agriculture D-1A (41,42,43,44,46)	0.83	0.29%	2,126.59	92,554.53	0.00%	0.00	28.54		17.63	-	10.91
D2 (NOR)	1.70	0.59%	2,877.09	25,140.44	0.01%	200.00	26.85	200.00	20.55	-	6.30
D-1B(T) Peak	3.05	1.06%		61,886.10	0.01%	200.00	20.61	200.00	13.30	-	7.31
D-1B(T) Off-Peak	5.07	1.76%	38.35	-	#DIV/0!	200.00	22.91	200.00	5.35	-	17.56
D-1B(T) Peak (SUB)	0.33	0.11%	523.70	6,522.17		200.00	26.86	200.00	7.30	-	19.56
D-1B(T) Off-Peak	0.22	0.08%	3,704.27	-		200.00	18.41	200.00	7.30	-	11.11
	11.20	3.88%	**9,270.00**	**186,103.24**							
Public Lighting - Tariff G											
G(1)	1.99	0.69%	425.00	13,029.28		0.00	24.01		20.63	0.00	3.38
Housing Colonies - Tariff H										0.00	
H(1)	0.13	0.05%	19.00	2,333.84	0.01%	0.00	24.01		20.63	-	3.38
AJK Bulk Supply											
A-3 (66) General Supply	25.39	8.79%	14,383.66	106,026.80	0.03%	0.00	22.55		19.51	-	3.04
Total	**288.84**	**100.00%**	**908,816.00**	**1,684,827.19**	0.02%						

Sukkur Electric Power Company Ltd.

FORM - 27 (b)

SUKKUR ELECTRIC POWR COMPANY LTD.

Revenue & Subsidy Statement

FY 2022-23 (Aug)

Description	Aug-22	Sales Mix	No. of Consumers	Sanctioned Load	Load Factor	Determined & Notified Tariff FY 2019-20		GoP Notified Tariff FY 2019-20		Subsidy	
						Fixed Charge	Variable Charge	Fixed Charge	Variable Charge	Fixed Charge	Variable Charge
	(MkWh)	(%age)		(kW)	(%age)	(Rs/kW/M)	(Rs/kWh)	(Rs/kW/M)	(Rs/kWh)	(Rs/kW/M)	(Rs/kWh)
Residential - A1											
Upto - 50	4.62	1.42%	68,102.00	106,026.80	0.00%	75.00	4.00	75.00	3.95	0.00	0.05
1-100 GoP Tariff	70.02	21.47%	375,639.00	104,390.56		150.00	17.28	150.00	7.74		9.54
101 - 200 GoP Tariff	49.22	15.09%	119,536.00	176,039.97	0.03%	0.00	20.31		10.06	-	10.25
201 - 300 GoP Tariff	38.52	11.84%	76,084.00	98,175.66		0.00	23.00		12.15	-	10.85
301 - 700 GoP Tariff	22.02	6.75%	75,586.00	146,374.79	0.02%	0.00	24.61		19.55	-	5.06
Above -700 GoP	3.34	1.02%	26,480.00	46,954.85	0.01%	0.00	26.99		22.65	-	4.34
A-1B(03) T Peak	0.21	0.06%	-	26,754.25	0.00%	0.00	27.00		22.65	-	4.35
A-1B(03) T Off- Peak	1.11	0.34%	2,856.00	-		0.00	21.05		16.33	-	4.72
E-11(55) Temp.	0.00	0.00%	2.00	8.68		0.00	24.65		22.79	-	1.86
Sub-Total	**189.16**	58.00%	**744,285**	**704,725**						-	0.00
For Peak Load Requirement Upto 20 KW											
Commercial - A2A (04)	7.89	2.42%	120,691.34	132,383.29		175.00	26.93	175.00	19.95		6.98
A-2B(05)	1.48	0.45%	770.00	245.38	0.69%	440.00	24.83	440.00	21.63		3.20
A-2C (06) T Peak	2.49	0.76%	-	9,230.06		400.00	26.84	400.00	23.55		3.29
A-2C (06) T Off -Peak	12.07	3.70%	4,450.00	66,003.45		400.00	20.89	400.00	17.58	-	3.31
E-1ii(56) TEMP.		0.00%	-	-	#DIV/0!	50.00	36.93	50.00	20.34	-	16.59
Sub-Total	**23.93**	7.34%	**125,911.34**	**207,862.19**							
Industrial					#DIV/0!						
Industrial B-1 (07)	1.71	0.52%	4,654.00	66,293.54		0.00	28.41		17.23	-	11.18
B-1(09) PEAK	0.75	0.23%	-	46,136.38	0.00%	0.00	27.01		20.79		6.22
B-1(09) OFF-PEAK	7.49	2.30%	5,692.00	-		0.00	21.06		15.23		5.83
B-2A (10)	2.83	0.87%	805.00	72,555.27	0.00%	440.00	23.74	440.00	16.73	-	7.01
B-2B-(12) T Peak	3.84	1.18%	-	188,219.77		440.00	26.84	440.00	20.73		6.11
B-2B-(12) T Off-Peak	26.30	8.06%	2,654.00	-	#DIV/0!	440.00	20.69	440.00	15.02		5.67
B-3 (14) T Peak	0.52	0.16%	-	3,018.42		440.00	26.84	380.00	20.73		6.11
B-3 (14) T Off-Peak	2.79	0.85%	36.00	18,880.31	0.02%	420.00	18.59	420.00	14.93	-	3.66
B-4 (17) - Peak	0.31	0.09%	-	11,944.46	0.00%	420.00	26.40	420.00	20.73	-	5.67
B-4 (17) - Off Peak	1.99	0.61%	3.00	-	#DIV/0!	400.00	20.49	400.00	14.83	-	5.66
E-2 (58) Temp	0.15	0.05%	18.00	-	#DIV/0!	0.00	24.41		18.31	-	6.10
Sub-Total	**48.66**	14.92%	**13,917.00**	**407,048.15**							
Single Point Supply for Further Distribution											
C-1A (19)	0.46	0.14%	186.00	2,771.23		0.00	29.71		20.63	-	9.08
C-1B (25)	3.78	1.16%	175.00	18,303.06	0.02%	440.00	26.94	440.00	20.13	0.00	6.81
C-1C(26)T Peak	0.69	0.21%	20.00	11,620.23	0.01%	440.00	26.84	440.00	23.55		3.29
C-1C(26)T Off Peak	4.24	1.30%	155.00	-	#DIV/0!	440.00	20.89	440.00	16.95		3.94
C-2A (28)	1.52	0.46%	16.00	-	#DIV/0!	420.00	24.04	420.00	19.93	-	4.11
C-2B (29)T Peak	1.63	0.50%	40.00	7,424.33	0.03%	420.00	26.84	420.00	23.55	-	3.29
C-2B(29)T Off-Peak	8.35	2.56%	13.00	17,579.27		420.00	20.69	420.00	16.75	-	3.94
Sub-Total	**20.67**	6.34%	**605.00**	**57,698.13**							
Agriculture Tubewell - Tariff D											
Agriculture D-1A (41,42,43,44,46)	0.94	0.29%	2,126.59	92,554.53	0.00%	0.00	28.54		17.63	-	10.91
D2 (NOR)	1.92	0.59%	2,877.09	25,140.44	0.01%	200.00	26.85	200.00	20.55	-	6.30
D-1B(T) Peak	3.44	1.06%		61,886.10	0.01%	200.00	20.61	200.00	13.30	-	7.31
D-1B(T) Off-Peak	5.73	1.76%	38.35	-	#DIV/0!	200.00	22.91	200.00	5.35	-	17.56
D-1B(T) Peak (SUB)	0.37	0.11%	523.70	6,522.17		200.00	26.86	200.00	7.30	-	19.56
D-1B(T) Off-Peak	0.25	0.08%	3,704.27	-		200.00	18.41	200.00	7.30	-	11.11
	12.65	3.88%	**9,270.00**	**186,103.24**							
Public Lighting - Tariff G											
G(I)	2.25	0.69%	425.00	13,029.28		0.00	24.01		20.63	0.00	3.38
Housing Colonies - Tariff H										0.00	
H(1)	0.15	0.05%	19.00	2,333.84	0.01%	0.00	24.01		20.63	-	3.38
AJK Bulk Supply											
A-3 (66) General Supply	28.57	8.79%	14,383.66	106,026.80	0.03%	0.00	22.55		19.51	-	3.04
Total	**326.14**	**100.00%**	**908,816.00**	**1,684,827.19**	0.02%						

Sukkur Electric Power Company Ltd.

FORM - 27 (b)

SUKKUR ELECTRIC POWR COMPANY LTD.

Revenue & Subsidy Statement

FY 2022-23 (Sep)

Description	Sep-22	Sales Mix	No.of Consumers	Sanctioned Load	Load Factor	Determined & Notified Tariff FY 2019-20		GoP Notified Tariff FY 2019-20		Subsidy	
						Fixed Charge	Variable Charge	Fixed Charge	Variable Charge	Fixed Charge	Variable Charge
	(MkWh)	(%age)		(kW)	(%age)	(Rs/kW/M)	(Rs/kWh)	(Rs/kW/M)	(Rs/kWh)	(Rs/kW/M)	(Rs/kWh)
Residential - A1											
Upto - 50	4.18	1.42%	68,102.00	106,026.80	0.00%	75.00	4.00	75.00	3.95	0.00	0.05
1-100 GoP Tariff	63.47	21.47%	375,639.00	104,390.56		150.00	17.28	150.00	7.74		9.54
101 - 200 GoP Tariff	44.61	15.09%	119,536.00	176,039.97	0.03%	0.00	20.31		10.06	-	10.25
201 - 300 GoP Tariff	35.00	11.84%	76,084.00	98,175.66		0.00	23.00		12.15	-	10.85
301 - 700 GoP Tariff	19.96	6.75%	75,586.00	146,374.79	0.02%	0.00	24.61		19.55	-	5.06
Above -700 GoP	3.03	1.02%	26,480.00	46,954.85	0.01%	0.00	26.99		22.65	-	4.34
A-1B(03) T Peak	0.19	0.06%	-	26,754.25	0.00%	0.00	27.00		22.65	-	4.35
A-1B(03) T Off- Peak	1.01	0.34%	2,856.00	-		0.00	21.05		16.33	-	4.72
E-11(55) Temp.	0.00	0.00%	2.00	8.68		0.00	24.65		22.79	-	1.86
Sub-Total	**171.44**	58.00%	**744,285**	**704,726**						-	0.00
For Peak Load Requirement Upto 20 KW											
Commercial - A2A (04)	7.16	2.42%	120,691.34	132,383.29		175.00	26.93	175.00	19.95		6.98
A-2B(05)	1.34	0.45%	770.00	245.38	0.62%	440.00	24.83	440.00	21.63		3.20
A-2C (06) T Peak	2.25	0.76%	-	9,230.06		400.00	26.84	400.00	23.55		3.29
A-2C (06) T Off -Peak	10.94	3.70%	4,450.00	66,003.45		400.00	20.89	400.00	17.58	-	3.31
E-1ii(56) TEMP.		0.00%	-	-	#DIV/0!	50.00	36.93	50.00	20.34	-	16.59
Sub-Total	**21.69**	7.34%	**125,911.34**	**207,862.19**							
Industrial					#DIV/0!						
Industrial B-1 (07)	1.55	0.52%	4,654.00	66,293.54		0.00	28.41		17.23	-	11.18
B-1(09) PEAK	0.68	0.23%	-	46,136.38	0.00%	0.00	27.01		20.79		6.22
B-1(09) OFF-PEAK	6.79	2.30%	5,692.00	-		0.00	21.06		15.23		5.83
B-2A (10)	2.56	0.87%	805.00	72,555.27	0.00%	440.00	23.74	440.00	16.73	-	7.01
B-2B-(12) T Peak	3.48	1.18%	-	188,219.77		440.00	26.84	440.00	20.73		6.11
B-2B-(12) T Off-Peak	23.83	8.06%	2,654.00	-	#DIV/0!	440.00	20.69	440.00	15.02		5.67
B-3 (14) T Peak	0.47	0.16%	-	3,018.42		440.00	26.84	380.00	20.73		6.11
B-3 (14) T Off-Peak	2.53	0.85%	36.00	18,880.31	0.02%	420.00	18.59	420.00	14.93	-	3.66
B-4 (17) - Peak	0.28	0.09%	-	11,944.46	0.00%	420.00	26.40	420.00	20.73	-	5.67
B-4 (17) - Off Peak	1.80	0.61%	3.00	-	#DIV/0!	400.00	20.49	400.00	14.83	-	5.66
E-2 (58) Temp	0.14	0.05%	18.00	-	#DIV/0!	0.00	24.41		18.31	-	6.10
Sub-Total	**44.10**	14.92%	**13,917.00**	**407,048.15**							
Single Point Supply for Further Distribution											
C-1A (19)	0.42	0.14%	186.00	2,771.23		0.00	29.71		20.63	-	9.08
C-1B (25)	3.43	1.16%	175.00	18,303.06	0.02%	440.00	26.94	440.00	20.13	0.00	6.81
C-1C(26)T Peak	0.63	0.21%	20.00	11,620.23	0.01%	440.00	26.84	440.00	23.55		3.29
C-1C(26)T Off Peak	3.84	1.30%	155.00	-	#DIV/0!	440.00	20.89	440.00	16.95		3.94
C-2A (28)	1.37	0.46%	16.00	-	#DIV/0!	420.00	24.04	420.00	19.93	-	4.11
C-2B (29)T Peak	1.48	0.50%	40.00	7,424.33	0.02%	420.00	26.84	420.00	23.55	-	3.29
C-2B(29)T Off-Peak	7.57	2.56%	13.00	17,579.27		420.00	20.69	420.00	16.75	-	3.94
Sub-Total	**18.74**	6.34%	**605.00**	**57,698.13**							
Agriculture Tubewell - Tariff D											
Agriculture D-1A (41,42,43,44,46)	0.85	0.29%	2,126.59	92,554.53	0.00%	0.00	28.54		17.63	-	10.91
D2 (NOR)	1.74	0.59%	2,877.09	25,140.44	0.01%	200.00	26.85	200.00	20.55	-	6.30
D-1B(T) Peak	3.12	1.06%		61,886.10	0.01%	200.00	20.61	200.00	13.30	-	7.31
D-1B(T) Off-Peak	5.19	1.76%	38.35	-	#DIV/0!	200.00	22.91	200.00	5.35	-	17.56
D-1B(T) Peak (SUB)	0.33	0.11%	523.70	6,522.17		200.00	26.86	200.00	7.30	-	19.56
D-1B(T) Off-Peak	0.23	0.08%	3,704.27	-		200.00	18.41	200.00	7.30	-	11.11
	11.47	3.88%	**9,270.00**	**186,103.24**							
Public Lighting - Tariff G											
G(1)	2.04	0.69%	425.00	13,029.28		0.00	24.01		20.63	0.00	3.38
Housing Colonies - Tariff H										0.00	
H(1)	0.14	0.05%	19.00	2,333.84	0.01%	0.00	24.01		20.63	-	3.38
AJK Bulk Supply											
A-3 (66) General Supply	25.99	8.79%	14,383.66	106,026.80	0.03%	0.00	22.55		19.51	-	3.04
Total	**295.60**	**100.00%**	**908,816.00**	**1,684,827.19**	0.02%						

Sukkur Electric Power Company Ltd.

FORM - 27 (b)

SUKKUR ELECTRIC POWR COMPANY LTD.

Revenue & Subsidy Statement

FY 2022-23 (1st Qtr)

Description	1st Qtr	Sales Mix	No. of Consumers	Sanctioned Load	Load Factor	Determined & Notified Tariff FY 2019-20		GoP Notified Tariff FY 2019-20		Subsidy	
						Fixed Charge	Variable Charge	Fixed Charge	Variable Charge	Fixed Charge	Variable Charge
	(MkWh)	(%age)		(kW)	(%age)	(Rs/kW/M)	(Rs/kWh)	(Rs/kW/M)	(Rs/kWh)	(Rs/kW/M)	(Rs/kWh)
Residential - A1											
Upto - 50	12.89	1.42%	68,102.00	106,026.30	0.01%	75.00	4.00	75.00	3.95	0.00	0.05
1-100 GoP Tariff	195.50	21.47%	375,639.00	104,390.56		150.00	17.28	150.00	7.74		9.54
101 - 200 GoP Tariff	137.42	15.09%	119,536.00	176,039.97	0.09%	0.00	20.31		10.06	-	10.25
201 - 300 GoP Tariff	107.82	11.84%	76,084.00	98,175.66		0.00	23.00		12.15	-	10.85
301 - 700 GoP Tariff	61.48	6.75%	75,586.00	146,374.79	0.05%	0.00	24.61		19.55	-	5.06
Above -700 GoP	9.32	1.02%	26,480.00	46,954.85	0.02%	0.00	26.99		22.65	-	4.34
A-1B(03) T Peak	0.59	0.06%	-	26,754.25	0.00%	0.00	27.00		22.65	-	4.35
A-1B(03) T Off- Peak	3.10	0.34%	2,856.00	-		0.00	21.05		16.33	-	4.72
E-11(55) Temp.	0.00	0.00%	2.00	8.68		0.00	24.65		22.79	-	1.86
Sub-Total	**528.12**	**58.00%**	**744,285**	**704,726**						-	0.00
For Peak Load Requirement Upto 20 KW											
Commercial - A2A (04)	22.04	2.42%	120,691.34	132,383.29		175.00	26.93	175.00	19.95		6.98
A-2B(05)	4.13	0.45%	770.00	245.38	1.92%	440.00	24.83	440.00	21.63		3.20
A-2C (06) T Peak	6.95	0.76%	-	9,230.06		400.00	26.84	400.00	23.55		3.29
A-2C (06) T Off -Peak	33.70	3.70%	4,450.00	66,003.45		400.00	20.89	400.00	17.58	-	3.31
E-1ii(56) TEMP.	-	0.00%	-	-	#DIV/0!	50.00	36.93	50.00	20.34	-	16.59
Sub-Total	**66.82**	**7.34%**	**125,911.34**	**207,862.19**							
Industrial					#DIV/0!						
Industrial B-1 (07)	4.77	0.52%	4,554.00	66,293.54		0.00	28.41		17.23	-	11.18
B-1(09) PEAK	2.09	0.23%	-	46,136.38	0.01%	0.00	27.01		20.79		6.22
B-1(09) OFF-PEAK	20.91	2.30%	5,692.00	-		0.00	21.06		15.23		5.83
B-2A (10)	7.89	0.87%	805.00	72,555.27	0.01%	440.00	23.74	440.00	16.73	-	7.01
B-2B-(12) T Peak	10.73	1.18%	-	188,219.77		440.00	26.84	440.00	20.73		6.11
B-2B-(12) T Off-Peak	73.42	8.06%	2,654.00	-	#DIV/0!	440.00	20.69	440.00	15.02		5.67
B-3 (14) T Peak	1.44	0.16%	-	3,018.42		440.00	26.84	380.00	20.73		6.11
B-3 (14) T Off-Peak	7.78	0.85%	36.00	18,880.31	0.05%	420.00	18.59	420.00	14.93	-	3.66
B-4 (17) - Peak	0.85	0.09%	-	11,944.46	0.01%	420.00	26.40	420.00	20.73	-	5.67
B-4 (17) - Off Peak	5.55	0.61%	3.00	-	#DIV/0!	400.00	20.49	400.00	14.83	-	5.66
E-2 (58) Temp	0.43	0.05%	18.00	-	#DIV/0!	0.00	24.41		18.31	-	6.10
Sub-Total	**135.86**	**14.92%**	**13,917.00**	**407,048.15**							
Single Point Supply for Further Distribution											
C-1A (19)	1.30	0.14%	186.00	2,771.23		0.00	29.71		20.63	-	9.08
C-1B (25)	10.56	1.16%	175.00	18,303.06	0.07%	440.00	26.94	440.00	20.13	0.00	6.81
C-1C(26)T Peak	1.94	0.21%	20.00	11,620.23	0.02%	440.00	26.84	440.00	23.55		3.29
C-1C(26)T Off Peak	11.83	1.30%	155.00	-	#DIV/0!	440.00	20.89	440.00	16.95		3.94
C-2A (28)	4.23	0.46%	16.00	-	#DIV/0!	420.00	24.04	420.00	19.93	-	4.11
C-2B (29)T Peak	4.55	0.50%	40.00	7,424.33	0.07%	420.00	26.84	420.00	23.55	-	3.29
C-2B(29)T Off-Peak	23.31	2.56%	13.00	17,579.27		420.00	20.69	420.00	16.75	-	3.94
Sub-Total	**57.71**	**6.34%**	**605.00**	**57,698.13**							
Agriculture Tubewell - Tariff D											
Agriculture D-1A (41,42,43,44,46)	2.62	0.29%	2,126.59	92,554.53	0.00%	0.00	28.54		17.63	-	10.91
D2 (NOR)	5.37	0.59%	2,877.09	25,140.44	0.02%	200.00	26.85	200.00	20.55	-	6.30
D-1B(T) Peak	9.61	1.06%		61,886.10	0.02%	200.00	20.61	200.00	13.30	-	7.31
D-1B(T) Off-Peak	15.99	1.76%	38.35	-	#DIV/0!	200.00	22.91	200.00	5.35	-	17.56
D-1B(T) Peak (SUB)	1.03	0.11%	523.70	6,522.17		200.00	26.86	200.00	7.30	-	19.56
D-1B(T) Off-Peak	0.71	0.08%	3,704.27	-		200.00	18.41	200.00	7.30	-	11.11
	35.32	**3.88%**	**9,270.00**	**186,103.24**							
Public Lighting - Tariff G											
G(I)	5.27	0.69%	425.00	13,029.28		0.00	24.01		20.63	0.00	3.38
Housing Colonies - Tariff H										0.00	
H(1)	0.42	0.05%	19.00	2,333.34	0.02%	0.00	24.01		20.63	-	3.38
AJK Bulk Supply											
A-3 (66) General Supply	80.05	8.79%	14,383.66	106,026.80	0.09%	0.00	22.55		19.51	-	3.04
Total	**910.53**	**100.00%**	**908,816.00**	**1,684,827.19**	0.06%						

Sukkur Electric Power Company Ltd.

FORM - 27 (b)

SUKKUR ELECTRIC POWR COMPANY LTD.

Revenue & Subsidy Statement

FY 2022-23 (Oct)

Description	Oct-22	Sales Mix	No. of Consumers	Sanctioned Load	Load Factor	Determined & Notified Tariff FY 2019-20		GoP Notified Tariff FY 2019-20		Subsidy	
						Fixed Charge	Variable Charge	Fixed Charge	Variable Charge	Fixed Charge	Variable Charge
	(MkWh)	(%age)		(kW)	(%age)	(Rs/kW/M)	(Rs/kWh)	(Rs/kW/M)	(Rs/kWh)	(Rs/kW/M)	(Rs/kWh)
Residential - A1											
Upto - 50	3.38	1.42%	68,102.00	106,026.80	0.00%	75.00	4.00	75.00	3.95	0.00	0.05
1-100 GoP Tariff	58.91	21.47%	375,639.00	104,390.56		150.00	17.28	150.00	7.74		9.54
101 - 200 GoP Tariff	41.41	15.09%	119,536.00	176,039.97	0.03%	0.00	20.31		10.06	-	10.25
201 - 300 GoP Tariff	32.49	11.84%	76,084.00	98,175.66		0.00	23.00		12.15	-	10.85
301 - 700 GoP Tariff	18.53	6.75%	75,586.00	146,374.79	0.01%	0.00	24.61		19.55	-	5.06
Above -700 GoP	2.81	1.02%	26,480.00	46,954.85	0.01%	0.00	26.99		22.65	-	4.34
A-1B(03) T Peak	0.18	0.06%	-	26,754.25	0.00%	0.00	27.00		22.65	-	4.35
A-1B(03) T Off- Peak	0.93	0.34%	2,856.00	-		0.00	21.05		16.33	-	4.72
E-11(55) Temp.	0.00	0.00%	2.00	8.68		0.00	24.65		22.79	-	1.86
Sub-Total	**159.14**	58.00%	**744,285**	**704,726**						-	0.00
For Peak Load Requirement Upto 20 KW											
Commercial - A2A (04)	6.64	2.42%	120,691.34	132,383.29		175.00	26.93	175.00	19.95		6.98
A-2B(05)	1.25	0.45%	770.00	245.38	0.58%	440.00	24.83	440.00	21.63		3.20
A-2C (06) T Peak	2.09	0.76%	-	9,230.06		400.00	26.84	400.00	23.55		3.29
A-2C (06) T Off -Peak	10.15	3.70%	4,450.00	66,003.45		400.00	20.89	400.00	17.58	-	3.31
E-1ii(56) TEMP.		0.00%	-	-	#DIV/0!	50.00	36.93	50.00	20.34	-	16.59
Sub-Total	**20.13**	7.34%	**125,911.34**	**207,862.19**							
Industrial					#DIV/0!						
Industrial B-1 (07)	1.44	0.52%	4,654.00	66,293.54		0.00	28.41		17.23	-	11.18
B-1(09) PEAK	0.63	0.23%	-	46,136.38	0.00%	0.00	27.01		20.79		6.22
B-1(09) OFF-PEAK	6.30	2.30%	5,692.00	-		0.00	21.06		15.23		5.83
B-2A (10)	2.38	0.87%	805.00	72,555.27	0.00%	440.00	23.74	440.00	16.73	-	7.01
B-2B-(12) T Peak	3.23	1.18%	-	188,219.77		440.00	26.84	440.00	20.73		6.11
B-2B-(12) T Off-Peak	22.12	8.06%	2,654.00	-	#DIV/0!	440.00	20.69	440.00	15.02		5.67
B-3 (14) T Peak	0.43	0.16%	-	3,018.42		440.00	26.84	380.00	20.73		6.11
B-3 (14) T Off-Peak	2.34	0.85%	36.00	18,880.31	0.01%	420.00	18.59	420.00	14.93	-	3.66
B-4 (17) - Peak	0.26	0.09%	-	11,944.46	0.00%	420.00	26.40	420.00	20.73	-	5.67
B-4 (17) - Off Peak	1.67	0.61%	3.00	-	#DIV/0!	400.00	20.49	400.00	14.83	-	5.66
E-2 (58) Temp	0.13	0.05%	18.00	-	#DIV/0!	0.00	24.41		18.31	-	6.10
Sub-Total	**40.94**	14.92%	**13,917.00**	**407,048.15**							
Single Point Supply for Further Distribution											
C-1A (19)	0.39	0.14%	186.00	2,771.23		0.00	29.71		20.63	-	9.08
C-1B (25)	3.18	1.16%	175.00	18,303.06	0.02%	440.00	26.94	440.00	20.13	0.00	6.81
C-1C(26)T Peak	0.58	0.21%	20.00	11,620.23	0.01%	440.00	26.84	440.00	23.55		3.29
C-1C(26)T Off Peak	3.56	1.30%	155.00	-	#DIV/0!	440.00	20.89	440.00	16.95		3.94
C-2A (28)	1.28	0.46%	16.00	-	#DIV/0!	420.00	24.04	420.00	19.93	-	4.11
C-2B (29)T Peak	1.37	0.50%	40.00	7,424.33	0.02%	420.00	26.84	420.00	23.55	-	3.29
C-2B(29)T Off-Peak	7.02	2.56%	13.00	17,579.27		420.00	20.69	420.00	16.75	-	3.94
Sub-Total	**17.39**	6.34%	**605.00**	**57,698.13**							
Agriculture Tubewell - Tariff D											
Agriculture D-1A (41,42,43,44,46)	0.79	0.29%	2,126.59	92,554.53	0.00%	0.00	28.54		17.63	-	10.91
D2 (NOR)	1.62	0.59%	2,877.09	25,140.44	0.01%	200.00	25.85	200.00	20.55	-	6.30
D-1B(T) Peak	2.90	1.06%		61,886.10	0.01%	200.00	20.61	200.00	13.30	-	7.31
D-1B(T) Off-Peak	4.82	1.76%	38.35	-	#DIV/0!	200.00	22.91	200.00	5.35	-	17.56
D-1B(T) Peak (SUB)	0.31	0.11%	523.70	6,522.17		200.00	26.86	200.00	7.30	-	19.56
D-1B(T) Off-Peak	0.21	0.08%	3,704.27	-		200.00	18.41	200.00	7.30	-	11.11
	10.64	3.88%	**9,270.00**	**186,103.24**							
Public Lighting - Tariff G											
G(I)	1.89	0.69%	425.00	13,029.28		0.00	24.01		20.63	0.00	3.38
Housing Colonies - Tariff H										0.00	
H(1)	0.13	0.05%	19.00	2,333.84	0.01%	0.00	24.01		20.63	-	3.38
AJK Bulk Supply											
A-3 (66) General Supply	24.12	8.79%	14,383.66	106,026.80	0.03%	0.00	22.55		19.51	-	3.04
Total	**274.38**	**100.00%**	**908,816.00**	**1,684,827.19**	0.02%						

Sukkur Electric Power Company Ltd.

FORM - 27 (b)

SUKKUR ELECTRIC POWR COMPANY LTD.

Revenue & Subsidy Statement

FY 2022-23 (Nov)

Description	Nov-22	Sales Mix	No. of Consumers	Sanctioned Load	Load Factor	Determined & Notified Tariff FY 2019-20		GoP Notified Tariff FY 2019-20		Subsidy	
						Fixed Charge	Variable Charge	Fixed Charge	Variable Charge	Fixed Charge	Variable Charge
	(MkWh)	(%age)		(kW)	(%age)	(Rs/kW/M)	(Rs/kWh)	(Rs/kW/M)	(Rs/kWh)	(Rs/kW/M)	(Rs/kWh)
Residential - A1											
Upto - 50	2.76	1.42%	68,102.00	106,026.80	0.00%	75.00	4.00	75.00	3.95	0.00	0.05
1-100 GoP Tariff	41.87	21.47%	375,639.00	104,390.56		150.00	17.28	150.00	7.74		9.54
101 - 200 GoP Tariff	29.43	15.09%	119,536.00	176,039.97	0.02%	0.00	20.31		10.06	-	10.25
201 - 300 GoP Tariff	23.09	11.84%	76,084.00	98,175.66		0.00	23.00		12.15	-	10.85
301 - 700 GoP Tariff	13.17	6.75%	75,586.00	146,374.79	0.01%	0.00	24.61		19.55	-	5.06
Above -700 GoP	2.00	1.02%	26,480.00	46,954.85	0.00%	0.00	26.99		22.65	-	4.34
A-1B(03) T Peak	0.13	0.06%	-	26,754.25	0.00%	0.00	27.00		22.65	-	4.35
A-1B(03) T Off- Peak	0.66	0.34%	2,856.00	-		0.00	21.05		16.33	-	4.72
E-11(55) Temp.	0.00	0.00%	2.00	8.68		0.00	24.65		22.79	-	1.86
Sub-Total	**113.11**	**58.00%**	**744,285**	**704,726**						-	0.00
For Peak Load Requirement Upto 20 KW											
Commercial - A2A (04)	4.72	2.42%	120,691.34	132,383.29		175.00	26.93	175.00	19.95		6.98
A-2B(05)	0.89	0.45%	770.00	245.38	0.41%	440.00	24.83	440.00	21.63		3.20
A-2C (06) T Peak	1.49	0.76%	-	9,230.06		400.00	26.84	400.00	23.55		3.29
A-2C (06) T Off -Peak	7.22	3.70%	4,450.00	66,003.45		400.00	20.89	400.00	17.58	-	3.31
E-1ii(56) TEMP.		0.00%	-	-	#DIV/0!	50.00	36.93	50.00	20.34	-	16.59
Sub-Total	**14.31**	**7.34%**	**125,911.34**	**207,862.19**							
Industrial					#DIV/0!						
Industrial B-1 (07)	1.02	0.52%	4,654.00	66,293.54		0.00	28.41		17.23	-	11.18
B-1(09) PEAK	0.45	0.23%	-	46,136.38	0.00%	0.00	27.01		20.79		6.22
B-1(09) OFF-PEAK	4.48	2.30%	5,692.00	-		0.00	21.06		15.23		5.83
B-2A (10)	1.69	0.87%	805.00	72,555.27	0.00%	440.00	23.74	440.00	16.73	-	7.01
B-2B-(12) T Peak	2.30	1.18%	-	188,219.77		440.00	26.84	440.00	20.73		6.11
B-2B-(12) T Off-Peak	15.73	8.06%	2,654.00	-	#DIV/0!	440.00	20.69	440.00	15.02		5.67
B-3 (14) T Peak	0.31	0.16%	-	3,018.42		440.00	26.84	380.00	20.73		6.11
B-3 (14) T Off-Peak	1.67	0.85%	36.00	13,380.31	0.01%	420.00	18.59	420.00	14.93	-	3.66
B-4 (17) - Peak	0.18	0.09%	-	11,944.46	0.00%	420.00	26.40	420.00	20.73	-	5.67
B-4 (17) - Off Peak	1.19	0.61%	3.00	-	#DIV/0!	400.00	20.49	400.00	14.83	-	5.66
E-2 (58) Temp	0.09	0.05%	18.00	-	#DIV/0!	0.00	24.41		18.31	-	6.10
Sub-Total	**29.10**	**14.92%**	**13,917.00**	**407,048.15**							
Single Point Supply for Further Distribution											
C-1A (19)	0.28	0.14%	186.00	2,771.23		0.00	29.71		20.63	-	9.08
C-1B (25)	2.26	1.16%	175.00	18,303.06	0.01%	440.00	26.94	440.00	20.13	0.00	6.81
C-1C(26)T Peak	0.42	0.21%	20.00	11,620.23	0.00%	440.00	26.84	440.00	23.55		3.29
C-1C(26)T Off Peak	2.53	1.30%	155.00	-	#DIV/0!	440.00	20.89	440.00	16.95		3.94
C-2A (28)	0.91	0.46%	16.00	-	#DIV/0!	420.00	24.04	420.00	19.93	-	4.11
C-2B (29)T Peak	0.97	0.50%	40.00	7,424.33	0.01%	420.00	26.84	420.00	23.55	-	3.29
C-2B(29)T Off-Peak	4.99	2.56%	13.00	17,579.27		420.00	20.69	420.00	16.75	-	3.94
Sub-Total	**12.36**	**6.34%**	**605.00**	**57,698.13**							
Agriculture Tubewell - Tariff D											
Agriculture D-1A (41,42,43,44,46)	0.56	0.29%	2,126.59	92,554.53	0.00%	0.00	28.54		17.63	-	10.91
D2 (NOR)	1.15	0.59%	2,877.09	25,140.44	0.01%	200.00	26.85	200.00	20.55	-	6.30
D-1B(T) Peak	2.06	1.06%		61,886.10	0.00%	200.00	20.61	200.00	13.30	-	7.31
D-1B(T) Off-Peak	3.43	1.76%	38.35	-	#DIV/0!	200.00	22.91	200.00	5.35	-	17.56
D-1B(T) Peak (SUB)	0.22	0.11%	523.70	6,522.17		200.00	26.86	200.00	7.30	-	19.56
D-1B(T) Off-Peak	0.15	0.08%	3,704.27	-		200.00	18.41	200.00	7.30	-	11.11
	7.57	**3.88%**	**9,270.00**	**186,103.24**							
Public Lighting - Tariff G											
G(I)	1.34	0.69%	425.00	13,029.28		0.00	24.01		20.63	0.00	3.38
Housing Colonies - Tariff H										0.00	
H(1)	0.09	0.05%	19.00	2,333.84	0.00%	0.00	24.01		20.63	-	3.38
AJK Bulk Supply											
A-3 (66) General Supply	17.15	8.79%	14,383.66	106,026.80	0.02%	0.00	22.55		19.51	-	3.04
Total	**195.03**	**100.00%**	**908,816.00**	**1,684,827.19**	0.01%						

Sukkur Electric Power Company

FORM - 27 (b)

SUKKUR ELECTRIC POWR COMPANY LTD.

Revenue & Subsidy Statement

FY 2022-23 (Dec)

Description	Dec-22	Sales Mix	No. of Consumers	Sanctioned Load	Load Factor	Determined & Notified Tariff FY 2019-20		GoP Notified Tariff FY 2019-20		Subsidy	
						Fixed Charge	Variable Charge	Fixed Charge	Variable Charge	Fixed Charge	Variable Charge
	(MkWh)	(%age)		(kW)	(%age)	(Rs/kW/M)	(Rs/kWh)	(Rs/kW/M)	(Rs/kWh)	(Rs/kW/M)	(Rs/kWh)
Residential - A1											
Upto - 50	2.60	1.42%	68,102.00	106,026.30	0.00%	75.00	4.00	75.00	3.95	0.00	0.05
1-100 GoP Tariff	39.50	21.47%	375,639.00	104,390.56		150.00	17.28	150.00	7.74		9.54
101 - 200 GoP Tariff	27.77	15.09%	119,536.00	176,039.97	0.02%	0.00	20.31		10.06	-	10.25
201 - 300 GoP Tariff	21.79	11.84%	76,084.00	98,175.66		0.00	23.00		12.15	-	10.85
301 - 700 GoP Tariff	12.42	6.75%	75,586.00	146,374.79	0.01%	0.00	24.61		19.55	-	5.06
Above -700 GoP	1.88	1.02%	26,480.00	46,954.85	0.00%	0.00	26.99		22.65	-	4.34
A-1B(03) T Peak	0.12	0.06%	-	26,754.25	0.00%	0.00	27.00		22.65	-	4.35
A-1B(03) T Off- Peak	0.63	0.34%	2,856.00	-		0.00	21.05		16.33	-	4.72
E-11(55) Temp.	0.00	0.00%	2.00	8.68		0.00	24.65		22.79	-	1.86
Sub-Total	**106.71**	58.00%	**744,285**	**704,726**						-	0.00
For Peak Load Requirement Upto 20 KW											
Commercial - A2A (04)	4.45	2.42%	120,691.34	132,383.29		175.00	26.93	175.00	19.95		6.98
A-2B(05)	0.84	0.45%	770.00	245.38	0.39%	440.00	24.83	440.00	21.63		3.20
A-2C (06) T Peak	1.40	0.76%	-	9,230.06		400.00	26.84	400.00	23.55		3.29
A-2C (06) T Off -Peak	6.81	3.70%	4,450.00	66,003.45		400.00	20.89	400.00	17.58	-	3.31
E-1ii(56) TEMP.		0.00%	-	-	#DIV/0!	50.00	36.93	50.00	20.34	-	16.59
Sub-Total	**13.50**	7.34%	**125,911.34**	**207,862.19**							
Industrial					#DIV/0!						
Industrial B-1 (07)	0.96	0.52%	4,654.00	66,293.54		0.00	28.41		17.23	-	11.18
B-1(09) PEAK	0.42	0.23%	-	46,136.38	0.00%	0.00	27.01		20.79		6.22
B-1(09) OFF-PEAK	4.23	2.30%	5,692.00	-		0.00	21.06		15.23		5.83
B-2A (10)	1.59	0.87%	805.00	72,555.27	0.00%	440.00	23.74	440.00	16.73	-	7.01
B-2B-(12) T Peak	2.17	1.18%	-	188,219.77		440.00	26.84	440.00	20.73		6.11
B-2B-(12) T Off-Peak	14.84	8.06%	2,654.00	-	#DIV/0!	440.00	20.69	440.00	15.02		5.67
B-3 (14) T Peak	0.29	0.16%	-	3,018.42		440.00	26.84	380.00	20.73		6.11
B-3 (14) T Off-Peak	1.57	0.85%	36.00	18,880.31	0.01%	420.00	18.59	420.00	14.93	-	3.66
B-4 (17) - Peak	0.17	0.09%	-	11,944.46	0.00%	420.00	26.40	420.00	20.73	-	5.67
B-4 (17) - Off Peak	1.12	0.61%	3.00	-	#DIV/0!	400.00	20.49	400.00	14.83	-	5.66
E-2 (58) Temp	0.09	0.05%	18.00	-	#DIV/0!	0.00	24.41		18.31	-	6.10
Sub-Total	**27.45**	14.92%	**13,917.00**	**407,048.15**							
Single Point Supply for Further Distribution											
C-1A (19)	0.26	0.14%	186.00	2,771.23		0.00	29.71		20.63	-	9.08
C-1B (25)	2.13	1.16%	175.00	18,303.06	0.01%	440.00	26.94	440.00	20.13	0.00	6.81
C-1C(26)T Peak	0.39	0.21%	20.00	11,620.23	0.00%	440.00	26.84	440.00	23.55		3.29
C-1C(26)T Off Peak	2.39	1.30%	155.00	-	#DIV/0!	440.00	20.89	440.00	16.95		3.94
C-2A (28)	0.86	0.46%	16.00	-	#DIV/0!	420.00	24.04	420.00	19.93	-	4.11
C-2B (29)T Peak	0.92	0.50%	40.00	7,424.33	0.01%	420.00	26.84	420.00	23.55	-	3.29
C-2B(29)T Off-Peak	4.71	2.56%	13.00	17,579.27		420.00	20.69	420.00	16.75	-	3.94
Sub-Total	**11.66**	6.34%	**605.00**	**57,698.13**							
Agriculture Tubewell - Tariff D											
Agriculture D-1A (41,42,43,44,46)	0.53	0.29%	2,126.59	92,554.53	0.00%	0.00	28.54		17.63	-	10.91
D2 (NOR)	1.09	0.59%	2,877.09	25,140.44	0.00%	200.00	26.85	200.00	20.55	-	6.30
D-1B(T) Peak	1.94	1.06%		61,886.10	0.00%	200.00	20.61	200.00	13.30	-	7.31
D-1B(T) Off-Peak	3.23	1.76%	38.35	-	#DIV/0!	200.00	22.91	200.00	5.35	-	17.56
D-1B(T) Peak (SUB)	0.21	0.11%	523.70	6,522.17		200.00	26.86	200.00	7.30	-	19.56
D-1B(T) Off-Peak	0.14	0.08%	3,704.27	-		200.00	18.41	200.00	7.30	-	11.11
	7.14	3.88%	**9,270.00**	**186,103.24**							
Public Lighting - Tariff G											
G(I)	1.27	0.69%	425.00	13,029.28		0.00	24.01		20.63	0.00	3.38
Housing Colonies - Tariff H										0.00	
H(1)	0.08	0.05%	19.00	2,333.84	0.00%	0.00	24.01		20.63	-	3.38
AJK Bulk Supply											
A-3 (66) General Supply	16.18	8.79%	14,383.66	106,026.80	0.02%	0.00	22.55		19.51	-	3.04
Total	**184.00**	**100.00%**	**908,816.00**	**1,684,827.19**	0.01%						

Sukkur Electric Power Company Ltd.

FORM - 27 (b)

SUKKUR ELECTRIC POWR COMPANY LTD.

Revenue & Subsidy Statement

FY 2020-21 (2nd Qtr)

S.# Description	2nd Qtr	Sales Mix	No.of Consumers	Sanctioned Load	Load Factor	Determined & Notified Tariff FY 2019-20		GoP Notified Tariff FY 2019-20		Subsidy	
						Fixed Charge	Variable Charge	Fixed Charge	Variable Charge	Fixed Charge	Variable Charge
	(MkWh)	(%age)		(kW)	(%age)	(Rs/kW/M)	(Rs/kWh)	(Rs/kW/M)	(Rs/kWh)	(Rs/kW/M)	(Rs/kWh)
Residential - A1											
Upto - 50	9.25	1.42%	68,102.00	106,326.80	0.01%	75.00	4.00	75.00	3.95	0.00	0.05
1-100 GoP Tariff	140.29	21.47%	375,639.00	104,390.56		150.00	17.28	150.00	7.74		9.54
101 - 200 GoP Tariff	98.61	15.09%	119,536.00	176,039.97	0.06%	0.00	20.31		10.06	-	10.25
201 - 300 GoP Tariff	77.37	11.84%	76,084.00	98,175.66		0.00	23.00		12.15	-	10.85
301 - 700 GoP Tariff	44.12	6.75%	75,586.00	146,374.79	0.03%	0.00	24.61		19.55	-	5.06
Above -700 GoP	6.69	1.02%	26,480.00	46,954.85	0.02%	0.00	26.99		22.65	-	4.34
A-1B(03) T Peak	0.42	0.06%	-	26,754.25	0.00%	0.00	27.00		22.65	-	4.35
A-1B(03) T Off- Peak	2.22	0.34%	2,856.00	-		0.00	21.05		16.33	-	4.72
E-11(55) Temp.	0.00	0.00%	2.00	8.68		0.00	24.65		22.79	-	1.86
Sub-Total	**378.97**	**58.00%**	**744,285**	**704,726**						-	0.00
For Peak Load Requirement Upto 20 KW											
Commercial - A2A (04)	15.82	2.42%	120,691.34	102,383.29		175.00	26.93	175.00	19.95		6.98
A-2B(05)	2.97	0.45%	770.00	245.38	1.38%	440.00	24.83	440.00	21.63		3.20
A-2C (06) T Peak	4.98	0.76%	-	9,230.06		400.00	26.84	400.00	23.55		3.29
A-2C (06) T Off -Peak	24.18	3.70%	4,450.00	66,003.45		400.00	20.89	400.00	17.58	-	3.31
E-1ii(56) TEMP.	-	0.00%	-	-	#DIV/0!	50.00	36.93	50.00	20.34	-	16.59
Sub-Total	**47.95**	**7.34%**	**125,911.34**	**207,862.19**							
Industrial					#DIV/0!						
Industrial B-1 (07)	3.42	0.52%	4,854.00	66,293.54		0.00	28.41		17.23	-	11.18
B-1(09) PEAK	1.50	0.23%	-	46,136.38	0.00%	0.00	27.01		20.79		6.22
B-1(09) OFF-PEAK	15.01	2.30%	5,692.00	-		0.00	21.06		15.23		5.83
B-2A (10)	5.66	0.87%	805.00	72,555.27	0.01%	440.00	23.74	440.00	16.73	-	7.01
B-2B-(12) T Peak	7.70	1.18%	-	188,219.77		440.00	26.84	440.00	20.73		6.11
B-2B-(12) T Off-Peak	52.68	8.06%	2,654.00	-	#DIV/0!	440.00	20.69	440.00	15.02		5.67
B-3 (14) T Peak	1.04	0.16%	-	3,018.42		440.00	26.84	380.00	20.73		6.11
B-3 (14) T Off-Peak	5.58	0.85%	36.00	13,380.31	0.03%	420.00	18.59	420.00	14.93	-	3.66
B-4 (17) - Peak	0.61	0.09%	-	11,344.46	0.01%	420.00	26.40	420.00	20.73	-	5.67
B-4 (17) - Off Peak	3.98	0.61%	3.00	-	#DIV/0!	400.00	20.49	400.00	14.83	-	5.66
E-2 (58) Temp	0.31	0.05%	18.00	-	#DIV/0!	0.00	24.41		18.31	-	6.10
Sub-Total	**97.49**	**14.92%**	**13,917.00**	**407,048.15**							
Single Point Supply for Further Distribution											
C-1A (19)	0.93	0.14%	186.00	2,771.23		0.00	29.71		20.63	-	9.08
C-1B (25)	7.58	1.16%	175.00	18,303.06	0.05%	440.00	26.94	440.00	20.13	0.00	6.81
C-1C(26)T Peak	1.39	0.21%	20.00	11,520.23	0.01%	440.00	26.84	440.00	23.55		3.29
C-1C(26)T Off Peak	8.49	1.30%	155.00	-	#DIV/0!	440.00	20.89	440.00	16.95		3.94
C-2A (28)	3.04	0.46%	16.00	-	#DIV/0!	420.00	24.04	420.00	19.93	-	4.11
C-2B (29)T Peak	3.27	0.50%	40.00	7,424.33	0.05%	420.00	26.84	420.00	23.55	-	3.29
C-2B(29)T Off-Peak	16.72	2.56%	13.00	17,579.27		420.00	20.69	420.00	16.75	-	3.94
Sub-Total	**41.41**	**6.34%**	**605.00**	**57,698.13**							
Agriculture Tubewell - Tariff D											
Agriculture D-1A (41,42,43,44,46)	1.88	0.29%	2,126.59	92,554.53	0.00%	0.00	28.54		17.63	-	10.91
D2 (NOR)	3.85	0.59%	2,877.09	25,140.44	0.02%	200.00	26.85	200.00	20.55	-	6.30
D-1B(T) Peak	6.89	1.06%		61,886.10	0.01%	200.00	20.61	200.00	13.30	-	7.31
D-1B(T) Off-Peak	11.48	1.76%	38.35	-	#DIV/0!	200.00	22.91	200.00	5.35	-	17.56
D-1B(T) Peak (SUB)	0.74	0.11%	523.70	6,522.17		200.00	26.86	200.00	7.30	-	19.56
D-1B(T) Off-Peak	0.51	0.08%	3,704.27	-		200.00	18.41	200.00	7.30	-	11.11
	25.35	**3.88%**	**9,270.00**	**186,103.24**							
Public Lighting - Tariff G											
G(I)	4.50	0.69%	425.00	13,029.28		0.00	24.01		20.63	0.00	3.38
Housing Colonies - Tariff H										0.00	
H(1)	0.30	0.05%	19.00	2,333.84	0.01%	0.00	24.01		20.63	-	3.38
AJK Bulk Supply											
A-3 (66) General Supply	57.44	8.79%	14,383.66	106,026.80	0.06%	0.00	22.55		19.51	-	3.04
Total	**653.41**	**100.00%**	**908,816.00**	**1,684,327.19**	0.04%						

Sukkur Electric Power Company

FORM - 27 (b)

SUKKUR ELECTRIC POWR COMPANY LTD.

Revenue & Subsidy Statement

FY 2022-23 (Feb)

Description	Feb-23	Sales Mix	No. of Consumers	Sanctioned Load	Load Factor	Determined & Notified Tariff FY 2019-20		GoP Notified Tariff FY 2019-20		Subsidy	
						Fixed Charge	Variable Charge	Fixed Charge	Variable Charge	Fixed Charge	Variable Charge
	(MkWh)	(%age)		(kW)	(%age)	(Rs/kW/M)	(Rs/kWh)	(Rs/kW/M)	(Rs/kWh)	(Rs/kW/M)	(Rs/kWh)
Residential - A1											
Upto - 50	2.22	1.42%	63,102.00	106,026.80	0.00%	75.00	4.00	75.00	3.95	0.00	0.05
1-100 GoP Tariff	33.72	21.47%	375,639.00	104,390.56		150.00	17.28	150.00	7.74		9.54
101 - 200 GoP Tariff	23.70	15.09%	119,536.00	176,039.97	0.02%	0.00	20.31		10.06	-	10.25
201 - 300 GoP Tariff	18.60	11.84%	76,084.00	98,175.66		0.00	23.00		12.15	-	10.85
301 - 700 GoP Tariff	10.60	6.75%	75,586.00	146,374.79	0.01%	0.00	24.61		19.55	-	5.06
Above -700 GoP	1.61	1.02%	26,480.00	46,954.85	0.00%	0.00	26.99		22.65	-	4.34
A-1B(03) T Peak	0.10	0.06%	-	26,754.25	0.00%	0.00	27.00		22.65	-	4.35
A-1B(03) T Off- Peak	0.53	0.34%	2,856.00	-		0.00	21.05		16.33	-	4.72
E-11(55) Temp.	0.00	0.00%	2.00	8.68		0.00	24.65		22.79	-	1.86
Sub-Total	**91.08**	58.00%	**744,285**	**704,726**						-	0.00
For Peak Load Requirement Upto 20 KW											
Commercial - A2A (04)	3.80	2.42%	120,691.34	132,383.29		175.00	26.93	175.00	19.95		6.98
A-2B(05)	0.71	0.45%	770.00	245.38	0.33%	440.00	24.83	440.00	21.63		3.20
A-2C (06) T Peak	1.20	0.76%	-	9,230.06		400.00	26.84	400.00	23.55		3.29
A-2C (06) T Off -Peak	5.81	3.70%	4,450.00	66,003.45		400.00	20.89	400.00	17.58	-	3.31
E-1ii(56) TEMP.		0.00%	-	-	#DIV/0!	50.00	36.93	50.00	20.34	-	16.59
Sub-Total	**11.52**	7.34%	**125,911.34**	**207,862.19**							
Industrial					#DIV/0!						
Industrial B-1 (07)	0.82	0.52%	4,654.00	66,293.54		0.00	28.41		17.23	-	11.18
B-1(09) PEAK	0.36	0.23%	-	46,136.38	0.00%	0.00	27.01		20.79		6.22
B-1(09) OFF-PEAK	3.61	2.30%	5,692.00	-		0.00	21.06		15.23		5.83
B-2A (10)	1.36	0.87%	805.00	72,555.27	0.00%	440.00	23.74	440.00	16.73	-	7.01
B-2B-(12) T Peak	1.85	1.18%	-	188,219.77		440.00	26.84	440.00	20.73		6.11
B-2B-(12) T Off-Peak	12.66	8.06%	2,654.00	-	#DIV/0!	440.00	20.69	440.00	15.02		5.67
B-3 (14) T Peak	0.25	0.16%	-	3,018.42		440.00	26.84	380.00	20.73		6.11
B-3 (14) T Off-Peak	1.34	0.85%	36.00	18,880.31	0.01%	420.00	18.59	420.00	14.93	-	3.66
B-4 (17) - Peak	0.15	0.09%	-	11,944.46	0.00%	420.00	26.40	420.00	20.73	-	5.67
B-4 (17) - Off Peak	0.96	0.61%	3.00	-	#DIV/0!	400.00	20.49	400.00	14.83	-	5.66
E-2 (58) Temp	0.07	0.05%	13.00	-	#DIV/0!	0.00	24.41		18.31	-	6.10
Sub-Total	**23.43**	14.92%	**13,917.00**	**407,048.15**							
Single Point Supply for Further Distribution											
C-1A (19)	0.22	0.14%	186.00	2,771.23		0.00	29.71		20.63	-	9.08
C-1B (25)	1.82	1.16%	175.00	18,303.06	0.01%	440.00	26.94	440.00	20.13	0.00	6.81
C-1C(26)T Peak	0.33	0.21%	20.00	11,620.23	0.00%	440.00	26.84	440.00	23.55		3.29
C-1C(26)T Off Peak	2.04	1.30%	155.00	-	#DIV/0!	440.00	20.89	440.00	16.95		3.94
C-2A (28)	0.73	0.46%	16.00	-	#DIV/0!	420.00	24.04	420.00	19.93	-	4.11
C-2B (29)T Peak	0.78	0.50%	40.00	7,424.33	0.01%	420.00	26.84	420.00	23.55	-	3.29
C-2B(29)T Off-Peak	4.02	2.56%	13.00	17,579.27		420.00	20.69	420.00	16.75	-	3.94
Sub-Total	**9.95**	6.34%	**605.00**	**57,698.13**							
Agriculture Tubewell - Tariff D											
Agriculture D-1A (41,42,43,44,46)	0.45	0.29%	2,126.59	92,554.53	0.00%	0.00	26.54		17.63	-	10.91
D2 (NOR)	0.93	0.59%	2,877.09	25,140.44	0.00%	200.00	26.85	200.00	20.55	-	6.30
D-1B(T) Peak	1.66	1.06%		61,886.10	0.00%	200.00	20.61	200.00	13.30	-	7.31
D-1B(T) Off-Peak	2.76	1.76%	38.35	-	#DIV/0!	200.00	22.91	200.00	5.35	-	17.56
D-1B(T) Peak (SUB)	0.18	0.11%	523.70	6,522.17		200.00	26.86	200.00	7.30	-	19.56
D-1B(T) Off-Peak	0.12	0.08%	3,704.27	-		200.00	18.41	200.00	7.30	-	11.11
	6.09	3.88%	**9,270.00**	**186,103.24**							
Public Lighting - Tariff G											
G(1)	1.08	0.69%	425.00	13,029.28		0.00	24.01		20.63	0.00	3.38
Housing Colonies - Tariff H										0.00	
H(1)	0.07	0.05%	19.00	2,333.84	0.00%	0.00	24.01		20.63	-	3.38
AJK Bulk Supply											
A-3 (66) General Supply	13.81	8.79%	14,383.66	106,026.80	0.01%	0.00	22.55		19.51	-	3.04
Total	**157.04**	**100.00%**	**908,816.00**	**1,684,827.19**	0.01%						

Sukkur Electric Power Company Ltd.

FORM - 27 (b)

SUKKUR ELECTRIC POWR COMPANY LTD.

Revenue & Subsidy Statement

FY 2022-23 (Mar)

Description	Mar-23	Sales Mix	No. of Consumers	Sanctioned Load	Load Factor	Determined & Notified Tariff FY 2019-20		GoP Notified Tariff FY 2019-20		Subsidy	
						Fixed Charge	Variable Charge	Fixed Charge	Variable Charge	Fixed Charge	Variable Charge
	(MkWh)	(%age)		(kW)	(%age)	(Rs/kW/M)	(Rs/kWh)	(Rs/kW/M)	(Rs/kWh)	(Rs/kW/M)	(Rs/kWh)
Residential - A1											
Upto - 50	2.63	1.42%	68,102.00	106,026.80	0.00%	75.00	4.00	75.00	3.95	0.00	0.05
1-100 GoP Tariff	39.89	21.47%	375,639.00	104,390.56		150.00	17.28	150.00	7.74		9.54
101 - 200 GoP Tariff	28.04	15.09%	119,536.00	176,039.97	0.02%	0.00	20.31		10.06	-	10.25
201 - 300 GoP Tariff	22.00	11.84%	76,084.00	98,175.66		0.00	23.00		12.15	-	10.85
301 - 700 GoP Tariff	12.54	6.75%	75,586.00	146,374.79	0.01%	0.00	24.61		19.55	-	5.06
Above -700 GoP	1.90	1.02%	26,480.00	46,954.85	0.00%	0.00	26.99		22.65	-	4.34
A-1B(03) T Peak	0.12	0.06%	-	26,754.25	0.00%	0.00	27.00		22.65	-	4.35
A-1B(03) T Off- Peak	0.63	0.34%	2,856.00	-		0.00	21.05		16.33	-	4.72
E-11(55) Temp.	0.00	0.00%	2.00	8.68		0.00	24.65		22.79	-	1.86
Sub-Total	**107.75**	58.00%	**744,285**	**704,726**						-	0.00
For Peak Load Requirement Upto 20 KW											
Commercial - A2A (04)	4.50	2.42%	120,691.34	132,383.29		175.00	26.93	175.00	19.95		6.98
A-2B(05)	0.84	0.45%	770.00	245.38	0.39%	440.00	24.83	440.00	21.63		3.20
A-2C (06) T Peak	1.42	0.76%	-	9,230.06		400.00	26.84	400.00	23.55		3.29
A-2C (06) T Off -Peak	6.88	3.70%	4,450.00	66,003.45		400.00	20.89	400.00	17.58	-	3.31
E-1ii(56) TEMP.		0.00%	-	-	#DIV/0!	50.00	36.93	50.00	20.34	-	16.59
Sub-Total	**13.63**	7.34%	**125,911.34**	**207,862.19**							
Industrial					#DIV/0!						
Industrial B-1 (07)	0.97	0.52%	4,654.00	56,293.54		0.00	28.41		17.23	-	11.18
B-1(09) PEAK	0.43	0.23%	-	46,136.38	0.00%	0.00	27.01		20.79		6.22
B-1(09) OFF-PEAK	4.27	2.30%	5,692.00	-		0.00	21.06		15.23		5.83
B-2A (10)	1.61	0.87%	805.00	72,555.27	0.00%	440.00	23.74	440.00	16.73	-	7.01
B-2B-(12) T Peak	2.19	1.18%	-	188,219.77		440.00	26.84	440.00	20.73		6.11
B-2B-(12) T Off-Peak	14.98	8.06%	2,654.00	-	#DIV/0!	440.00	20.69	440.00	15.02		5.67
B-3 (14) T Peak	0.29	0.16%	-	3,018.42		440.00	26.84	380.00	20.73		6.11
B-3 (14) T Off-Peak	1.59	0.85%	36.00	18,880.31	0.01%	420.00	18.59	420.00	14.93	-	3.66
B-4 (17) - Peak	0.17	0.09%	-	11,944.46	0.00%	420.00	26.40	420.00	20.73	-	5.67
B-4 (17) - Off Peak	1.13	0.61%	3.00	-	#DIV/0!	400.00	20.49	400.00	14.83	-	5.66
E-2 (58) Temp	0.09	0.05%	18.00	-	#DIV/0!	0.00	24.41		18.31	-	6.10
Sub-Total	**27.72**	14.92%	**13,917.00**	**407,048.15**							
Single Point Supply for Further Distribution											
C-1A (19)	0.26	0.14%	186.00	2,771.23		0.00	29.71		20.63	-	9.08
C-1B (25)	2.16	1.16%	175.00	18,303.06	0.01%	440.00	26.94	440.00	20.13	0.00	6.81
C-1C(26)T Peak	0.40	0.21%	20.00	11,620.23	0.00%	440.00	26.84	440.00	23.55		3.29
C-1C(26)T Off Peak	2.41	1.30%	155.00	-	#DIV/0!	440.00	20.89	440.00	16.95		3.94
C-2A (28)	0.86	0.46%	16.00	-	#DIV/0!	420.00	24.04	420.00	19.93	-	4.11
C-2B (29)T Peak	0.93	0.50%	40.00	7,424.33	0.01%	420.00	26.84	420.00	23.55	-	3.29
C-2B(29)T Off-Peak	4.76	2.56%	13.00	17,579.27		420.00	20.69	420.00	16.75	-	3.94
Sub-Total	**11.78**	6.34%	**605.00**	**57,698.13**							
Agriculture Tubewell - Tariff D											
Agriculture D-1A (41,42,43,44,46)	0.53	0.29%	2,126.59	92,554.53	0.00%	0.00	28.54		17.63	-	10.91
D2 (NOR)	1.10	0.59%	2,877.09	25,140.44	0.00%	200.00	26.85	200.00	20.55	-	6.30
D-1B(T) Peak	1.96	1.06%		61,886.10	0.00%	200.00	20.61	200.00	13.30	-	7.31
D-1B(T) Off-Peak	3.26	1.76%	38.35	-	#DIV/0!	200.00	22.91	200.00	5.35	-	17.56
D-1B(T) Peak (SUB)	0.21	0.11%	523.70	6,522.17		200.00	26.86	200.00	7.30	-	19.56
D-1B(T) Off-Peak	0.14	0.08%	3,704.27	-		200.00	18.41	200.00	7.30	-	11.11
	7.21	3.88%	**9,270.00**	**186,103.24**							
Public Lighting - Tariff G											
G(I)	1.28	0.69%	425.00	13,029.28		0.00	24.01		20.63	0.00	3.38
Housing Colonies - Tariff H										0.00	
H(1)	0.09	0.05%	19.00	2,333.84	0.00%	0.00	24.01		20.63	-	3.38
AJK Bulk Supply											
A-3 (66) General Supply	16.33	8.79%	14,383.56	106,026.80	0.02%	0.00	22.55		19.51	-	3.04
Total	**185.79**	**100.00%**	**908,816.00**	**1,684,827.19**	0.01%						

Sukkur Electric Power Company Ltd.

FORM - 27 (b)

SUKKUR ELECTRIC POWR COMPANY LTD.

Revenue & Subsidy Statement

FY 2022-23 (3rd Qtr)

Description	3rd Qtr	Sales Mix	No. of Consumers	Sanctioned Load	Load Factor	Determined & Notified Tariff FY 2019-20		GoP Notified Tariff FY 2019-20		Subsidy	
						Fixed Charge	Variable Charge	Fixed Charge	Variable Charge	Fixed Charge	Variable Charge
	(MkWh)	(%age)		(kW)	(%age)	(Rs/kW/M)	(Rs/kWh)	(Rs/kW/M)	(Rs/kWh)	(Rs/kW/M)	(Rs/kWh)
Residential - A1											
Upto - 50	7.32	1.42%	68,102.00	106,026.80	0.01%	75.00	4.00	75.00	3.95	0.00	0.05
1-100 GoP Tariff	111.08	21.47%	375,639.00	104,390.56		150.00	17.28	150.00	7.74		9.54
101 - 200 GoP Tariff	78.08	15.09%	119,536.00	176,039.97	0.05%	0.00	20.31		10.06	-	10.25
201 - 300 GoP Tariff	61.26	11.84%	76,084.00	98,175.66		0.00	23.00		12.15	-	10.85
301 - 700 GoP Tariff	34.93	6.75%	75,586.00	146,374.79	0.03%	0.00	24.61		19.55	-	5.06
Above -700 GoP	5.30	1.02%	26,480.00	46,954.85	0.01%	0.00	26.99		22.65	-	4.34
A-1B(03) T Peak	0.34	0.06%	-	26,754.25	0.00%	0.00	27.00		22.65	-	4.35
A-1B(03) T Off- Peak	1.76	0.34%	2,856.00	-		0.00	21.05		16.33	-	4.72
E-11(55) Temp.	0.00	0.00%	2.00	8.68		0.00	24.65		22.79	-	1.86
Sub-Total	**300.07**	58.00%	**744,285**	**704,726**						-	0.00
For Peak Load Requirement Upto 20 KW											
Commercial - A2A (04)	12.52	2.42%	120,691.34	132,383.29		175.00	26.93	175.00	19.95		6.98
A-2B(05)	2.35	0.45%	770.00	245.38	1.09%	440.00	24.83	440.00	21.63		3.20
A-2C (06) T Peak	3.95	0.76%	-	9,230.06		400.00	26.84	400.00	23.55		3.29
A-2C (06) T Off -Peak	19.15	3.70%	4,450.00	66,003.45		400.00	20.89	400.00	17.58	-	3.31
E-1ii(56) TEMP.	-	0.00%	-	-	#DIV/0!	50.00	36.93	50.00	20.34	-	16.59
Sub-Total	**37.97**	7.34%	**125,911.34**	**207,862.19**							
Industrial					#DIV/0!						
Industrial B-1 (07)	2.71	0.52%	4,654.00	66,293.54		0.00	28.41		17.23	-	11.18
B-1(09) PEAK	1.19	0.23%	-	46,136.38	0.00%	0.00	27.01		20.79		6.22
B-1(09) OFF-PEAK	11.88	2.30%	5,692.00	-		0.00	21.06		15.23		5.83
B-2A (10)	4.48	0.87%	805.00	72,555.27	0.01%	440.00	23.74	440.00	16.73	-	7.01
B-2B-(12) T Peak	6.09	1.18%	-	188,219.77		440.00	26.84	440.00	20.73		6.11
B-2B-(12) T Off-Peak	41.72	8.06%	2,654.00	-	#DIV/0!	440.00	20.69	440.00	15.02		5.67
B-3 (14) T Peak	0.82	0.16%	-	3,018.42		440.00	26.84	380.00	20.73		6.11
B-3 (14) T Off-Peak	4.42	0.85%	36.00	18,880.31	0.03%	420.00	18.59	420.00	14.93	-	3.66
B-4 (17) - Peak	0.49	0.09%	-	11,944.46	0.00%	420.00	26.40	420.00	20.73	-	5.67
B-4 (17) - Off Peak	3.15	0.61%	3.00	-	#DIV/0!	400.00	20.49	400.00	14.83	-	5.66
E-2 (58) Temp	0.24	0.05%	18.00	-	#DIV/0!	0.00	24.41		18.31	-	6.10
Sub-Total	**77.19**	14.92%	**13,917.00**	**407,048.15**							
Single Point Supply for Further Distribution											
C-1A (19)	0.74	0.14%	186.00	2,771.23		0.00	29.71		20.63	-	9.08
C-1B (25)	6.00	1.16%	175.00	18,303.06	0.04%	440.00	26.94	440.00	20.13	0.00	6.81
C-1C(26)T Peak	1.10	0.21%	20.00	11,620.23	0.01%	440.00	26.84	440.00	23.55		3.29
C-1C(26)T Off Peak	6.72	1.30%	155.00	-	#DIV/0!	440.00	20.89	440.00	16.95		3.94
C-2A (28)	2.41	0.46%	16.00	-	#DIV/0!	420.00	24.04	420.00	19.93	-	4.11
C-2B (29)T Peak	2.59	0.50%	40.00	7,424.33	0.04%	420.00	26.84	420.00	23.55	-	3.29
C-2B(29)T Off-Peak	13.24	2.56%	13.00	17,579.27		420.00	20.69	420.00	16.75	-	3.94
Sub-Total	**32.79**	6.34%	**605.00**	**57,698.13**							
Agriculture Tubewell - Tariff D											
Agriculture D-1A (41,42,43,44,46)	1.49	0.29%	2,126.59	92,554.53	0.00%	0.00	28.54		17.63	-	10.91
D2 (NOR)	3.05	0.59%	2,877.09	25,140.44	0.01%	200.00	26.85	200.00	20.55	-	6.30
D-1B(T) Peak	5.46	1.06%		61,886.10	0.01%	200.00	20.61	200.00	13.30	-	7.31
D-1B(T) Off-Peak	9.09	1.76%	38.35	-	#DIV/0!	200.00	22.91	200.00	5.35	-	17.56
D-1B(T) Peak (SUB)	0.58	0.11%	523.70	6,522.17		200.00	26.86	200.00	7.30	-	19.56
D-1B(T) Off-Peak	0.40	0.08%	3,704.27	-		200.00	18.41	200.00	7.30	-	11.11
	20.07	3.88%	**9,270.00**	**186,103.24**							
Public Lighting - Tariff G											
G(I)	3.56	0.69%	425.00	13,029.28		0.00	24.01		20.63	0.00	3.38
Housing Colonies - Tariff H										0.00	
H(1)	0.24	0.05%	19.00	2,333.84	0.01%	0.00	24.01		20.63	-	3.38
AJK Bulk Supply											
A-3 (66) General Supply	45.48	8.79%	14,383.66	106,026.80	0.05%	0.00	22.55		19.51	-	3.04
Total	**517.37**	**100.00%**	**908,816.00**	**1,684,827.19**	0.04%						

Sukkur Electric Power Company Ltd.

FORM - 27 (b)

SUKKUR ELECTRIC POWR COMPANY LTD.

Revenue & Subsidy Statement

FY 2022-23 (Apr)

S# Description	Apr-22	Sales Mix	No. of Consumers	Sanctioned Load	Load Factor	Determined & Notified Tariff FY 2019-20		GoP Notified Tariff FY 2019-20		Subsidy	
						Fixed Charge	Variable Charge	Fixed Charge	Variable Charge	Fixed Charge	Variable Charge
	(MkWh)	(%age)		(kW)	(%age)	(Rs/kW/M)	(Rs/kWh)	(Rs/kW/M)	(Rs/kWh)	(Rs/kW/M)	(Rs/kWh)
Residential - A1											
Upto - 50	4.02	1.42%	68,102.00	106,026.80	0.00%	75.00	4.00	75.00	3.95	0.00	0.05
1-100 GoP Tariff	60.92	21.47%	375,639.00	104,390.56		150.00	17.28	150.00	7.74		9.54
101 - 200 GoP Tariff	42.82	15.09%	119,536.00	176,039.97	0.03%	0.00	20.31		10.06	-	10.25
201 - 300 GoP Tariff	33.60	11.84%	76,084.00	98,175.66		0.00	23.00		12.15	-	10.85
301 - 700 GoP Tariff	19.16	6.75%	75,586.00	146,374.79	0.01%	0.00	24.61		19.55	-	5.06
Above -700 GoP	2.91	1.02%	26,480.00	46,954.85	0.01%	0.00	26.99		22.65	-	4.34
A-1B(03) T Peak	0.18	0.06%	-	26,754.25	0.00%	0.00	27.00		22.65	-	4.35
A-1B(03) T Off- Peak	0.97	0.34%	2,856.00	-		0.00	21.05		16.33	-	4.72
E-11(55) Temp.	0.00	0.00%	2.00	8.68		0.00	24.65		22.79	-	1.86
Sub-Total	**164.58**	**58.00%**	**744,285**	**704,726**						-	0.00
For Peak Load Requirement Upto 20 KW											
Commercial - A2A (04)	6.87	2.42%	120,691.34	132,383.29		175.00	26.93	175.00	19.95		6.98
A-2B(05)	1.29	0.45%	770.00	245.38	0.60%	440.00	24.83	440.00	21.63		3.20
A-2C (06) T Peak	2.16	0.76%	-	9,230.06		400.00	26.84	400.00	23.55		3.29
A-2C (06) T Off -Peak	10.50	3.70%	4,450.00	66,003.45		400.00	20.89	400.00	17.58	-	3.31
E-1ii(56) TEMP.		0.00%	-	-	#DIV/0!	50.00	36.93	50.00	20.34	-	16.59
Sub-Total	**20.82**	**7.34%**	**125,911.34**	**207,862.19**							
Industrial					#DIV/0!						
Industrial B-1 (07)	1.49	0.52%	4,554.00	66,293.54		0.00	28.41		17.23	-	11.18
B-1(09) PEAK	0.65	0.23%	-	46,136.38	0.00%	0.00	27.01		20.79		6.22
B-1(09) OFF-PEAK	6.52	2.30%	5,692.00	-		0.00	21.06		15.23		5.83
B-2A (10)	2.46	0.87%	805.00	72,555.27	0.00%	440.00	23.74	440.00	16.73	-	7.01
B-2B-(12) T Peak	3.34	1.18%	-	188,219.77		440.00	26.84	440.00	20.73		6.11
B-2B-(12) T Off-Peak	22.88	8.06%	2,654.00	-	#DIV/0!	440.00	20.69	440.00	15.02		5.67
B-3 (14) T Peak	0.45	0.16%	-	3,018.42		440.00	26.84	380.00	20.73		6.11
B-3 (14) T Off-Peak	2.42	0.85%	36.00	18,880.31	0.01%	420.00	18.59	420.00	14.93	-	3.66
B-4 (17) - Peak	0.27	0.09%	-	11,944.46	0.00%	420.00	26.40	420.00	20.73	-	5.67
B-4 (17) - Off Peak	1.73	0.61%	3.00	-	#DIV/0!	400.00	20.49	400.00	14.83	-	5.66
E-2 (58) Temp	0.13	0.05%	18.00	-	#DIV/0!	0.00	24.41		18.31	-	6.10
Sub-Total	**42.34**	**14.92%**	**13,917.00**	**407,048.15**							
Single Point Supply for Further Distribution											
C-1A (19)	0.40	0.14%	186.00	2,771.23		0.00	29.71		20.63	-	9.08
C-1B (25)	3.29	1.16%	175.00	18,303.06	0.02%	440.00	26.94	440.00	20.13	0.00	6.81
C-1C(26)T Peak	0.60	0.21%	20.00	11,620.23	0.01%	440.00	26.84	440.00	23.55		3.29
C-1C(26)T Off Peak	3.69	1.30%	155.00	-	#DIV/0!	440.00	20.89	440.00	16.95		3.94
C-2A (28)	1.32	0.46%	16.00	-	#DIV/0!	420.00	24.04	420.00	19.93	-	4.11
C-2B (29)T Peak	1.42	0.50%	40.00	7,424.33	0.02%	420.00	26.84	420.00	23.55	-	3.29
C-2B(29)T Off-Peak	7.26	2.56%	13.00	17,579.27		420.00	20.69	420.00	16.75	-	3.94
Sub-Total	**17.99**	**6.34%**	**605.00**	**57,698.13**							
Agriculture Tubewell - Tariff D											
Agriculture D-1A (41,42,43,44,46)	0.82	0.29%	2,126.59	92,554.53	0.00%	0.00	28.54		17.63	-	10.91
D2 (NOR)	1.67	0.59%	2,877.09	25,140.44	0.01%	200.00	26.85	200.00	20.55	-	6.30
D-1B(T) Peak	2.99	1.06%		61,886.10	0.01%	200.00	20.61	200.00	13.30	-	7.31
D-1B(T) Off-Peak	4.98	1.76%	38.35	-	#DIV/0!	200.00	22.91	200.00	5.35	-	17.56
D-1B(T) Peak (SUB)	0.32	0.11%	523.70	6,522.17		200.00	26.86	200.00	7.30	-	19.56
D-1B(T) Off-Peak	0.22	0.08%	3,704.27	-		200.00	18.41	200.00	7.30	-	11.11
	11.01	**3.88%**	**9,270.00**	**186,103.24**							
Public Lighting - Tariff G											
G(I)	1.95	0.69%	425.00	13,029.28		0.00	24.01		20.63	0.00	3.38
Housing Colonies - Tariff H										0.00	
H(1)	0.13	0.05%	19.00	2,333.84	0.01%	0.00	24.01		20.63	-	3.38
AJK Bulk Supply											
A-3 (66) General Supply	24.95	8.79%	14,383.66	106,026.80	0.03%	0.00	22.55		19.51	-	3.04
Total	**283.77**	**100.00%**	**908,816.00**	**1,684,827.19**	0.02%						

Sukkur Electric Power Company Ltd.

FORM - 27 (b)

SUKKUR ELECTRIC POWR COMPANY LTD.

Revenue & Subsidy Statement

FY 2022-23 (May)

Description	May-23	Sales Mix	No. of Consumers	Sanctioned Load	Load Factor	Determined & Notified Tariff FY 2019-20		GoP Notified Tariff FY 2019-20		Subsidy	
						Fixed Charge	Variable Charge	Fixed Charge	Variable Charge	Fixed Charge	Variable Charge
	(MkWh)	(%age)		(kW)	(%age)	(Rs/kW/M)	(Rs/kWh)	(Rs/kW/M)	(Rs/kWh)	(Rs/kW/M)	(Rs/kWh)
Residential - A1											
Upto - 50	5.22	1.42%	58,102.00	106,026.80	0.01%	75.00	4.00	75.00	3.95	0.00	0.05
1-100 GoP Tariff	79.12	21.47%	375,639.00	104,390.56		150.00	17.28	150.00	7.74		9.54
101 - 200 GoP Tariff	55.62	15.09%	119,536.00	176,039.97	0.04%	0.00	20.31		10.06	-	10.25
201 - 300 GoP Tariff	43.64	11.84%	76,084.00	98,175.66		0.00	23.00		12.15	-	10.85
301 - 700 GoP Tariff	24.88	6.75%	75,586.00	146,374.79	0.02%	0.00	24.61		19.55	-	5.06
Above -700 GoP	3.77	1.02%	26,480.00	46,954.85	0.01%	0.00	26.99		22.65	-	4.34
A-1B(03) T Peak	0.24	0.06%	-	26,754.25	0.00%	0.00	27.00		22.65	-	4.35
A-1B(03) T Off- Peak	1.25	0.34%	2,856.00	-		0.00	21.05		16.33	-	4.72
E-11(55) Temp.	0.00	0.00%	2.00	8.68		0.00	24.65		22.79	-	1.86
Sub-Total	**213.74**	**58.00%**	**744,285**	**704,726**						-	0.00
For Peak Load Requirement Upto 20 KW											
Commercial - A2A (04)	8.92	2.42%	120,691.34	132,383.29		175.00	26.93	175.00	19.95		6.98
A-2B(05)	1.67	0.45%	770.00	245.38	0.78%	440.00	24.83	440.00	21.63		3.20
A-2C (06) T Peak	2.81	0.76%	-	9,230.06		400.00	26.84	400.00	23.55		3.29
A-2C (06) T Off -Peak	13.64	3.70%	4,450.00	66,003.45		400.00	20.89	400.00	17.58	-	3.31
E-1ii(56) TEMP.		0.00%	-	-	#DIV/0!	50.00	36.93	50.00	20.34	-	16.59
Sub-Total	**27.04**	**7.34%**	**125,911.34**	**207,862.19**							
Industrial					#DIV/0!						
Industrial B-1 (07)	1.93	0.52%	4,654.00	66,293.54		0.00	28.41		17.23	-	11.18
B-1(09) PEAK	0.85	0.23%	-	46,136.38	0.00%	0.00	27.01		20.79		6.22
B-1(09) OFF-PEAK	8.46	2.30%	5,692.00	-		0.00	21.06		15.23		5.83
B-2A (10)	3.19	0.87%	805.00	72,555.27	0.01%	440.00	23.74	440.00	16.73	-	7.01
B-2B-(12) T Peak	4.34	1.18%	-	188,219.77		440.00	26.84	440.00	20.73		6.11
B-2B-(12) T Off-Peak	29.71	8.06%	2,654.00	-	#DIV/0!	440.00	20.69	440.00	15.02		5.67
B-3 (14) T Peak	0.58	0.16%	-	3,018.42		440.00	26.84	380.00	20.73		6.11
B-3 (14) T Off-Peak	3.15	0.85%	36.00	18,880.31	0.02%	420.00	18.59	420.00	14.93	-	3.66
B-4 (17) - Peak	0.35	0.09%	-	11,944.46	0.00%	420.00	26.40	420.00	20.73	-	5.67
B-4 (17) - Off Peak	2.25	0.61%	3.00	-	#DIV/0!	400.00	20.49	400.00	14.83	-	5.66
E-2 (58) Temp	0.17	0.05%	18.00	-	#DIV/0!	0.00	24.41		18.31	-	6.10
Sub-Total	**54.99**	**14.92%**	**13,917.00**	**407,048.15**							
Single Point Supply for Further Distribution											
C-1A (19)	0.52	0.14%	186.00	2,771.23		0.00	29.71		20.63	-	9.08
C-1B (25)	4.28	1.16%	175.00	18,303.06	0.03%	440.00	26.94	440.00	20.13	0.00	6.81
C-1C(26)T Peak	0.78	0.21%	20.00	11,620.23	0.01%	440.00	26.84	440.00	23.55		3.29
C-1C(26)T Off Peak	4.79	1.30%	155.00	-	#DIV/0!	440.00	20.89	440.00	16.95		3.94
C-2A (28)	1.71	0.46%	16.00	-	#DIV/0!	420.00	24.04	420.00	19.93	-	4.11
C-2B (29)T Peak	1.84	0.50%	40.00	7,424.33	0.03%	420.00	26.84	420.00	23.55	-	3.29
C-2B(29)T Off-Peak	9.43	2.56%	13.00	17,579.27		420.00	20.69	420.00	16.75	-	3.94
Sub-Total	**23.36**	**6.34%**	**605.00**	**57,698.13**							
Agriculture Tubewell - Tariff D											
Agriculture D-1A (41,42,43,44,46)	1.06	0.29%	2,126.59	92,554.53	0.00%	0.00	28.54		17.63	-	10.91
D2 (NOR)	2.17	0.59%	2,877.09	25,140.44	0.01%	200.00	26.85	200.00	20.55	-	6.30
D-1B(T) Peak	3.89	1.06%		61,886.10	0.01%	200.00	20.61	200.00	13.30	-	7.31
D-1B(T) Off-Peak	6.47	1.76%	38.35	-	#DIV/0!	200.00	22.91	200.00	5.35	-	17.56
D-1B(T) Peak (SUB)	0.42	0.11%	523.70	6,522.17		200.00	26.86	200.00	7.30	-	19.56
D-1B(T) Off-Peak	0.29	0.08%	3,704.27	-		200.00	18.41	200.00	7.30	-	11.11
	14.30	**3.88%**	**9,270.00**	**186,103.24**							
Public Lighting - Tariff G											
G(I)	2.54	0.69%	425.00	13,029.28		0.00	24.01		20.63	0.00	3.38
Housing Colonies - Tariff H										0.00	
H(1)	0.17	0.05%	19.00	2,333.84	0.01%	0.00	24.01		20.63	-	3.38
AJK Bulk Supply											
A-3 (66) General Supply	32.40	8.79%	14,383.66	106,026.80	0.03%	0.00	22.55		19.51	-	3.04
Total	**368.53**	**100.00%**	**908,816.00**	**1,684,827.19**	0.02%						

Sukkur Electric Power Company Ltd.

FORM - 27 (b)

SUKKUR ELECTRIC POWR COMPANY LTD.

Revenue & Subsidy Statement

FY 2022-23 (4th Qtr)

Description	4th Qtr	Sales Mix	No. of Consumers	Sanctioned Load	Load Factor	Determined & Notified Tariff FY 2019-20		GoP Notified Tariff FY 2019-20		Subsidy	
						Fixed Charge	Variable Charge	Fixed Charge	Variable Charge	Fixed Charge	Variable Charge
	(MkWh)	(%aga)		(kW)	(%age)	(Rs/kW/M)	(Rs/kWh)	(Rs/kW/M)	(Rs/kWh)	(Rs/kW/M)	(Rs/kWh)
Residential - A1											
Upto - 50	13.55	1.42%	63,102.00	136,025.80	0.01%	75.00	4.00	75.00	3.95	0.00	0.05
1-100 GoP Tariff	210.04	21.47%	375,639.00	104,390.56		150.00	17.28	150.00	7.74		9.54
101 - 200 GoP Tariff	147.64	15.09%	119,536.00	176,039.97	0.10%	0.00	20.31		10.06	-	10.25
201 - 300 GoP Tariff	115.84	11.84%	76,084.00	98,175.66		0.00	23.00		12.15	-	10.85
301 - 700 GoP Tariff	66.05	6.75%	75,586.00	146,374.79	0.05%	0.00	24.61		19.55	-	5.06
Above -700 GoP	10.02	1.02%	26,480.00	46,954.85	0.02%	0.00	26.99		22.65	-	4.34
A-1B(03) T Peak	0.63	0.06%	-	26,754.25	0.00%	0.00	27.00		22.65	-	4.35
A-1B(03) T Off- Peak	3.33	0.34%	2,856.00	-		0.00	21.05		16.33	-	4.72
E-11(55) Temp.	0.00	0.00%	2.00	8.68		0.00	24.65		22.79	-	1.86
Sub-Total	**567.41**	58.00%	**744,285**	**704,726**						-	0.00
For Peak Load Requirement Upto 20 KW											
Commercial - A2A (04)	23.63	2.42%	120,691.34	132,383.29		175.00	26.93	175.00	19.95		6.98
A-2B(05)	4.44	0.45%	770.00	245.38	2.07%	440.00	24.83	440.00	21.63		3.20
A-2C (06) T Peak	7.46	0.76%	-	9,230.06		400.00	26.84	400.00	23.55		3.29
A-2C (06) T Off -Peak	36.21	3.70%	4,450.00	66,003.45		400.00	20.89	400.00	17.58	-	3.31
E-1ii(56) TEMP.	-	0.00%	-	-	#DIV/0!	50.00	36.93	50.00	20.34	-	16.59
Sub-Total	**71.79**	7.34%	**125,911.34**	**207,862.19**							
Industrial					#DIV/0!						
Industrial B-1 (07)	5.12	0.52%	4,854.00	66,293.54		0.00	28.41		17.23	-	11.18
B-1(09) PEAK	2.24	0.23%	-	46,136.38	0.01%	0.00	27.01		20.79		6.22
B-1(09) OFF-PEAK	22.47	2.30%	5,692.00	-		0.00	21.06		15.23		5.83
B-2A (10)	8.48	0.87%	805.00	72,555.27	0.01%	440.00	23.74	440.00	16.73	-	7.01
B-2B-(12) T Peak	11.52	1.18%	-	188,219.77		440.00	26.84	440.00	20.73		6.11
B-2B-(12) T Off-Peak	78.88	8.06%	2,654.00	-	#DIV/0!	440.00	20.69	440.00	15.02		5.67
B-3 (14) T Peak	1.55	0.16%	-	3,018.42		440.00	26.84	380.00	20.73		6.11
B-3 (14) T Off-Peak	8.36	0.85%	36.00	18,380.31	0.05%	420.00	18.59	420.00	14.93	-	3.66
B-4 (17) - Peak	0.92	0.09%	-	11,944.46	0.01%	420.00	26.40	420.00	20.73	-	5.67
B-4 (17) - Off Peak	5.96	0.61%	3.00	-	#DIV/0!	400.00	20.49	400.00	14.83	-	5.66
E-2 (58) Temp	0.46	0.05%	18.00	-	#DIV/0!	0.00	24.41		18.31	-	6.10
Sub-Total	**145.96**	14.92%	**13,917.00**	**407,048.15**							
Single Point Supply for Further Distribution											
C-1A (19)	1.39	0.14%	186.00	2,771.23		0.00	29.71		20.63	-	9.08
C-1B (25)	11.35	1.16%	175.00	18,303.06	0.07%	440.00	26.94	440.00	20.13	0.00	6.81
C-1C(26)T Peak	2.08	0.21%	20.00	11,520.23	0.02%	440.00	26.84	440.00	23.55		3.29
C-1C(26)T Off Peak	12.71	1.30%	155.00	-	#DIV/0!	440.00	20.89	440.00	16.95		3.94
C-2A (28)	4.55	0.46%	16.00	-	#DIV/0!	420.00	24.04	420.00	19.93	-	4.11
C-2B (29)T Peak	4.39	0.50%	40.00	7,424.33	0.08%	420.00	26.84	420.00	23.55	-	3.29
C-2B(29)T Off-Peak	25.04	2.56%	13.00	17,579.27		420.00	20.69	420.00	16.75	-	3.94
Sub-Total	**62.01**	6.34%	**605.00**	**57,698.13**							
Agriculture Tubewell - Tariff D											
Agriculture D-1A (41,42,43,44,46)	2.81	0.29%	2,126.59	92,554.53	0.00%	0.00	28.54		17.63	-	10.91
D2 (NOR)	5.77	0.59%	2,877.09	25,140.44	0.03%	200.00	26.85	200.00	20.55	-	6.30
D-1B(T) Peak	10.32	1.06%		61,886.10	0.02%	200.00	20.61	200.00	13.30	-	7.31
D-1B(T) Off-Peak	17.18	1.76%	38.35	-	#DIV/0!	200.00	22.91	200.00	5.35	-	17.56
D-1B(T) Peak (SUB)	1.10	0.11%	523.70	5,522.17		200.00	26.86	200.00	7.30	-	19.56
D-1B(T) Off-Peak	0.76	0.08%	3,704.27	-		200.00	18.41	200.00	7.30	-	11.11
	37.95	3.88%	**9,270.00**	**186,103.24**							
Public Lighting - Tariff G											
G(I)	6.74	0.69%	425.00	13,029.28		0.00	24.01		20.63	0.00	3.38
Housing Colonies - Tariff H										0.00	
H(1)	0.45	0.05%	19.00	2,333.84	0.02%	0.00	24.01		20.63	-	3.38
AJK Bulk Supply											
A-3 (66) General Supply	86.01	8.79%	14,383.66	106,025.80	0.09%	0.00	22.55		19.51	-	3.04
Total	**978.31**	**100.00%**	**908,816.00**	**1,684,827.19**	0.07%						

Sukkur Electric Power Company Ltd.

FORM - 27 (b)

SUKKUR ELECTRIC POWR COMPANY LTD.

Revenue & Subsidy Statement

FY 2023-24 (Jul)

Description	Jul-23	Sales Mix	No. of Consumers	Sanctioned Load	Load Factor	Determined & Notified Tariff FY 2019-20		GoP Notified Tariff FY 2019-20		Subsidy	
						Fixed Charge	Variable Charge	Fixed Charge	Variable Charge	Fixed Charge	Variable Charge
	(MkWh)	(%age)		(kW)	(%age)	(Rs/kW/M)	(Rs/kWh)	(Rs/kW/M)	(Rs/kWh)	(Rs/kW/M)	(Rs/kWh)
Residential - A1											
Upto - 50	5.42	1.42%	68,102.00	106,026.80	0.01%	75.00	4.00	75.00	3.95	0.00	0.05
1-100 GoP Tariff	82.25	21.47%	425,639.00	104,390.56		150.00	17.28	150.00	7.74		9.54
101 - 200 GoP Tariff	57.81	15.09%	119,536.00	176,039.97	0.04%	0.00	20.31		10.06	-	10.25
201 - 300 GoP Tariff	45.36	11.84%	76,084.00	98,175.66		0.00	23.00		12.15	-	10.85
301 - 700 GoP Tariff	25.87	6.75%	75,586.00	146,374.79	0.02%	0.00	24.61		19.55	-	5.06
Above -700 GoP	3.92	1.02%	26,480.00	46,954.85	0.01%	0.00	26.99		22.65	-	4.34
A-1B(03) T Peak	0.25	0.06%	-	26,754.25	0.00%	0.00	27.00		22.65	-	4.35
A-1B(03) T Off- Peak	1.30	0.34%	2,856.00	-		0.00	21.05		16.33	-	4.72
E-11(55) Temp.	0.00	0.00%	2.00	8.68		0.00	24.65		22.79	-	1.86
Sub-Total	**222.20**	**58.00%**	**794,285**	**704,726**						-	0.00
For Peak Load Requirement Upto 20 KW											
Commercial - A2A (04)	9.27	2.42%	120,691.34	132,383.29		175.00	26.93	175.00	19.95		6.98
A-2B(05)	1.74	0.45%	770.00	245.38	0.81%	440.00	24.83	440.00	21.63		3.20
A-2C (06) T Peak	2.92	0.76%	-	9,230.06		400.00	26.84	400.00	23.55		3.29
A-2C (06) T Off -Peak	14.18	3.70%	4,450.00	66,003.45		400.00	20.89	400.00	17.58	-	3.31
E-1ii(56) TEMP.		0.00%	-	-	#DIV/0!	50.00	36.93	50.00	20.34	-	16.59
Sub-Total	**28.11**	**7.34%**	**125,911.34**	**207,862.19**							
Industrial					#DIV/0!						
Industrial B-1 (07)	2.00	0.52%	4,554.00	66,293.54		0.00	28.41		17.23	-	11.18
B-1(09) PEAK	0.88	0.23%	-	46,136.38	0.00%	0.00	27.01		20.79		6.22
B-1(09) OFF-PEAK	8.80	2.30%	5,692.00	-		0.00	21.06		15.23		5.83
B-2A (10)	3.32	0.87%	805.00	72,555.27	0.01%	440.00	23.74	440.00	16.73	-	7.01
B-2B-(12) T Peak	4.51	1.18%	-	188,219.77		440.00	26.84	440.00	20.73		6.11
B-2B-(12) T Off-Peak	30.89	8.06%	2,654.00	-	#DIV/0!	440.00	20.69	440.00	15.02		5.67
B-3 (14) T Peak	0.61	0.16%	-	3,018.42		440.00	26.84	380.00	20.73		6.11
B-3 (14) T Off-Peak	3.27	0.85%	36.00	18,880.31	0.02%	420.00	18.59	420.00	14.93	-	3.66
B-4 (17) - Peak	0.36	0.09%	-	11,944.46	0.00%	420.00	26.40	420.00	20.73	-	5.67
B-4 (17) - Off Peak	2.33	0.61%	3.00	-	#DIV/0!	400.00	20.49	400.00	14.83	-	5.66
E-2 (58) Temp	0.18	0.05%	18.00	-	#DIV/0!	0.00	24.41		18.31	-	6.10
Sub-Total	**57.16**	**14.92%**	**13,917.00**	**407,048.15**							
Single Point Supply for Further Distribution											
C-1A (19)	0.54	0.14%	186.00	2,771.23		0.00	29.71		20.63	-	9.08
C-1B (25)	4.44	1.16%	175.00	18,303.06	0.03%	440.00	26.94	440.00	20.13	0.00	6.81
C-1C(26)T Peak	0.82	0.21%	20.00	11,620.23	0.01%	440.00	26.84	440.00	23.55		3.29
C-1C(26)T Off Peak	4.98	1.30%	155.00	-	#DIV/0!	440.00	20.89	440.00	16.95		3.94
C-2A (28)	1.78	0.46%	16.00	-	#DIV/0!	420.00	24.04	420.00	19.93	-	4.11
C-2B (29)T Peak	1.91	0.50%	40.00	7,424.33	0.03%	420.00	26.84	420.00	23.55	-	3.29
C-2B(29)T Off-Peak	9.81	2.56%	13.00	17,579.27		420.00	20.69	420.00	16.75	-	3.94
Sub-Total	**24.28**	**6.34%**	**605.00**	**57,698.13**							
Agriculture Tubewell - Tariff D											
Agriculture D-1A (41,42,43,44,46)	1.10	0.29%	2,126.59	92,554.53	0.00%	0.00	28.54		17.63	-	10.91
D2 (NOR)	2.26	0.59%	2,877.09	25,140.44	0.01%	200.00	26.85	200.00	20.55	-	6.30
D-1B(T) Peak	4.04	1.06%		61,886.10	0.01%	200.00	20.61	200.00	13.30	-	7.31
D-1B(T) Off-Peak	6.73	1.76%	38.35	-	#DIV/0!	200.00	22.91	200.00	5.35	-	17.56
D-1B(T) Peak (SUB)	0.43	0.11%	523.70	6,522.17		200.00	26.86	200.00	7.30	-	19.56
D-1B(T) Off-Peak	0.30	0.08%	3,704.27	-		200.00	18.41	200.00	7.30	-	11.11
	14.86	**3.88%**	**9,270.00**	**186,103.24**							
Public Lighting - Tariff G											
G(I)	2.64	0.69%	425.00	13,029.28		0.00	24.01		20.63	0.00	3.38
Housing Colonies - Tariff H										0.00	
H(1)	0.18	0.05%	19.00	2,333.84	0.01%	0.00	24.01		20.63	-	3.38
AJK Bulk Supply											
A-3 (66) General Supply	33.68	8.79%	14,383.66	106,026.80	0.04%	0.00	22.55		19.51	-	3.04
Total	**383.11**	**100.00%**	**958,816.00**	**1,684,827.19**	0.03%						

Sukkur Electric Power Company Ltd.

FORM - 27 (b)

SUKKUR ELECTRIC POWR COMPANY LTD.

Revenue & Subsidy Statement

FY 2023-24 (Aug)

S. No.	Description	Aug-23	Sales Mix	No. of Consumers	Sanctioned Load	Load Factor	Determined & Notified Tariff FY 2019-20		GoP Notified Tariff FY 2019-20		Subsidy	
							Fixed Charge	Variable Charge	Fixed Charge	Variable Charge	Fixed Charge	Variable Charge
		(MkWh)	(%age)		(kW)	(%age)	(Rs/kW/M)	(Rs/kWh)	(Rs/kW/M)	(Rs/kWh)	(Rs/kW/M)	(Rs/kWh)
	Residential - A1											
	Upto - 50	6.21	1.42%	68,102.00	106,026.80	0.01%	75.00	4.00	75.00	3.95	0.00	0.05
	1-100 GoP Tariff	94.23	21.47%	425,639.00	104,390.56		150.00	17.28	150.00	7.74		9.54
	101 - 200 GoP Tariff	66.23	15.09%	119,536.00	176,039.97	0.04%	0.00	20.31		10.06	-	10.25
	201 - 300 GoP Tariff	51.97	11.84%	76,084.00	98,175.66		0.00	23.00		12.15	-	10.85
	301 - 700 GoP Tariff	29.63	6.75%	75,586.00	146,374.79	0.02%	0.00	24.61		19.55	-	5.06
	Above -700 GoP	4.49	1.02%	26,480.00	46,954.85	0.01%	0.00	26.99		22.65	-	4.34
	A-1B(03) T Peak	0.28	0.06%	-	26,754.25	0.00%	0.00	27.00		22.65	-	4.35
	A-1B(03) T Off- Peak	1.49	0.34%	2,856.00	-		0.00	21.05		16.33	-	4.72
	E-11(55) Temp.	0.00	0.00%	2.00	8.68		0.00	24.65		22.79	-	1.86
	Sub-Total	**254.54**	58.00%	**794,285**	**704,726**						-	0.00
	For Peak Load Requirement Upto 20 KW											
	Commercial - A2A (04)	10.62	2.42%	120,691.34	132,383.29		175.00	26.93	175.00	19.95		6.98
	A-2B(05)	1.99	0.45%	770.00	245.38	0.93%	440.00	24.83	440.00	21.63		3.20
	A-2C (06) T Peak	3.35	0.76%	-	9,230.06		400.00	26.84	400.00	23.55		3.29
	A-2C (06) T Off -Peak	16.24	3.70%	4,450.00	66,003.45		400.00	20.89	400.00	17.58	-	3.31
	E-1ii(56) TEMP.		0.00%	-	-	#DIV/0!	50.00	36.93	50.00	20.34	-	16.59
	Sub-Total	**32.21**	7.34%	**125,911.34**	**207,862.19**							
	Industrial					#DIV/0!						
	Industrial B-1 (07)	2.30	0.52%	4,654.00	66,293.54		0.00	28.41		17.23	-	11.18
	B-1(09) PEAK	1.01	0.23%	-	46,136.38	0.00%	0.00	27.01		20.79		6.22
	B-1(09) OFF-PEAK	10.08	2.30%	5,692.00	-		0.00	21.06		15.23		5.83
	B-2A (10)	3.80	0.87%	805.00	72,555.27	0.01%	440.00	23.74	440.00	16.73	-	7.01
	B-2B-(12) T Peak	5.17	1.18%	-	188,219.77		440.00	26.84	440.00	20.73		6.11
	B-2B-(12) T Off-Peak	35.39	8.06%	2,654.00	-	#DIV/0!	440.00	20.69	440.00	15.02		5.67
	B-3 (14) T Peak	0.70	0.16%	-	3,018.42		440.00	26.84	380.00	20.73		6.11
	B-3 (14) T Off-Peak	3.75	0.85%	36.00	18,880.31	0.02%	420.00	18.59	420.00	14.93	-	3.66
	B-4 (17) - Peak	0.41	0.09%	-	11,944.46	0.00%	420.00	26.40	420.00	20.73	-	5.67
	B-4 (17) - Off Peak	2.67	0.61%	3.00	-	#DIV/0!	400.00	20.49	400.00	14.83	-	5.66
	E-2 (58) Temp	0.21	0.05%	18.00	-	#DIV/0!	0.00	24.41		18.31	-	6.10
	Sub-Total	**65.48**	14.92%	**13,917.00**	**407,048.15**							
	Single Point Supply for Further Distribution											
	C-1A (19)	0.62	0.14%	186.00	2,771.23		0.00	29.71		20.63	-	9.08
	C-1B (25)	5.09	1.16%	175.00	18,303.06	0.03%	440.00	26.94	440.00	20.13	0.00	6.81
	C-1C(26)T Peak	0.93	0.21%	20.00	11,520.23	0.01%	440.00	26.84	440.00	23.55		3.29
	C-1C(26)T Off Peak	5.70	1.30%	155.00	-	#DIV/0!	440.00	20.89	440.00	16.95		3.94
	C-2A (28)	2.04	0.46%	16.00	-	#DIV/0!	420.00	24.04	420.00	19.93	-	4.11
	C-2B (29)T Peak	2.19	0.50%	40.00	7,424.33	0.03%	420.00	26.84	420.00	23.55	-	3.29
	C-2B(29)T Off-Peak	11.23	2.56%	13.00	17,579.27		420.00	20.69	420.00	16.75	-	3.94
	Sub-Total	**27.82**	6.34%	**605.00**	**57,598.13**							
	Agriculture Tubewell - Tariff D											
	Agriculture D-1A (41,42,43,44,46)	1.26	0.29%	2,126.59	92,554.53	0.00%	0.00	28.54		17.63	-	10.91
	D2 (NOR)	2.59	0.59%	2,877.09	25,140.44	0.01%	200.00	26.85	200.00	20.55	-	6.30
	D-1B(T) Peak	4.63	1.06%		61,886.10	0.01%	200.00	20.61	200.00	13.30	-	7.31
	D-1B(T) Off-Peak	7.71	1.76%	38.35	-	#DIV/0!	200.00	22.91	200.00	5.35	-	17.56
	D-1B(T) Peak (SUB)	0.49	0.11%	523.70	6,522.17		200.00	26.86	200.00	7.30	-	19.56
	D-1B(T) Off-Peak	0.34	0.08%	3,704.27	-		200.00	18.41	200.00	7.30	-	11.11
		17.02	3.88%	**9,270.00**	**186,103.24**							
	Public Lighting - Tariff G											
	G(T)	3.02	0.69%	425.00	13,029.28		0.00	24.01		20.63	0.00	3.38
	Housing Colonies - Tariff H										0.00	
	H(1)	0.20	0.05%	19.00	2,333.84	0.01%	0.00	24.01		20.63	-	3.38
	AJK Bulk Supply											
	A-3 (66) General Supply	38.58	8.79%	14,383.66	106,026.80	0.04%	0.00	22.55		19.51	-	3.04
	Total	**438.87**	**100.00%**	**958,816.00**	**1,684,827.19**	0.03%						

Sukkur Electric Power Company Ltd.

FORM - 27 (b)

SUKKUR ELECTRIC POWR COMPANY LTD.

Revenue & Subsidy Statement

FY 2023-24 (Sep)

Description	Sep-23	Sales Mix	No. of Consumers	Sanctioned Load	Load Factor	Determined & Notified Tariff FY 2019-20		GoP Notified Tariff FY 2019-20		Subsidy	
						Fixed Charge	Variable Charge	Fixed Charge	Variable Charge	Fixed Charge	Variable Charge
	(MkWh)	(%age)		(kW)	(%age)	(Rs/kW/M)	(Rs/kWh)	(Rs/kW/M)	(Rs/kWh)	(Rs/kW/M)	(Rs/kWh)
Residential - A1											
Upto - 50	5.39	1.42%	68,102.00	106,026.80	0.01%	75.00	4.00	75.00	3.95	0.00	0.05
1-100 GoP Tariff	81.73	21.47%	425,639.00	104,390.56		150.00	17.28	150.00	7.74		9.54
101 - 200 GoP Tariff	57.45	15.09%	119,536.00	176,039.97	0.04%	0.00	20.31		10.06	-	10.25
201 - 300 GoP Tariff	45.07	11.84%	76,084.00	98,175.66		0.00	23.00		12.15	-	10.85
301 - 700 GoP Tariff	25.70	6.75%	75,586.00	146,374.79	0.02%	0.00	24.61		19.55	-	5.06
Above -700 GoP	3.90	1.02%	26,480.00	46,954.85	0.01%	0.00	26.99		22.65	-	4.34
A-1B(03) T Peak	0.25	0.06%	-	26,754.25	0.00%	0.00	27.00		22.65	-	4.35
A-1B(03) T Off- Peak	1.30	0.34%	2,856.00	-		0.00	21.05		16.33	-	4.72
E-11(55) Temp.	0.00	0.00%	2.00	8.68		0.00	24.65		22.79	-	1.86
Sub-Total	**220.78**	58.00%	**794,285**	**704,726**						-	0.00
For Peak Load Requirement Upto 20 KW											
Commercial - A2A (04)	9.21	2.42%	120,691.34	132,383.29		175.00	26.93	175.00	19.95		6.98
A-2B(05)	1.73	0.45%	770.00	245.38	0.80%	440.00	24.83	440.00	21.63		3.20
A-2C (06) T Peak	2.90	0.76%	-	9,230.06		400.00	26.84	400.00	23.55		3.29
A-2C (06) T Off -Peak	14.09	3.70%	4,450.00	66,003.45		400.00	20.89	400.00	17.58	-	3.31
E-1ii(56) TEMP.		0.00%	-	-	#DIV/0!	50.00	36.93	50.00	20.34	-	16.59
Sub-Total	**27.93**	7.34%	**125,911.34**	**207,862.19**							
Industrial					#DIV/0!						
Industrial B-1 (07)	1.99	0.52%	4,654.00	66,293.54		0.00	28.41		17.23	-	11.18
B-1(09) PEAK	0.87	0.23%	-	46,136.38	0.00%	0.00	27.01		20.79		6.22
B-1(09) OFF-PEAK	8.74	2.30%	5,692.00	-		0.00	21.06		15.23		5.83
B-2A (10)	3.30	0.87%	805.00	72,555.27	0.01%	440.00	23.74	440.00	16.73	-	7.01
B-2B-(12) T Peak	4.48	1.18%	-	188,219.77		440.00	26.84	440.00	20.73		6.11
B-2B-(12) T Off-Peak	30.69	8.06%	2,654.00	-	#DIV/0!	440.00	20.69	440.00	15.02		5.67
B-3 (14) T Peak	0.60	0.16%	-	3,018.42		440.00	26.84	380.00	20.73		6.11
B-3 (14) T Off-Peak	3.25	0.85%	36.00	18,880.31	0.02%	420.00	18.59	420.00	14.93	-	3.66
B-4 (17) - Peak	0.36	0.09%	-	11,944.46	0.00%	420.00	26.40	420.00	20.73	-	5.67
B-4 (17) - Off Peak	2.32	0.61%	3.00	-	#DIV/0!	400.00	20.49	400.00	14.83	-	5.66
E-2 (58) Temp	0.18	0.05%	18.00	-	#DIV/0!	0.00	24.41		18.31	-	6.10
Sub-Total	**56.80**	14.92%	**13,917.00**	**407,048.15**							
Single Point Supply for Further Distribution											
C-1A (19)	0.54	0.14%	186.00	2,771.23		0.00	29.71		20.63	-	9.08
C-1B (25)	4.42	1.16%	175.00	18,303.06	0.03%	440.00	26.94	440.00	20.13	0.00	6.81
C-1C(26)T Peak	0.81	0.21%	20.00	11,620.23	0.01%	440.00	26.84	440.00	23.55		3.29
C-1C(26)T Off Peak	4.94	1.30%	155.00	-	#DIV/0!	440.00	20.89	440.00	16.95		3.94
C-2A (28)	1.77	0.46%	16.00	-	#DIV/0!	420.00	24.04	420.00	19.93	-	4.11
C-2B (29)T Peak	1.90	0.50%	40.00	7,424.33	0.03%	420.00	26.84	420.00	23.55	-	3.29
C-2B(29)T Off-Peak	9.74	2.56%	13.00	17,579.27		420.00	20.69	420.00	16.75	-	3.94
Sub-Total	**24.13**	6.34%	**605.00**	**57,698.13**							
Agriculture Tubewell - Tariff D											
Agriculture D-1A (41,42,43,44,46)	1.09	0.29%	2,126.59	92,554.53	0.00%	0.00	28.54		17.63	-	10.91
D2 (NOR)	2.25	0.59%	2,877.09	25,140.44	0.01%	200.00	26.85	200.00	20.55	-	6.30
D-1B(T) Peak	4.02	1.06%		61,886.10	0.01%	200.00	20.61	200.00	13.30	-	7.31
D-1B(T) Off-Peak	6.69	1.76%	38.35	-	#DIV/0!	200.00	22.91	200.00	5.35	-	17.56
D-1B(T) Peak (SUB)	0.43	0.11%	523.70	6,522.17		200.00	26.86	200.00	7.30	-	19.56
D-1B(T) Off-Peak	0.30	0.08%	3,704.27	-		200.00	18.41	200.00	7.30	-	11.11
	14.77	3.88%	**9,270.00**	**186,103.24**							
Public Lighting - Tariff G											
G(1)	2.62	0.69%	425.00	13,029.28		0.00	24.01		20.63	0.00	3.38
Housing Colonies - Tariff H										0.00	
H(1)	0.18	0.05%	19.00	2,333.84	0.01%	0.00	24.01		20.63	-	3.38
AJK Bulk Supply											
A-3 (66) General Supply	33.47	8.79%	14,383.66	106,026.80	0.04%	0.00	22.55		19.51	-	3.04
Total	**380.66**	**100.00%**	**958,816.00**	**1,684,827.19**	0.03%						

Sukkur Electric Power Company Ltd.

FORM - 27 (b)

SUKKUR ELECTRIC POWR COMPANY LTD.

Revenue & Subsidy Statement

FY 2023-24 (1st Qtr)

Description	1st Qtr	Sales Mix	No. of Consumers	Sanctioned Load	Load Factor	Determined & Notified Tariff FY 2019-20		GoP Notified Tariff FY 2019-20		Subsidy	
						Fixed Charge	Variable Charge	Fixed Charge	Variable Charge	Fixed Charge	Variable Charge
	(MkWh)	(%age)		(kW)	(%age)	(Rs/kW/M)	(Rs/kWh)	(Rs/kW/M)	(Rs/kWh)	(Rs/kW/M)	(Rs/kWh)
Residential - A1											
Upto - 50	17.02	1.42%	68,102.00	106,925.80	0.02%	75.00	4.00	75.00	3.95	0.00	0.05
1-100 GoP Tariff	258.21	21.47%	425,639.00	104,390.56		150.00	17.28	150.00	7.74		9.54
101 - 200 GoP Tariff	181.49	15.09%	119,536.00	176,039.97	0.12%	0.00	20.31		10.06	-	10.25
201 - 300 GoP Tariff	142.40	11.84%	76,084.00	98,175.66		0.00	23.00		12.15	-	10.85
301 - 700 GoP Tariff	81.20	6.75%	75,586.00	146,374.79	0.06%	0.00	24.61		19.55	-	5.06
Above -700 GoP	12.32	1.02%	26,480.00	46,954.85	0.03%	0.00	26.99		22.65	-	4.34
A-1B(03) T Peak	0.78	0.06%	-	26,754.25	0.00%	0.00	27.00		22.65	-	4.35
A-1B(03) T Off- Peak	4.10	0.34%	2,856.00	-		0.00	21.05		16.33	-	4.72
E-11(55) Temp.	0.00	0.00%	2.00	8.68		0.00	24.65		22.79	-	1.86
Sub-Total	**697.51**	58.00%	**794,285**	**704,726**						-	0.00
For Peak Load Requirement Upto 20 KW											
Commercial - A2A (04)	29.11	2.42%	120,691.34	132,383.29		175.00	26.93	175.00	19.95		6.98
A-2B(05)	5.46	0.45%	770.00	245.38	2.54%	440.00	24.83	440.00	21.63		3.20
A-2C (06) T Peak	9.17	0.76%	-	9,230.06		400.00	26.84	400.00	23.55		3.29
A-2C (06) T Off -Peak	44.51	3.70%	4,450.00	66,003.45		400.00	20.89	400.00	17.58	-	3.31
E-1ii(56) TEMP.	-	0.00%	-	-	#DIV/0!	50.00	36.93	50.00	20.34	-	16.59
Sub-Total	**88.25**	7.34%	**125,911.34**	**207,862.19**							
Industrial					#DIV/0!						
Industrial B-1 (07)	6.29	0.52%	4,654.00	66,293.54		0.00	28.41		17.23	-	11.18
B-1(09) PEAK	2.76	0.23%	-	46,136.38	0.01%	0.00	27.01		20.79		6.22
B-1(09) OFF-PEAK	27.62	2.30%	5,692.00	-		0.00	21.06		15.23		5.83
B-2A (10)	10.42	0.87%	805.00	72,555.27	0.02%	440.00	23.74	440.00	16.73	-	7.01
B-2B-(12) T Peak	14.17	1.18%	-	188,219.77		440.00	26.84	440.00	20.73		6.11
B-2B-(12) T Off-Peak	96.97	8.06%	2,654.00	-	#DIV/0!	440.00	20.69	440.00	15.02		5.67
B-3 (14) T Peak	1.91	0.16%	-	3,018.42		440.00	26.84	380.00	20.73		6.11
B-3 (14) T Off-Peak	10.28	0.85%	36.00	16,880.31	0.06%	420.00	18.59	420.00	14.93	-	3.66
B-4 (17) - Peak	1.13	0.09%	-	11,944.46	0.01%	420.00	26.40	420.00	20.73	-	5.67
B-4 (17) - Off Peak	7.33	0.61%	3.00	-	#DIV/0!	400.00	20.49	400.00	14.83	-	5.66
E-2 (58) Temp	0.56	0.05%	18.00	-	#DIV/0!	0.00	24.41		18.31	-	6.10
Sub-Total	**179.44**	14.92%	**13,917.00**	**407,048.15**							
Single Point Supply for Further Distribution											
C-1A (19)	1.71	0.14%	186.00	2,771.23		0.00	29.71		20.63	-	9.08
C-1B (25)	13.95	1.16%	175.00	18,303.06	0.09%	440.00	26.94	440.00	20.13	0.00	6.81
C-1C(26)T Peak	2.56	0.21%	20.00	11,620.23	0.03%	440.00	26.84	440.00	23.55		3.29
C-1C(26)T Off Peak	15.62	1.30%	155.00	-	#DIV/0!	440.00	20.89	440.00	16.95		3.94
C-2A (28)	5.59	0.46%	16.00	-	#DIV/0!	420.00	24.04	420.00	19.93	-	4.11
C-2B (29)T Peak	6.01	0.50%	40.00	7,424.33	0.09%	420.00	26.84	420.00	23.55	-	3.29
C-2B(29)T Off-Peak	30.78	2.56%	13.00	17,579.27		420.00	20.69	420.00	16.75	-	3.94
Sub-Total	**75.22**	6.34%	**605.00**	**57,698.13**							
Agriculture Tubewell - Tariff D											
Agriculture D-1A (41,42,43,44,46)	3.46	0.29%	2,126.59	92,554.53	0.00%	0.00	28.54		17.63	-	10.91
D2 (NOR)	7.09	0.59%	2,877.09	25,140.44	0.03%	200.00	26.85	200.00	20.55	-	6.30
D-1B(T) Peak	12.69	1.06%		61,386.10	0.02%	200.00	20.61	200.00	13.30	-	7.31
D-1B(T) Off-Peak	21.12	1.76%	38.35	-	#DIV/0!	200.00	22.91	200.00	5.35	-	17.56
D-1B(T) Peak (SUB)	1.35	0.11%	523.70	6,522.17		200.00	26.86	200.00	7.30	-	19.56
D-1B(T) Off-Peak	0.93	0.08%	3,704.27	-		200.00	18.41	200.00	7.30	-	11.11
	46.65	3.88%	**9,270.00**	**186,103.24**							
Public Lighting - Tariff G											
G(I)	8.28	0.69%	425.00	13,029.28		0.00	24.01		20.63	0.00	3.38
Housing Colonies - Tariff H										0.00	
H(1)	0.55	0.05%	19.00	2,333.84	0.03%	0.00	24.01		20.63	-	3.38
AJK Bulk Supply											
A-3 (66) General Supply	105.73	8.79%	14,383.66	106,026.80	0.11%	0.00	22.55		19.51	-	3.04
Total	**1,202.54**	**100.00%**	**958,816.00**	**1,684,327.19**	0.08%						

Sukkur Electric Power Company Ltd.

FORM - 27 (b)

SUKKUR ELECTRIC POWR COMPANY LTD.

Revenue & Subsidy Statement

FY 2023-24 (Oct)

Description	Oct-23	Sales Mix	No. of Consumers	Sanctioned Load	Load Factor	Determined & Notified Tariff FY 2019-20		GoP Notified Tariff FY 2019-20		Subsidy	
						Fixed Charge	Variable Charge	Fixed Charge	Variable Charge	Fixed Charge	Variable Charge
	(MkWh)	(%age)		(kW)	(%age)	(Rs/kW/M)	(Rs/kWh)	(Rs/kW/M)	(Rs/kWh)	(Rs/kW/M)	(Rs/kWh)
Residential - A1											
Upto - 50	4.62	1.42%	68,102.00	106,026.80	0.00%	75.00	4.00	75.00	3.95	0.00	0.05
1-100 GoP Tariff	70.08	21.47%	425,639.00	104,390.56		150.00	17.28	150.00	7.74		9.54
101 - 200 GoP Tariff	49.26	15.09%	119,536.00	176,039.97	0.03%	0.00	20.31		10.06	-	10.25
201 - 300 GoP Tariff	38.65	11.84%	76,084.00	98,175.66		0.00	23.00		12.15	-	10.85
301 - 700 GoP Tariff	22.04	6.75%	75,586.00	146,374.79	0.02%	0.00	24.61		19.55	-	5.06
Above -700 GoP	3.34	1.02%	26,480.00	46,954.85	0.01%	0.00	26.99		22.65	-	4.34
A-1B(03) T Peak	0.21	0.06%	-	26,754.25	0.00%	0.00	27.00		22.65	-	4.35
A-1B(03) T Off- Peak	1.11	0.34%	2,856.00	-		0.00	21.05		16.33	-	4.72
E-11(55) Temp.	0.00	0.00%	2.00	8.68		0.00	24.65		22.79	-	1.86
Sub-Total	**189.32**	58.00%	**794,285**	**704,726**						-	0.00
For Peak Load Requirement Upto 20 KW											
Commercial - A2A (04)	7.90	2.42%	120,691.34	132,383.29		175.00	26.93	175.00	19.95		6.98
A-2B(05)	1.48	0.45%	770.00	245.38	0.69%	440.00	24.83	440.00	21.63		3.20
A-2C (06) T Peak	2.49	0.76%	-	9,230.06		400.00	26.84	400.00	23.55		3.29
A-2C (06) T Off -Peak	12.08	3.70%	4,450.00	66,003.45		400.00	20.89	400.00	17.58	-	3.31
E-1ii(56) TEMP.		0.00%	-	-	#DIV/0!	50.00	36.93	50.00	20.34	-	16.59
Sub-Total	**23.95**	7.34%	**125,911.34**	**207,862.19**							
Industrial					#DIV/0!						
Industrial B-1 (07)	1.71	0.52%	4,654.00	66,293.54		0.00	28.41		17.23	-	11.18
B-1(09) PEAK	0.75	0.23%	-	46,136.38	0.00%	0.00	27.01		20.79		6.22
B-1(09) OFF-PEAK	7.50	2.30%	5,692.00	-		0.00	21.06		15.23		5.83
B-2A (10)	2.83	0.87%	805.00	72,555.27	0.00%	440.00	23.74	440.00	16.73	-	7.01
B-2B-(12) T Peak	3.85	1.18%	-	188,219.77		440.00	26.84	440.00	20.73		6.11
B-2B-(12) T Off-Peak	26.32	8.06%	2,654.00	-	#DIV/0!	440.00	20.69	440.00	15.02		5.67
B-3 (14) T Peak	0.52	0.16%	-	3,018.42		440.00	26.84	380.00	20.73		6.11
B-3 (14) T Off-Peak	2.79	0.85%	36.00	18,880.31	0.02%	420.00	18.59	420.00	14.93	-	3.66
B-4 (17) - Peak	0.31	0.09%	-	11,944.46	0.00%	420.00	26.40	420.00	20.73	-	5.67
B-4 (17) - Off Peak	1.99	0.61%	3.00	-	#DIV/0!	400.00	20.49	400.00	14.83	-	5.66
E-2 (58) Temp	0.15	0.05%	18.00	-	#DIV/0!	0.00	24.41		18.31	-	6.10
Sub-Total	**48.70**	14.92%	**13,917.00**	**407,048.15**							
Single Point Supply for Further Distribution											
C-1A (19)	0.46	0.14%	186.00	2,771.23		0.00	29.71		20.63	-	9.08
C-1B (25)	3.79	1.16%	175.00	18,303.06	0.02%	440.00	26.94	440.00	20.13	0.00	6.81
C-1C(26)T Peak	0.69	0.21%	20.00	11,620.23	0.01%	440.00	26.84	440.00	23.55		3.29
C-1C(26)T Off Peak	4.24	1.30%	155.00	-	#DIV/0!	440.00	20.89	440.00	16.95		3.94
C-2A (28)	1.52	0.46%	16.00	-	#DIV/0!	420.00	24.04	420.00	19.93	-	4.11
C-2B (29)T Peak	1.63	0.50%	40.00	7,424.33	0.03%	420.00	26.84	420.00	23.55	-	3.29
C-2B(29)T Off-Peak	8.35	2.56%	13.00	17,579.27		420.00	20.69	420.00	16.75	-	3.94
Sub-Total	**20.69**	6.34%	**605.00**	**57,698.13**							
Agriculture Tubewell - Tariff D											
Agriculture D-1A (41,42,43,44,46)	0.94	0.29%	2,126.59	92,554.53	0.00%	0.00	28.54		17.63	-	10.91
D2 (NOR)	1.93	0.59%	2,877.09	25,140.44	0.01%	200.00	26.85	200.00	20.55	-	6.30
D-1B(T) Peak	3.44	1.06%		61,886.10	0.01%	200.00	20.61	200.00	13.30	-	7.31
D-1B(T) Off-Peak	5.73	1.76%	38.35	-	#DIV/0!	200.00	22.91	200.00	5.35	-	17.56
D-1B(T) Peak (SUB)	0.37	0.11%	523.70	6,522.17		200.00	26.86	200.00	7.30	-	19.56
D-1B(T) Off-Peak	0.25	0.08%	3,704.27	-		200.00	18.41	200.00	7.30	-	11.11
	12.66	3.88%	**9,270.00**	**186,103.24**							
Public Lighting - Tariff G											
G(I)	2.25	0.69%	425.00	13,029.28		0.00	24.01		20.63	0.00	3.38
Housing Colonies - Tariff H										0.00	
H(1)	0.15	0.05%	19.00	2,333.84	0.01%	0.00	24.01		20.63	-	3.38
AJK Bulk Supply											
A-3 (66) General Supply	28.70	8.79%	14,383.66	106,026.80	0.03%	0.00	22.55		19.51	-	3.04
Total	**326.42**	**100.00%**	**958,816.00**	**1,684,827.19**	0.02%						

Sukkur Electric Power Company Ltd.

FORM - 27 (b)

SUKKUR ELECTRIC POWR COMPANY LTD.

Revenue & Subsidy Statement

FY 2023-24 (Nov)

Description	Nov-23	Sales Mix	No. of Consumers	Sanctioned Load	Load Factor	Determined & Notified Tariff FY 2019-20		GoP Notified Tariff FY 2019-20		Subsidy	
						Fixed Charge	Variable Charge	Fixed Charge	Variable Charge	Fixed Charge	Variable Charge
	(MkWh)	(%age)		(kW)	(%age)	(Rs/kW/M)	(Rs/kWh)	(Rs/kW/M)	(Rs/kWh)	(Rs/kW/M)	(Rs/kWh)
Residential - A1											
Upto - 50	3.37	1.42%	68,102.00	106,026.80	0.00%	75.00	4.00	75.00	3.95	0.00	0.05
1-100 GoP Tariff	51.07	21.47%	425,639.00	104,390.56		150.00	17.28	150.00	7.74		9.54
101 - 200 GoP Tariff	35.90	15.09%	119,536.00	176,039.97	0.02%	0.00	20.31		10.06	-	10.25
201 - 300 GoP Tariff	28.17	11.84%	76,084.00	98,175.66		0.00	23.00		12.15	-	10.85
301 - 700 GoP Tariff	16.06	6.75%	75,586.00	146,374.79	0.01%	0.00	24.61		19.55	-	5.06
Above -700 GoP	2.44	1.02%	26,480.00	46,954.85	0.01%	0.00	26.99		22.65	-	4.34
A-1B(03) T Peak	0.15	0.06%	-	26,754.25	0.00%	0.00	27.00		22.65	-	4.35
A-1B(03) T Off- Peak	0.81	0.34%	2,856.00	-		0.00	21.05		16.33	-	4.72
E-11(55) Temp.	0.00	0.00%	2.00	8.68		0.00	24.65		22.79	-	1.86
Sub-Total	**137.97**	**58.00%**	**794,285**	**704,726**						-	0.00
For Peak Load Requirement Upto 20 KW											
Commercial - A2A (04)	5.76	2.42%	120,691.34	132,383.29		175.00	26.93	175.00	19.95		6.98
A-2B(05)	1.08	0.45%	770.00	245.38	0.50%	440.00	24.83	440.00	21.63		3.20
A-2C (06) T Peak	1.81	0.76%	-	9,230.06		400.00	26.84	400.00	23.55		3.29
A-2C (06) T Off -Peak	8.80	3.70%	4,450.00	66,003.45		400.00	20.89	400.00	17.58	-	3.31
E-1ii(56) TEMP.		0.00%	-	-	#DIV/0!	50.00	36.93	50.00	20.34	-	16.59
Sub-Total	**17.46**	**7.34%**	**125,911.34**	**207,862.19**							
Industrial					#DIV/0!						
Industrial B-1 (07)	1.24	0.52%	4,654.00	66,293.54		0.00	28.41		17.23	-	11.18
B-1(09) PEAK	0.55	0.23%	-	46,136.38	0.00%	0.00	27.01		20.79		6.22
B-1(09) OFF-PEAK	5.46	2.30%	5,692.00	-		0.00	21.06		15.23		5.83
B-2A (10)	2.06	0.87%	805.00	72,555.27	0.00%	440.00	23.74	440.00	16.73	-	7.01
B-2B-(12) T Peak	2.80	1.18%	-	188,219.77		440.00	26.84	440.00	20.73		6.11
B-2B-(12) T Off-Peak	19.18	8.06%	2,654.00	-	#DIV/0!	440.00	20.69	440.00	15.02		5.67
B-3 (14) T Peak	0.38	0.16%	-	3,018.42		440.00	26.84	380.00	20.73		6.11
B-3 (14) T Off-Peak	2.03	0.85%	36.00	18,380.31	0.01%	420.00	18.59	420.00	14.93	-	3.66
B-4 (17) - Peak	0.22	0.09%	-	11,944.46	0.00%	420.00	26.40	420.00	20.73	-	5.67
B-4 (17) - Off Peak	1.45	0.61%	3.00	-	#DIV/0!	400.00	20.49	400.00	14.83	-	5.66
E-2 (58) Temp	0.11	0.05%	18.00	-	#DIV/0!	0.00	24.41		18.31	-	6.10
Sub-Total	**35.49**	**14.92%**	**13,917.00**	**407,048.15**							
Single Point Supply for Further Distribution											
C-1A (19)	0.34	0.14%	186.00	2,771.23		0.00	29.71		20.63	-	9.08
C-1B (25)	2.76	1.16%	175.00	18,303.06	0.02%	440.00	26.94	440.00	20.13	0.00	6.81
C-1C(26)T Peak	0.51	0.21%	20.00	11,620.23	0.00%	440.00	26.84	440.00	23.55		3.29
C-1C(26)T Off Peak	3.09	1.30%	155.00	-	#DIV/0!	440.00	20.89	440.00	16.95		3.94
C-2A (28)	1.11	0.46%	16.00	-	#DIV/0!	420.00	24.04	420.00	19.93	-	4.11
C-2B (29)T Peak	1.19	0.50%	40.00	7,424.33	0.02%	420.00	26.84	420.00	23.55	-	3.29
C-2B(29)T Off-Peak	6.09	2.56%	13.00	17,579.27		420.00	20.69	420.00	16.75	-	3.94
Sub-Total	**15.08**	**6.34%**	**605.00**	**57,698.13**							
Agriculture Tubewell - Tariff D											
Agriculture D-1A (41,42,43,44,46)	0.68	0.28%	2,126.59	92,554.53	0.00%	0.00	28.54		17.63	-	10.91
D2 (NOR)	1.40	0.59%	2,877.09	25,140.44	0.01%	200.00	26.85	200.00	20.55	-	6.30
D-1B(T) Peak	2.51	1.06%		61,886.10	0.00%	200.00	20.61	200.00	13.30	-	7.31
D-1B(T) Off-Peak	4.18	1.76%	38.35	-	#DIV/0!	200.00	22.91	200.00	5.35	-	17.56
D-1B(T) Peak (SUB)	0.27	0.11%	523.70	6,522.17		200.00	26.86	200.00	7.30	-	19.56
D-1B(T) Off-Peak	0.18	0.08%	3,704.27	-		200.00	18.41	200.00	7.30	-	11.11
	9.23	**3.88%**	**9,270.00**	**186,103.24**							
Public Lighting - Tariff G											
G(I)	1.64	0.69%	425.00	13,029.28		0.00	24.01		20.63	0.00	3.38
Housing Colonies - Tariff H										0.00	
H(1)	0.11	0.05%	19.00	2,333.84	0.01%	0.00	24.01		20.63	-	3.38
AJK Bulk Supply											
A-3 (66) General Supply	20.91	8.79%	14,383.66	106,026.80	0.02%	0.00	22.55		19.51	-	3.04
Total	**237.89**	**100.00%**	**958,816.00**	**1,684,827.19**	0.02%						

Sukkur Electric Power Company Ltd.

FORM - 27 (b)

SUKKUR ELECTRIC POWR COMPANY LTD.

Revenue & Subsidy Statement

FY 2023-24 (Dec)

Description	Dec-23	Sales Mix	No. of Consumers	Sanctioned Load	Load Factor	Determined & Notified Tariff FY 2019-20		GoP Notified Tariff FY 2019-20		Subsidy	
						Fixed Charge	Variable Charge	Fixed Charge	Variable Charge	Fixed Charge	Variable Charge
	(MkWh)	(%age)		(kW)	(%age)	(Rs/kW/M)	(Rs/kWh)	(Rs/kW/M)	(Rs/kWh)	(Rs/kW/M)	(Rs/kWh)
Residential - A1											
Upto - 50	3.11	1.42%	68,102.00	106,026.80	0.00%	75.00	4.00	75.00	3.95	0.00	0.05
1-100 GoP Tariff	47.24	21.47%	425,639.00	104,390.56		150.00	17.28	150.00	7.74		9.54
101 - 200 GoP Tariff	33.20	15.09%	119,536.00	176,039.97	0.02%	0.00	20.31		10.06	-	10.25
201 - 300 GoP Tariff	26.05	11.84%	76,084.00	98,175.66		0.00	23.00		12.15	-	10.85
301 - 700 GoP Tariff	14.86	6.75%	75,586.00	146,374.79	0.01%	0.00	24.61		19.55	-	5.06
Above -700 GoP	2.25	1.02%	26,480.00	46,954.85	0.01%	0.00	26.99		22.65	-	4.34
A-1B(03) T Peak	0.14	0.06%	-	26,754.25	0.00%	0.00	27.00		22.65	-	4.35
A-1B(03) T Off- Peak	0.75	0.34%	2,856.00	-		0.00	21.05		16.33	-	4.72
E-11(55) Temp.	0.00	0.00%	2.00	8.68		0.00	24.65		22.79	-	1.86
Sub-Total	**127.61**	58.00%	**794,285**	**704,726**						-	0.00
For Peak Load Requirement Upto 20 KW											
Commercial - A2A (04)	5.33	2.42%	120,691.34	132,383.29		175.00	26.93	175.00	19.95		6.98
A-2B(05)	1.00	0.45%	770.00	245.38	0.46%	440.00	24.83	440.00	21.63		3.20
A-2C (06) T Peak	1.68	0.76%	-	9,230.06		400.00	26.84	400.00	23.55		3.29
A-2C (06) T Off -Peak	8.14	3.70%	4,450.00	66,003.45		400.00	20.89	400.00	17.58	-	3.31
E-1ii(56) TEMP.		0.00%	-	-	#DIV/0!	50.00	36.93	50.00	20.34	-	16.59
Sub-Total	**16.15**	7.34%	**125,911.34**	**207,862.19**							
Industrial					#DIV/0!						
Industrial B-1 (07)	1.15	0.52%	4,654.00	66,293.54		0.00	28.41		17.23	-	11.18
B-1(09) PEAK	0.50	0.23%	-	46,136.38	0.00%	0.00	27.01		20.79		6.22
B-1(09) OFF-PEAK	5.05	2.30%	5,692.00	-		0.00	21.06		15.23		5.83
B-2A (10)	1.91	0.87%	805.00	72,555.27	0.00%	440.00	23.74	440.00	16.73	-	7.01
B-2B-(12) T Peak	2.59	1.18%	-	188,219.77		440.00	26.84	440.00	20.73		6.11
B-2B-(12) T Off-Peak	17.74	8.08%	2,654.00	-	#DIV/0!	440.00	20.69	440.00	15.02		5.67
B-3 (14) T Peak	0.35	0.16%	-	3,018.42		440.00	26.84	380.00	20.73		6.11
B-3 (14) T Off-Peak	1.88	0.85%	36.00	18,880.31	0.01%	420.00	18.59	420.00	14.93	-	3.66
B-4 (17) - Peak	0.21	0.09%	-	11,944.46	0.00%	420.00	26.40	420.00	20.73	-	5.67
B-4 (17) - Off Peak	1.34	0.61%	3.00	-	#DIV/0!	400.00	20.49	400.00	14.83	-	5.66
E-2 (58) Temp	0.10	0.05%	18.00	-	#DIV/0!	0.00	24.41		18.31	-	6.10
Sub-Total	**32.83**	14.92%	**13,917.00**	**407,048.15**							
Single Point Supply for Further Distribution											
C-1A (19)	0.31	0.14%	186.00	2,771.23		0.00	29.71		20.63	-	9.08
C-1B (25)	2.55	1.16%	175.00	18,303.06	0.02%	440.00	26.94	440.00	20.13	0.00	6.81
C-1C(26)T Peak	0.47	0.21%	20.00	11,620.23	0.00%	440.00	26.84	440.00	23.55		3.29
C-1C(26)T Off Peak	2.86	1.30%	155.00	-	#DIV/0!	440.00	20.89	440.00	16.95		3.94
C-2A (28)	1.02	0.46%	16.00	-	#DIV/0!	420.00	24.04	420.00	19.93	-	4.11
C-2B (29)T Peak	1.10	0.50%	40.00	7,424.33	0.02%	420.00	26.84	420.00	23.55	-	3.29
C-2B(29)T Off-Peak	5.63	2.56%	13.00	17,579.27		420.00	20.69	420.00	16.75	-	3.94
Sub-Total	**13.95**	6.34%	**605.00**	**57,698.13**							
Agriculture Tubewell - Tariff D											
Agriculture D-1A (41,42,43,44,46)	0.63	0.29%	2,126.59	92,554.53	0.00%	0.00	28.54		17.63	-	10.91
D2 (NOR)	1.30	0.59%	2,877.09	25,140.44	0.01%	200.00	26.85	200.00	20.55	-	6.30
D-1B(T) Peak	2.32	1.06%		61,886.10	0.00%	200.00	20.61	200.00	13.30	-	7.31
D-1B(T) Off-Peak	3.86	1.76%	38.35	-	#DIV/0!	200.00	22.91	200.00	5.35	-	17.56
D-1B(T) Peak (SUB)	0.25	0.11%	523.70	6,522.17		200.00	26.86	200.00	7.30	-	19.56
D-1B(T) Off-Peak	0.17	0.08%	3,704.27	-		200.00	18.41	200.00	7.30	-	11.11
	8.53	3.88%	**9,270.00**	**186,103.24**							
Public Lighting - Tariff G											
G(I)	1.52	0.69%	425.00	13,029.28		0.00	24.01		20.63	0.00	3.38
Housing Colonies - Tariff H										0.00	
H(1)	0.10	0.05%	19.00	2,333.84	0.00%	0.00	24.01		20.63	-	3.38
AJK Bulk Supply											
A-3 (66) General Supply	19.34	8.79%	14,383.66	106,026.80	0.02%	0.00	22.55		19.51	-	3.04
Total	**220.03**	**100.00%**	**958,816.00**	**1,684,827.19**	0.01%						

Sukkur Electric Power Company Ltd.

FORM - 27 (b)

SUKKUR ELECTRIC POWR COMPANY LTD.

Revenue & Subsidy Statement

FY 2023-24 (2nd Qtr)

Description	2nd Qtr	Sales Mix	No. of Consumers	Sanctioned Load	Load Factor	Determined & Notified Tariff FY 2019-20		GoP Notified Tariff FY 2019-20		Subsidy	
						Fixed Charge	Variable Charge	Fixed Charge	Variable Charge	Fixed Charge	Variable Charge
	(MkWh)	(%age)		(kW)	(%age)	(Rs/kW/M)	(Rs/kWh)	(Rs/kW/M)	(Rs/kWh)	(Rs/kW/M)	(Rs/kWh)
Residential - A1											
Upto - 50	11.10	1.42%	68,102.00	106,026.80	0.01%	75.00	4.00	75.00	3.95	0.00	0.05
1-100 GoP Tariff	168.40	21.47%	425,639.00	104,390.56		150.00	17.28	150.00	7.74		9.54
101 - 200 GoP Tariff	118.36	15.09%	119,536.00	176,039.97	0.08%	0.00	20.31		10.06	-	10.25
201 - 300 GoP Tariff	92.87	11.84%	76,084.00	98,175.66		0.00	23.00		12.15	-	10.85
301 - 700 GoP Tariff	52.96	6.75%	75,586.00	146,374.79	0.04%	0.00	24.61		19.55	-	5.06
Above -700 GoP	8.03	1.02%	26,480.00	46,954.85	0.02%	0.00	26.99		22.65	-	4.34
A-1B(03) T Peak	0.51	0.06%	-	26,754.25	0.00%	0.00	27.00		22.65	-	4.35
A-1B(03) T Off- Peak	2.67	0.34%	2,856.00	-		0.00	21.05		16.33	-	4.72
E-11(55) Temp.	0.00	0.00%	2.00	8.68		0.00	24.65		22.79	-	1.86
Sub-Total	**454.90**	**58.00%**	**794,285**	**704,726**						-	0.00
For Peak Load Requirement Upto 20 KW											
Commercial - A2A (04)	18.99	2.42%	120,691.34	132,383.29		175.00	26.93	175.00	19.95		6.98
A-2B(05)	3.56	0.45%	770.00	245.38	1.66%	440.00	24.83	440.00	21.63		3.20
A-2C (06) T Peak	5.98	0.76%	-	9,230.06		400.00	26.84	400.00	23.55		3.29
A-2C (06) T Off -Peak	29.03	3.70%	4,450.00	66,003.45		400.00	20.89	400.00	17.58	-	3.31
E-1ii(56) TEMP.	-	0.00%	-	-	#DIV/0!	50.00	36.93	50.00	20.34	-	16.59
Sub-Total	**57.56**	**7.34%**	**125,911.34**	**207,862.19**							
Industrial					#DIV/0!						
Industrial B-1 (07)	4.10	0.52%	4,654.00	66,293.54		0.00	28.41		17.23	-	11.18
B-1(09) PEAK	1.80	0.23%	-	46,136.38	0.00%	0.00	27.01		20.79		6.22
B-1(09) OFF-PEAK	18.01	2.30%	5,692.00	-		0.00	21.06		15.23		5.83
B-2A (10)	6.80	0.87%	805.00	72,555.27	0.01%	440.00	23.74	440.00	16.73	-	7.01
B-2B-(12) T Peak	9.24	1.18%	-	188,219.77		440.00	26.84	440.00	20.73		6.11
B-2B-(12) T Off-Peak	63.24	8.06%	2,654.00	-	#DIV/0!	440.00	20.89	440.00	15.02		5.87
B-3 (14) T Peak	1.24	0.16%	-	3,018.42		440.00	26.84	380.00	20.73		6.11
B-3 (14) T Off-Peak	6.70	0.85%	36.00	18,880.31	0.04%	420.00	18.59	420.00	14.93	-	3.66
B-4 (17) - Peak	0.74	0.09%	-	11,944.46	0.01%	420.00	26.40	420.00	20.73	-	5.67
B-4 (17) - Off Peak	4.78	0.61%	3.00	-	#DIV/0!	400.00	20.49	400.00	14.83	-	5.66
E-2 (58) Temp	0.37	0.05%	18.00	-	#DIV/0!	0.00	24.41		18.31	-	6.10
Sub-Total	**117.02**	**14.92%**	**13,917.00**	**407,048.15**							
Single Point Supply for Further Distribution											
C-1A (19)	1.12	0.14%	186.00	2,771.23		0.00	29.71		20.63	-	9.08
C-1B (25)	9.10	1.16%	175.00	18,303.06	0.06%	440.00	26.94	440.00	20.13	0.00	6.81
C-1C(26)T Peak	1.67	0.21%	20.00	11,620.23	0.02%	440.00	26.84	440.00	23.55		3.29
C-1C(26)T Off Peak	10.19	1.30%	155.00	-	#DIV/0!	440.00	20.89	440.00	16.95		3.94
C-2A (28)	3.65	0.46%	16.00	-	#DIV/0!	420.00	24.04	420.00	19.93	-	4.11
C-2B (29)T Peak	3.92	0.50%	40.00	7,424.33	0.06%	420.00	26.84	420.00	23.55	-	3.29
C-2B(29)T Off-Peak	20.07	2.56%	13.00	17,579.27		420.00	20.69	420.00	16.75	-	3.94
Sub-Total	**49.71**	**6.34%**	**605.00**	**57,698.13**							
Agriculture Tubewell - Tariff D											
Agriculture D-1A (41,42,43,44,46)	2.25	0.29%	2,126.59	92,554.53	0.00%	0.00	28.54		17.63	-	10.91
D2 (NOR)	4.63	0.59%	2,877.09	25,140.44	0.02%	200.00	26.85	200.00	20.55	-	6.30
D-1B(T) Peak	8.28	1.06%		61,886.10	0.02%	200.00	20.61	200.00	13.30	-	7.31
D-1B(T) Off-Peak	13.78	1.76%	38.35	-	#DIV/0!	200.00	22.91	200.00	5.35	-	17.56
D-1B(T) Peak (SUB)	0.88	0.11%	523.70	6,522.17		200.00	26.86	200.00	7.30	-	19.56
D-1B(T) Off-Peak	0.61	0.08%	3,704.27	-		200.00	18.41	200.00	7.30	-	11.11
	30.42	**3.88%**	**9,270.00**	**186,103.24**							
Public Lighting - Tariff G											
G(I)	5.40	0.69%	425.00	13,029.28		0.00	24.01		20.63	0.00	3.38
Housing Colonies - Tariff H										0.00	
H(1)	0.36	0.05%	19.00	2,333.84	0.02%	0.00	24.01		20.63	-	3.38
AJK Bulk Supply											
A-3 (66) General Supply	68.96	8.79%	14,383.66	106,026.80	0.07%	0.00	22.55		19.51	-	3.04
Total	**784.34**	**100.00%**	**958,816.00**	**1,684,827.19**	0.05%						

Sukkur Electric Power Company Ltd.

FORM - 27 (b)

SUKKUR ELECTRIC POWR COMPANY LTD.

Revenue & Subsidy Statement

FY 2023-24 (Jan)

Description	Jan-24	Sales Mix	No. of Consumers	Sanctioned Load	Load Factor	Determined & Notified Tariff FY 2019-20		GoP Notified Tariff FY 2019-20		Subsidy	
						Fixed Charge	Variable Charge	Fixed Charge	Variable Charge	Fixed Charge	Variable Charge
	(MkWh)	(%age)		(kW)	(%age)	(Rs/kW/M)	(Rs/kWh)	(Rs/kW/M)	(Rs/kWh)	(Rs/kW/M)	(Rs/kWh)
Residential - A1											
Upto - 50	2.98	1.42%	68,102.00	106,026.80	0.00%	75.00	4.00	75.00	3.95	0.00	0.05
1-100 GoP Tariff	45.27	21.47%	425,639.00	104,390.56		150.00	17.28	150.00	7.74		9.54
101 - 200 GoP Tariff	31.82	15.09%	119,536.00	176,039.97	0.02%	0.00	20.31		10.06	-	10.25
201 - 300 GoP Tariff	24.97	11.84%	76,084.00	98,175.66		0.00	23.00		12.15	-	10.85
301 - 700 GoP Tariff	14.24	6.75%	75,586.00	146,374.79	0.01%	0.00	24.61		19.55	-	5.06
Above -700 GoP	2.16	1.02%	26,480.00	46,954.85	0.01%	0.00	26.99		22.65	-	4.34
A-1B(03) T Peak	0.14	0.06%	-	26,754.25	0.00%	0.00	27.00		22.65	-	4.35
A-1B(03) T Off- Peak	0.72	0.34%	2,856.00	-		0.00	21.05		16.33	-	4.72
E-11(55) Temp.	0.00	0.00%	2.00	8.68		0.00	24.65		22.79	-	1.86
Sub-Total	**122.30**	58.00%	**794,285**	**704,726**						-	0.00
For Peak Load Requirement Upto 20 KW											
Commercial - A2A (04)	5.10	2.42%	120,691.34	132,383.29		175.00	26.93	175.00	19.95		6.98
A-2B(05)	0.96	0.45%	770.00	245.38	0.45%	440.00	24.83	440.00	21.63		3.20
A-2C (06) T Peak	1.61	0.76%	-	9,230.06		400.00	26.84	400.00	23.55		3.29
A-2C (06) T Off -Peak	7.80	3.70%	4,450.00	66,003.45		400.00	20.89	400.00	17.58	-	3.31
E-1ii(56) TEMP.	-	0.00%	-	-	#DIV/0!	50.00	36.93	50.00	20.34	-	16.59
Sub-Total	**15.47**	7.34%	**125,911.34**	**207,862.19**							
Industrial					#DIV/0!						
Industrial B-1 (07)	1.10	0.52%	4,654.00	66,293.54		0.00	28.41		17.23	-	11.18
B-1(09) PEAK	0.48	0.23%	-	46,136.38	0.00%	0.00	27.01		20.79		6.22
B-1(09) OFF-PEAK	4.84	2.30%	5,692.00	-		0.00	21.06		15.23		5.83
B-2A (10)	1.83	0.87%	805.00	72,555.27	0.00%	440.00	23.74	440.00	16.73	-	7.01
B-2B-(12) T Peak	2.48	1.18%	-	188,219.77		440.00	26.84	440.00	20.73		6.11
B-2B-(12) T Off-Peak	17.00	8.06%	2,654.00	-	#DIV/0!	440.00	20.69	440.00	15.02		5.67
B-3 (14) T Peak	0.33	0.16%	-	3,018.42		440.00	26.84	380.00	20.73		6.11
B-3 (14) T Off-Peak	1.80	0.85%	36.00	18,880.31	0.01%	420.00	18.59	420.00	14.93	-	3.66
B-4 (17) - Peak	0.20	0.09%	-	11,944.46	0.00%	420.00	26.40	420.00	20.73	-	5.67
B-4 (17) - Off Peak	1.29	0.61%	3.00	-	#DIV/0!	400.00	20.49	400.00	14.83	-	5.66
E-2 (58) Temp	0.10	0.05%	18.00	-	#DIV/0!	0.00	24.41		18.31	-	6.10
Sub-Total	**31.46**	14.92%	**13,917.00**	**407,048.15**							
Single Point Supply for Further Distribution											
C-1A (19)	0.30	0.14%	186.00	2,771.23		0.00	29.71		20.63	-	9.08
C-1B (25)	2.45	1.16%	175.00	18,303.06	0.02%	440.00	26.94	440.00	20.13	0.00	6.81
C-1C(26)T Peak	0.45	0.21%	20.00	11,620.23	0.00%	440.00	26.84	440.00	23.55		3.29
C-1C(26)T Off Peak	2.74	1.30%	155.00	-	#DIV/0!	440.00	20.89	440.00	16.95		3.94
C-2A (28)	0.98	0.46%	16.00	-	#DIV/0!	420.00	24.04	420.00	19.93	-	4.11
C-2B (29)T Peak	1.05	0.50%	40.00	7,424.33	0.02%	420.00	26.84	420.00	23.55	-	3.29
C-2B(29)T Off-Peak	5.40	2.56%	13.00	17,579.27		420.00	20.69	420.00	16.75	-	3.94
Sub-Total	**13.36**	6.34%	**605.00**	**57,698.13**							
Agriculture Tubewell - Tariff D											
Agriculture D-1A (41,42,43,44,46)	0.61	0.29%	2,126.59	92,554.53	0.00%	0.00	28.54		17.63	-	10.91
D2 (NOR)	1.24	0.59%	2,877.09	25,140.44	0.01%	200.00	26.85	200.00	20.55	-	6.30
D-1B(T) Peak	2.22	1.06%		61,886.10	0.00%	200.00	20.61	200.00	13.30	-	7.31
D-1B(T) Off-Peak	3.70	1.76%	38.35	-	#DIV/0!	200.00	22.91	200.00	5.35	-	17.56
D-1B(T) Peak (SUB)	0.24	0.11%	523.70	6,522.17		200.00	26.86	200.00	7.30	-	19.56
D-1B(T) Off-Peak	0.16	0.08%	3,704.27	-		200.00	18.41	200.00	7.30	-	11.11
	8.18	3.88%	**9,270.00**	**186,103.24**							
Public Lighting - Tariff G											
G(I)	1.45	0.69%	425.00	13,029.28		0.00	24.01		20.63	0.00	3.38
Housing Colonies - Tariff H										0.00	
H(1)	0.10	0.05%	19.00	2,333.84	0.00%	0.00	24.01		20.63	-	3.38
AJK Bulk Supply											
A-3 (66) General Supply	18.54	8.79%	14,383.66	106,026.80	0.02%	0.00	22.55		19.51	-	3.04
Total	**210.86**	**100.00%**	**958,816.00**	**1,684,827.19**	0.01%						

Sukkur Electric Power Company Ltd.

FORM - 27 (b)

SUKKUR ELECTRIC POWR COMPANY LTD.

Revenue & Subsidy Statement

FY 2023-24 (Feb)

Description	Feb-24	Sales Mix	No. of Consumers	Sanctioned Load	Load Factor	Determined & Notified Tariff FY 2019-20		GoP Notified Tariff FY 2019-20		Subsidy	
						Fixed Charge	Variable Charge	Fixed Charge	Variable Charge	Fixed Charge	Variable Charge
	(MkWh)	(%age)		(kW)	(%age)	(Rs/kW/M)	(Rs/kWh)	(Rs/kW/M)	(Rs/kWh)	(Rs/kW/M)	(Rs/kWh)
Residential - A1											
Upto - 50	2.38	1.42%	58,102.00	106,026.80	0.00%	75.00	4.00	75.00	3.95	0.00	0.05
1-100 GoP Tariff	40.71	21.47%	425,639.00	104,390.56		150.00	17.28	150.00	7.74		9.54
101 - 200 GoP Tariff	28.61	15.09%	119,536.00	176,039.97	0.02%	0.00	20.31		10.06	-	10.25
201 - 300 GoP Tariff	22.45	11.84%	76,084.00	98,175.66		0.00	23.00		12.15	-	10.85
301 - 700 GoP Tariff	12.80	6.75%	75,586.00	146,374.79	0.01%	0.00	24.61		19.55	-	5.06
Above -700 GoP	1.94	1.02%	26,480.00	46,954.85	0.00%	0.00	26.99		22.65	-	4.34
A-1B(03) T Peak	0.12	0.06%	-	25,754.25	0.00%	0.00	27.00		22.65	-	4.35
A-1B(03) T Off- Peak	0.65	0.34%	2,856.00	-		0.00	21.05		16.33	-	4.72
E-11(55) Temp.	0.00	0.00%	2.00	8.68		0.00	24.65		22.79	-	1.86
Sub-Total	**109.97**	**58.00%**	**794,285**	**704,726**						-	0.00
For Peak Load Requirement Upto 20 KW											
Commercial - A2A (04)	4.59	2.42%	120,691.34	132,383.29		175.00	26.93	175.00	19.95		6.98
A-2B(05)	0.86	0.45%	770.00	245.38	0.40%	440.00	24.83	440.00	21.63		3.20
A-2C (06) T Peak	1.45	0.76%	-	9,230.06		400.00	26.84	400.00	23.55		3.29
A-2C (06) T Off -Peak	7.02	3.70%	4,450.00	66,003.45		400.00	20.89	400.00	17.58	-	3.31
E-1ii(56) TEMP.		0.00%	-	-	#DIV/0!	50.00	36.93	50.00	20.34	-	16.59
Sub-Total	**13.91**	**7.34%**	**125,911.34**	**207,862.19**							
Industrial					#DIV/0!						
Industrial B-1 (07)	0.99	0.52%	4,654.00	66,293.54		0.00	28.41		17.23	-	11.18
B-1(09) PEAK	0.43	0.23%	-	46,136.38	0.00%	0.00	27.01		20.79		6.22
B-1(09) OFF-PEAK	4.35	2.30%	5,692.00	-		0.00	21.06		15.23		5.83
B-2A (10)	1.64	0.87%	805.00	72,555.27	0.00%	440.00	23.74	440.00	16.73	-	7.01
B-2B-(12) T Peak	2.23	1.18%	-	188,219.77		440.00	26.84	440.00	20.73		6.11
B-2B-(12) T Off-Peak	15.29	8.06%	2,654.00	-	#DIV/0!	440.00	20.69	440.00	15.02		5.67
B-3 (14) T Peak	0.30	0.16%	-	3,018.42		440.00	26.84	380.00	20.73		6.11
B-3 (14) T Off-Peak	1.52	0.85%	36.00	18,880.31	0.01%	420.00	18.59	420.00	14.93	-	3.66
B-4 (17) - Peak	0.18	0.09%	-	11,944.46	0.00%	420.00	26.40	420.00	20.73	-	5.67
B-4 (17) - Off Peak	1.16	0.61%	3.00	-	#DIV/0!	400.00	20.49	400.00	14.83	-	5.66
E-2 (58) Temp	0.09	0.05%	18.00	-	#DIV/0!	0.00	24.41		18.31	-	6.10
Sub-Total	**28.29**	**14.92%**	**13,917.00**	**407,048.15**							
Single Point Supply for Further Distribution											
C-1A (19)	0.27	0.14%	186.00	2,771.23		0.00	29.71		20.63	-	9.08
C-1B (25)	2.20	1.16%	175.00	18,303.06	0.01%	440.00	26.94	440.00	20.13	0.00	6.81
C-1C(26)T Peak	0.40	0.21%	20.00	11,620.23	0.00%	440.00	26.84	440.00	23.55		3.29
C-1C(26)T Off Peak	2.46	1.30%	155.00	-	#DIV/0!	440.00	20.89	440.00	16.95		3.94
C-2A (28)	0.38	0.46%	16.00	-	#DIV/0!	420.00	24.04	420.00	19.93	-	4.11
C-2B (29)T Peak	0.95	0.50%	40.00	7,424.33	0.01%	420.00	26.84	420.00	23.55	-	3.29
C-2B(29)T Off-Peak	4.85	2.56%	13.00	17,579.27		420.00	20.69	420.00	16.75	-	3.94
Sub-Total	**12.02**	**6.34%**	**605.00**	**57,698.13**							
Agriculture Tubewell - Tariff D											
Agriculture D-1A (41,42,43,44,46)	0.54	0.29%	2,126.59	92,554.53	0.00%	0.00	28.54		17.63	-	10.91
D2 (NOR)	1.12	0.59%	2,877.09	25,140.44	0.01%	200.00	26.85	200.00	20.55	-	6.30
D-1B(T) Peak	2.00	1.06%		61,886.10	0.00%	200.00	20.61	200.00	13.30	-	7.31
D-1B(T) Off-Peak	3.33	1.76%	38.35	-	#DIV/0!	200.00	22.91	200.00	5.35	-	17.56
D-1B(T) Peak (SUB)	0.21	0.11%	523.70	6,522.17		200.00	26.86	200.00	7.30	-	19.56
D-1B(T) Off-Peak	0.15	0.08%	3,704.27	-		200.00	18.41	200.00	7.30	-	11.11
	7.35	**3.88%**	**9,270.00**	**186,103.24**							
Public Lighting - Tariff G											
G(I)	1.31	0.69%	425.00	13,029.28		0.00	24.01		20.63	0.00	3.38
Housing Colonies - Tariff H										0.00	
H(1)	0.09	0.05%	19.00	2,333.84	0.00%	0.00	24.01		20.63	-	3.38
AJK Bulk Supply											
A-3 (66) General Supply	16.67	8.79%	14,383.66	106,026.80	0.02%	0.00	22.55		19.51	-	3.04
Total	**189.60**	**100.00%**	**958,816.00**	**1,684,827.19**	0.01%						

Sukkur Electric Power Company Ltd.

FORM - 27 (b)

SUKKUR ELECTRIC POWR COMPANY LTD.

Revenue & Subsidy Statement

FY 2023-24 (Mar)

Description	Mar-24	Sales Mix	No. of Consumers	Sanctioned Load	Load Factor	Determined & Notified Tariff FY 2019-20		GoP Notified Tariff FY 2019-20		Subsidy	
						Fixed Charge	Variable Charge	Fixed Charge	Variable Charge	Fixed Charge	Variable Charge
	(MkWh)	(%age)		(kW)	(%age)	(Rs/kW/M)	(Rs/kWh)	(Rs/kW/M)	(Rs/kWh)	(Rs/kW/M)	(Rs/kWh)
Residential - A1											
Upto - 50	3.00	1.42%	68,102.00	106,026.80	0.00%	75.00	4.00	75.00	3.95	0.00	0.05
1-100 GoP Tariff	45.47	21.47%	425,639.00	104,390.56		150.00	17.28	150.00	7.74		9.54
101 - 200 GoP Tariff	31.96	15.09%	119,536.00	176,039.97	0.02%	0.00	20.31		10.06	-	10.25
201 - 300 GoP Tariff	25.07	11.84%	76,084.00	98,175.66		0.00	23.00		12.15	-	10.85
301 - 700 GoP Tariff	14.30	6.75%	75,586.00	146,374.79	0.01%	0.00	24.61		19.55	-	5.06
Above -700 GoP	2.17	1.02%	26,480.00	46,954.85	0.01%	0.00	26.99		22.65	-	4.34
A-1B(03) T Peak	0.14	0.06%	-	26,754.25	0.00%	0.00	27.00		22.65	-	4.35
A-1B(03) T Off- Peak	0.72	0.34%	2,856.00	-		0.00	21.05		16.33	-	4.72
E-11(55) Temp.	0.00	0.00%	2.00	8.68		0.00	24.65		22.79	-	1.86
Sub-Total	**122.82**	58.00%	**794,285**	**704,726**						-	0.00
For Peak Load Requirement Upto 20 KW											
Commercial - A2A (04)	5.13	2.42%	120,691.34	132,383.29		175.00	26.93	175.00	19.95		6.98
A-2B(05)	0.96	0.45%	770.00	245.38	0.45%	440.00	24.83	440.00	21.63		3.20
A-2C (06) T Peak	1.62	0.76%	-	9,230.06		400.00	26.84	400.00	23.55		3.29
A-2C (06) T Off -Peak	7.84	3.70%	4,450.00	66,003.45		400.00	20.89	400.00	17.58	-	3.31
E-1ii(56) TEMP.		0.00%	-	-	#DIV/0!	50.00	36.93	50.00	20.34	-	16.59
Sub-Total	**15.54**	7.34%	**125,911.34**	**207,862.19**							
Industrial					#DIV/0!						
Industrial B-1 (07)	1.11	0.52%	4,654.00	66,293.54		0.00	28.41		17.23	-	11.18
B-1(09) PEAK	0.49	0.23%	-	46,136.38	0.00%	0.00	27.01		20.79		6.22
B-1(09) OFF-PEAK	4.86	2.30%	5,692.00	-		0.00	21.06		15.23		5.83
B-2A (10)	1.84	0.87%	805.00	72,555.27	0.00%	440.00	23.74	440.00	16.73	-	7.01
B-2B-(12) T Peak	2.49	1.18%	-	188,219.77		440.00	26.84	440.00	20.73		6.11
B-2B-(12) T Off-Peak	17.07	8.06%	2,654.00	-	#DIV/0!	440.00	20.69	440.00	15.02		5.67
B-3 (14) T Peak	0.34	0.16%	-	3,018.42		440.00	26.84	380.00	20.73		6.11
B-3 (14) T Off-Peak	1.81	0.85%	36.00	18,880.31	0.01%	420.00	18.59	420.00	14.93	-	3.66
B-4 (17) - Peak	0.20	0.09%	-	11,944.46	0.00%	420.00	26.40	420.00	20.73	-	5.67
B-4 (17) - Off Peak	1.29	0.61%	3.00	-	#DIV/0!	400.00	20.49	400.00	14.83	-	5.66
E-2 (58) Temp	0.10	0.05%	18.00	-	#DIV/0!	0.00	24.41		18.31	-	6.10
Sub-Total	**31.60**	14.92%	**13,917.00**	**407,048.15**							
Single Point Supply for Further Distribution											
C-1A (19)	0.30	0.14%	186.00	2,771.23		0.00	29.71		20.63	-	9.08
C-1B (25)	2.46	1.16%	175.00	18,303.06	0.02%	440.00	26.94	440.00	20.13	0.00	6.81
C-1C(26)T Peak	0.45	0.21%	20.00	11,620.23	0.00%	440.00	26.84	440.00	23.55		3.29
C-1C(26)T Off Peak	2.75	1.30%	155.00	-	#DIV/0!	440.00	20.89	440.00	16.95		3.94
C-2A (28)	0.98	0.46%	16.00	-	#DIV/0!	420.00	24.04	420.00	19.93	-	4.11
C-2B (29)T Peak	1.06	0.50%	40.00	7,424.33	0.02%	420.00	26.84	420.00	23.55	-	3.29
C-2B(29)T Off-Peak	5.42	2.56%	13.00	17,579.27		420.00	20.69	420.00	16.75	-	3.94
Sub-Total	**13.42**	6.34%	**605.00**	**57,698.13**							
Agriculture Tubewell - Tariff D											
Agriculture D-1A (41,42,43,44,46)	0.61	0.29%	2,126.59	92,554.53	0.00%	0.00	28.54		17.63	-	10.91
D2 (NOR)	1.25	0.59%	2,877.09	25,140.44	0.01%	200.00	26.85	200.00	20.55	-	6.30
D-1B(T) Peak	2.23	1.06%		61,886.10	0.00%	200.00	20.61	200.00	13.30	-	7.31
D-1B(T) Off-Peak	3.72	1.76%	38.35	-	#DIV/0!	200.00	22.91	200.00	5.35	-	17.56
D-1B(T) Peak (SUB)	0.24	0.11%	523.70	6,522.17		200.00	26.86	200.00	7.30	-	19.56
D-1B(T) Off-Peak	0.16	0.08%	3,704.27	-		200.00	18.41	200.00	7.30	-	11.11
	8.21	3.88%	**9,270.00**	**186,103.24**							
Public Lighting - Tariff G											
G(I)	1.46	0.69%	425.00	13,029.28		0.00	24.01		20.63	0.00	3.38
Housing Colonies - Tariff H										0.00	
H(1)	0.10	0.05%	19.00	2,333.84	0.00%	0.00	24.01		20.63	-	3.38
AJK Bulk Supply											
A-3 (66) General Supply	18.62	8.79%	14,383.66	106,026.80	0.02%	0.00	22.55		19.51	-	3.04
Total	**211.76**	**100.00%**	**958,816.00**	**1,684,827.19**	0.01%						

Sukkur Electric Power Company Ltd

FORM - 27 (b)

SUKKUR ELECTRIC POWR COMPANY LTD.

Revenue & Subsidy Statement

FY 2023-24 (3rd Qtr)

Description	3rd Qtr	Sales Mix	No. of Consumers	Sanctioned Load	Load Factor	Determined & Notified Tariff FY 2019-20		GoP Notified Tariff FY 2019-20		Subsidy	
						Fixed Charge	Variable Charge	Fixed Charge	Variable Charge	Fixed Charge	Variable Charge
	(Mkwh)	(%age)		(kW)	(%age)	(Rs/kW/M)	(Rs/kWh)	(Rs/kW/M)	(Rs/kWh)	(Rs/kW/M)	(Rs/kWh)
Residential - A1											
Upto - 50	9.56	1.42%	68,102.00	106,028.80	0.01%	75.00	4.00	75.00	3.95	0.00	0.05
1-100 GoP Tariff	131.44	21.47%	425,639.00	104,390.56		150.00	17.28	150.00	7.74		9.54
101 - 200 GoP Tariff	92.39	15.09%	119,536.00	176,039.97	0.06%	0.00	20.31		10.06	-	10.25
201 - 300 GoP Tariff	72.49	11.84%	76,084.00	98,175.56		0.00	23.00		12.15	-	10.85
301 - 700 GoP Tariff	41.34	6.75%	75,586.00	146,374.79	0.03%	0.00	24.61		19.55	-	5.06
Above -700 GoP	6.27	1.02%	26,480.00	46,954.85	0.02%	0.00	26.99		22.65	-	4.34
A-1B(03) T Peak	0.40	0.06%	-	26,754.25	0.00%	0.00	27.00		22.65	-	4.35
A-1B(03) T Off- Peak	2.08	0.34%	2,856.00	-		0.00	21.05		16.33	-	4.72
E-11(55) Temp.	0.00	0.00%	2.00	8.68		0.00	24.65		22.79	-	1.86
Sub-Total	**355.08**	**58.00%**	**794,285**	**704,726**						-	0.00
For Peak Load Requirement Upto 20 KW											
Commercial - A2A (04)	14.82	2.42%	120,691.34	132,383.29		175.00	26.93	175.00	19.95		6.98
A-2B(05)	2.78	0.45%	770.00	245.38	1.29%	440.00	24.83	440.00	21.63		3.20
A-2C (06) T Peak	4.67	0.76%	-	9,230.06		400.00	26.84	400.00	23.55		3.29
A-2C (06) T Off -Peak	22.56	3.70%	4,450.00	66,003.45		400.00	20.89	400.00	17.58	-	3.31
E-1ii(56) TEMP.	-	0.00%	-	-	#DIV/0!	50.00	36.93	50.00	20.34	-	16.59
Sub-Total	**44.93**	**7.34%**	**125,911.34**	**207,862.19**							
Industrial					#DIV/0!						
Industrial B-1 (07)	3.20	0.52%	4,654.00	66,293.54		0.00	28.41		17.23	-	11.18
B-1(09) PEAK	1.40	0.23%	-	46,136.38	0.00%	0.00	27.01		20.79		6.22
B-1(09) OFF-PEAK	14.06	2.30%	5,692.00	-		0.00	21.06		15.23		5.83
B-2A (10)	5.31	0.87%	805.00	72,555.27	0.01%	440.00	23.74	440.00	16.73	-	7.01
B-2B-(12) T Peak	7.21	1.18%	-	188,219.77		440.00	26.84	440.00	20.73		6.11
B-2B-(12) T Off-Peak	49.36	8.06%	2,654.00	-	#DIV/0!	440.00	20.69	440.00	15.02		5.67
B-3 (14) T Peak	0.97	0.16%	-	3,018.42		440.00	26.84	380.00	20.73		6.11
B-3 (14) T Off-Peak	5.23	0.85%	36.00	18,880.31	0.03%	420.00	18.59	420.00	14.93	-	3.66
B-4 (17) - Peak	0.57	0.09%	-	11,944.46	0.01%	420.00	26.40	420.00	20.73	-	5.67
B-4 (17) - Off Peak	3.73	0.61%	3.00	-	#DIV/0!	400.00	20.49	400.00	14.83	-	5.66
E-2 (58) Temp	0.29	0.05%	18.00	-	#DIV/0!	0.00	24.41		18.31	-	6.10
Sub-Total	**91.35**	**14.92%**	**13,917.00**	**407,048.15**							
Single Point Supply for Further Distribution											
C-1A (19)	0.87	0.14%	186.00	2,771.23		0.00	29.71		20.63	-	9.08
C-1B (25)	7.10	1.16%	175.00	18,303.06	0.04%	440.00	26.94	440.00	20.13	0.00	6.81
C-1C(26)T Peak	1.30	0.21%	20.00	11,620.23	0.01%	440.00	26.84	440.00	23.55		3.29
C-1C(26)T Off Peak	7.95	1.30%	155.00	-	#DIV/0!	440.00	20.89	440.00	16.95		3.94
C-2A (28)	2.85	0.46%	16.00	-	#DIV/0!	420.00	24.04	420.00	19.93	-	4.11
C-2B (29)T Peak	3.06	0.50%	40.00	7,424.33	0.05%	420.00	26.84	420.00	23.55	-	3.29
C-2B(29)T Off-Peak	15.67	2.56%	13.00	17,579.27		420.00	20.69	420.00	16.75	-	3.94
Sub-Total	**38.80**	**6.34%**	**605.00**	**57,698.13**							
Agriculture Tubewell - Tariff D											
Agriculture D-1A (41,42,43,44,46)	1.76	0.29%	2,126.59	92,554.53	0.00%	0.00	28.54		17.63	-	10.91
D2 (NOR)	3.61	0.59%	2,877.09	25,140.44	0.02%	200.00	26.85	200.00	20.55	-	6.30
D-1B(T) Peak	6.46	1.06%		61,386.10	0.01%	200.00	20.61	200.00	13.30	-	7.31
D-1B(T) Off-Peak	10.75	1.76%	38.35	-	#DIV/0!	200.00	22.91	200.00	5.35	-	17.56
D-1B(T) Peak (SUB)	0.69	0.11%	523.70	6,522.17		200.00	26.86	200.00	7.30	-	19.56
D-1B(T) Off-Peak	0.48	0.08%	3,704.27	-		200.00	18.41	200.00	7.30	-	11.11
	23.75	**3.88%**	**9,270.00**	**186,103.24**							
Public Lighting - Tariff G											
G(I)	4.22	0.69%	425.00	13,029.28		0.00	24.01		20.63	0.00	3.38
Housing Colonies - Tariff H										0.00	
H(1)	0.28	0.05%	19.00	2,333.84	0.01%	0.00	24.01		20.63	-	3.38
AJK Bulk Supply											
A-3 (66) General Supply	53.82	8.79%	14,383.66	106,026.80	0.06%	0.00	22.55		19.51	-	3.04
Total	**612.23**	**100.00%**	**958,816.00**	**1,684,827.19**	0.04%						

Sukkur Electric Power Company Ltd.

FORM - 27 (b)

SUKKUR ELECTRIC POWR COMPANY LTD.

Revenue & Subsidy Statement

FY 2023-24 (Apr)

Description	Apr-24	Sales Mix	No. of Consumers	Sanctioned Load	Load Factor	Determined & Notified Tariff FY 2019-20		GoP Notified Tariff FY 2019-20		Subsidy	
						Fixed Charge	Variable Charge	Fixed Charge	Variable Charge	Fixed Charge	Variable Charge
	(MkWh)	(%age)		(kW)	(%age)	(Rs/kW/M)	(Rs/kWh)	(Rs/kW/M)	(Rs/kWh)	(Rs/kW/M)	(Rs/kWh)
Residential - A1											
Upto - 50	3.97	1.42%	68,102.00	106,026.80	0.00%	75.00	4.00	75.00	3.95	0.00	0.05
1-100 GoP Tariff	60.27	21.47%	425,639.00	104,390.56		150.00	17.28	150.00	7.74		9.54
101 - 200 GoP Tariff	42.36	15.09%	119,536.00	176,039.97	0.03%	0.00	20.31		10.06	-	10.25
201 - 300 GoP Tariff	33.24	11.84%	76,084.00	98,175.66		0.00	23.00		12.15	-	10.85
301 - 700 GoP Tariff	18.95	6.75%	75,586.00	146,374.79	0.01%	0.00	24.61		19.55	-	5.06
Above -700 GoP	2.87	1.02%	26,480.00	46,954.85	0.01%	0.00	26.99		22.65	-	4.34
A-1B(03) T Peak	0.18	0.06%	-	26,754.25	0.00%	0.00	27.00		22.65	-	4.35
A-1B(03) T Off- Peak	0.96	0.34%	2,856.00	-		0.00	21.05		16.33	-	4.72
E-11(55) Temp.	0.00	0.00%	2.00	8.68		0.00	24.65		22.79	-	1.86
Sub-Total	**162.80**	58.00%	**794,285**	**704,726**						-	0.00
For Peak Load Requirement Upto 20 KW											
Commercial - A2A (04)	6.79	2.42%	120,691.34	132,383.29		175.00	26.93	175.00	19.95		6.98
A-2B(05)	1.27	0.45%	770.00	245.38	0.59%	440.00	24.83	440.00	21.63		3.20
A-2C (06) T Peak	2.14	0.76%	-	9,230.06		400.00	26.84	400.00	23.55		3.29
A-2C (06) T Off -Peak	10.39	3.70%	4,450.00	66,003.45		400.00	20.89	400.00	17.58	-	3.31
E-1ii(56) TEMP.		0.00%	-	-	#DIV/0!	50.00	36.93	50.00	20.34	-	16.59
Sub-Total	**20.60**	7.34%	**125,911.34**	**207,862.19**							
Industrial					#DIV/0!						
Industrial B-1 (07)	1.47	0.52%	4,654.00	66,293.54		0.00	28.41		17.23	-	11.18
B-1(09) PEAK	0.64	0.23%	-	46,136.38	0.00%	0.00	27.01		20.79		6.22
B-1(09) OFF-PEAK	6.45	2.30%	5,692.00	-		0.00	21.06		15.23		5.83
B-2A (10)	2.43	0.87%	805.00	72,555.27	0.00%	440.00	23.74	440.00	16.73	-	7.01
B-2B-(12) T Peak	3.31	1.18%	-	188,219.77		440.00	26.84	440.00	20.73		6.11
B-2B-(12) T Off-Peak	22.63	8.06%	2,654.00	-	#DIV/0!	440.00	20.69	440.00	15.02		5.67
B-3 (14) T Peak	0.45	0.16%	-	3,018.42		440.00	26.84	380.00	20.73		6.11
B-3 (14) T Off-Peak	2.40	0.85%	36.00	18,880.31	0.01%	420.00	18.59	420.00	14.93	-	3.66
B-4 (17) - Peak	0.26	0.09%	-	11,944.46	0.00%	420.00	26.40	420.00	20.73	-	5.67
B-4 (17) - Off Peak	1.71	0.61%	3.00	-	#DIV/0!	400.00	20.49	400.00	14.83	-	5.66
E-2 (58) Temp	0.13	0.05%	18.00	-	#DIV/0!	0.00	24.41		18.31	-	6.10
Sub-Total	**41.88**	14.92%	**13,917.00**	**407,048.15**							
Single Point Supply for Further Distribution											
C-1A (19)	0.40	0.14%	186.00	2,771.23		0.00	29.71		20.63	-	9.08
C-1B (25)	3.26	1.16%	175.00	18,303.06	0.02%	440.00	26.94	440.00	20.13	0.00	6.81
C-1C(26)T Peak	0.60	0.21%	20.00	11,620.23	0.01%	440.00	26.84	440.00	23.55		3.29
C-1C(26)T Off Peak	3.65	1.30%	155.00	-	#DIV/0!	440.00	20.89	440.00	16.95		3.94
C-2A (28)	1.30	0.46%	16.00	-	#DIV/0!	420.00	24.04	420.00	19.93	-	4.11
C-2B (29)T Peak	1.40	0.50%	40.00	7,424.33	0.02%	420.00	26.84	420.00	23.55	-	3.29
C-2B(29)T Off-Peak	7.18	2.56%	13.00	17,579.27		420.00	20.69	420.00	16.75	-	3.94
Sub-Total	**17.79**	6.34%	**605.00**	**57,698.13**							
Agriculture Tubewell - Tariff D											
Agriculture D-1A (41,42,43,44,46)	0.81	0.29%	2,126.59	92,554.53	0.00%	0.00	28.54		17.63	-	10.91
D2 (NOR)	1.66	0.59%	2,877.09	25,140.44	0.01%	200.00	26.85	200.00	20.55	-	6.30
D-1B(T) Peak	2.96	1.06%		61,886.10	0.01%	200.00	20.61	200.00	13.30	-	7.31
D-1B(T) Off-Peak	4.93	1.76%	38.35	-	#DIV/0!	200.00	22.91	200.00	5.35	-	17.56
D-1B(T) Peak (SUB)	0.32	0.11%	523.70	6,522.17		200.00	26.86	200.00	7.30	-	19.56
D-1B(T) Off-Peak	0.22	0.08%	3,704.27	-		200.00	18.41	200.00	7.30	-	11.11
	10.89	3.88%	**9,270.00**	**186,103.24**							
Public Lighting - Tariff G											
G(1)	1.93	0.69%	425.00	13,029.28		0.00	24.01		20.63	0.00	3.38
Housing Colonies - Tariff H										0.00	
H(1)	0.13	0.05%	19.00	2,333.84	0.01%	0.00	24.01		20.63	-	3.38
AJK Bulk Supply											
A-3 (66) General Supply	24.68	8.79%	14,383.66	106,026.80	0.03%	0.00	22.55		19.51	-	3.04
Total	**280.70**	**100.00%**	**958,816.00**	**1,684,827.19**	0.02%						

Sukkur Electric Power Company Ltd.

FORM - 27 (b)

SUKKUR ELECTRIC POWR COMPANY LTD.

Revenue & Subsidy Statement

FY 2023-24 (May)

Description	For the Month of May-24	Sales Mix	No. of Consumers	Sanctioned Load	Load Factor	Determined & Notified Tariff FY 2019-20		GoP Notified Tariff FY 2019-20		Subsidy	
						Fixed Charge	Variable Charge	Fixed Charge	Variable Charge	Fixed Charge	Variable Charge
	(Mk/Wh)	(%age)		(kW)	(%age)	(Rs/kW/M)	(Rs/kWh)	(Rs/kW/M)	(Rs/kWh)	(Rs/kW/M)	(Rs/kWh)
Residential - A1											
Upto - 50	5.30	1.42%	68,102.00	106,025.80	0.01%	75.00	4.00	75.00	3.95	0.00	0.05
1-100 GoP Tariff	87.96	21.47%	425,639.00	104,390.55		150.00	17.28	150.00	7.74		9.54
101 - 200 GoP Tariff	61.83	15.09%	119,536.00	176,039.97	0.04%	0.00	20.31		10.06	-	10.25
201 - 300 GoP Tariff	48.51	11.84%	76,084.00	98,175.66		0.00	23.00		12.15	-	10.85
301 - 700 GoP Tariff	27.66	6.75%	75,586.00	146,374.79	0.02%	0.00	24.61		19.55	-	5.06
Above -700 GoP	4.20	1.02%	26,480.00	46,954.85	0.01%	0.00	26.99		22.65	-	4.34
A-1B(03) T Peak	0.27	0.06%	-	26,754.25	0.00%	0.00	27.00		22.65	-	4.35
A-1B(03) T Off- Peak	1.40	0.34%	2,856.00	-		0.00	21.05		16.33	-	4.72
E-11(55) Temp.	0.00	0.00%	2.00	8.68		0.00	24.65		22.79	-	1.86
Sub-Total	**237.62**	**58.00%**	**794,285**	**704,726**						-	0.00
For Peak Load Requirement Upto 20 KW											
Commercial - A2A (04)	9.92	2.42%	120,691.34	132,383.29		175.00	26.93	175.00	19.95		6.98
A-2B(05)	1.86	0.45%	770.00	245.38	0.87%	440.00	24.83	440.00	21.63		3.20
A-2C (06) T Peak	3.12	0.76%	-	9,230.06		400.00	26.84	400.00	23.55		3.29
A-2C (06) T Off -Peak	15.16	3.70%	4,450.00	66,003.45		400.00	20.89	400.00	17.58	-	3.31
E-1ii(56) TEMP.		0.00%	-	-	#DIV/0!	50.00	36.93	50.00	20.34	-	16.59
Sub-Total	**30.06**	**7.34%**	**125,911.34**	**207,862.19**							
Industrial					#DIV/0!						
Industrial B-1 (07)	2.14	0.52%	4,654.00	66,293.54		0.00	28.41		17.23	-	11.18
B-1(09) PEAK	0.94	0.23%	-	46,136.38	0.00%	0.00	27.01		20.79		6.22
B-1(09) OFF-PEAK	9.41	2.30%	5,692.00	-		0.00	21.06		15.23		5.83
B-2A (10)	3.55	0.87%	805.00	72,555.27	0.01%	440.00	23.74	440.00	16.73	-	7.01
B-2B-(12) T Peak	4.83	1.18%	-	188,219.77		440.00	26.84	440.00	20.73		6.11
B-2B-(12) T Off-Peak	33.03	8.06%	2,654.00	-	#DIV/0!	440.00	20.69	440.00	15.02		5.67
B-3 (14) T Peak	0.65	0.16%	-	3,018.42		440.00	26.84	380.00	20.73		6.11
B-3 (14) T Off-Peak	3.50	0.85%	36.00	18,880.31	0.02%	420.00	18.59	420.00	14.93	-	3.66
B-4 (17) - Peak	0.38	0.09%	-	11,944.46	0.00%	420.00	26.40	420.00	20.73	-	5.67
B-4 (17) - Off Peak	2.50	0.61%	3.00	-	#DIV/0!	400.00	20.49	400.00	14.83	-	5.66
E-2 (58) Temp	0.19	0.05%	18.00	-	#DIV/0!	0.00	24.41		18.31	-	6.10
Sub-Total	**61.13**	**14.92%**	**13,917.00**	**407,048.15**							
Single Point Supply for Further Distribution											
C-1A (19)	0.58	0.14%	186.00	2,771.23		0.00	29.71		20.63	-	9.08
C-1B (25)	4.75	1.16%	175.00	18,303.06	0.03%	440.00	26.94	440.00	20.13	0.00	6.81
C-1C(26)T Peak	0.87	0.21%	20.00	11,620.23	0.01%	440.00	26.84	440.00	23.55		3.29
C-1C(26)T Off Peak	5.32	1.30%	155.00	-	#DIV/0!	440.00	20.89	440.00	16.95		3.94
C-2A (28)	1.90	0.46%	16.00	-	#DIV/0!	420.00	24.04	420.00	19.93	-	4.11
C-2B (29)T Peak	2.05	0.50%	40.00	7,424.33	0.03%	420.00	26.84	420.00	23.55	-	3.29
C-2B(29)T Off-Peak	10.49	2.56%	13.00	17,579.27		420.00	20.69	420.00	16.75	-	3.94
Sub-Total	**25.97**	**6.34%**	**605.00**	**57,698.13**							
Agriculture Tubewell - Tariff D											
Agriculture D-1A (41,42,43,44,46)	1.18	0.29%	2,126.59	92,554.53	0.00%	0.00	28.54		17.63	-	10.91
D2 (NOR)	2.42	0.59%	2,877.09	25,140.44	0.01%	200.00	26.85	200.00	20.55	-	6.30
D-1B(T) Peak	4.32	1.06%		61,386.10	0.01%	200.00	20.61	200.00	13.30	-	7.31
D-1B(T) Off-Peak	7.20	1.76%	38.35	-	#DIV/0!	200.00	22.91	200.00	5.35	-	17.56
D-1B(T) Peak (SUB)	0.46	0.11%	523.70	6,522.17		200.00	26.86	200.00	7.30	-	19.56
D-1B(T) Off-Peak	0.32	0.08%	3,704.27	-		200.00	18.41	200.00	7.30	-	11.11
	15.89	**3.88%**	**9,270.00**	**186,103.24**							
Public Lighting - Tariff G											
G(I)	2.82	0.69%	425.00	13,029.28		0.00	24.01		20.63	0.00	3.38
Housing Colonies - Tariff H										0.00	
H(1)	0.19	0.05%	19.00	2,333.84	0.01%	0.00	24.01		20.63	-	3.38
AJK Bulk Supply											
A-3 (66) General Supply	36.02	8.79%	14,383.66	106,026.80	0.04%	0.00	22.55		19.51	-	3.04
Total	**409.70**	**100.00%**	**958,316.00**	**1,684,827.19**	0.03%						

Sukkur Electric Power Company Ltd.

FORM - 27 (b)

SUKKUR ELECTRIC POWR COMPANY LTD.

Revenue & Subsidy Statement

FY 2023-24 (Jun)

Description	Jun-24	Sales Mix	No. of Consumers	Sanctioned Load	Load Factor	Determined & Notified Tariff FY 2019-20		GoP Notified Tarrif FY 2019-20		Subsidy	
						Fixed Charge	Variable Charge	Fixed Charge	Variable Charge	Fixed Charge	Variable Charge
	(Mk/Wh)	(%age)		(kW)	(%age)	(Rs/kW/M)	(Rs/kWh)	(Rs/kW/M)	(Rs/kWh)	(Rs/kW/M)	(Rs/kWh)
Residential - A1											
Upto - 50	6.11	1.42%	68,102.00	106,025.80	0.01%	75.00	4.00	75.00	3.95	0.00	0.05
1-100 GoP Tariff	92.69	21.47%	425,639.00	104,390.56		150.00	17.28	150.00	7.74		9.54
101 - 200 GoP Tariff	65.15	15.09%	119,536.00	176,039.97	0.04%	0.00	20.31		10.06	-	10.25
201 - 300 GoP Tariff	51.12	11.84%	76,084.00	98,175.66		0.00	23.00		12.15	-	10.85
301 - 700 GoP Tariff	29.15	6.75%	75,586.00	146,374.79	0.02%	0.00	24.61		19.55	-	5.06
Above -700 GoP	4.42	1.02%	26,480.00	46,954.85	0.01%	0.00	26.99		22.65	-	4.34
A-1B(03) T Peak	0.28	0.06%	-	26,754.25	0.00%	0.00	27.00		22.65	-	4.35
A-1B(03) T Off- Peak	1.47	0.34%	2,856.00	-		0.00	21.05		16.33	-	4.72
E-11(55) Temp.	0.00	0.00%	2.00	8.68		0.00	24.65		22.79	-	1.86
Sub-Total	**250.39**	**58.00%**	**794,285**	**704,726**						-	0.00
For Peak Load Requirement Upto 20 KW											
Commercial - A2A (04)	10.45	2.42%	120,691.34	132,383.29		175.00	26.93	175.00	19.95		6.98
A-2B(05)	1.96	0.45%	770.00	245.38	0.91%	440.00	24.83	440.00	21.63		3.20
A-2C (06) T Peak	3.29	0.76%	-	9,230.06		400.00	26.84	400.00	23.55		3.29
A-2C (06) T Off -Peak	15.98	3.70%	4,450.00	66,003.45		400.00	20.89	400.00	17.58	-	3.31
E-1ii(56) TEMP.		0.00%	-	-	#DIV/0!	50.00	36.93	50.00	20.34	-	16.59
Sub-Total	**31.68**	**7.34%**	**125,911.34**	**207,862.19**							
Industrial					#DIV/0!						
Industrial B-1 (07)	2.26	0.52%	4,654.00	66,293.54		0.00	28.41		17.23	-	11.18
B-1(09) PEAK	0.99	0.23%	-	46,136.38	0.00%	0.00	27.01		20.79		6.22
B-1(09) OFF-PEAK	9.91	2.30%	5,692.00	-		0.00	21.06		15.23		5.83
B-2A (10)	3.74	0.87%	805.00	72,555.27	0.01%	440.00	23.74	440.00	16.73	-	7.01
B-2B-(12) T Peak	5.09	1.18%	-	188,219.77		440.00	26.84	440.00	20.73		6.11
B-2B-(12) T Off-Peak	34.81	8.06%	2,654.00	-	#DIV/0!	440.00	20.69	440.00	15.02		5.67
B-3 (14) T Peak	0.68	0.16%	-	3,018.42		440.00	26.84	380.00	20.73		6.11
B-3 (14) T Off-Peak	3.69	0.85%	36.00	18,880.31	0.02%	420.00	18.59	420.00	14.93	-	3.66
B-4 (17) - Peak	0.41	0.09%	-	11,944.46	0.00%	420.00	26.40	420.00	20.73	-	5.67
B-4 (17) - Off Peak	2.63	0.61%	3.00	-	#DIV/0!	400.00	20.49	400.00	14.83	-	5.66
E-2 (58) Temp	0.20	0.05%	18.00	-	#DIV/0!	0.00	24.41		18.31	-	6.10
Sub-Total	**64.41**	**14.92%**	**13,917.00**	**407,048.15**							
Single Point Supply for Further Distribution											
C-1A (19)	0.61	0.14%	186.00	2,771.23		0.00	29.71		20.63	-	9.08
C-1B (25)	5.01	1.16%	175.00	18,303.06	0.03%	440.00	26.94	440.00	20.13	0.00	6.81
C-1C(26)T Peak	0.92	0.21%	20.00	11,620.23	0.01%	440.00	26.84	440.00	23.55		3.29
C-1C(26)T Off Peak	5.61	1.30%	155.00	-	#DIV/0!	440.00	20.89	440.00	16.95		3.94
C-2A (28)	2.01	0.46%	16.00	-	#DIV/0!	420.00	24.04	420.00	19.93	-	4.11
C-2B (29)T Peak	2.16	0.50%	40.00	7,424.33	0.03%	420.00	26.84	420.00	23.55	-	3.29
C-2B(29)T Off-Peak	11.05	2.56%	13.00	17,579.27		420.00	20.69	420.00	16.75	-	3.94
Sub-Total	**27.36**	**6.34%**	**605.00**	**57,698.13**							
Agriculture Tubewell - Tariff D											
Agriculture D-1A (41,42,43,44,46)	1.24	0.29%	2,126.59	92,554.53	0.00%	0.00	28.54		17.63	-	10.91
D2 (NOR)	2.55	0.59%	2,877.09	25,140.44	0.01%	200.00	26.85	200.00	20.55	-	6.30
D-1B(T) Peak	4.56	1.06%		61,886.10	0.01%	200.00	20.61	200.00	13.30	-	7.31
D-1B(T) Off-Peak	7.58	1.76%	38.35	-	#DIV/0!	200.00	22.91	200.00	5.35	-	17.56
D-1B(T) Peak (SUB)	0.49	0.11%	523.70	6,522.17		200.00	26.86	200.00	7.30	-	19.56
D-1B(T) Off-Peak	0.34	0.08%	3,704.27	-		200.00	18.41	200.00	7.30	-	11.11
	16.75	**3.88%**	**9,270.00**	**186,103.24**							
Public Lighting - Tariff G											
G(I)	2.97	0.69%	425.00	13,029.28		0.00	24.01		20.63	0.00	3.38
Housing Colonies - Tariff H										0.00	
H(1)	0.20	0.05%	19.00	2,333.84	0.01%	0.00	24.01		20.63	-	3.38
AJK Bulk Supply											
A-3 (66) General Supply	37.95	8.79%	14,383.66	106,026.80	0.04%	0.00	22.55		19.51	-	3.04
Total	**431.72**	**100.00%**	**958,816.00**	**1,684,827.19**	0.03%						

Sukkur Electric Power Company Ltd.

FORM - 27 (b)

SUKKUR ELECTRIC POWR COMPANY LTD.

Revenue & Subsidy Statement

FY 2023-24 (4th Qtr)

Description	4th Qtr	Sales Mix	No. of Consumers	Sanctioned Load	Load Factor	Determined & Notified Tariff FY 2019-20		GoP Notified Tariff FY 2019-20		Subsidy	
						Fixed Charge	Variable Charge	Fixed Charge	Variable Charge	Fixed Charge	Variable Charge
	(MkWh)	(%age)		(kW)	(%age)	(Rs/kW/M)	(Rs/kWh)	(Rs/kW/M)	(Rs/kWh)	(Rs/kW/M)	(Rs/kWh)
Residential - A1											
Upto - 50	15.84	1.42%	68,102.00	106,026.80	0.02%	75.00	4.00	75.00	3.95	0.00	0.05
1-100 GoP Tariff	240.92	21.47%	425,639.00	104,390.56		150.00	17.28	150.00	7.74		9.54
101 - 200 GoP Tariff	169.34	15.09%	119,536.00	176,039.97	0.11%	0.00	20.31		10.06	-	10.25
201 - 300 GoP Tariff	132.37	11.34%	76,084.00	98,175.66		0.00	23.00		12.15	-	10.85
301 - 700 GoP Tariff	75.76	6.75%	75,586.00	146,374.79	0.06%	0.00	24.61		19.55	-	5.06
Above -700 GoP	11.49	1.02%	26,480.00	45,954.85	0.03%	0.00	26.99		22.65	-	4.34
A-1B(03) T Peak	0.73	0.06%	-	26,754.25	0.00%	0.00	27.00		22.65	-	4.35
A-1B(03) T Off- Peak	3.82	0.34%	2,856.00	-		0.00	21.05		16.33	-	4.72
E-11(55) Temp.	0.00	0.00%	2.00	8.68		0.00	24.65		22.79	-	1.86
Sub-Total	**650.81**	58.00%	**794,285**	**704,726**						-	0.00
For Peak Load Requirement Upto 20 KW											
Commercial - A2A (04)	27.16	2.42%	120,691.34	132,383.29		175.00	26.93	175.00	19.95		6.98
A-2B(05)	5.09	0.45%	770.00	245.38	2.37%	440.00	24.83	440.00	21.63		3.20
A-2C (06) T Peak	8.56	0.76%	-	9,230.06		400.00	26.84	400.00	23.55		3.29
A-2C (06) T Off -Peak	41.55	3.70%	4,450.00	66,003.45		400.00	20.89	400.00	17.58	-	3.31
E-1ii(56) TEMP.	-	0.00%	-	-	#DIV/0!	50.00	36.93	50.00	20.34	-	16.59
Sub-Total	**82.34**	7.34%	**125,911.34**	**207,862.19**							
Industrial					#DIV/0!						
Industrial B-1 (07)	5.87	0.52%	4,654.00	66,293.54		0.00	28.41		17.23	-	11.18
B-1(09) PEAK	2.57	0.23%	-	46,136.38	0.01%	0.00	27.01		20.79		6.22
B-1(09) OFF-PEAK	25.77	2.30%	5,692.00	-		0.00	21.06		15.23		5.83
B-2A (10)	9.72	0.87%	805.00	72,555.27	0.02%	440.00	23.74	440.00	16.73	-	7.01
B-2B-(12) T Peak	13.22	1.18%	-	188,219.77		440.00	26.84	440.00	20.73		6.11
B-2B-(12) T Off-Peak	90.48	8.06%	2,654.00	-	#DIV/0!	440.00	20.69	440.00	15.02		5.67
B-3 (14) T Peak	1.78	0.16%	-	3,018.42		440.00	26.84	380.00	20.73		6.11
B-3 (14) T Off-Peak	9.39	0.85%	36.00	18,380.31	0.06%	420.00	18.59	420.00	14.93	-	3.66
B-4 (17) - Peak	1.05	0.09%	-	11,944.46	0.01%	420.00	26.40	420.00	20.73	-	5.67
B-4 (17) - Off Peak	6.84	0.61%	3.00	-	#DIV/0!	400.00	20.49	400.00	14.83	-	5.66
E-2 (58) Temp	0.53	0.05%	18.00	-	#DIV/0!	0.00	24.41		18.31	-	6.10
Sub-Total	**167.42**	14.92%	**13,917.00**	**407,048.15**							
Single Point Supply for Further Distribution											
C-1A (19)	1.80	0.14%	186.00	2,771.23		0.00	29.71		20.63	-	9.08
C-1B (25)	13.02	1.16%	175.00	18,303.06	0.08%	440.00	26.94	440.00	20.13	0.00	6.81
C-1C(26)T Peak	2.39	0.21%	20.00	11,620.23	0.02%	440.00	26.84	440.00	23.55		3.29
C-1C(26)T Off Peak	14.57	1.30%	155.00	-	#DIV/0!	440.00	20.89	440.00	16.95		3.94
C-2A (28)	5.22	0.46%	16.00	-	#DIV/0!	420.00	24.04	420.00	19.93	-	4.11
C-2B (29)T Peak	5.61	0.50%	40.00	7,424.33	0.09%	420.00	26.84	420.00	23.55	-	3.29
C-2B(29)T Off-Peak	28.72	2.56%	13.00	17,579.27		420.00	20.69	420.00	16.75	-	3.94
Sub-Total	**71.12**	6.34%	**605.00**	**57,698.13**							
Agriculture Tubewell - Tariff D											
Agriculture D-1A (41,42,43,44,46)	3.22	0.29%	2,126.59	92,554.53	0.00%	0.00	28.54		17.63	-	10.91
D2 (NOR)	6.62	0.59%	2,877.09	25,140.44	0.03%	200.00	26.85	200.00	20.55	-	6.30
D-1B(T) Peak	11.84	1.06%		61,886.10	0.02%	200.00	20.61	200.00	13.30	-	7.31
D-1B(T) Off-Peak	19.71	1.76%	38.35	-	#DIV/0!	200.00	22.91	200.00	5.35	-	17.56
D-1B(T) Peak (SUB)	1.26	0.11%	523.70	6,522.17		200.00	26.86	200.00	7.30	-	19.56
D-1B(T) Off-Peak	0.87	0.08%	3,704.27	-		200.00	18.41	200.00	7.30	-	11.11
	43.53	3.88%	**9,270.00**	**186,103.24**							
Public Lighting - Tariff G											
G(I)	7.73	0.69%	425.00	13,029.28		0.00	24.01		20.63	0.00	3.38
Housing Colonies - Tariff H										0.00	
H(1)	0.62	0.05%	19.00	2,333.84	0.03%	0.00	24.01		20.63	-	3.38
AJK Bulk Supply											
A-3 (66) General Supply	98.65	8.79%	14,383.66	106,026.80	0.11%	0.00	22.55		19.51	-	3.04
Total	**1,122.11**	**100.00%**	**958,816.00**	**1,684,827.19**	0.08%						

Sukkur Electric Power Company Ltd.

FORM - 27 (b)

SUKKUR ELECTRIC POWR COMPANY LTD.

Revenue & Subsidy Statement

FY 2024-25 (Jul)

S. No.	Description	Jul-24	Sales Mix	No. of Consumers	Sanctioned Load	Load Factor	Determined & Notified Tariff FY 2019-20		GoP Notified Tariff FY 2019-20		Subsidy	
							Fixed Charge	Variable Charge	Fixed Charge	Variable Charge	Fixed Charge	Variable Charge
		(MkWh)	(%age)		(kW)	(%age)	(Rs/kW/M)	(Rs/kWh)	(Rs/kW/M)	(Rs/kWh)	(Rs/kW/M)	(Rs/kWh)
	Residential - A1											
	Upto - 50	6.01	1.42%	93,102.00	106,026.80	0.01%	75.00	4.00	75.00	3.95	0.00	0.05
	1-100 GoP Tariff	91.18	21.47%	450,639.00	104,390.56		150.00	17.28	150.00	7.74		9.54
	101 - 200 GoP Tariff	64.09	15.09%	119,536.00	176,039.97	0.04%	0.00	20.31		10.06	-	10.25
	201 - 300 GoP Tariff	50.29	11.84%	76,084.00	98,175.66		0.00	23.00		12.15	-	10.85
	301 - 700 GoP Tariff	28.67	6.75%	75,586.00	146,374.79	0.02%	0.00	24.61		19.55	-	5.06
	Above -700 GoP	4.35	1.02%	26,480.00	46,954.85	0.01%	0.00	26.99		22.65	-	4.34
	A-1B(03) T Peak	0.28	0.06%	-	26,754.25	0.00%	0.00	27.00		22.65	-	4.35
	A-1B(03) T Off- Peak	1.45	0.34%	2,856.00	-		0.00	21.05		16.33	-	4.72
	E-11(55) Temp.	0.00	0.00%	2.00	8.68		0.00	24.65		22.79	-	1.86
	Sub-Total	**246.32**	58.00%	**844,285**	**704,726**						-	0.00
	For Peak Load Requirement Upto 20 KW											
	Commercial - A2A (04)	10.28	2.42%	120,691.34	132,383.29		175.00	26.93	175.00	19.95		6.98
	A-2B(05)	1.93	0.45%	770.00	245.38	0.90%	440.00	24.83	440.00	21.63		3.20
	A-2C (06) T Peak	3.24	0.76%	-	9,230.06		400.00	26.84	400.00	23.55		3.29
	A-2C (06) T Off -Peak	15.72	3.70%	4,450.00	66,003.45		400.00	20.89	400.00	17.58	-	3.31
	E-1ii(56) TEMP.		0.00%	-	-	#DIV/0!	50.00	36.93	50.00	20.34	-	16.59
	Sub-Total	**31.17**	7.34%	**125,911.34**	**207,862.19**							
	Industrial					#DIV/0!						
	Industrial B-1 (07)	2.22	0.52%	4,654.00	66,293.54		0.00	28.41		17.23	-	11.18
	B-1(09) PEAK	0.97	0.23%	-	46,136.38	0.00%	0.00	27.01		20.79		6.22
	B-1(09) OFF-PEAK	9.75	2.30%	5,692.00	-		0.00	21.06		15.23		5.83
	B-2A (10)	3.68	0.87%	805.00	72,555.27	0.01%	440.00	23.74	440.00	16.73	-	7.01
	B-2B-(12) T Peak	5.00	1.18%	-	188,219.77		440.00	26.84	440.00	20.73		6.11
	B-2B-(12) T Off-Peak	34.24	8.06%	2,654.00	-	#DIV/0!	440.00	20.69	440.00	15.02		5.67
	B-3 (14) T Peak	0.67	0.16%	-	3,018.42		440.00	26.84	380.00	20.73		6.11
	B-3 (14) T Off-Peak	3.63	0.85%	36.00	18,880.31	0.02%	420.00	18.59	420.00	14.93	-	3.66
	B-4 (17) - Peak	0.40	0.09%	-	11,944.46	0.00%	420.00	26.40	420.00	20.73	-	5.67
	B-4 (17) - Off Peak	2.59	0.61%	3.00	-	#DIV/0!	400.00	20.49	400.00	14.83	-	5.66
	E-2 (58) Temp	0.20	0.05%	18.00	-	#DIV/0!	0.00	24.41		18.31	-	6.10
	Sub-Total	**63.37**	14.92%	**13,917.00**	**407,048.15**							
	Single Point Supply for Further Distribution											
	C-1A (19)	0.60	0.14%	186.00	2,771.23		0.00	29.71		20.63	-	9.08
	C-1B (25)	4.93	1.16%	175.00	18,303.06	0.03%	440.00	26.94	440.00	20.13	0.00	6.81
	C-1C(26)T Peak	0.90	0.21%	20.00	11,620.23	0.01%	440.00	26.84	440.00	23.55		3.29
	C-1C(26)T Off Peak	5.52	1.30%	155.00	-	#DIV/0!	440.00	20.89	440.00	16.95		3.94
	C-2A (28)	1.97	0.46%	16.00	-	#DIV/0!	420.00	24.04	420.00	19.93	-	4.11
	C-2B (29)T Peak	2.12	0.50%	40.00	7,424.33	0.03%	420.00	26.84	420.00	23.55	-	3.29
	C-2B(29)T Off-Peak	10.87	2.56%	13.00	17,579.27		420.00	20.69	420.00	16.75	-	3.94
	Sub-Total	**26.92**	6.34%	**605.00**	**57,698.13**							
	Agriculture Tubewell - Tariff D											
	Agriculture D-1A (41,42,43,44,46)	1.22	0.29%	2,126.59	92,554.53	0.00%	0.00	28.54		17.63	-	10.91
	D2 (NOR)	2.51	0.59%	2,877.09	25,140.44	0.01%	200.00	26.85	200.00	20.55	-	6.30
	D-1B(T) Peak	4.48	1.06%		61,886.10	0.01%	200.00	20.61	200.00	13.30	-	7.31
	D-1B(T) Off-Peak	7.46	1.76%	38.35	-	#DIV/0!	200.00	22.91	200.00	5.35	-	17.56
	D-1B(T) Peak (SUB)	0.48	0.11%	523.70	6,522.17		200.00	26.86	200.00	7.30	-	19.56
	D-1B(T) Off-Peak	0.33	0.08%	3,704.27	-		200.00	18.41	200.00	7.30	-	11.11
		16.47	3.88%	**9,270.00**	**186,103.24**							
	Public Lighting - Tariff G											
	G(I)	2.92	0.69%	425.00	13,029.28		0.00	24.01		20.63	0.00	3.38
	Housing Colonies - Tariff H										0.00	
	H(1)	0.20	0.05%	19.00	2,333.84	0.01%	0.00	24.01		20.63	-	3.38
	AJK Bulk Supply											
	A-3 (66) General Supply	37.34	8.79%	14,383.66	106,025.80	0.04%	0.00	22.55		19.51	-	3.04
	Total	**424.70**	**100.00%**	#########	**1,684,827.19**	0.03%						

Sukkur Electric Power Company Ltd.

FORM - 27 (b)

SUKKUR ELECTRIC POWR COMPANY LTD.

Revenue & Subsidy Statement

FY 2024-25 (Aug)

Description	Aug-24	Sales Mix	No. of Consumers	Sanctioned Load	Load Factor	Determined & Notified Tariff FY 2019-20		GoP Notified Tariff FY 2019-20		Subsidy	
						Fixed Charge	Variable Charge	Fixed Charge	Variable Charge	Fixed Charge	Variable Charge
	(MkWh)	(%age)		(kW)	(%age)	(Rs/kW/M)	(Rs/kWh)	(Rs/kW/M)	(Rs/kWh)	(Rs/kW/M)	(Rs/kWh)
Residential - A1											
Upto - 50	6.85	1.42%	93,102.00	106,026.80	0.01%	75.00	4.00	75.00	3.95	0.00	0.05
1-100 GoP Tariff	103.88	21.47%	450,639.00	104,390.56		150.00	17.28	150.00	7.74		9.54
101 - 200 GoP Tariff	73.02	15.09%	119,536.00	176,039.97	0.05%	0.00	20.31		10.06	-	10.25
201 - 300 GoP Tariff	57.29	11.84%	76,084.00	98,175.66		0.00	23.00		12.15	-	10.85
301 - 700 GoP Tariff	32.67	6.75%	75,586.00	146,374.79	0.03%	0.00	24.61		19.55	-	5.06
Above -700 GoP	4.95	1.02%	26,480.00	46,954.85	0.01%	0.00	26.99		22.65	-	4.34
A-1B(03) T Peak	0.31	0.06%	-	26,754.25	0.00%	0.00	27.00		22.65	-	4.35
A-1B(03) T Off- Peak	1.65	0.34%	2,856.00	-		0.00	21.05		16.33	-	4.72
E-11(55) Temp.	0.00	0.00%	2.00	8.68		0.00	24.65		22.79	-	1.86
Sub-Total	**280.62**	58.00%	**844,285**	**704,726**						-	0.00
For Peak Load Requirement Upto 20 KW											
Commercial - A2A (04)	11.71	2.42%	120,691.34	132,383.29		175.00	26.93	175.00	19.95		6.98
A-2B(05)	2.20	0.45%	770.00	245.38	1.02%	440.00	24.83	440.00	21.63		3.20
A-2C (06) T Peak	3.69	0.76%	-	9,230.06		400.00	26.84	400.00	23.55		3.29
A-2C (06) T Off -Peak	17.91	3.70%	4,450.00	66,003.45		400.00	20.89	400.00	17.58	-	3.31
E-1ii(56) TEMP.		0.00%	-	-	#DIV/0!	50.00	36.93	50.00	20.34	-	16.59
Sub-Total	**35.51**	7.34%	**125,911.34**	**207,862.19**							
Industrial					#DIV/0!						
Industrial B-1 (07)	2.53	0.52%	4,654.00	66,293.54		0.00	28.41		17.23	-	11.18
B-1(09) PEAK	1.11	0.23%	-	46,136.38	0.00%	0.00	27.01		20.79		6.22
B-1(09) OFF-PEAK	11.11	2.30%	5,692.00	-		0.00	21.06		15.23		5.83
B-2A (10)	4.19	0.87%	805.00	72,555.27	0.01%	440.00	23.74	440.00	16.73	-	7.01
B-2B-(12) T Peak	5.70	1.18%	-	188,219.77		440.00	26.84	440.00	20.73		6.11
B-2B-(12) T Off-Peak	39.01	8.06%	2,654.00	-	#DIV/0!	440.00	20.69	440.00	15.02		5.67
B-3 (14) T Peak	0.77	0.16%	-	3,018.42		440.00	26.84	380.00	20.73		6.11
B-3 (14) T Off-Peak	4.13	0.85%	36.00	18,880.31	0.02%	420.00	18.59	420.00	14.93	-	3.66
B-4 (17) - Peak	0.45	0.09%	-	11,944.46	0.00%	420.00	26.40	420.00	20.73	-	5.67
B-4 (17) - Off Peak	2.95	0.61%	3.00	-	#DIV/0!	400.00	20.49	400.00	14.83	-	5.66
E-2 (58) Temp	0.23	0.05%	18.00	-	#DIV/0!	0.00	24.41		18.31	-	6.10
Sub-Total	**72.19**	14.92%	**13,917.00**	**407,048.15**							
Single Point Supply for Further Distribution											
C-1A (19)	0.69	0.14%	186.00	2,771.23		0.00	29.71		20.63	-	9.08
C-1B (25)	5.61	1.16%	175.00	18,303.06	0.04%	440.00	26.94	440.00	20.13	0.00	6.81
C-1C(26)T Peak	1.03	0.21%	20.00	11,620.23	0.01%	440.00	26.84	440.00	23.55		3.29
C-1C(26)T Off Peak	6.28	1.30%	155.00	-	#DIV/0!	440.00	20.89	440.00	16.95		3.94
C-2A (28)	2.25	0.46%	16.00	-	#DIV/0!	420.00	24.04	420.00	19.93	-	4.11
C-2B (29)T Peak	2.42	0.50%	40.00	7,424.33	0.04%	420.00	26.84	420.00	23.55	-	3.29
C-2B(29)T Off-Peak	12.38	2.56%	13.00	17,579.27		420.00	20.69	420.00	16.75	-	3.94
Sub-Total	**30.67**	6.34%	**605.00**	**57,698.13**							
Agriculture Tubewell - Tariff D											
Agriculture D-1A (41,42,43,44,46)	1.39	0.29%	2,126.59	92,554.53	0.00%	0.00	28.54		17.63	-	10.91
D2 (NOR)	2.85	0.59%	2,877.09	25,140.44	0.01%	200.00	26.85	200.00	20.55	-	6.30
D-1B(T) Peak	5.11	1.06%		61,886.10	0.01%	200.00	20.61	200.00	13.30	-	7.31
D-1B(T) Off-Peak	8.50	1.76%	38.35	-	#DIV/0!	200.00	22.91	200.00	5.35	-	17.56
D-1B(T) Peak (SUB)	0.54	0.11%	523.70	6,522.17		200.00	26.86	200.00	7.30	-	19.56
D-1B(T) Off-Peak	0.38	0.08%	3,704.27	-		200.00	18.41	200.00	7.30	-	11.11
	18.77	3.88%	**9,270.00**	**186,103.24**							
Public Lighting - Tariff G											
G(1)	3.33	0.69%	425.00	13,029.28		0.00	24.01		20.63	0.00	3.38
Housing Colonies - Tariff H										0.00	
H(1)	0.22	0.05%	19.00	2,333.84	0.01%	0.00	24.01		20.63	-	3.38
AJK Bulk Supply											
A-3 (66) General Supply	42.54	8.79%	14,383.66	106,026.80	0.05%	0.00	22.55		19.51	-	3.04
Total	**483.34**	**100.00%**	#########	**1,684,827.19**	0.03%						

Sukkur Electric Power Company Ltd.

FORM - 27 (b)

SUKKUR ELECTRIC POWR COMPANY LTD.

Revenue & Subsidy Statement

FY 2024-25 (Sep)

Description	Sep-24	Sales Mix	No. of Consumers	Sanctioned Load	Load Factor	Determined & Notified Tariff FY 2019-20		GoP Notified Tariff FY 2019-20		Subsidy	
						Fixed Charge	Variable Charge	Fixed Charge	Variable Charge	Fixed Charge	Variable Charge
	(MkWh)	(%age)		kW	(%age)	(Rs/kW/M)	(Rs/kWh)	(Rs/kW/M)	(Rs/kWh)	(Rs/kW/M)	(Rs/kWh)
Residential - A1											
Upto - 50	5.97	1.42%	93,102.00	106,026.80	0.01%	75.00	4.00	75.00	3.95	0.00	0.05
1-100 GoP Tariff	90.56	21.47%	450,639.00	104,390.56		150.00	17.28	150.00	7.74		9.54
101 - 200 GoP Tariff	63.65	15.09%	119,536.00	176,039.97	0.04%	0.00	20.31		10.06	-	10.25
201 - 300 GoP Tariff	49.94	11.84%	76,084.00	98,175.66		0.00	23.00		12.15	-	10.85
301 - 700 GoP Tariff	28.48	6.75%	75,586.00	146,374.79	0.02%	0.00	24.61		19.55	-	5.06
Above -700 GoP	4.32	1.02%	26,480.00	46,954.85	0.01%	0.00	26.99		22.65	-	4.34
A-1B(03) T Peak	0.27	0.06%	-	26,754.25	0.00%	0.00	27.00		22.65	-	4.35
A-1B(03) T Off- Peak	1.44	0.34%	2,856.00	-		0.00	21.05		16.33	-	4.72
E-11(55) Temp.	0.00	0.00%	2.00	8.68		0.00	24.65		22.79	-	1.86
Sub-Total	**244.63**	**58.00%**	**844,285**	**704,726**						-	0.00
For Peak Load Requirement Upto 20 KW											
Commercial - A2A (04)	10.21	2.42%	120,691.34	132,383.29		175.00	26.93	175.00	19.95		6.98
A-2B(05)	1.91	0.45%	770.00	245.38	0.89%	440.00	24.83	440.00	21.63		3.20
A-2C (06) T Peak	3.22	0.76%	-	9,230.06		400.00	26.84	400.00	23.55		3.29
A-2C (06) T Off -Peak	15.61	3.70%	4,450.00	66,003.45		400.00	20.89	400.00	17.58	-	3.31
E-1ii(56) TEMP.		0.00%	-	-	#DIV/0!	50.00	36.93	50.00	20.34	-	16.59
Sub-Total	**30.95**	**7.34%**	**125,911.34**	**207,862.19**							
Industrial					#DIV/0!						
Industrial B-1 (07)	2.21	0.52%	4,654.00	66,293.54		0.00	28.41		17.23	-	11.18
B-1(09) PEAK	0.97	0.23%	-	46,136.38	0.00%	0.00	27.01		20.79		6.22
B-1(09) OFF-PEAK	9.69	2.30%	5,692.00	-		0.00	21.06		15.23		5.83
B-2A (10)	3.65	0.87%	805.00	72,555.27	0.01%	440.00	23.74	440.00	16.73	-	7.01
B-2B-(12) T Peak	4.97	1.18%	-	188,219.77		440.00	26.84	440.00	20.73		6.11
B-2B-(12) T Off-Peak	34.01	8.06%	2,654.00	-	#DIV/0!	440.00	20.69	440.00	15.02		5.67
B-3 (14) T Peak	0.67	0.16%	-	3,018.42		440.00	26.84	380.00	20.73		6.11
B-3 (14) T Off-Peak	3.60	0.85%	36.00	18,880.31	0.02%	420.00	18.59	420.00	14.93	-	3.66
B-4 (17) - Peak	0.40	0.09%	-	11,944.46	0.00%	420.00	26.40	420.00	20.73	-	5.67
B-4 (17) - Off Peak	2.57	0.61%	3.00	-	#DIV/0!	400.00	20.49	400.00	14.83	-	5.66
E-2 (58) Temp	0.20	0.05%	18.00	-	#DIV/0!	0.00	24.41		18.31	-	6.10
Sub-Total	**62.93**	**14.92%**	**13,917.00**	**407,048.15**							
Single Point Supply for Further Distribution											
C-1A (19)	0.60	0.14%	186.00	2,771.23		0.00	29.71		20.63	-	9.08
C-1B (25)	4.89	1.16%	175.00	18,303.06	0.03%	440.00	26.94	440.00	20.13	0.00	6.81
C-1C(26)T Peak	0.90	0.21%	20.00	11,620.23	0.01%	440.00	26.84	440.00	23.55		3.29
C-1C(26)T Off Peak	5.48	1.30%	155.00	-	#DIV/0!	440.00	20.89	440.00	16.95		3.94
C-2A (28)	1.96	0.46%	16.00	-	#DIV/0!	420.00	24.04	420.00	19.93	-	4.11
C-2B (29)T Peak	2.11	0.50%	40.00	7,424.33	0.03%	420.00	26.84	420.00	23.55	-	3.29
C-2B(29)T Off-Peak	10.80	2.56%	13.00	17,579.27		420.00	20.69	420.00	16.75	-	3.94
Sub-Total	**26.73**	**6.34%**	**605.00**	**57,698.13**							
Agriculture Tubewell - Tariff D											
Agriculture D-1A (41,42,43,44,46)	1.21	0.29%	2,126.59	92,554.53	0.00%	0.00	28.54		17.63	-	10.91
D2 (NOR)	2.49	0.59%	2,877.09	25,140.44	0.01%	200.00	26.85	200.00	20.55	-	6.30
D-1B(T) Peak	4.45	1.06%		61,885.10	0.01%	200.00	20.61	200.00	13.30	-	7.31
D-1B(T) Off-Peak	7.41	1.76%	38.35	-	#DIV/0!	200.00	22.91	200.00	5.35	-	17.56
D-1B(T) Peak (SUB)	0.48	0.11%	523.70	6,522.17		200.00	26.86	200.00	7.30	-	19.56
D-1B(T) Off-Peak	0.33	0.08%	3,704.27	-		200.00	18.41	200.00	7.30	-	11.11
	16.36	**3.88%**	**9,270.00**	**186,103.24**							
Public Lighting - Tariff G											
G(1)	2.90	0.69%	425.00	13,029.28		0.00	24.01		20.63	0.00	3.38
Housing Colonies - Tariff H										0.00	
H(1)	0.19	0.05%	19.00	2,333.84	0.01%	0.00	24.01		20.63	-	3.38
AJK Bulk Supply											
A-3 (66) General Supply	37.08	8.79%	14,383.66	106,026.80	0.04%	0.00	22.55		19.51	-	3.04
Total	**421.79**	**100.00%**	#########	**1,684,827.19**	0.03%						

Sukkur Electric Power Company Ltd.

FORM - 27 (b)

SUKKUR ELECTRIC POWR COMPANY LTD.

Revenue & Subsidy Statement

FY 2024-25 (1st Qtr)

Description	1st Qtr	Sales Mix	No. of Consumers	Sanctioned Load	Load Factor	Determined & Notified Tariff FY 2019-20		GoP Notified Tariff FY 2019-20		Subsidy	
						Fixed Charge	Variable Charge	Fixed Charge	Variable Charge	Fixed Charge	Variable Charge
	(MkWh)	(%age)		(kW)	(%age)	(Rs/kW/M)	(Rs/kWh)	(Rs/kW/M)	(Rs/kWh)	(Rs/kW/M)	(Rs/kWh)
Residential - A1											
Upto - 50	18.33	1.42%	93,102.00	106,026.80	0.02%	75.00	4.00	75.00	3.95	0.00	0.05
1-100 GoP Tariff	285.62	21.47%	450,639.00	104,390.56		150.00	17.28	150.00	7.74		9.54
101 - 200 GoP Tariff	200.76	15.09%	119,536.00	176,039.97	0.13%	0.00	20.31		10.06	-	10.25
201 - 300 GoP Tariff	157.52	11.84%	76,084.00	98,175.66		0.00	23.00		12.15	-	10.85
301 - 700 GoP Tariff	89.82	6.75%	75,586.00	146,374.79	0.07%	0.00	24.61		19.55	-	5.06
Above -700 GoP	13.62	1.02%	26,480.00	46,954.85	0.03%	0.00	26.99		22.65	-	4.34
A-1B(03) T Peak	0.36	0.06%	-	26,754.25	0.00%	0.00	27.00		22.65	-	4.35
A-1B(03) T Off- Peak	4.53	0.34%	2,856.00	-		0.00	21.05		16.33	-	4.72
E-11(55) Temp.	0.00	0.00%	2.00	8.68		0.00	24.65		22.79	-	1.86
Sub-Total	**771.57**	**58.00%**	**844,285**	**704,726**						-	0.00
For Peak Load Requirement Upto 20 KW											
Commercial - A2A (04)	32.20	2.42%	120,691.34	132,383.29		175.00	26.93	175.00	19.95		6.98
A-2B(05)	6.04	0.45%	770.00	245.38	2.81%	440.00	24.83	440.00	21.63		3.20
A-2C (06) T Peak	10.15	0.76%	-	9,230.06		400.00	26.84	400.00	23.55		3.29
A-2C (06) T Off -Peak	49.23	3.70%	4,450.00	66,003.45		400.00	20.89	400.00	17.58	-	3.31
E-1ii(56) TEMP.	-	0.00%	-	-	#DIV/0!	50.00	36.93	50.00	20.34	-	16.59
Sub-Total	**97.62**	**7.34%**	**125,911.34**	**207,862.19**							
Industrial					#DIV/0!						
Industrial B-1 (07)	6.96	0.52%	4,654.00	56,293.54		0.00	28.41		17.23	-	11.18
B-1(09) PEAK	3.05	0.23%	-	46,136.38	0.01%	0.00	27.01		20.79		6.22
B-1(09) OFF-PEAK	30.55	2.30%	5,692.00	-		0.00	21.06		15.23		5.83
B-2A (10)	11.53	0.87%	805.00	72,555.27	0.02%	440.00	23.74	440.00	16.73	-	7.01
B-2B-(12) T Peak	15.67	1.18%	-	188,219.77		440.00	26.84	440.00	20.73		6.11
B-2B-(12) T Off-Peak	107.27	8.06%	2,654.00	-	#DIV/0!	440.00	20.69	440.00	15.02		5.67
B-3 (14) T Peak	2.11	0.16%	-	3,018.42		440.00	26.84	380.00	20.73		6.11
B-3 (14) T Off-Peak	11.37	0.85%	36.00	18,880.31	0.07%	420.00	18.59	420.00	14.93	-	3.66
B-4 (17) - Peak	1.25	0.09%	-	11,944.46	0.01%	420.00	26.40	420.00	20.73	-	5.67
B-4 (17) - Off Peak	8.11	0.61%	3.00	-	#DIV/0!	400.00	20.49	400.00	14.83	-	5.66
E-2 (58) Temp	0.62	0.05%	18.00	-	#DIV/0!	0.00	24.41		18.31	-	6.10
Sub-Total	**198.49**	**14.92%**	**13,917.00**	**407,048.15**							
Single Point Supply for Further Distribution											
C-1A (19)	1.89	0.14%	186.00	2,771.23		0.00	29.71		20.63	-	9.08
C-1B (25)	15.43	1.16%	175.00	18,303.06	0.10%	440.00	26.94	440.00	20.13	0.00	6.81
C-1C(26)T Peak	2.83	0.21%	20.00	11,520.23	0.03%	440.00	26.84	440.00	23.55		3.29
C-1C(26)T Off Peak	17.28	1.30%	155.00	-	#DIV/0!	440.00	20.89	440.00	16.95		3.94
C-2A (28)	6.18	0.46%	16.00	-	#DIV/0!	420.00	24.04	420.00	19.93	-	4.11
C-2B (29)T Peak	6.65	0.50%	40.00	7,424.33	0.10%	420.00	26.84	420.00	23.55	-	3.29
C-2B(29)T Off-Peak	34.05	2.56%	13.00	17,579.27		420.00	20.69	420.00	16.75	-	3.94
Sub-Total	**84.32**	**6.34%**	**605.00**	**57,598.13**							
Agriculture Tubewell - Tariff D											
Agriculture D-1A (41,42,43,44,46)	3.82	0.29%	2,126.59	92,554.53	0.00%	0.00	28.54		17.63	-	10.91
D2 (NOR)	7.85	0.59%	2,877.09	25,140.44	0.04%	200.00	26.85	200.00	20.55	-	6.30
D-1B(T) Peak	14.04	1.06%		61,886.10	0.03%	200.00	20.61	200.00	13.30	-	7.31
D-1B(T) Off-Peak	23.37	1.76%	38.35	-	#DIV/0!	200.00	22.91	200.00	5.35	-	17.56
D-1B(T) Peak (SUB)	1.50	0.11%	523.70	6,522.17		200.00	26.86	200.00	7.30	-	19.56
D-1B(T) Off-Peak	1.03	0.08%	3,704.27	-		200.00	18.41	200.00	7.30	-	11.11
	51.60	**3.88%**	**9,270.00**	**186,103.24**							
Public Lighting - Tariff G											
G(I)	9.16	0.69%	425.00	13,029.28		0.00	24.01		20.63	0.00	3.38
Housing Colonies - Tariff H										0.00	
H(1)	0.61	0.05%	19.00	2,333.84	0.03%	0.00	24.01		20.63	-	3.38
AJK Bulk Supply											
A-3 (66) General Supply	116.96	8.79%	14,383.66	106,026.80	0.13%	0.00	22.55		19.51	-	3.04
Total	**1,330.33**	**100.00%**	**********	**1,684,827.19**	0.09%						

Sukkur Electric Power Company Ltd.

FORM - 27 (b)

SUKKUR ELECTRIC POWR COMPANY LTD.

Revenue & Subsidy Statement

FY 2024-25 (Oct)

Description	Oct-24	Sales Mix	No. of Consumers	Sanctioned Load	Load Factor	Determined & Notified Tariff FY 2019-20		GoP Notified Tariff FY 2019-20		Subsidy	
						Fixed Charge	Variable Charge	Fixed Charge	Variable Charge	Fixed Charge	Variable Charge
	(MkWh)	(%age)		(kW)	(%age)	(Rs/kW/M)	(Rs/kWh)	(Rs/kW/M)	(Rs/kWh)	(Rs/kW/M)	(Rs/kWh)
Residential - A1											
Upto - 50	5.10	1.42%	93,102.00	106,026.80	0.01%	75.00	4.00	75.00	3.95	0.00	0.05
1-100 GoP Tariff	77.42	21.47%	450,639.00	104,390.56		150.00	17.28	150.00	7.74		9.54
101 - 200 GoP Tariff	54.41	15.09%	119,536.00	176,039.97	0.04%	0.00	20.31		10.06	-	10.25
201 - 300 GoP Tariff	42.70	11.84%	76,084.00	98,175.66		0.00	23.00		12.15	-	10.85
301 - 700 GoP Tariff	24.35	6.75%	75,586.00	146,374.79	0.02%	0.00	24.61		19.55	-	5.06
Above -700 GoP	3.69	1.02%	26,480.00	46,954.85	0.01%	0.00	26.99		22.65	-	4.34
A-1B(03) T Peak	0.23	0.06%	-	26,754.25	0.00%	0.00	27.00		22.65	-	4.35
A-1B(03) T Off- Peak	1.23	0.34%	2,856.00	-		0.00	21.05		16.33	-	4.72
E-11(55) Temp.	0.00	0.00%	2.00	8.68		0.00	24.65		22.79	-	1.86
Sub-Total	**209.13**	58.00%	**844,285**	**704,726**						-	0.00
For Peak Load Requirement Upto 20 KW											
Commercial - A2A (04)	8.73	2.42%	120,691.34	132,383.29		175.00	26.93	175.00	19.95		6.98
A-2B(05)	1.64	0.45%	770.00	245.38	0.76%	440.00	24.83	440.00	21.63		3.20
A-2C (06) T Peak	2.75	0.76%	-	9,230.06		400.00	26.84	400.00	23.55		3.29
A-2C (06) T Off -Peak	13.34	3.70%	4,450.00	66,003.45		400.00	20.89	400.00	17.58	-	3.31
E-1ii(56) TEMP.		0.00%	-	-	#DIV/0!	50.00	36.93	50.00	20.34	-	16.59
Sub-Total	**26.46**	7.34%	**125,911.34**	**207,862.19**							
Industrial					#DIV/0!						
Industrial B-1 (07)	1.89	0.52%	4,654.00	66,293.54		0.00	28.41		17.23	-	11.18
B-1(09) PEAK	0.83	0.23%	-	46,136.38	0.00%	0.00	27.01		20.79		6.22
B-1(09) OFF-PEAK	8.28	2.30%	5,692.00	-		0.00	21.06		15.23		5.83
B-2A (10)	3.12	0.87%	805.00	72,555.27	0.00%	440.00	23.74	440.00	16.73	-	7.01
B-2B-(12) T Peak	4.25	1.18%	-	188,219.77		440.00	26.84	440.00	20.73		6.11
B-2B-(12) T Off-Peak	29.07	8.06%	2,654.00	-	#DIV/0!	440.00	20.69	440.00	15.02		5.67
B-3 (14) T Peak	0.57	0.16%	-	3,018.42		440.00	26.84	380.00	20.73		6.11
B-3 (14) T Off-Peak	3.08	0.85%	36.00	18,880.31	0.02%	420.00	18.59	420.00	14.93	-	3.66
B-4 (17) - Peak	0.34	0.09%	-	11,944.46	0.00%	420.00	26.40	420.00	20.73	-	5.67
B-4 (17) - Off Peak	2.20	0.61%	3.00	-	#DIV/0!	400.00	20.49	400.00	14.83	-	5.66
E-2 (58) Temp	0.17	0.05%	18.00	-	#DIV/0!	0.00	24.41		18.31	-	6.10
Sub-Total	**53.80**	14.92%	**13,917.00**	**407,048.15**							
Single Point Supply for Further Distribution											
C-1A (19)	0.51	0.14%	186.00	2,771.23		0.00	29.71		20.63	-	9.08
C-1B (25)	4.18	1.16%	175.00	18,303.06	0.03%	440.00	26.94	440.00	20.13	0.00	6.81
C-1C(26)T Peak	0.77	0.21%	20.00	11,620.23	0.01%	440.00	26.84	440.00	23.55		3.29
C-1C(26)T Off Peak	4.68	1.30%	155.00	-	#DIV/0!	440.00	20.89	440.00	16.95		3.94
C-2A (28)	1.68	0.46%	16.00	-	#DIV/0!	420.00	24.04	420.00	19.93	-	4.11
C-2B (29)T Peak	1.80	0.50%	40.00	7,424.33	0.03%	420.00	26.84	420.00	23.55	-	3.29
C-2B(29)T Off-Peak	9.23	2.56%	13.00	17,579.27		420.00	20.69	420.00	16.75	-	3.94
Sub-Total	**22.85**	6.34%	**605.00**	**57,698.13**							
Agriculture Tubewell - Tariff D											
Agriculture D-1A (41,42,43,44,46)	1.04	0.29%	2,126.59	92,554.53	0.00%	0.00	28.54		17.63	-	10.91
D2 (NOR)	2.13	0.59%	2,877.09	25,140.44	0.01%	200.00	26.85	200.00	20.55	-	6.30
D-1B(T) Peak	3.80	1.06%		61,886.10	0.01%	200.00	20.61	200.00	13.30	-	7.31
D-1B(T) Off-Peak	6.33	1.76%	38.35	-	#DIV/0!	200.00	22.91	200.00	5.35	-	17.56
D-1B(T) Peak (SUB)	0.41	0.11%	523.70	6,522.17		200.00	26.86	200.00	7.30	-	19.56
D-1B(T) Off-Peak	0.28	0.08%	3,704.27	-		200.00	18.41	200.00	7.30	-	11.11
	13.99	3.88%	**9,270.00**	**186,103.24**							
Public Lighting - Tariff G											
G(I)	2.48	0.69%	425.00	13,029.28		0.00	24.01		20.63	0.00	3.38
Housing Colonies - Tariff H										0.00	
H(1)	0.17	0.05%	19.00	2,333.84	0.01%	0.00	24.01		20.63	-	3.38
AJK Bulk Supply											
A-3 (66) General Supply	31.70	8.79%	14,383.66	106,026.80	0.03%	0.00	22.55		19.51	-	3.04
Total	**360.58**	**100.00%**	#########	**1,684,827.19**	0.02%						

Sukkur Electric Power Company Ltd.

FORM - 27 (b)

SUKKUR ELECTRIC POWR COMPANY LTD.

Revenue & Subsidy Statement

FY 2024-25 (Nov)

Description	Nov-24	Sales Mix	No. of Consumers	Sanctioned Load	Load Factor %	Determined & Notified Tariff FY 2019-20		GoP Notified Tariff FY 2019-20		Subsidy	
						Fixed Charge Rs.	Variable Charge Rs.	Fixed Charge	Variable Charge	Fixed Charge	Variable Charge
	(MkWh)	(%age)		(kW)	(%age)	(Rs/kW/M)	(Rs/kWh)	(Rs/kW/M)	(Rs/kWh)	(Rs/kW/M)	(Rs/kWh)
Residential - A1											
Upto - 50	3.69	1.42%	93,102.00	106,026.80	0.00%	75.00	4.00	75.00	3.95	0.00	0.05
1-100 GoP Tariff	55.94	21.47%	450,639.00	104,390.56		150.00	17.28	150.00	7.74		9.54
101 - 200 GoP Tariff	39.32	15.09%	119,536.00	176,039.97	0.03%	0.00	20.31		10.06	-	10.25
201 - 300 GoP Tariff	30.85	11.84%	76,084.00	98,175.66		0.00	23.00		12.15	-	10.85
301 - 700 GoP Tariff	17.59	6.75%	75,586.00	146,374.79	0.01%	0.00	24.61		19.55	-	5.06
Above -700 GoP	2.67	1.02%	26,480.00	46,954.85	0.01%	0.00	26.99		22.65	-	4.34
A-1B(03) T Peak	0.17	0.06%	-	26,754.25	0.00%	0.00	27.00		22.65	-	4.35
A-1B(03) T Off- Peak	0.89	0.34%	2,856.00	-		0.00	21.05		16.33	-	4.72
E-11(55) Temp.	0.00	0.00%	2.00	8.68		0.00	24.65		22.79	-	1.86
Sub-Total	**151.13**	**58.00%**	**844,285**	**704,726**						-	0.00
For Peak Load Requirement Upto 20 KW											
Commercial - A2A (04)	6.31	2.42%	120,691.34	132,383.29		175.00	26.93	175.00	19.95		6.98
A-2B(05)	1.18	0.45%	770.00	245.38	0.55%	440.00	24.83	440.00	21.63		3.20
A-2C (06) T Peak	1.99	0.76%	-	9,230.06		400.00	26.84	400.00	23.55		3.29
A-2C (06) T Off -Peak	9.64	3.70%	4,450.00	66,003.45		400.00	20.89	400.00	17.58	-	3.31
E-1ii(56) TEMP.		0.00%	-	-	#DIV/0!	50.00	36.93	50.00	20.34	-	16.59
Sub-Total	**19.12**	**7.34%**	**125,911.34**	**207,862.19**							
Industrial					#DIV/0!						
Industrial B-1 (07)	1.36	0.52%	4,654.00	66,293.54		0.00	28.41		17.23	-	11.18
B-1(09) PEAK	0.60	0.23%	-	46,136.38	0.00%	0.00	27.01		20.79		6.22
B-1(09) OFF-PEAK	5.98	2.30%	5,692.00	-		0.00	21.06		15.23		5.83
B-2A (10)	2.25	0.87%	805.00	72,555.27	0.00%	440.00	23.74	440.00	16.73	-	7.01
B-2B-(12) T Peak	3.07	1.18%	-	188,219.77		440.00	26.84	440.00	20.73		6.11
B-2B-(12) T Off-Peak	21.01	8.06%	2,654.00	-	#DIV/0!	440.00	20.69	440.00	15.02		5.67
B-3 (14) T Peak	0.41	0.16%	-	3,018.42		440.00	26.84	380.00	20.73		6.11
B-3 (14) T Off-Peak	2.23	0.85%	36.00	18,880.31	0.01%	420.00	18.59	420.00	14.93	-	3.66
B-4 (17) - Peak	0.24	0.09%	-	11,944.46	0.00%	420.00	26.40	420.00	20.73	-	5.67
B-4 (17) - Off Peak	1.59	0.61%	3.00	-	#DIV/0!	400.00	20.49	400.00	14.83	-	5.66
E-2 (58) Temp	0.12	0.05%	18.00	-	#DIV/0!	0.00	24.41		18.31	-	6.10
Sub-Total	**38.88**	**14.92%**	**13,917.00**	**407,048.15**							
Single Point Supply for Further Distribution											
C-1A (19)	0.37	0.14%	186.00	2,771.23		0.00	29.71		20.63	-	9.08
C-1B (25)	3.02	1.16%	175.00	18,303.06	0.02%	440.00	26.94	440.00	20.13	0.00	6.81
C-1C(26)T Peak	0.55	0.21%	20.00	11,620.23	0.01%	440.00	26.84	440.00	23.55		3.29
C-1C(26)T Off Peak	3.38	1.30%	155.00	-	#DIV/0!	440.00	20.89	440.00	16.95		3.94
C-2A (28)	1.21	0.46%	16.00	-	#DIV/0!	420.00	24.04	420.00	19.93	-	4.11
C-2B (29)T Peak	1.30	0.50%	40.00	7,424.33	0.02%	420.00	26.84	420.00	23.55	-	3.29
C-2B(29)T Off-Peak	6.67	2.56%	13.00	17,579.27		420.00	20.69	420.00	16.75	-	3.94
Sub-Total	**16.52**	**6.34%**	**605.00**	**57,698.13**							
Agriculture Tubewell - Tariff D											
Agriculture D-1A (41,42,43,44,46)	0.75	0.29%	2,126.59	92,554.53	0.00%	0.00	28.54		17.63	-	10.91
D2 (NOR)	1.54	0.59%	2,877.09	25,140.44	0.01%	200.00	26.85	200.00	20.55	-	6.30
D-1B(T) Peak	2.75	1.06%		61,886.10	0.01%	200.00	20.61	200.00	13.30	-	7.31
D-1B(T) Off-Peak	4.58	1.76%	38.35	-	#DIV/0!	200.00	22.91	200.00	5.35	-	17.56
D-1B(T) Peak (SUB)	0.29	0.11%	523.70	6,522.17		200.00	26.86	200.00	7.30	-	19.56
D-1B(T) Off-Peak	0.20	0.08%	3,704.27	-		200.00	18.41	200.00	7.30	-	11.11
	10.11	**3.88%**	**9,270.00**	**186,103.24**							
Public Lighting - Tariff G											
G(I)	1.79	0.69%	425.00	13,029.28		0.00	24.01		20.63	0.00	3.38
Housing Colonies - Tariff H										0.00	
H(1)	0.12	0.05%	19.00	2,333.84	0.01%	0.00	24.01		20.63	-	3.38
AJK Bulk Supply											
A-3 (66) General Supply	22.91	8.79%	14,383.66	106,026.80	0.02%	0.00	22.55		19.51	-	3.04
Total	**260.57**	**100.00%**	#########	**1,684,827.19**	0.02%						

Sukkur Electric Power Company Ltd.

FORM - 27 (b)

SUKKUR ELECTRIC POWR COMPANY LTD.

Revenue & Subsidy Statement

FY 2024-25 (Dec)

Description	Dec-24	Sales Mix	No. of Consumers	Sanctioned Load	Load Factor	Determined & Notified Tariff FY 2019-20		GoP Notified Tariff FY 2019-20		Subsidy	
						Fixed Charge	Variable Charge	Fixed Charge	Variable Charge	Fixed Charge	Variable Charge
	(Mk/Wh)	(%age)		(kW)	(%age)	(Rs/kW/M)	(Rs/kWh)	(Rs/kW/M)	(Rs/kWh)	(Rs/kW/M)	(Rs/kWh)
Residential - A1											
Upto - 50	3.42	1.42%	93,102.00	106,026.60	0.00%	75.00	4.00	75.00	3.95	0.00	0.05
1-100 GoP Tariff	51.83	21.47%	450,639.00	104,390.56		150.00	17.28	150.00	7.74		9.54
101 - 200 GoP Tariff	36.43	15.09%	119,536.00	176,039.97	0.02%	0.00	20.31		10.06	-	10.25
201 - 300 GoP Tariff	28.59	11.84%	76,084.00	98,175.66		0.00	23.00		12.15	-	10.85
301 - 700 GoP Tariff	16.30	6.75%	75,586.00	146,374.79	0.01%	0.00	24.61		19.55	-	5.06
Above -700 GoP	2.47	1.02%	26,480.00	46,954.85	0.01%	0.00	26.99		22.65	-	4.34
A-1B(03) T Peak	0.16	0.06%	-	26,754.25	0.00%	0.00	27.00		22.65	-	4.35
A-1B(03) T Off- Peak	0.82	0.34%	2,856.00	-		0.00	21.05		16.33	-	4.72
E-11(55) Temp.	0.00	0.00%	2.00	8.68		0.00	24.65		22.79	-	1.86
Sub-Total	**140.02**	58.00%	**844,285**	**704,726**						-	0.00
For Peak Load Requirement Upto 20 KW											
Commercial - A2A (04)	5.84	2.42%	120,691.34	132,383.29		175.00	26.93	175.00	19.95		6.98
A-2B(05)	1.10	0.45%	770.00	245.38	0.51%	440.00	24.83	440.00	21.63		3.20
A-2C (06) T Peak	1.84	0.76%	-	9,230.06		400.00	26.84	400.00	23.55		3.29
A-2C (06) T Off -Peak	8.93	3.70%	4,450.00	66,003.45		400.00	20.89	400.00	17.58	-	3.31
E-1ii(56) TEMP.		0.00%	-	-	#DIV/0!	50.00	36.93	50.00	20.34	-	16.59
Sub-Total	**17.72**	7.34%	**125,911.34**	**207,862.19**							
Industrial					#DIV/0!						
Industrial B-1 (07)	1.26	0.52%	4,654.00	66,293.54		0.00	28.41		17.23	-	11.18
B-1(09) PEAK	0.55	0.23%	-	46,136.38	0.00%	0.00	27.01		20.79		6.22
B-1(09) OFF-PEAK	5.54	2.30%	5,692.00	-		0.00	21.06		15.23		5.83
B-2A (10)	2.09	0.87%	805.00	72,555.27	0.00%	440.00	23.74	440.00	16.73	-	7.01
B-2B-(12) T Peak	2.84	1.18%	-	188,219.77		440.00	26.84	440.00	20.73		6.11
B-2B-(12) T Off-Peak	19.47	8.06%	2,654.00	-	#DIV/0!	440.00	20.69	440.00	15.02		5.67
B-3 (14) T Peak	0.38	0.16%	-	3,018.42		440.00	26.84	380.00	20.73		6.11
B-3 (14) T Off-Peak	2.06	0.85%	36.00	18,880.31	0.01%	420.00	18.59	420.00	14.93	-	3.66
B-4 (17) - Peak	0.23	0.09%	-	11,944.46	0.00%	420.00	26.40	420.00	20.73	-	5.67
B-4 (17) - Off Peak	1.47	0.61%	3.00	-	#DIV/0!	400.00	20.49	400.00	14.83	-	5.66
E-2 (58) Temp	0.11	0.05%	18.00	-	#DIV/0!	0.00	24.41		18.31	-	6.10
Sub-Total	**36.02**	14.92%	**13,917.00**	**407,048.15**							
Single Point Supply for Further Distribution											
C-1A (19)	0.34	0.14%	186.00	2,771.23		0.00	29.71		20.63	-	9.08
C-1B (25)	2.80	1.16%	175.00	18,303.06	0.02%	440.00	26.94	440.00	20.13	0.00	6.81
C-1C(26)T Peak	0.51	0.21%	20.00	11,620.23	0.01%	440.00	26.84	440.00	23.55		3.29
C-1C(26)T Off Peak	3.14	1.30%	155.00	-	#DIV/0!	440.00	20.89	440.00	16.95		3.94
C-2A (28)	1.12	0.46%	16.00	-	#DIV/0!	420.00	24.04	420.00	19.93	-	4.11
C-2B (29)T Peak	1.21	0.50%	40.00	7,424.33	0.02%	420.00	26.84	420.00	23.55	-	3.29
C-2B(29)T Off-Peak	6.18	2.56%	13.00	17,579.27		420.00	20.69	420.00	16.75	-	3.94
Sub-Total	**15.30**	6.34%	**605.00**	**57,698.13**							
Agriculture Tubewell - Tariff D											
Agriculture D-1A (41,42,43,44,46)	0.69	0.29%	2,126.59	92,554.53	0.00%	0.00	28.54		17.63	-	10.91
D2 (NOR)	1.42	0.59%	2,877.09	25,140.44	0.01%	200.00	26.85	200.00	20.55	-	6.30
D-1B(T) Peak	2.55	1.06%		61,886.10	0.00%	200.00	20.61	200.00	13.30	-	7.31
D-1B(T) Off-Peak	4.24	1.76%	38.35	-	#DIV/0!	200.00	22.91	200.00	5.35	-	17.56
D-1B(T) Peak (SUB)	0.27	0.11%	523.70	6,522.17		200.00	26.86	200.00	7.30	-	19.56
D-1B(T) Off-Peak	0.19	0.08%	3,704.27	-		200.00	18.41	200.00	7.30	-	11.11
	9.36	3.88%	**9,270.00**	**186,103.24**							
Public Lighting - Tariff G											
G(1)	1.66	0.69%	425.00	13,029.28		0.00	24.01		20.63	0.00	3.38
Housing Colonies - Tariff H										0.00	
H(1)	0.11	0.05%	19.00	2,333.84	0.01%	0.00	24.01		20.63	-	3.38
AJK Bulk Supply											
A-3 (66) General Supply	21.23	8.79%	14,383.66	106,026.80	0.02%	0.00	22.55		19.51	-	3.04
Total	**241.43**	**100.00%**	#########	**1,684,827.19**	0.02%						

Sukkur Electric Power Company Ltd.

FORM - 27 (b)

SUKKUR ELECTRIC POWR COMPANY LTD.

Revenue & Subsidy Statement

FY 2023-24 (2nd Qtr)

Description	2nd Qtr	Sales Mix	No. of Consumers	Sanctioned Load	Load Factor	Determined & Notified Tariff FY 2019-20		GoP Notified Tariff FY 2019-20		Subsidy	
						Fixed Charge	Variable Charge	Fixed Charge	Variable Charge	Fixed Charge	Variable Charge
	(MkWh)	(%age)		(kW)	(%age)	(Rs/kW/M)	(Rs/kWh)	(Rs/kW/M)	(Rs/kWh)	(Rs/kW/M)	(Rs/kWh)
Residential - A1											
Upto - 50	12.21	1.42%	93,102.00	106,026.80	0.01%	75.00	4.00	75.00	3.95	0.00	0.05
1-100 GoP Tariff	185.19	21.47%	450,639.00	104,390.56		150.00	17.28	150.00	7.74		9.54
101 - 200 GoP Tariff	130.17	15.09%	119,536.00	176,039.97	0.08%	0.00	20.31		10.06	-	10.25
201 - 300 GoP Tariff	102.14	11.84%	76,084.00	98,175.66		0.00	23.00		12.15	-	10.85
301 - 700 GoP Tariff	58.24	6.75%	75,586.00	146,374.79	0.05%	0.00	24.61		19.55	-	5.06
Above -700 GoP	8.83	1.02%	26,480.00	46,954.85	0.02%	0.00	26.99		22.65	-	4.34
A-1B(03) T Peak	0.56	0.06%	-	26,754.25	0.00%	0.00	27.00		22.65	-	4.35
A-1B(03) T Off- Peak	2.94	0.34%	2,856.00	-		0.00	21.05		16.33	-	4.72
E-11(55) Temp.	0.00	0.00%	2.00	8.68		0.00	24.65		22.79	-	1.86
Sub-Total	**500.28**	58.00%	**844,285**	**704,726**						-	0.00
For Peak Load Requirement Upto 20 KW											
Commercial - A2A (04)	20.88	2.42%	120,691.34	132,383.29		175.00	26.93	175.00	19.95		6.98
A-2B(05)	3.92	0.45%	770.00	245.38	1.82%	440.00	24.83	440.00	21.63		3.20
A-2C (06) T Peak	6.58	0.76%	-	9,230.06		400.00	26.84	400.00	23.55		3.29
A-2C (06) T Off -Peak	31.92	3.70%	4,450.00	66,003.45		400.00	20.89	400.00	17.58	-	3.31
E-1ii(56) TEMP.	-	0.00%	-	-	#DIV/0!	50.00	36.93	50.00	20.34	-	16.59
Sub-Total	**63.30**	7.34%	**125,911.34**	**207,862.19**							
Industrial					#DIV/0!						
Industrial B-1 (07)	4.51	0.52%	4,654.00	66,293.54		0.00	28.41		17.23	-	11.18
B-1(09) PEAK	1.98	0.23%	-	46,136.38	0.00%	0.00	27.01		20.79		6.22
B-1(09) OFF-PEAK	19.81	2.30%	5,692.00	-		0.00	21.06		15.23		5.83
B-2A (10)	7.47	0.87%	805.00	72,555.27	0.01%	440.00	23.74	440.00	16.73	-	7.01
B-2B-(12) T Peak	10.16	1.18%	-	188,219.77		440.00	26.84	440.00	20.73		6.11
B-2B-(12) T Off-Peak	69.55	8.06%	2,654.00	-	#DIV/0!	440.00	20.69	440.00	15.02		5.67
B-3 (14) T Peak	1.37	0.16%	-	3,018.42		440.00	26.84	380.00	20.73		6.11
B-3 (14) T Off-Peak	7.37	0.85%	36.00	18,880.31	0.04%	420.00	18.59	420.00	14.93	-	3.66
B-4 (17) - Peak	0.81	0.09%	-	11,944.46	0.01%	420.00	26.40	420.00	20.73	-	5.67
B-4 (17) - Off Peak	5.26	0.61%	3.00	-	#DIV/0!	400.00	20.49	400.00	14.83	-	5.66
E-2 (58) Temp	0.40	0.05%	18.00	-	#DIV/0!	0.00	24.41		18.31	-	6.10
Sub-Total	**128.70**	14.92%	**13,917.00**	**407,048.15**							
Single Point Supply for Further Distribution											
C-1A (19)	1.23	0.14%	186.00	2,771.23		0.00	29.71		20.63	-	9.08
C-1B (25)	10.01	1.16%	175.00	18,303.06	0.06%	440.00	26.94	440.00	20.13	0.00	6.81
C-1C(26)T Peak	1.84	0.21%	20.00	11,620.23	0.02%	440.00	26.84	440.00	23.55		3.29
C-1C(26)T Off Peak	11.20	1.30%	155.00	-	#DIV/0!	440.00	20.89	440.00	16.95		3.94
C-2A (28)	4.01	0.46%	16.00	-	#DIV/0!	420.00	24.04	420.00	19.93	-	4.11
C-2B (29)T Peak	4.31	0.50%	40.00	7,424.33	0.07%	420.00	26.84	420.00	23.55	-	3.29
C-2B(29)T Off-Peak	22.08	2.56%	13.00	17,579.27		420.00	20.69	420.00	16.75	-	3.94
Sub-Total	**54.67**	6.34%	**605.00**	**57,698.13**							
Agriculture Tubewell - Tariff D											
Agriculture D-1A (41,42,43,44,46)	2.48	0.29%	2,126.59	92,554.53	0.00%	0.00	28.54		17.63	-	10.91
D2 (NOR)	5.09	0.59%	2,877.09	25,140.44	0.02%	200.00	26.85	200.00	20.55	-	6.30
D-1B(T) Peak	9.10	1.06%		61,886.10	0.02%	200.00	20.61	200.00	13.30	-	7.31
D-1B(T) Off-Peak	15.15	1.76%	38.35	-	#DIV/0!	200.00	22.91	200.00	5.35	-	17.56
D-1B(T) Peak (SUB)	0.97	0.11%	523.70	6,522.17		200.00	26.86	200.00	7.30	-	19.56
D-1B(T) Off-Peak	0.67	0.08%	3,704.27	-		200.00	18.41	200.00	7.30	-	11.11
	33.46	3.88%	**9,270.00**	**186,103.24**							
Public Lighting - Tariff G											
G(I)	5.94	0.69%	425.00	13,029.28		0.00	24.01		20.63	0.00	3.38
Housing Colonies - Tariff H										0.00	
H(1)	0.40	0.05%	19.00	2,333.84	0.02%	0.00	24.01		20.63	-	3.38
AJK Bulk Supply											
A-3 (66) General Supply	75.83	8.79%	14,383.66	106,026.80	0.08%	0.00	22.55		19.51	-	3.04
Total	**862.58**	**100.00%**	#########	**1,684,827.19**	0.06%						

Sukkur Electric Power Company Ltd.

FORM - 27 (b)

SUKKUR ELECTRIC POWR COMPANY LTD.

Revenue & Subsidy Statement

FY 2024-25 (Jan)

Description	Jan-25	Sales Mix	No. of Consumers	Sanctioned Load	Load Factor	Determined & Notified Tariff FY 2019-20		GoP Notified Tariff FY 2019-20		Subsidy	
						Fixed Charge	Variable Charge	Fixed Charge	Variable Charge	Fixed Charge	Variable Charge
	(Mk/Wh)	(%age)		(kW)	(%age)	(Rs/kW/M)	(Rs/kWh)	(Rs/kW/M)	(Rs/kWh)	(Rs/kW/M)	(Rs/kWh)
Residential - A1											
Upto - 50	3.29	1.42%	93,102.00	106,026.80	0.00%	75.00	4.00	75.00	3.95	0.00	0.05
1-100 GoP Tariff	49.84	21.47%	450,639.00	104,390.56		150.00	17.28	150.00	7.74		9.54
101 - 200 GoP Tariff	35.03	15.09%	119,536.00	176,039.97	0.02%	0.00	20.31		10.06	-	10.25
201 - 300 GoP Tariff	27.49	11.84%	76,084.00	98,175.66		0.00	23.00		12.15	-	10.85
301 - 700 GoP Tariff	15.67	6.75%	75,586.00	146,374.79	0.01%	0.00	24.61		19.55	-	5.06
Above -700 GoP	2.38	1.02%	26,480.00	46,954.85	0.01%	0.00	26.99		22.65	-	4.34
A-1B(03) T Peak	0.15	0.06%	-	26,754.25	0.00%	0.00	27.00		22.65	-	4.35
A-1B(03) T Off- Peak	0.79	0.34%	2,856.00	-		0.00	21.05		16.33	-	4.72
E-11(55) Temp.	0.00	0.00%	2.00	8.68		0.00	24.65		22.79	-	1.86
Sub-Total	**134.65**	58.00%	**844,285**	**704,726**						-	0.00
For Peak Load Requirement Upto 20 KW											
Commercial - A2A (04)	5.62	2.42%	120,691.34	132,383.29		175.00	26.93	175.00	19.95		6.98
A-2B(05)	1.05	0.45%	770.00	245.38	0.49%	440.00	24.83	440.00	21.63		3.20
A-2C (06) T Peak	1.77	0.76%	-	9,230.06		400.00	26.84	400.00	23.55		3.29
A-2C (06) T Off -Peak	8.59	3.70%	4,450.00	66,003.45		400.00	20.89	400.00	17.58	-	3.31
E-1ii(56) TEMP.		0.00%	-	-	#DIV/0!	50.00	36.93	50.00	20.34	-	16.59
Sub-Total	**17.04**	7.34%	**125,911.34**	**207,862.19**							
Industrial					#DIV/0!						
Industrial B-1 (07)	1.21	0.52%	4,654.00	66,293.54		0.00	28.41		17.23	-	11.18
B-1(09) PEAK	0.53	0.23%	-	46,136.38	0.00%	0.00	27.01		20.79		6.22
B-1(09) OFF-PEAK	5.33	2.30%	5,692.00	-		0.00	21.06		15.23		5.83
B-2A (10)	2.01	0.87%	805.00	72,555.27	0.00%	440.00	23.74	440.00	16.73	-	7.01
B-2B-(12) T Peak	2.73	1.18%	-	188,219.77		440.00	26.84	440.00	20.73		6.11
B-2B-(12) T Off-Peak	18.72	8.06%	2,654.00	-	#DIV/0!	440.00	20.69	440.00	15.02		5.67
B-3 (14) T Peak	0.37	0.16%	-	3,018.42		440.00	26.84	380.00	20.73		6.11
B-3 (14) T Off-Peak	1.98	0.85%	36.00	18,880.31	0.01%	420.00	18.59	420.00	14.93	-	3.66
B-4 (17) - Peak	0.22	0.09%	-	11,944.46	0.00%	420.00	26.40	420.00	20.73	-	5.67
B-4 (17) - Off Peak	1.41	0.61%	3.00	-	#DIV/0!	400.00	20.49	400.00	14.83	-	5.66
E-2 (58) Temp	0.11	0.05%	18.00	-	#DIV/0!	0.00	24.41		18.31	-	6.10
Sub-Total	**34.64**	14.92%	**13,917.00**	**407,048.15**							
Single Point Supply for Further Distribution											
C-1A (19)	0.33	0.14%	186.00	2,771.23		0.00	29.71		20.63	-	9.08
C-1B (25)	2.69	1.16%	175.00	18,303.06	0.02%	440.00	26.94	440.00	20.13	0.00	6.81
C-1C(26)T Peak	0.49	0.21%	20.00	11,620.23	0.00%	440.00	26.84	440.00	23.55		3.29
C-1C(26)T Off Peak	3.02	1.30%	155.00	-	#DIV/0!	440.00	20.89	440.00	16.95		3.94
C-2A (28)	1.08	0.46%	16.00	-	#DIV/0!	420.00	24.04	420.00	19.93	-	4.11
C-2B (29)T Peak	1.16	0.50%	40.00	7,424.33	0.02%	420.00	26.84	420.00	23.55	-	3.29
C-2B(29)T Off-Peak	5.94	2.56%	13.00	17,579.27		420.00	20.69	420.00	16.75	-	3.94
Sub-Total	**14.71**	6.34%	**605.00**	**57,698.13**							
Agriculture Tubewell - Tariff D											
Agriculture D-1A (41,42,43,44,46)	0.67	0.29%	2,126.59	92,554.53	0.00%	0.00	28.54		17.63	-	10.91
D2 (NOR)	1.37	0.59%	2,877.09	25,140.44	0.01%	200.00	26.85	200.00	20.55	-	6.30
D-1B(T) Peak	2.45	1.06%		61,886.10	0.00%	200.00	20.61	200.00	13.30	-	7.31
D-1B(T) Off-Peak	4.08	1.76%	38.35	-	#DIV/0!	200.00	22.91	200.00	5.35	-	17.56
D-1B(T) Peak (SUB)	0.26	0.11%	523.70	6,522.17		200.00	26.86	200.00	7.30	-	19.56
D-1B(T) Off-Peak	0.18	0.08%	3,704.27	-		200.00	18.41	200.00	7.30	-	11.11
	9.01	3.88%	**9,270.00**	**186,103.24**							
Public Lighting - Tariff G											
G(I)	1.60	0.69%	425.00	13,029.28		0.00	24.01		20.63	0.00	3.38
Housing Colonies - Tariff H										0.00	
H(1)	0.11	0.05%	19.00	2,333.84	0.01%	0.00	24.01		20.63	-	3.38
AJK Bulk Supply											
A-3 (66) General Supply	20.41	8.79%	14,383.66	106,026.80	0.02%	0.00	22.55		19.51	-	3.04
Total	**232.16**	**100.00%**	#########	**1,684,827.19**	0.02%						

Sukkur Electric Power Company Ltd.

FORM - 27 (b)

SUKKUR ELECTRIC POWR COMPANY LTD.

Revenue & Subsidy Statement

FY 2024-25 (Feb)

Description	Feb-25 w.e.f.	Sales Mix	No. of Consumers	Sanctioned Load	Load Factor	Determined & Notified Tariff FY 2019-20		GoP Notified Tariff FY 2019-20		Subsidy	
						Fixed Charge	Variable Charge	Fixed Charge	Variable Charge	Fixed Charge	Variable Charge
	(MkWh)	(%age)		(kW)	(%age)	(Rs/kW/M)	(Rs/kWh)	(Rs/kW/M)	(Rs/kWh)	(Rs/kW/M)	(Rs/kWh)
Residential - A1											
Upto - 50	2.85	1.42%	93,102.00	106,026.80	0.00%	75.00	4.00	75.00	3.95	0.00	0.05
1-100 GoP Tariff	43.26	21.47%	450,639.00	104,390.56		150.00	17.28	150.00	7.74		9.54
101 - 200 GoP Tariff	30.41	15.09%	119,536.00	176,039.97	0.02%	0.00	20.31		10.06	-	10.25
201 - 300 GoP Tariff	23.86	11.84%	76,084.00	98,175.56		0.00	23.00		12.15	-	10.85
301 - 700 GoP Tariff	13.60	6.75%	75,586.00	146,374.79	0.01%	0.00	24.61		19.55	-	5.06
Above -700 GoP	2.06	1.02%	26,480.00	46,954.85	0.01%	0.00	26.99		22.65	-	4.34
A-1B(03) T Peak	0.13	0.06%	-	26,754.25	0.00%	0.00	27.00		22.65	-	4.35
A-1B(03) T Off- Peak	0.69	0.34%	2,856.00	-		0.00	21.05		16.33	-	4.72
E-11(55) Temp.	0.00	0.00%	2.00	8.68		0.00	24.65		22.79	-	1.86
Sub-Total	**116.86**	58.00%	**844,285**	**704,726**						-	0.00
For Peak Load Requirement Upto 20 KW											
Commercial - A2A (04)	4.88	2.42%	120,691.34	132,383.29		175.00	26.93	175.00	19.95		6.98
A-2B(05)	0.91	0.45%	770.00	245.38	0.43%	440.00	24.83	440.00	21.63		3.20
A-2C (06) T Peak	1.54	0.76%	-	9,230.06		400.00	26.84	400.00	23.55		3.29
A-2C (06) T Off -Peak	7.46	3.70%	4,450.00	66,003.45		400.00	20.89	400.00	17.58	-	3.31
E-1ii(56) TEMP.		0.00%	-	-	#DIV/0!	50.00	36.93	50.00	20.34	-	16.59
Sub-Total	**14.78**	7.34%	**125,911.34**	**207,862.19**							
Industrial					#DIV/0!						
Industrial B-1 (07)	1.05	0.52%	4,654.00	66,293.54		0.00	28.41		17.23	-	11.18
B-1(09) PEAK	0.46	0.23%	-	46,136.38	0.00%	0.00	27.01		20.79		6.22
B-1(09) OFF-PEAK	4.63	2.30%	5,692.00	-		0.00	21.06		15.23		5.83
B-2A (10)	1.75	0.87%	805.00	72,555.27	0.00%	440.00	23.74	440.00	16.73	-	7.01
B-2B-(12) T Peak	2.37	1.18%	-	138,219.77		440.00	26.84	440.00	20.73		6.11
B-2B-(12) T Off-Peak	16.25	8.06%	2,654.00	-	#DIV/0!	440.00	20.89	440.00	15.02		5.87
B-3 (14) T Peak	0.32	0.16%	-	3,018.42		440.00	26.84	380.00	20.73		6.11
B-3 (14) T Off-Peak	1.72	0.85%	36.00	13,880.31	0.01%	420.00	18.59	420.00	14.93	-	3.66
B-4 (17) - Peak	0.19	0.09%	-	11,944.46	0.00%	420.00	26.40	420.00	20.73	-	5.67
B-4 (17) - Off Peak	1.23	0.61%	3.00	-	#DIV/0!	400.00	20.49	400.00	14.83	-	5.66
E-2 (58) Temp	0.09	0.05%	18.00	-	#DIV/0!	0.00	24.41		18.31	-	6.10
Sub-Total	**30.06**	14.92%	**13,917.00**	**407,048.15**							
Single Point Supply for Further Distribution											
C-1A (19)	0.29	0.14%	186.00	2,771.23		0.00	29.71		20.63	-	9.08
C-1B (25)	2.34	1.15%	175.00	18,303.06	0.01%	440.00	26.94	440.00	20.13	0.00	6.81
C-1C(26)T Peak	0.43	0.21%	20.00	11,620.23	0.00%	440.00	26.84	440.00	23.55		3.29
C-1C(26)T Off Peak	2.62	1.30%	155.00	-	#DIV/0!	440.00	20.89	440.00	16.95		3.94
C-2A (28)	0.94	0.46%	16.00	-	#DIV/0!	420.00	24.04	420.00	19.93	-	4.11
C-2B (29)T Peak	1.01	0.50%	40.00	7,424.33	0.02%	420.00	26.84	420.00	23.55	-	3.29
C-2B(29)T Off-Peak	5.16	2.56%	13.00	17,579.27		420.00	20.69	420.00	16.75	-	3.94
Sub-Total	**12.77**	6.34%	**605.00**	**57,698.13**							
Agriculture Tubewell - Tariff D											
Agriculture D-1A (41,42,43,44,46)	0.58	0.29%	2,126.59	92,554.53	0.00%	0.00	28.54		17.63	-	10.91
D2 (NOR)	1.19	0.59%	2,877.09	25,140.44	0.01%	200.00	26.85	200.00	20.55	-	6.30
D-1B(T) Peak	2.13	1.06%		61,886.10	0.00%	200.00	20.61	200.00	13.30	-	7.31
D-1B(T) Off-Peak	3.54	1.76%	38.35	-	#DIV/0!	200.00	22.91	200.00	5.35	-	17.56
D-1B(T) Peak (SUB)	0.23	0.11%	523.70	6,522.17		200.00	26.86	200.00	7.30	-	19.56
D-1B(T) Off-Peak	0.16	0.08%	3,704.27	-		200.00	18.41	200.00	7.30	-	11.11
	7.82	3.88%	**9,270.00**	**186,103.24**							
Public Lighting - Tariff G											
G(I)	1.39	0.69%	425.00	13,029.28		0.00	24.01		20.63	0.00	3.38
Housing Colonies - Tariff H										0.00	
H(1)	0.09	0.05%	19.00	2,333.84	0.00%	0.00	24.01		20.63	-	3.38
AJK Bulk Supply											
A-3 (66) General Supply	17.71	8.79%	14,383.66	106,025.80	0.02%	0.00	22.55		19.51	-	3.04
Total	**201.48**	**100.00%**	#########	**1,684,827.19**	0.01%						

Sukkur Electric Power Company Ltd.

FORM - 27 (b)

SUKKUR ELECTRIC POWR COMPANY LTD.

Revenue & Subsidy Statement

FY 2024-25 (Mar)

Description	Mar-25	Sales Mix	No. of Consumers	Sanctioned Load	Load Factor	Determined & Notified Tariff FY 2019-20		GoP Notified Tariff FY 2019-20		Subsidy	
						Fixed Charge	Variable Charge	Fixed Charge	Variable Charge	Fixed Charge	Variable Charge
	(MkWh)	(%age)		(kW)	(%age)	(Rs/kW/M)	(Rs/kWh)	(Rs/kW/M)	(Rs/kWh)	(Rs/kW/M)	(Rs/kWh)
Residential - A1											
Upto - 50	3.27	1.42%	93,102.00	106,026.80	0.00%	75.00	4.00	75.00	3.95	0.00	0.05
1-100 GoP Tariff	49.59	21.47%	450,539.00	104,390.56		150.00	17.28	150.00	7.74		9.54
101 - 200 GoP Tariff	34.85	15.09%	119,536.00	176,039.97	0.02%	0.00	20.31		10.06	-	10.25
201 - 300 GoP Tariff	27.35	11.84%	76,084.00	98,175.66		0.00	23.00		12.15	-	10.85
301 - 700 GoP Tariff	15.59	6.75%	75,586.00	146,374.79	0.01%	0.00	24.61		19.55	-	5.06
Above -700 GoP	2.37	1.02%	26,480.00	46,954.85	0.01%	0.00	26.99		22.65	-	4.34
A-1B(03) T Peak	0.15	0.06%	-	26,754.25	0.00%	0.00	27.00		22.65	-	4.35
A-1B(03) T Off- Peak	0.79	0.34%	2,856.00	-		0.00	21.05		16.33	-	4.72
E-11(55) Temp.	0.00	0.00%	2.00	8.68		0.00	24.65		22.79	-	1.86
Sub-Total	**133.95**	58.00%	**844,285**	**704,726**						-	0.00
For Peak Load Requirement Upto 20 KW											
Commercial - A2A (04)	5.59	2.42%	120,691.34	132,383.29		175.00	26.93	175.00	19.95		6.98
A-2B(05)	1.05	0.45%	770.00	245.38	0.49%	440.00	24.83	440.00	21.63		3.20
A-2C (06) T Peak	1.76	0.76%	-	9,230.06		400.00	26.84	400.00	23.55		3.29
A-2C (06) T Off -Peak	8.55	3.70%	4,450.00	66,003.45		400.00	20.89	400.00	17.58	-	3.31
E-1ii(56) TEMP.		0.00%	-	-	#DIV/0!	50.00	36.93	50.00	20.34	-	16.59
Sub-Total	**16.95**	7.34%	**125,911.34**	**207,862.19**							
Industrial					#DIV/0!						
Industrial B-1 (07)	1.21	0.52%	4,654.00	66,293.54		0.00	28.41		17.23	-	11.18
B-1(09) PEAK	0.53	0.23%	-	46,136.38	0.00%	0.00	27.01		20.79		6.22
B-1(09) OFF-PEAK	5.30	2.30%	5,692.00	-		0.00	21.06		15.23		5.83
B-2A (10)	2.00	0.87%	805.00	72,555.27	0.00%	440.00	23.74	440.00	16.73	-	7.01
B-2B-(12) T Peak	2.72	1.18%	-	188,219.77		440.00	26.84	440.00	20.73		6.11
B-2B-(12) T Off-Peak	18.62	8.06%	2,654.00	-	#DIV/0!	440.00	20.69	440.00	15.02		5.67
B-3 (14) T Peak	0.37	0.16%	-	3,018.42		440.00	26.84	380.00	20.73		6.11
B-3 (14) T Off-Peak	1.97	0.85%	36.00	18,880.31	0.01%	420.00	18.59	420.00	14.93	-	3.66
B-4 (17) - Peak	0.22	0.09%	-	11,944.46	0.00%	420.00	26.40	420.00	20.73	-	5.67
B-4 (17) - Off Peak	1.41	0.61%	3.00	-	#DIV/0!	400.00	20.49	400.00	14.83	-	5.66
E-2 (58) Temp	0.11	0.05%	18.00	-	#DIV/0!	0.00	24.41		18.31	-	6.10
Sub-Total	**34.46**	14.92%	**13,917.00**	**407,048.15**							
Single Point Supply for Further Distribution											
C-1A (19)	0.33	0.14%	186.00	2,771.23		0.00	29.71		20.63	-	9.08
C-1B (25)	2.68	1.16%	175.00	18,303.06	0.02%	440.00	26.94	440.00	20.13	0.00	6.81
C-1C(26)T Peak	0.49	0.21%	20.00	11,620.23	0.00%	440.00	26.84	440.00	23.55		3.29
C-1C(26)T Off Peak	3.00	1.30%	155.00	-	#DIV/0!	440.00	20.89	440.00	16.95		3.94
C-2A (28)	1.07	0.46%	16.00	-	#DIV/0!	420.00	24.04	420.00	19.93	-	4.11
C-2B (29)T Peak	1.15	0.50%	40.00	7,424.33	0.02%	420.00	26.84	420.00	23.55	-	3.29
C-2B(29)T Off-Peak	5.91	2.56%	13.00	17,579.27		420.00	20.69	420.00	16.75	-	3.94
Sub-Total	**14.64**	6.34%	**605.00**	**57,698.13**							
Agriculture Tubewell - Tariff D											
Agriculture D-1A (41,42,43,44,46)	0.66	0.29%	2,126.59	92,554.53	0.00%	0.00	28.54		17.63	-	10.91
D2 (NOR)	1.36	0.59%	2,877.09	25,140.44	0.01%	200.00	26.85	200.00	20.55	-	6.30
D-1B(T) Peak	2.44	1.06%		61,886.10	0.00%	200.00	20.61	200.00	13.30	-	7.31
D-1B(T) Off-Peak	4.06	1.76%	38.35	-	#DIV/0!	200.00	22.91	200.00	5.35	-	17.56
D-1B(T) Peak (SUB)	0.26	0.11%	523.70	6,522.17		200.00	26.86	200.00	7.30	-	19.56
D-1B(T) Off-Peak	0.18	0.08%	3,704.27	-		200.00	18.41	200.00	7.30	-	11.11
	8.96	3.88%	**9,270.00**	**186,103.24**							
Public Lighting - Tariff G											
G(I)	1.59	0.69%	425.00	13,029.28		0.00	24.01		20.63	0.00	3.38
Housing Colonies - Tariff H										0.00	
H(1)	0.11	0.05%	19.00	2,333.84	0.01%	0.00	24.01		20.63	-	3.38
AJK Bulk Supply											
A-3 (66) General Supply	20.30	8.79%	14,383.66	106,026.80	0.02%	0.00	22.55		19.51	-	3.04
Total	**230.96**	**100.00%**	#########	**1,684,827.19**	0.02%						

Sukkur Electric Power Company Ltd.

FORM - 27 (b)

SUKKUR ELECTRIC POWR COMPANY LTD.

Revenue & Subsidy Statement

FY 2024-25 (3rd Qtr)

Description	3rd Qtr.	Sales Mix	No. of Consumers	Sanctioned Load	Load Factor	Determined & Notified Tariff FY 2019-20		GoP Notified Tariff FY 2019-20		Subsidy	
						Fixed Charge	Variable Charge	Fixed Charge	Variable Charge	Fixed Charge	Variable Charge
	(MkWh)	(%age)		(kW)	(%age)	(Rs/kW/M)	(Rs/kWh)	(Rs/kW/M)	(Rs/kWh)	(Rs/kW/M)	(Rs/kWh)
Residential - A1											
Upto - 50	9.41	1.42%	93,102.00	106,026.80	0.01%	75.00	4.00	75.00	3.95	0.00	0.05
1-100 GoP Tariff	142.69	21.47%	450,639.00	104,390.56		150.00	17.28	150.00	7.74		9.54
101 - 200 GoP Tariff	100.29	15.09%	119,536.00	176,039.97	0.07%	0.00	20.31		10.06	-	10.25
201 - 300 GoP Tariff	78.69	11.84%	76,084.00	98,175.66		0.00	23.00		12.15	-	10.85
301 - 700 GoP Tariff	44.87	6.75%	75,586.00	146,374.79	0.03%	0.00	24.61		19.55	-	5.06
Above -700 GoP	6.81	1.02%	26,480.00	46,954.85	0.02%	0.00	26.99		22.65	-	4.34
A-1B(03) T Peak	0.43	0.06%	-	26,754.25	0.00%	0.00	27.00		22.65	-	4.35
A-1B(03) T Off- Peak	2.26	0.34%	2,856.00	-		0.00	21.05		16.33	-	4.72
E-11(55) Temp.	0.00	0.00%	2.00	8.68		0.00	24.65		22.79	-	1.86
Sub-Total	**385.45**	**58.00%**	**844,285**	**704,726**						-	0.00
For Peak Load Requirement Upto 20 KW											
Commercial - A2A (04)	16.09	2.42%	120,691.34	132,383.29		175.00	26.93	175.00	19.95		6.98
A-2B(05)	3.02	0.45%	770.00	245.38	1.40%	440.00	24.83	440.00	21.63		3.20
A-2C (06) T Peak	5.07	0.76%	-	9,230.06		400.00	26.84	400.00	23.55		3.29
A-2C (06) T Off -Peak	24.60	3.70%	4,450.00	66,003.45		400.00	20.89	400.00	17.58	-	3.31
E-1ii(56) TEMP.	-	0.00%	-	-	#DIV/0!	50.00	36.93	50.00	20.34	-	16.59
Sub-Total	**48.77**	**7.34%**	**125,911.34**	**207,862.19**							
Industrial					#DIV/0!						
Industrial B-1 (07)	3.48	0.52%	4,654.00	66,293.54		0.00	28.41		17.23	-	11.18
B-1(09) PEAK	1.52	0.23%	-	46,136.38	0.00%	0.00	27.01		20.79		6.22
B-1(09) OFF-PEAK	15.26	2.30%	5,692.00	-		0.00	21.06		15.23		5.83
B-2A (10)	5.76	0.87%	805.00	72,555.27	0.01%	440.00	23.74	440.00	16.73	-	7.01
B-2B-(12) T Peak	7.83	1.18%	-	188,219.77		440.00	26.84	440.00	20.73		6.11
B-2B-(12) T Off-Peak	53.59	8.06%	2,554.00	-	#DIV/0!	440.00	20.69	440.00	15.02		5.67
B-3 (14) T Peak	1.05	0.16%	-	3,018.42		440.00	26.84	380.00	20.73		6.11
B-3 (14) T Off-Peak	5.68	0.85%	36.00	18,880.31	0.03%	420.00	18.59	420.00	14.93	-	3.66
B-4 (17) - Peak	0.62	0.09%	-	11,944.46	0.01%	420.00	26.40	420.00	20.73	-	5.67
B-4 (17) - Off Peak	4.05	0.61%	3.00	-	#DIV/0!	400.00	20.49	400.00	14.83	-	5.66
E-2 (58) Temp	0.31	0.05%	18.00	-	#DIV/0!	0.00	24.41		18.31	-	6.10
Sub-Total	**99.16**	**14.92%**	**13,917.00**	**407,048.15**							
Single Point Supply for Further Distribution											
C-1A (19)	0.95	0.14%	186.00	2,771.23		0.00	29.71		20.63	-	9.08
C-1B (25)	7.71	1.16%	175.00	18,303.06	0.05%	440.00	26.94	440.00	20.13	0.00	6.81
C-1C(26)T Peak	1.41	0.21%	20.00	11,620.23	0.01%	440.00	26.84	440.00	23.55		3.29
C-1C(26)T Off Peak	8.63	1.30%	155.00	-	#DIV/0!	440.00	20.89	440.00	16.95		3.94
C-2A (28)	3.09	0.46%	16.00	-	#DIV/0!	420.00	24.04	420.00	19.93	-	4.11
C-2B (29)T Peak	3.32	0.50%	40.00	7,424.33	0.05%	420.00	26.84	420.00	23.55	-	3.29
C-2B(29)T Off-Peak	17.01	2.56%	13.00	17,579.27		420.00	20.69	420.00	16.75	-	3.94
Sub-Total	**42.12**	**6.34%**	**605.00**	**57,698.13**							
Agriculture Tubewell - Tariff D											
Agriculture D-1A (41,42,43,44,46)	1.91	0.29%	2,126.59	92,554.53	0.00%	0.00	28.54		17.63	-	10.91
D2 (NOR)	3.92	0.59%	2,877.09	25,140.44	0.02%	200.00	26.85	200.00	20.55	-	6.30
D-1B(T) Peak	7.01	1.06%		61,886.10	0.01%	200.00	20.61	200.00	13.30	-	7.31
D-1B(T) Off-Peak	11.67	1.76%	38.35	-	#DIV/0!	200.00	22.91	200.00	5.35	-	17.56
D-1B(T) Peak (SUB)	0.75	0.11%	523.70	6,522.17		200.00	26.86	200.00	7.30	-	19.56
D-1B(T) Off-Peak	0.52	0.08%	3,704.27	-		200.00	18.41	200.00	7.30	-	11.11
	25.78	**3.88%**	**9,270.00**	**186,103.24**							
Public Lighting - Tariff G											
G(I)	4.58	0.69%	425.00	13,029.28		0.00	24.01		20.63	0.00	3.38
Housing Colonies - Tariff H										0.00	
H(1)	0.31	0.05%	19.00	2,333.84	0.01%	0.00	24.01		20.63	-	3.38
AJK Bulk Supply											
A-3 (66) General Supply	58.43	8.79%	14,383.66	106,026.80	0.06%	0.00	22.55		19.51	-	3.04
Total	**664.59**	**100.00%**	**#########**	**1,684,827.19**	0.05%						

Sukkur Electric Power Company Ltd.

FORM - 27 (b)

SUKKUR ELECTRIC POWR COMPANY LTD.

Revenue & Subsidy Statement

FY 2024-25 (Apr)

Description	Apr-25	Sales Mix	No. of Consumers	Sanctioned Load	Load Factor	Determined & Notified Tariff FY 2019-20		GoP Notified Tariff FY 2019-20		Subsidy	
						Fixed Charge	Variable Charge	Fixed Charge	Variable Charge	Fixed Charge	Variable Charge
	(MkWh)	(%age)		(kW)	(%age)	(Rs/kW/M)	(Rs/kWh)	(Rs/kW/M)	(Rs/kWh)	(Rs/kW/M)	(Rs/kWh)
Residential - A1											
Upto - 50	4.43	1.42%	93,102.00	106,026.80	0.00%	75.00	4.00	75.00	3.95	0.00	0.05
1-100 GoP Tariff	67.18	21.47%	450,639.00	104,390.56		150.00	17.28	150.00	7.74		9.54
101 - 200 GoP Tariff	47.22	15.09%	119,536.00	176,039.97	0.03%	0.00	20.31		10.06	-	10.25
201 - 300 GoP Tariff	37.05	11.84%	76,084.00	98,175.66		0.00	23.00		12.15	-	10.85
301 - 700 GoP Tariff	21.13	6.75%	75,586.00	146,374.79	0.02%	0.00	24.61		19.55	-	5.06
Above -700 GoP	3.20	1.02%	26,480.00	46,954.85	0.01%	0.00	26.99		22.65	-	4.34
A-1B(03) T Peak	0.20	0.06%	-	26,754.25	0.00%	0.00	27.00		22.65	-	4.35
A-1B(03) T Off- Peak	1.07	0.34%	2,856.00	-		0.00	21.05		16.33	-	4.72
E-11(55) Temp.	0.00	0.00%	2.00	8.68		0.00	24.65		22.79	-	1.86
Sub-Total	**181.48**	58.00%	**844,285**	**704,726**						-	0.00
For Peak Load Requirement Upto 20 KW											
Commercial - A2A (04)	7.57	2.42%	120,691.34	132,383.29		175.00	26.93	175.00	19.95		6.98
A-2B(05)	1.42	0.45%	770.00	245.38	0.66%	440.00	24.83	440.00	21.63		3.20
A-2C (06) T Peak	2.39	0.76%	-	9,230.06		400.00	26.84	400.00	23.55		3.29
A-2C (06) T Off -Peak	11.58	3.70%	4,450.00	66,003.45		400.00	20.89	400.00	17.58	-	3.31
E-1ii(56) TEMP.		0.00%	-	-	#DIV/0!	50.00	36.93	50.00	20.34	-	16.59
Sub-Total	**22.96**	7.34%	**125,911.34**	**207,862.19**							
Industrial					#DIV/0!						
Industrial B-1 (07)	1.64	0.52%	4,654.00	65,293.54		0.00	28.41		17.23	-	11.18
B-1(09) PEAK	0.72	0.23%	-	46,136.38	0.00%	0.00	27.01		20.79		6.22
B-1(09) OFF-PEAK	7.19	2.30%	5,692.00	-		0.00	21.06		15.23		5.83
B-2A (10)	2.71	0.87%	805.00	72,555.27	0.00%	440.00	23.74	440.00	16.73	-	7.01
B-2B-(12) T Peak	3.69	1.18%	-	188,219.77		440.00	26.84	440.00	20.73		6.11
B-2B-(12) T Off-Peak	25.23	8.06%	2,654.00	-	#DIV/0!	440.00	20.69	440.00	15.02		5.67
B-3 (14) T Peak	0.50	0.16%	-	3,018.42		440.00	26.84	380.00	20.73		6.11
B-3 (14) T Off-Peak	2.67	0.85%	36.00	18,880.31	0.02%	420.00	18.59	420.00	14.93	-	3.66
B-4 (17) - Peak	0.29	0.09%	-	11,944.46	0.00%	420.00	26.40	420.00	20.73	-	5.67
B-4 (17) - Off Peak	1.91	0.61%	3.00	-	#DIV/0!	400.00	20.49	400.00	14.83	-	5.66
E-2 (58) Temp	0.15	0.05%	18.00	-	#DIV/0!	0.00	24.41		18.31	-	6.10
Sub-Total	**46.69**	14.92%	**13,917.00**	**407,048.15**							
Single Point Supply for Further Distribution											
C-1A (19)	0.45	0.14%	186.00	2,771.23		0.00	29.71		20.63	-	9.08
C-1B (25)	3.63	1.16%	175.00	18,303.06	0.02%	440.00	26.94	440.00	20.13	0.00	6.81
C-1C(26)T Peak	0.67	0.21%	20.00	11,620.23	0.01%	440.00	26.84	440.00	23.55		3.29
C-1C(26)T Off Peak	4.06	1.30%	155.00	-	#DIV/0!	440.00	20.89	440.00	16.95		3.94
C-2A (28)	1.45	0.46%	16.00	-	#DIV/0!	420.00	24.04	420.00	19.93	-	4.11
C-2B (29)T Peak	1.56	0.50%	40.00	7,424.33	0.02%	420.00	26.84	420.00	23.55	-	3.29
C-2B(29)T Off-Peak	8.01	2.56%	13.00	17,579.27		420.00	20.69	420.00	16.75	-	3.94
Sub-Total	**19.83**	6.34%	**605.00**	**57,698.13**							
Agriculture Tubewell - Tariff D											
Agriculture D-1A (41,42,43,44,46)	0.90	0.29%	2,126.59	92,554.53	0.00%	0.00	28.54		17.63	-	10.91
D2 (NOR)	1.85	0.59%	2,877.09	25,140.44	0.01%	200.00	26.85	200.00	20.55	-	6.30
D-1B(T) Peak	3.30	1.06%		61,886.10	0.01%	200.00	20.61	200.00	13.30	-	7.31
D-1B(T) Off-Peak	5.50	1.76%	38.35	-	#DIV/0!	200.00	22.91	200.00	5.35	-	17.56
D-1B(T) Peak (SUB)	0.35	0.11%	523.70	6,522.17		200.00	26.86	200.00	7.30	-	19.56
D-1B(T) Off-Peak	0.24	0.08%	3,704.27	-		200.00	18.41	200.00	7.30	-	11.11
	12.14	3.88%	**9,270.00**	**186,103.24**							
Public Lighting - Tariff G											
G(I)	2.15	0.69%	425.00	13,029.28		0.00	24.01		20.63	0.00	3.38
Housing Colonies - Tariff H										0.00	
H(1)	0.14	0.05%	19.00	2,333.84	0.01%	0.00	24.01		20.63	-	3.38
AJK Bulk Supply											
A-3 (66) General Supply	27.51	8.79%	14,383.66	106,026.80	0.03%	0.00	22.55		19.51	-	3.04
Total	**312.91**	**100.00%**	#########	**1,684,827.19**	0.02%						

Sukkur Electric Power Company Ltd.

FORM - 27 (b)

SUKKUR ELECTRIC POWR COMPANY LTD.

Revenue & Subsidy Statement

FY 2024-25 (May)

Description	May-25	Sales Mix	No. of Consumers	Sanctioned Load	Load Factor	Determined & Notified Tariff FY 2019-20		GoP Notified Tariff FY 2019-20		Subsidy	
						Fixed Charge	Variable Charge	Fixed Charge	Variable Charge	Fixed Charge	Variable Charge
	(MkWh)	(%age)		(kW)	(%age)	(Rs/kW/M)	(Rs/kWh)	(Rs/kW/M)	(Rs/kWh)	(Rs/kW/M)	(Rs/kWh)
Residential - Al											
Upto - 50	6.43	1.42%	93,102.00	106,026.80	0.01%	75.00	4.00	75.00	3.95	0.00	0.05
1-100 GoP Tariff	97.50	21.47%	450,639.00	104,390.56		150.00	17.28	150.00	7.74		9.54
101 - 200 GoP Tariff	68.53	15.09%	119,536.00	176,039.97	0.04%	0.00	20.31		10.06	-	10.25
201 - 300 GoP Tariff	53.77	11.84%	76,084.00	98,175.66		0.00	23.00		12.15	-	10.85
301 - 700 GoP Tariff	30.66	6.75%	75,586.00	146,374.79	0.02%	0.00	24.61		19.55	-	5.06
Above -700 GoP	4.65	1.02%	26,480.00	46,954.85	0.01%	0.00	26.99		22.65	-	4.34
A-1B(03) T Peak	0.29	0.06%	-	26,754.25	0.00%	0.00	27.00		22.65	-	4.35
A-1B(03) T Off- Peak	1.55	0.34%	2,856.00	-		0.00	21.05		16.33	-	4.72
E-11(55) Temp.	0.00	0.00%	2.00	8.68		0.00	24.65		22.79	-	1.86
Sub-Total	**263.38**	**58.00%**	**844,285**	**704,726**						-	0.00
For Peak Load Requirement Upto 20 KW											
Commercial - A2A (04)	10.99	2.42%	120,691.34	132,383.29		175.00	26.93	175.00	19.95		6.98
A-2B(05)	2.06	0.45%	770.00	245.38	0.96%	440.00	24.83	440.00	21.63		3.20
A-2C (06) T Peak	3.46	0.76%	-	9,230.06		400.00	26.84	400.00	23.55		3.29
A-2C (06) T Off -Peak	16.81	3.70%	4,450.00	66,003.45		400.00	20.89	400.00	17.58	-	3.31
E-1ii(56) TEMP.		0.00%	-	-	#DIV/0!	50.00	36.93	50.00	20.34	-	16.59
Sub-Total	**33.32**	**7.34%**	**125,911.34**	**207,862.19**							
Industrial					#DIV/0!						
Industrial B-1 (07)	2.38	0.52%	4,554.00	66,293.54		0.00	28.41		17.23	-	11.18
B-1(09) PEAK	1.04	0.23%	-	46,136.38	0.00%	0.00	27.01		20.79		6.22
B-1(09) OFF-PEAK	10.43	2.30%	5,692.00	-		0.00	21.06		15.23		5.83
B-2A (10)	3.94	0.87%	805.00	72,555.27	0.01%	440.00	23.74	440.00	16.73	-	7.01
B-2B-(12) T Peak	5.35	1.18%	-	188,219.77		440.00	26.84	440.00	20.73		6.11
B-2B-(12) T Off-Peak	36.62	8.06%	2,654.00	-	#DIV/0!	440.00	20.69	440.00	15.02		5.67
B-3 (14) T Peak	0.72	0.16%	-	3,018.42		440.00	26.84	380.00	20.73		6.11
B-3 (14) T Off-Peak	3.88	0.85%	36.00	18,880.31	0.02%	420.00	18.59	420.00	14.93	-	3.66
B-4 (17) - Peak	0.43	0.09%	-	11,944.46	0.00%	420.00	26.40	420.00	20.73	-	5.67
B-4 (17) - Off Peak	2.77	0.61%	3.00	-	#DIV/0!	400.00	20.49	400.00	14.83	-	5.66
E-2 (58) Temp	0.21	0.05%	18.00	-	#DIV/0!	0.00	24.41		18.31	-	6.10
Sub-Total	**67.75**	**14.92%**	**13,917.00**	**407,048.15**							
Single Point Supply for Further Distribution											
C-1A (19)	0.65	0.14%	186.00	2,771.23		0.00	29.71		20.63	-	9.08
C-1B (25)	5.27	1.16%	175.00	18,303.06	0.03%	440.00	26.94	440.00	20.13	0.00	6.81
C-1C(26)T Peak	0.97	0.21%	20.00	11,620.23	0.01%	440.00	26.84	440.00	23.55		3.29
C-1C(26)T Off Peak	5.90	1.30%	155.00	-	#DIV/0!	440.00	20.89	440.00	16.95		3.94
C-2A (28)	2.11	0.46%	16.00	-	#DIV/0!	420.00	24.04	420.00	19.93	-	4.11
C-2B (29)T Peak	2.27	0.50%	40.00	7,424.33	0.03%	420.00	26.84	420.00	23.55	-	3.29
C-2B(29)T Off-Peak	11.62	2.56%	13.00	17,579.27		420.00	20.69	420.00	16.75	-	3.94
Sub-Total	**28.78**	**6.34%**	**605.00**	**57,698.13**							
Agriculture Tubewell - Tariff D											
Agriculture D-1A (41,42,43,44,46)	1.30	0.29%	2,126.59	92,554.53	0.00%	0.00	28.54		17.63	-	10.91
D2 (NOR)	2.68	0.59%	2,877.09	25,140.44	0.01%	200.00	26.85	200.00	20.55	-	6.30
D-1B(T) Peak	4.79	1.06%		61,886.10	0.01%	200.00	20.61	200.00	13.30	-	7.31
D-1B(T) Off-Peak	7.98	1.76%	38.35	-	#DIV/0!	200.00	22.91	200.00	5.35	-	17.56
D-1B(T) Peak (SUB)	0.51	0.11%	523.70	6,522.17		200.00	26.86	200.00	7.30	-	19.56
D-1B(T) Off-Peak	0.35	0.08%	3,704.27	-		200.00	18.41	200.00	7.30	-	11.11
	17.62	**3.88%**	**9,270.00**	**186,103.24**							
Public Lighting - Tariff G											
G(I)	3.13	0.69%	425.00	13,029.28		0.00	24.01		20.63	0.00	3.38
Housing Colonies - Tariff H										0.00	
H(1)	0.21	0.05%	19.00	2,333.84	0.01%	0.00	24.01		20.63	-	3.38
AJK Bulk Supply											
A-3 (66) General Supply	39.92	8.79%	14,383.66	106,026.80	0.04%	0.00	22.55		19.51	-	3.04
Total	**454.11**	**100.00%**	#########	**1,684,827.19**	0.03%						

Sukkur Electric Power Company Ltd.

FORM - 27 (b)

SUKKUR ELECTRIC POWR COMPANY LTD.

Revenue & Subsidy Statement

FY 2024-25 (Jun)

Description	Jun-25	Sales Mix	No. of Consumers	Sanctioned Load	Load Factor	Determined & Notified Tariff FY 2019-20		GoP Notified Tariff FY 2019-20		Subsidy	
						Fixed Charge	Variable Charge	Fixed Charges	Variable Charge	Fixed Charge	Variable Charge
	(MkWh)	(%age)		(kW)	(%age)	(Rs/kW/M)	(Rs/kWh)	(Rs/kW/M)	(Rs/kWh)	(Rs/kW/M)	(Rs/kWh)
Residential - A1											
Upto - 50	6.76	1.42%	93,102.00	106,026.80	0.01%	75.00	4.00	75.00	3.95	0.00	0.05
1-100 GoP Tariff	102.55	21.47%	450,639.00	104,390.56		150.00	17.28	150.00	7.74		9.54
101 - 200 GoP Tariff	72.08	15.09%	119,536.00	176,039.97	0.05%	0.00	20.31		10.06	-	10.25
201 - 300 GoP Tariff	56.56	11.84%	76,084.00	98,175.66		0.00	23.00		12.15	-	10.85
301 - 700 GoP Tariff	32.25	6.75%	75,586.00	146,374.79	0.03%	0.00	24.61		19.55	-	5.06
Above -700 GoP	4.89	1.02%	26,480.00	46,954.85	0.01%	0.00	26.99		22.65	-	4.34
A-1B(03) T Peak	0.31	0.06%	-	26,754.25	0.00%	0.00	27.00		22.65	-	4.35
A-1B(03) T Off- Peak	1.63	0.34%	2,856.00	-		0.00	21.05		16.33	-	4.72
E-11(55) Temp.	0.00	0.00%	2.00	8.68		0.00	24.65		22.79	-	1.86
Sub-Total	**277.04**	58.00%	**844,285**	**704,726**						-	0.00
For Peak Load Requirement Upto 20 KW											
Commercial - A2A (04)	11.56	2.42%	120,691.34	132,383.29		175.00	26.93	175.00	19.95		6.98
A-2B(05)	2.17	0.45%	770.00	245.38	1.01%	440.00	24.83	440.00	21.63		3.20
A-2C (06) T Peak	3.64	0.76%	-	9,230.06		400.00	26.84	400.00	23.55		3.29
A-2C (06) T Off -Peak	17.68	3.70%	4,450.00	66,003.45		400.00	20.89	400.00	17.58	-	3.31
E-1ii(56) TEMP.		0.00%	-	-	#DIV/0!	50.00	36.93	50.00	20.34	-	16.59
Sub-Total	**35.05**	7.34%	**125,911.34**	**207,862.19**							
Industrial					#DIV/0!						
Industrial B-1 (07)	2.50	0.52%	4,654.00	66,293.54		0.00	28.41		17.23	-	11.18
B-1(09) PEAK	1.10	0.23%	-	46,136.38	0.00%	0.00	27.01		20.79		6.22
B-1(09) OFF-PEAK	10.97	2.30%	5,692.00	-		0.00	21.06		15.23		5.83
B-2A (10)	4.14	0.87%	805.00	72,555.27	0.01%	440.00	23.74	440.00	16.73	-	7.01
B-2B-(12) T Peak	5.63	1.18%	-	188,219.77		440.00	26.34	440.00	20.73		6.11
B-2B-(12) T Off-Peak	38.51	8.06%	2,654.00	-	#DIV/0!	440.00	20.69	440.00	15.02		5.67
B-3 (14) T Peak	0.76	0.16%	-	3,018.42		440.00	26.84	380.00	20.73		6.11
B-3 (14) T Off-Peak	4.08	0.85%	36.00	18,880.31	0.02%	420.00	18.59	420.00	14.93	-	3.66
B-4 (17) - Peak	0.45	0.09%	-	11,944.46	0.00%	420.00	26.40	420.00	20.73	-	5.67
B-4 (17) - Off Peak	2.91	0.61%	3.00	-	#DIV/0!	400.00	20.49	400.00	14.83	-	5.66
E-2 (58) Temp	0.22	0.05%	18.00	-	#DIV/0!	0.00	24.41		18.31	-	6.10
Sub-Total	**71.27**	14.92%	**13,917.00**	**407,048.15**							
Single Point Supply for Further Distribution											
C-1A (19)	0.68	0.14%	186.00	2,771.23		0.00	29.71		20.63	-	9.08
C-1B (25)	5.54	1.16%	175.00	18,303.06	0.03%	440.00	26.94	440.00	20.13	0.00	6.81
C-1C(26)T Peak	1.02	0.21%	20.00	11,620.23	0.01%	440.00	26.84	440.00	23.55		3.29
C-1C(26)T Off Peak	6.20	1.30%	155.00	-	#DIV/0!	440.00	20.89	440.00	16.95		3.94
C-2A (28)	2.22	0.46%	16.00	-	#DIV/0!	420.00	24.04	420.00	19.93	-	4.11
C-2B (29)T Peak	2.39	0.50%	40.00	7,424.33	0.04%	420.00	26.84	420.00	23.55	-	3.29
C-2B(29)T Off-Peak	12.23	2.56%	13.00	17,579.27		420.00	20.69	420.00	16.75	-	3.94
Sub-Total	**30.27**	6.34%	**605.00**	**57,698.13**							
Agriculture Tubewell - Tariff D											
Agriculture D-1A (41,42,43,44,46)	1.37	0.29%	2,126.59	92,554.53	0.00%	0.00	28.54		17.63	-	10.91
D2 (NOR)	2.82	0.59%	2,877.09	25,140.44	0.01%	200.00	26.85	200.00	20.55	-	6.30
D-1B(T) Peak	5.04	1.06%		61,886.10	0.01%	200.00	20.61	200.00	13.30	-	7.31
D-1B(T) Off-Peak	8.39	1.76%	38.35	-	#DIV/0!	200.00	22.91	200.00	5.35	-	17.56
D-1B(T) Peak (SUB)	0.54	0.11%	523.70	6,522.17		200.00	26.86	200.00	7.30	-	19.56
D-1B(T) Off-Peak	0.37	0.08%	3,704.27	-		200.00	18.41	200.00	7.30	-	11.11
	18.53	3.88%	**9,270.00**	**186,103.24**							
Public Lighting - Tariff G											
G(I)	3.29	0.69%	425.00	13,029.28		0.00	24.01		20.63	0.00	3.38
Housing Colonies - Tariff H										0.00	
H(1)	0.22	0.05%	19.00	2,333.84	0.01%	0.00	24.01		20.63	-	3.38
AJK Bulk Supply											
A-3 (66) General Supply	41.99	8.79%	14,383.66	106,026.80	0.05%	0.00	22.55		19.51	-	3.04
Total	**477.66**	**100.00%**	#########	**1,684,827.19**	0.03%						

Sukkur Electric Power Company Ltd.

FORM - 27 (b)

SUKKUR ELECTRIC POWR COMPANY LTD.

Revenue & Subsidy Statement

FY 2024-25 (4th Qtr)

Tariff - Category / Description	Jan to 4th Qtr FY	Sales Mix	No. of Consumers	Sanctioned Load	Load Factor	Determined & Notified Tariff FY 2019-20		GoP Notified Tariff FY 2019-20		Subsidy	
						Fixed Charge	Variable Charge	Fixed Charge	Variable Charge	Fixed Charge	Variable Charge
	(MkWh)	(%age)		(kW)	(%age)	(Rs/kW/M)	(Rs/kWh)	(Rs/kW/M)	(Rs/kWh)	(Rs/kW/M)	(Rs/kWh)
Residential - A1											
Upto - 50	17.62	1.42%	93,102.00	106,028.80	0.02%	75.00	4.00	75.00	3.95	0.00	0.05
1-100 GoP Tariff	267.23	21.47%	450,639.00	104,390.56		150.00	17.28	150.00	7.74		9.54
101 - 200 GoP Tariff	187.84	15.09%	119,536.00	176,039.97	0.12%	0.00	20.31		10.06	-	10.25
201 - 300 GoP Tariff	147.38	11.84%	76,084.00	98,175.66		0.00	23.00		12.15	-	10.85
301 - 700 GoP Tariff	84.04	6.75%	75,586.00	146,374.79	0.07%	0.00	24.61		19.55	-	5.06
Above -700 GoP	12.75	1.02%	26,480.00	46,954.85	0.03%	0.00	26.99		22.65	-	4.34
A-1B(03) T Peak	0.81	0.06%	-	26,754.25	0.00%	0.00	27.00		22.65	-	4.35
A-1B(03) T Off- Peak	4.24	0.34%	2,856.00	-		0.00	21.05		16.33	-	4.72
E-11(55) Temp.	0.00	0.00%	2.00	8.68		0.00	24.65		22.79	-	1.86
Sub-Total	**721.90**	58.00%	**844,285**	**704,726**						-	0.00
For Peak Load Requirement Upto 20 KW											
Commercial - A2A (04)	30.13	2.42%	120,691.34	132,383.29		175.00	26.93	175.00	19.95		6.98
A-2B(05)	5.65	0.45%	770.00	245.38	2.63%	440.00	24.83	440.00	21.63		3.20
A-2C (06) T Peak	9.49	0.76%	-	9,230.06		400.00	26.84	400.00	23.55		3.29
A-2C (06) T Off -Peak	46.06	3.70%	4,450.00	66,003.45		400.00	20.89	400.00	17.58	-	3.31
E-1ii(56) TEMP.	-	0.00%	-	-	#DIV/0!	50.00	36.93	50.00	20.34	-	16.59
Sub-Total	**91.34**	7.34%	**125,911.34**	**207,862.19**							
Industrial					#DIV/0!						
Industrial B-1 (07)	6.51	0.52%	4,654.00	66,293.54		0.00	28.41		17.23	-	11.18
B-1(09) PEAK	2.86	0.23%	-	46,136.38	0.01%	0.00	27.01		20.79		6.22
B-1(09) OFF-PEAK	28.58	2.30%	5,692.00	-		0.00	21.06		15.23		5.83
B-2A (10)	10.79	0.87%	805.00	72,555.27	0.02%	440.00	23.74	440.00	16.73	-	7.01
B-2B-(12) T Peak	14.66	1.18%	-	188,219.77		440.00	26.84	440.00	20.73		6.11
B-2B-(12) T Off-Peak	100.36	8.06%	2,654.00	-	#DIV/0!	440.00	20.69	440.00	15.02		5.67
B-3 (14) T Peak	1.97	0.16%	-	3,018.42		440.00	26.84	380.00	20.73		6.11
B-3 (14) T Off-Peak	10.64	0.85%	36.00	18,880.31	0.06%	420.00	18.59	420.00	14.93	-	3.66
B-4 (17) - Peak	1.17	0.09%	-	11,944.46	0.01%	420.00	26.40	420.00	20.73	-	5.67
B-4 (17) - Off Peak	7.59	0.61%	3.00	-	#DIV/0!	400.00	20.49	400.00	14.83	-	5.66
E-2 (58) Temp	0.58	0.05%	18.00	-	#DIV/0!	0.00	24.41		18.31	-	6.10
Sub-Total	**185.71**	14.92%	**13,917.00**	**407,048.15**							
Single Point Supply for Further Distribution											
C-1A (19)	1.77	0.14%	186.00	2,771.23		0.00	29.71		20.63	-	9.08
C-1B (25)	14.44	1.16%	175.00	18,303.06	0.09%	440.00	26.94	440.00	20.13	0.00	6.81
C-1C(26)T Peak	2.65	0.21%	20.00	11,620.23	0.03%	440.00	26.84	440.00	23.55		3.29
C-1C(26)T Off Peak	16.17	1.30%	155.00	-	#DIV/0!	440.00	20.89	440.00	16.95		3.94
C-2A (28)	5.79	0.46%	16.00	-	#DIV/0!	420.00	24.04	420.00	19.93	-	4.11
C-2B (29)T Peak	6.22	0.50%	40.00	7,424.33	0.10%	420.00	26.84	420.00	23.55	-	3.29
C-2B(29)T Off-Peak	31.36	2.56%	13.00	17,579.27		420.00	20.69	420.00	16.75	-	3.94
Sub-Total	**78.89**	6.34%	**605.00**	**57,698.13**							
Agriculture Tubewell - Tariff D											
Agriculture D-1A (41,42,43,44,46)	3.58	0.29%	2,126.59	92,554.53	0.00%	0.00	28.54		17.63	-	10.91
D2 (NOR)	7.34	0.59%	2,877.09	25,140.44	0.03%	200.00	26.85	200.00	20.55	-	6.30
D-1B(T) Peak	13.13	1.06%		61,886.10	0.02%	200.00	20.61	200.00	13.30	-	7.31
D-1B(T) Off-Peak	21.86	1.76%	38.35	-	#DIV/0!	200.00	22.91	200.00	5.35	-	17.56
D-1B(T) Peak (SUB)	1.40	0.11%	523.70	6,522.17		200.00	26.86	200.00	7.30	-	19.56
D-1B(T) Off-Peak	0.97	0.08%	3,704.27	-		200.00	18.41	200.00	7.30	-	11.11
	48.28	3.88%	**9,270.00**	**186,103.24**							
Public Lighting - Tariff G											
G(I)	8.57	0.69%	425.00	13,029.28		0.00	24.01		20.63	0.00	3.38
Housing Colonies - Tariff H										0.00	
H(1)	0.57	0.05%	19.00	2,333.84	0.03%	0.00	24.01		20.63	-	3.38
AJK Bulk Supply											
A-3 (66) General Supply	109.43	8.79%	14,383.66	106,026.80	0.12%	0.00	22.55		19.51	-	3.04
Total	**1,244.69**	**100.00%**	#########	**1,684,827.19**	0.08%						

Sukkur Electric Power Company Ltd.

FORM - 28 (b)

SUKKUR ELECTRIC POWR COMPANY LTD.

Proposed & Subsidy

FY 2020-21

Jul

Description	Unit Sale FY 2020-21	Sales Mix	No. of Consumers	Sanctioned Load	Load Factor	Revenue as per new proposed Tariff			Revenue as per GOP Notified Tariff			Subsidy		
						Fixed Charge	Variable Charge	Total	Fixed Charge	Variable Charge	Total	Fixed Charge	Variable Charge	Total
	(MkWh)	(%age)		(kW)	(%age)	(Rs/kW/M)		(Rs/kWh)	(Rs/kW/M)		(Rs/kWh)	(Rs/kW/M)		(Rs/kWh)
Residential														
Residential - A1														
Upto - 50	4.11	1.42%	88,102.00	106,027	0.00%	95	16	112	95	16	112	-	0	0
1-100 GoP Tariff	62.41	21.47%	285,639.00	104,391	0.07%	188	1,158	1,346	188	483	671	-	675	675
101 - 200 GoP Tariff	43.87	15.09%	119,536.00	176,040	0.03%	-	956	956	-	441	441	-	515	515
201 - 300 GoP Tariff	34.42	11.84%	76,084.00	98,176	0.04%	-	850	850	-	418	418	-	432	432
301 - 700 GoP Tariff	19.63	6.75%	75,586.00	146,375	0.02%	-	518	518	-	384	384	-	135	135
Above -700 GoP	2.98	1.02%	26,480.00	46,955	0.01%	-	86	86	-	67	67	-	19	19
A-1B(03) T Peak	0.19	0.06%	-	26,754	0.00%	-	5	5	-	4	4	-	1	1
A-1B(03) T Off- Peak	0.99	0.34%	2,856.00	-	#DIV/0!	-	22	22	-	16	16	-	6	6
E-11(55) Temp.	0.00	0.00%	2.00	9	0.01%	-	0	0	-	0	0	-	0	0
Sub-Total	**168.59**	**58.00%**	**654,285**	**704,726**	**0.03%**	**283**	**3,613**	**3,896**	**283**	**1,830**	**2,114**	**-**	**1,782**	**1,782**
For Peak Load Requirement Upto 20 KW					#DIV/0!									
Commercial - A2A (04)	7.04	2.42%	120,691.34	132,383	0.01%	278	203	481	278	140	418	-	63	63
A-2B(05)	1.32	0.45%	770.00	245	0.61%	1	35	36	1	29	30	-	7	7
A-2C (06) T Peak	2.22	0.76%	-	9,230	0.03%	44	64	108	44	52	97	-	12	12
A-2C (06) T Off -Peak	10.76	3.70%	4,450.00	66,003	0.02%	317	241	558	317	189	506	-	52	52
E-1ii(56) TEMP.	-	0.00%	-	-	#DIV/0!	-	-	-	-	-	-	-	-	-
Sub-Total	**21.33**	**7.34%**	**125,911.34**	**207,862**	**0.01%**	**640**	**544**	**1,184**	**640**	**410**	**1,051**	**-**	**133**	**133**
Industrial					#DIV/0!									
Industrial B-1 (07)	1.52	0.52%	4,654.00	66,294	0.00%	-	46	46	-	26	26	-	20	20
B-1 (08)	-	0.00%	55.00	-	#DIV/0!	-	-	-	-	-	-	-	-	-
B-1(09) PEAK	0.67	0.23%	-	46,136	0.00%	-	19	19	-	14	14	-	5	5
B-1(09) OFF-PEAK	6.68	2.30%	5,692.00	-	#DIV/0!	-	151	151	-	102	102	-	49	49
B-2A (10)	2.52	0.87%	805.00	72,555	0.00%	383	64	447	383	42	425	-	22	22
B-2B-(12) T Peak	3.42	1.18%	-	188,220	0.00%	994	99	1,092	994	71	1,065	-	28	28
B-2B-(12) T Off-Peak	23.44	8.06%	2,654.00	-	#DIV/0!	-	521	521	-	352	352	-	169	169
B-3 (14) T Peak	0.46	0.16%	-	3,018	0.02%	16	13	29	14	10	23	2	4	6
B-3 (14) T Off-Peak	2.48	0.85%	36.00	18,880	0.02%	95	50	145	95	37	132	-	12	12
B-4 (17) - Peak	0.27	0.09%	-	11,944	0.00%	60	8	68	60	6	66	-	2	2
B-4 (17) - Off Peak	1.77	0.61%	3.00	-	#DIV/0!	-	39	39	-	26	26	-	13	13
E-2 (58) Temp	0.14	0.05%	18.00	-	#DIV/0!	-	4	4	-	2	2	-	1	1
Sub-Total	**43.37**	**14.92%**	**13,917.00**	**407,048**	**0.01%**	**1,548**	**1,013**	**2,561**	**1,546**	**688**	**2,234**	**2**	**325**	**327**
Single Point Supply for Further Distribution					#DIV/0!									
C-1A (19)	0.41	0.14%	186.00	2,771	0.02%	-	13	13	-	9	9	-	5	5
C-1B (25)	3.37	1.16%	175.00	18,303	0.02%	97	98	194	97	68	165	-	30	30
C-1C(26)T Peak	0.62	0.21%	20.00	11,620	0.01%	61	18	79	61	15	76	-	3	3
C-1C(26)T Off Peak	3.78	1.30%	155.00	-	#DIV/0!	-	85	85	-	64	64	-	21	21
C-2A (28)	1.35	0.46%	16.00	-	#DIV/0!	-	35	35	-	27	27	-	8	8
C-2B (29)T Peak	1.45	0.50%	40.00	7,424	0.02%	37	42	79	37	34	72	-	8	8
C-2B(29)T Off-Peak	7.44	2.56%	13.00	17,579	0.05%	89	165	254	89	125	213	-	41	41
Sub-Total	**18.42**	**6.34%**	**605.00**	**57,698**	**0.04%**	**284**	**455**	**739**	**284**	**341**	**625**	**-**	**114**	**114**
Agriculture Tubewell - Tariff D					#DIV/0!									
Agriculture D-1A (41,42,43,44,46)	0.84	0.29%	2,126.59	92,555	0.00%	-	26	26	-	15	15	-	11	11
D2 (NOR)	1.71	0.59%	2,877.09	25,140	0.01%	60	49	110	60	35	96	-	14	14
D-2 (SUB)	-	0.00%		-	#DIV/0!	-	-	-	-	-	-	-	-	-
D-1B(T) Peak	3.07	1.06%		61,886	0.01%	149	68	216	149	41	189	-	27	27
D-1B(T) Off-Peak	5.11	1.76%	38.35	-	#DIV/0!	-	126	126	-	27	27	-	98	98
D-1B(T) Peak (NOR)	-	0.00%	-	-	#DIV/0!	-	-	-	-	-	-	-	-	-
D-1B(T) Peak (SUB)	0.33	0.11%	523.70	6,522	0.01%	16	9	25	16	2	18	-	7	7
D-1B(T) Peak (SUB)	-	0.00%	-	-	#DIV/0!	-	-	-	-	-	-	-	-	-
D-1B(T) Off-Peak	0.23	0.08%	3,704.27	-	#DIV/0!	-	4	4	-	2	2	-	3	3
	11.28	**3.88%**	**9,270.00**	**186,103**	**0.01%**	**225**	**282**	**507**	**225**	**122**	**347**	**-**	**160**	**160**
Public Lighting - Tariff G					#DIV/0!									
G(I)	2.00	0.69%	425.00	13,029	0.02%	-	52	52	-	41	41	-	10	10
Housing Colonies - Tariff H					#DIV/0!							-		-
H(1)	0.13	0.05%	19.00	2,334	0.01%	-	3	3	-	3	3	-	1	1
AJK Bulk Supply					#DIV/0!									-
	25.56	8.79%	14,383.66	106,027	0.03%	-	619	619	-	499	499	-	120	120
Total	**290.69**	**100.00%**	**818,816.00**	**1,684,827**	**0.02%**	**2,980**	**6,581**	**9,561**	**2,978**	**3,934**	**6,912**	**2**	**2,647**	**2,649**

Sukkur Electric Power Company Ltd.

FORM - 28 (b)

SUKKUR ELECTRIC POWR COMPANY LTD.

Proposed & Subsidy

FY 2020-21

Aug

Description	Unit Sale FY 2020-21	Sales Mix	No. of Consumers	Sanctioned Load	Load Factor	Revenue as per new proposed Tariff			Revenue as per GOP Notified Tariff			Subsidy		
						Fixed Charge	Variable Charge	Total	Fixed Charge	Variable Charge	Total	Fixed Charge	Variable Charge	Total
	(MkWh)	(%age)		(kW)	(%age)	(Rs/kW/M)		(Rs/kWh)	(Rs/kW/M)		(Rs/kWh)	(Rs/kW/M)		(Rs/kWh)
Residential														
Residential - A1														
Upto - 50	4.54	1.42%	68,102	106,027	0.00%	95	18	114	95	18	113	-	0	0
1-100 GoP Tariff	68.89	21.47%	285,639	104,391	0.08%	188	1,278	1,466	188	533	721	-	745	745
101 - 200 GoP Tariff	48.42	15.09%	119,536	176,040	0.03%	-	1,056	1,056	-	487	487	-	569	569
201 - 300 GoP Tariff	37.99	11.84%	76,084	98,176	0.04%	-	938	938	-	462	462	-	476	476
301 - 700 GoP Tariff	21.66	6.75%	75,586	146,375	0.02%	-	572	572	-	424	424	-	149	149
Above -700 GoP	3.29	1.02%	26,480	46,955	0.01%	-	95	95	-	74	74	-	21	21
A-1B(03) T Peak	0.21	0.06%	-	26,754	0.00%	-	6	6	-	5	5	-	1	1
A-1B(03) T Off- Peak	1.09	0.34%	2,856	-	#DIV/0!	-	25	25	-	18	18	-	7	7
E-11(55) Temp.	0.00	0.00%	2	9	0.01%	-	0	0	-	0	0	-	0	0
Sub-Total	186.10	58.00%	654,285	704,726	0.03%	283	3,988	4,271	283	2,020	2,304	-	1,968	1,968
For Peak Load Requirement Upto 20 KW					#DIV/0!									
Commercial - A2A (04)	7.77	2.42%	120,691	132,383	0.01%	278	225	503	278	155	433	-	70	70
A-2B(05)	1.46	0.45%	770	245	0.68%	1	39	40	1	32	33	-	7	7
A-2C (06) T Peak	2.45	0.76%	-	9,230	0.03%	44	71	115	44	58	102	-	13	13
A-2C (06) T Off -Peak	11.87	3.70%	4,450	66,003	0.02%	317	266	583	317	209	526	-	58	58
E-1ii(56) TEMP.	-	0.00%	-	-	#DIV/0!	-	-	-	-	-	-	-	-	-
Sub-Total	23.55	7.34%	125,911	207,862	0.01%	640	600	1,241	640	453	1,093	-	147	147
Industrial					#DIV/0!									
Industrial B-1 (07)	1.68	0.52%	4,654	66,294	0.00%	-	51	51	-	29	29	-	22	22
B-1 (08)	-	0.00%	55	-	#DIV/0!	-	-	-	-	-	-	-	-	-
B-1(09) PEAK	0.74	0.23%	-	46,136	0.00%	-	21	21	-	15	15	-	6	6
B-1(09) OFF-PEAK	7.37	2.30%	5,892	-	#DIV/0!	-	167	167	-	112	112	-	54	54
B-2A (10)	2.78	0.87%	805	72,555	0.00%	383	71	454	383	47	430	-	24	24
B-2B-(12) T Peak	3.78	1.18%	-	188,220	0.00%	994	109	1,103	994	78	1,072	-	31	31
B-2B-(12) T Off-Peak	25.87	8.06%	2,654	-	#DIV/0!	-	575	575	-	389	389	-	186	186
B-3 (14) T Peak	0.51	0.16%	-	3,018	0.02%	16	15	31	14	11	24	2	4	6
B-3 (14) T Off-Peak	2.74	0.85%	36	18,880	0.02%	95	55	150	95	41	136	-	14	14
B-4 (17) - Peak	0.30	0.09%	-	11,944	0.00%	60	9	69	60	6	66	-	2	2
B-4 (17) - Off Peak	1.96	0.61%	3	-	#DIV/0!	-	43	43	-	29	29	-	14	14
E-2 (58) Temp	0.15	0.05%	18	-	#DIV/0!	-	4	4	-	3	3	-	1	1
Sub-Total	47.87	14.92%	13,917	407,048	0.01%	1,548	1,118	2,667	1,546	759	2,305	2	359	361
Single Point Supply for Further Distribution					#DIV/0!									
C-1A (19)	0.46	0.14%	186	2,771	0.02%	-	15	15	-	9	9	-	5	5
C-1B (25)	3.72	1.16%	175	18,303	0.02%	97	108	204	97	75	172	-	33	33
C-1C(26)T Peak	0.68	0.21%	20	11,620	0.01%	61	20	81	61	16	77	-	4	4
C-1C(26)T Off Peak	4.17	1.30%	155	-	#DIV/0!	-	93	93	-	71	71	-	23	23
C-2A (28)	1.49	0.46%	16	-	#DIV/0!	-	38	38	-	30	30	-	9	9
C-2B (29)T Peak	1.60	0.50%	40	7,424	0.02%	37	46	84	37	38	75	-	8	8
C-2B(29)T Off-Peak	8.21	2.56%	13	17,579	0.05%	89	182	271	89	138	226	-	45	45
Sub-Total	20.34	6.34%	605	57,698	0.04%	284	502	786	284	376	660	-	126	126
Agriculture Tubewell - Tariff D					#DIV/0!									
Agriculture D-1A (41,42,43,44,46)	0.92	0.29%	2,127	92,555	0.00%	-	28	28	-	16	16	-	12	12
D2 (NOR)	1.89	0.59%	2,877	25,140	0.01%	60	55	115	60	39	99	-	16	16
D-2 (SUB)	-	0.00%		-	#DIV/0!	-	-	-	-	-	-	-	-	-
D-1B(T) Peak	3.39	1.06%		61,886	0.01%	149	75	223	149	45	194	-	30	30
D-1B(T) Off-Peak	5.64	1.76%	38	-	#DIV/0!	-	139	139	-	30	30	-	108	108
D-1B(T) Peak (NOR)	-	0.00%	-	-	#DIV/0!	-	-	-	-	-	-	-	-	-
D-1B(T) Peak (SUB)	0.36	0.11%	524	6,522	0.01%	16	10	26	16	3	18	-	8	8
D-1B(T) Peak (SUB)	-	0.00%	-	-	#DIV/0!	-	-	-	-	-	-	-	-	-
D-1B(T) Off-Peak	0.25	0.08%	3,704	-	#DIV/0!	-	5	5	-	2	2	-	3	3
	12.45	3.88%	9,270	186,103	0.01%	225	312	536	225	135	359	-	177	177
Public Lighting - Tariff G					#DIV/0!									
G(1)	2.21	0.69%	425	13,029	0.02%	-	57	57	-	46	46	-	11	11
Housing Colonies - Tariff H					#DIV/0!							-		-
H(1)	0.15	0.05%	19	2,334	0.01%	-	4	4	-	3	3	-	1	1
AJK Bulk Supply					#DIV/0!									-
	28.21	8.79%	14,384	106,027	0.03%	-	683	683	-	550	550	-	132	132
Total	320.87	100.00%	818,816	1,684,827	0.02%	2,980	7,284	10,245	2,978	4,343	7,321	2	2,921	2,924

Sukkur Electric Power Company Ltd.

FORM - 28 (b)

SUKKUR ELECTRIC POWR COMPANY LTD.

Proposed & Subsidy

FY 2020-21

Sep

Description	Unit Sale FY 2020-21	Sales Mix	No. of Consumers	Sanctioned Load	Load Factor	Revenue as per new proposed Tariff			Revenue as per GOP Notified Tariff			Subsidy		
						Fixed Charge	Variable Charge	Total	Fixed Charge	Variable Charge	Total	Fixed Charge	Variable Charge	Total
	(MkWh)	(%age)		(kW)	(%age)	(Rs/kW/M)		(Rs/kWh)	(Rs/kW/M)		(Rs/kWh)	(Rs/kW/M)		(Rs/kWh)
Residential														
Residential - A1														
Upto - 50	4.05	1.42%	68,102	106,027	0.00%	95	16	112	95	16	111	-	0	0
1-100 GoP Tariff	61.49	21.47%	285,639	104,391	0.07%	188	1,141	1,328	188	476	664	-	665	665
101 - 200 GoP Tariff	43.22	15.09%	119,536	176,040	0.03%	-	942	942	-	435	435	-	507	507
201 - 300 GoP Tariff	33.91	11.84%	76,084	98,176	0.04%	-	837	837	-	412	412	-	425	425
301 - 700 GoP Tariff	19.34	6.75%	75,586	146,375	0.02%	-	511	511	-	378	378	-	133	133
Above -700 GoP	2.93	1.02%	26,480	46,955	0.01%	-	85	85	-	66	66	-	19	19
A-1B(03) T Peak	0.19	0.06%	-	26,754	0.00%	-	5	5	-	4	4	-	1	1
A-1B(03) T Off- Peak	0.98	0.34%	2,856	-	#DIV/0!	-	22	22	-	16	16	-	6	6
E-11(55) Temp.	0.00	0.00%	2	9	0.01%	-	0	0	-	0	0	-	0	0
Sub-Total	166.10	58.00%	654,285	704,726	0.03%	283	3,559	3,843	283	1,803	2,087	-	1,756	1,756
For Peak Load Requirement Upto 20 KW					#DIV/0!									
Commercial - A2A (04)	6.93	2.42%	120,691	132,383	0.01%	278	200	478	278	138	416	-	62	62
A-2B(05)	1.30	0.45%	770	245	0.60%	1	35	36	1	28	29	-	7	7
A-2C (06) T Peak	2.18	0.76%	-	9,230	0.03%	44	63	107	44	51	96	-	11	11
A-2C (06) T Off -Peak	10.60	3.70%	4,450	66,003	0.02%	317	238	554	317	186	503	-	51	51
E-1ii(56) TEMP.	-	0.00%	-	-	#DIV/0!	-	-	-	-	-	-	-	-	-
Sub-Total	21.02	7.34%	125,911	207,862	0.01%	640	536	1,176	640	404	1,045	-	131	131
Industrial					#DIV/0!									
Industrial B-1 (07)	1.50	0.52%	4,654	66,294	0.00%	-	46	46	-	26	26	-	20	20
B-1 (08)	-	0.00%	55	-	#DIV/0!	-	-	-	-	-	-	-	-	-
B-1(09) PEAK	0.66	0.23%	-	46,136	0.00%	-	19	19	-	14	14	-	5	5
B-1(09) OFF-PEAK	6.58	2.30%	5,692	-	#DIV/0!	-	149	149	-	100	100	-	49	49
B-2A (10)	2.48	0.87%	805	72,555	0.00%	383	63	446	383	42	425	-	22	22
B-2B-(12) T Peak	3.37	1.18%	-	188,220	0.00%	994	97	1,091	994	70	1,064	-	27	27
B-2B-(12) T Off-Peak	23.09	8.06%	2,654	-	#DIV/0!	-	513	513	-	347	347	-	166	166
B-3 (14) T Peak	0.45	0.16%	-	3,018	0.02%	16	13	29	14	9	23	2	4	8
B-3 (14) T Off-Peak	2.45	0.85%	36	18,880	0.01%	95	49	144	95	37	132	-	12	12
B-4 (17) - Peak	0.27	0.09%	-	11,944	0.00%	60	8	68	60	6	66	-	2	2
B-4 (17) - Off Peak	1.75	0.61%	3	-	#DIV/0!	-	38	38	-	26	26	-	13	13
E-2 (58) Temp	0.13	0.05%	18	-	#DIV/0!	-	4	4	-	2	2	-	1	1
Sub-Total	42.73	14.92%	13,917	407,048	0.01%	1,548	998	2,546	1,546	678	2,224	2	320	323
Single Point Supply for Further Distribution					#DIV/0!									
C-1A (19)	0.41	0.14%	186	2,771	0.02%	-	13	13	-	8	8	-	5	5
C-1B (25)	3.32	1.16%	175	18,303	0.02%	97	96	193	97	67	164	-	29	29
C-1C(26)T Peak	0.61	0.21%	20	11,620	0.01%	61	18	79	61	14	76	-	3	3
C-1C(26)T Off Peak	3.72	1.30%	155	-	#DIV/0!	-	83	83	-	63	63	-	20	20
C-2A (28)	1.33	0.46%	16	-	#DIV/0!	-	34	34	-	27	27	-	8	8
C-2B (29)T Peak	1.43	0.50%	40	7,424	0.02%	37	41	79	37	34	71	-	8	8
C-2B(29)T Off-Peak	7.33	2.56%	13	17,579	0.05%	89	163	251	89	123	211	-	40	40
Sub-Total	18.15	6.34%	605	57,698	0.04%	284	448	732	284	336	620	-	113	113
Agriculture Tubewell - Tariff D					#DIV/0!									
Agriculture D-1A (41,42,43,44,46)	0.82	0.29%	2,127	92,555	0.00%	-	25	25	-	15	15	-	11	11
D2 (NOR)	1.69	0.59%	2,877	25,140	0.01%	60	49	109	60	35	95	-	14	14
D-2 (SUB)	-	0.00%	-	-	#DIV/0!	-	-	-	-	-	-	-	-	-
D-1B(T) Peak	3.02	1.06%		61,886	0.01%	149	67	215	149	40	189	-	27	27
D-1B(T) Off-Peak	5.03	1.76%	38	-	#DIV/0!	-	124	124	-	27	27	-	97	97
D-1B(T) Peak (NOR)	-	0.00%	-	-	#DIV/0!	-	-	-	-	-	-	-	-	-
D-1B(T) Peak (SUB)	0.32	0.11%	524	6,522	0.01%	16	9	25	16	2	18	-	7	7
D-1B(T) Peak (SUB)	-	0.00%	-	-	#DIV/0!	-	-	-	-	-	-	-	-	-
D-1B(T) Off-Peak	0.22	0.08%	3,704	-	#DIV/0!	-	4	4	-	2	2	-	3	3
	11.11	3.88%	9,270	186,103	0.01%	225	278	503	225	120	345	-	158	158
Public Lighting - Tariff G					#DIV/0!									
G(T)	1.97	0.69%	425	13,029	0.02%	-	51	51	-	41	41	-	10	10
Housing Colonies - Tariff H					#DIV/0!								-	
H(1)	0.13	0.05%	19	2,334	0.01%	-	3	3	-	3	3	-	1	1
AJK Bulk Supply					#DIV/0!									
	25.18	8.79%	14,384	106,027	0.03%	-	609	609	-	491	491	-	118	118
Total	286.39	100.00%	818,816	1,684,827	0.02%	2,980	6,484	9,464	2,978	3,875	6,854	2	2,608	2,610

Sukkur Electric Power Company Ltd.

FORM - 28 (b)

SUKKUR ELECTRIC POWR COMPANY LTD.

Proposed & Subsidy

FY 2020-21 (1st Qtr)

Jul-Sep

Description	1st Qtr	Sales Mix	No. of Consumers	Sanctioned Load	Load Factor	Revenue as per new proposed Tariff			Revenue as per GOP Notified Tariff			Subsidy		
						Fixed Charge	Variable Charge	Total	Fixed Charge	Variable Charge	Total	Fixed Charge	Variable Charge	Total
	(MWh)	(%age)		(kW)	(%age)	Rs/kW/M		(Rs/kWh)	(Rs/kW/M)		(Rs/kWh)	(Rs/kW/M)		(Rs/kWh)
Residential														
Residential - A1														
Upto - 50	12.71	1.42%	68,102	106,027	0.01%	286	51	337	286	50	336	-	1	1
1-100 GoP Tariff	192.79	21.47%	285,539	104,391	0.21%	564	3,576	4,140	564	1,492	2,056	-	2,084	2,084
101 - 200 GoP Tariff	135.51	15.09%	119,536	175,040	0.09%	-	2,954	2,954	-	1,363	1,363	-	1,591	1,591
201 - 300 GoP Tariff	106.33	11.84%	76,084	98,176	0.12%	-	2,625	2,625	-	1,292	1,292	-	1,333	1,333
301 - 700 GoP Tariff	60.63	6.75%	75,586	146,375	0.05%	-	1,602	1,602	-	1,185	1,185	-	416	416
Above -700 GoP	9.20	1.02%	26,480	46,955	0.02%	-	266	266	-	208	208	-	58	58
A-1B(03) T Peak	0.58	0.06%	-	26,754	0.00%	-	17	17	-	13	13	-	4	4
A-1B(03) T Off- Peak	3.06	0.34%	2,956	-	#DIV/0!	-	69	69	-	50	50	-	19	19
E-11(55) Temp.	0.00	0.00%	2	9	0.02%	-	0	0	-	0	0	-	0	0
Sub-Total	**520.80**	**58.00%**	**654,285**	**704,726**	**0.08%**	**850**	**11,160**	**12,010**	**850**	**5,654**	**6,504**	**-**	**5,506**	**5,506**
For Peak Load Requirement Upto 20 KW														
Commercial - A2A (04)	21.74	2.42%	120,691	132,383	0.02%	834	628	1,462	834	434	1,268	-	195	195
A-2B(05)	4.08	0.45%	770	245	1.90%	4	109	113	4	88	92	-	20	20
A-2C (06) T Peak	6.85	0.76%	-	9,230	0.08%	133	197	330	133	161	294	-	36	36
A-2C (06) T Off -Peak	33.23	3.70%	4,450	66,003	0.06%	950	745	1,696	950	584	1,535	-	161	161
E-1a(56) TEMP.	-	0.00%	-	-		-	-	-	-	-	-	-	-	-
Sub-Total	**65.89**	**7.34%**	**125,911**	**207,862**	**0.04%**	**2,771**	**12,909**	**15,680**	**2,771**	**8,971**	**9,743**	**-**	**5,937**	**5,937**
Industrial														
Industrial B-1 (07)	4.70	0.52%	4,654	66,294	0.01%	-	143	143	-	81	81	-	62	62
B-1 (08)	-	0.00%	55	-	#DIV/0!	-	-	-	-	-	-	-	-	-
B-1(09) PEAK	2.06	0.23%	-	46,136	0.01%	-	60	60	-	43	43	-	17	17
B-1(09) OFF-PEAK	20.62	2.30%	5,692	-	#DIV/0!	-	466	466	-	314	314	-	152	152
B-2A (10)	7.78	0.87%	805	72,555	0.01%	1,149	198	1,348	1,149	130	1,279	-	68	68
B-2B-(12) T Peak	10.58	1.18%	-	188,220	0.01%	2,981	305	3,286	2,981	219	3,201	-	85	85
B-2B-(12) T Off-Peak	72.40	8.06%	2,554	-	#DIV/0!	-	1,608	1,608	-	1,087	1,087	-	521	521
B-3 (14) T Peak	1.42	0.16%	-	3,018	0.05%	48	41	89	41	30	71	7	12	18
B-3 (14) T Off-Peak	7.67	0.85%	36	18,880	0.05%	285	153	439	285	115	400	-	39	39
B-4 (17) - Peak	0.84	0.09%	-	11,944	0.01%	181	24	204	181	17	198	-	6	6
B-4 (17) - Off Peak	5.47	0.61%	3	-	#DIV/0!	-	120	120	-	81	81	-	39	39
E-2 (58) Temp	0.42	0.05%	18	-	#DIV/0!	-	11	11	-	8	8	-	3	3
Sub-Total	**133.97**	**14.92%**	**13,917**	**407,048**	**0.04%**	**4,845**	**3,130**	**7,774**	**4,638**	**2,125**	**6,763**	**7**	**1,004**	**1,011**
Single Point Supply for Further Distribution					#DIV/0!									
C-1A (19)	1.28	0.14%	186	2,771	0.05%	-	41	41	-	26	26	-	14	14
C-1B (25)	10.42	1.16%	175	18,303	0.06%	290	301	591	290	210	500	-	92	92
C-1C(26)T Peak	1.91	0.21%	20	11,620	0.02%	184	55	239	184	45	229	-	10	10
C-1C(26)T Off Peak	11.66	1.30%	155	-	#DIV/0!	-	262	262	-	198	198	-	64	64
C-2A (28)	4.17	0.46%	16	-	#DIV/0!	-	108	108	-	83	83	-	25	25
C-2B (29)T Peak	4.49	0.50%	40	7,424	0.07%	112	129	242	112	106	218	-	24	24
C-2B(29)T Off-Peak	22.98	2.56%	13	17,579	0.15%	266	510	776	266	385	651	-	125	125
Sub-Total	**56.91**	**6.34%**	**605**	**57,698**	**0.11%**	**852**	**1,406**	**2,258**	**852**	**1,053**	**1,905**	**-**	**353**	**353**
Agriculture Tubewell - Tariff D					#DIV/0!									
Agriculture D-1A (41,42,43,44,46)	2.58	0.29%	2,727	92,555	0.00%	-	79	79	-	45	45	-	34	34
D2 (NOR)	5.30	0.59%	2,877	25,140	0.02%	181	153	334	181	109	290	-	44	44
D-2 (SUB)	-	0.00%		-	#DIV/0!	-	-	-	-	-	-	-	-	-
D-1B(T) Peak	9.47	1.06%		61,886	0.02%	446	210	655	446	126	572	-	84	84
D-1B(T) Off-Peak	15.77	1.76%	38	-	#DIV/0!	-	388	388	-	84	84	-	303	303
D-1B(T) Peak (NOR)	-	0.00%	-	-	#DIV/0!	-	-	-	-	-	-	-	-	-
D-1B(T) Peak (SUB)	1.01	0.11%	524	6,522	0.02%	47	29	76	47	7	54	-	22	22
D-1B(T) Peak (SUB)	-	0.00%	-	-	#DIV/0!	-	-	-	-	-	-	-	-	-
D-1B(T) Off-Peak	0.70	0.08%	3,704	-	#DIV/0!	-	14	14	-	5	5	-	9	9
	34.83	**3.88%**	**9,270**	**186,103**	**0.02%**	**674**	**872**	**1,546**	**674**	**377**	**1,051**	**-**	**495**	**495**
Public Lighting - Tariff G					#DIV/0!									
G(T)	6.18	0.69%	425	13,029	0.05%	-	159	159	-	128	128	-	32	32
Housing Colonies - Tariff H					#DIV/0!							-		-
H(1)	0.41	0.05%	19	2,334	0.02%	-	11	11	-	9	9	-	2	2
AJK Bulk Supply					#DIV/0!									-
	78.94	8.79%	14,384	106,027	0.08%	-	1,911	1,911	-	1,540	1,540	-	371	371
Total	897.95	100.00%	818,316	1,684,827	0.06%	9,791	31,558	41,349	9,785	17,857	27,642	7	13,701	13,707

Sukkur Electric Power Company Ltd.

FORM - 28 (b)

SUKKUR ELECTRIC POWR COMPANY LTD.

Proposed & Subsidy

FY 2020-21

Oct

Description	Unit Sale FY 2020-21	Sales Mix	No. of Consumers	Sanctioned Load	Load Factor	Revenue as per new proposed Tariff			Revenue as per GOP Notified Tariff			Subsidy		
						Fixed Charge	Variable Charge	Total	Fixed Charge	Variable Charge	Total	Fixed Charge	Variable Charge	Total
	(MWh)	(%age)		(kW)	(%age)	(Rs/kW/M)		(Rs/kWh)	(Rs/kW/M)		(Rs/kWh)	(Rs/kW/M)		(Rs/kWh)
Residential														
Residential - A1														
Upto - 50	3.30	1.42%	88,102	106,027	0.00%	95	13	109	95	13	108	-	0	0
1-100 GoP Tariff	50.08	21.47%	285,639	104,391	0.05%	188	929	1,117	188	388	576	-	541	541
101 - 200 GoP Tariff	35.20	15.09%	119,536	176,040	0.02%	-	768	768	-	354	354	-	413	413
201 - 300 GoP Tariff	27.52	11.84%	76,084	98,175	0.03%	-	682	682	-	336	336	-	346	346
301 - 700 GoP Tariff	15.75	6.75%	75,586	146,375	0.01%	-	416	416	-	308	308	-	108	108
Above -700 GoP	2.39	1.02%	26,480	46,955	0.01%	-	69	69	-	54	54	-	15	15
A-1B(03) T Peak	0.15	0.06%	-	26,754	0.00%	-	4	4	-	3	3	-	1	1
A-1B(03) T Off- Peak	0.79	0.34%	2,956	-	#DIV/0!	-	18	18	-	13	13	-	5	5
E-11(55) Temp.	0.00	0.00%	2	9	0.01%	-	0	0	-	0	0	-	0	0
Sub-Total	135.30	58.00%	854,285	704,726	0.02%	283	2,899	3,183	283	1,469	1,752	-	1,430	1,430
For Peak Load Requirement Upto 20 KW					#DIV/0!									
Commercial - A2A (04)	5.65	2.42%	120,691	132,383	0.00%	278	163	441	278	113	391	-	51	51
A-2B(05)	1.06	0.45%	770	245	0.49%	1	28	30	1	23	24	-	5	5
A-2C (06) T Peak	1.78	0.76%	-	9,230	0.02%	44	51	96	44	42	86	-	9	9
A-2C (06) T Off -Peak	8.63	3.70%	4,450	66,003	0.01%	317	194	510	317	152	469	-	42	42
E-1ii(56) TEMP.	-	0.00%	-	-	#DIV/0!	-	-	-	-	-	-	-	-	-
Sub-Total	17.12	7.34%	125,911	207,862	0.01%	640	436	1,077	640	329	970	-	107	107
Industrial					#DIV/0!									
Industrial B-1 (07)	1.22	0.52%	4,654	66,294	0.00%	-	37	37	-	21	21	-	16	16
B-1 (08)	-	0.00%	55	-	#DIV/0!	-	-	-	-	-	-	-	-	-
B-1(09) PEAK	0.54	0.23%	-	46,136	0.00%	-	16	16	-	11	11	-	4	4
B-1(09) OFF-PEAK	5.36	2.30%	5,692	-	#DIV/0!	-	121	121	-	82	82	-	40	40
B-2A (10)	2.02	0.87%	805	72,555	0.00%	383	52	435	383	34	417	-	18	18
B-2B-(12) T Peak	2.75	1.18%	-	188,220	0.00%	994	79	1,073	994	57	1,051	-	22	22
B-2B-(12) T Off-Peak	18.81	8.06%	2,654	-	#DIV/0!	-	418	418	-	283	283	-	135	135
B-3 (14) T Peak	0.37	0.16%	-	3,018	0.01%	16	11	27	14	8	21	2	3	5
B-3 (14) T Off-Peak	1.99	0.85%	36	18,880	0.01%	95	40	135	95	30	125	-	10	10
B-4 (17) - Peak	0.22	0.09%	-	11,944	0.00%	60	6	66	60	5	65	-	2	2
B-4 (17) - Off Peak	1.42	0.61%	3	-	#DIV/0!	-	31	31	-	21	21	-	10	10
E-2 (58) Temp	0.11	0.05%	18	-	#DIV/0!	-	3	3	-	2	2	-	1	1
Sub-Total	34.81	14.92%	13,917	407,048	0.01%	1,548	813	2,361	1,546	552	2,098	2	261	263
Single Point Supply for Further Distribution					#DIV/0!									
C-1A (19)	0.33	0.14%	186	2,771	0.01%	-	11	11	-	7	7	-	4	4
C-1B (25)	2.71	1.16%	175	18,303	0.02%	97	78	175	97	54	151	-	24	24
C-1C(26)T Peak	0.50	0.21%	20	11,620	0.00%	61	14	76	61	12	73	-	3	3
C-1C(26)T Off Peak	3.03	1.30%	155	-	#DIV/0!	-	68	68	-	51	51	-	17	17
C-2A (28)	1.08	0.46%	16	-	#DIV/0!	-	28	28	-	22	22	-	6	6
C-2B (29)T Peak	1.17	0.50%	40	7,424	0.02%	37	34	71	37	27	65	-	6	6
C-2B(29)T Off-Peak	5.97	2.56%	13	17,579	0.04%	89	133	221	89	100	189	-	33	33
Sub-Total	14.79	6.34%	605	57,698	0.03%	284	365	649	284	273	557	-	92	92
Agriculture Tubewell - Tariff D					#DIV/0!									
Agriculture D-1A (41,42,43,44,46)	0.67	0.29%	2,127	92,555	0.00%	-	21	21	-	12	12	-	9	9
D2 (NOR)	1.38	0.59%	2,877	25,140	0.01%	60	40	100	60	28	89	-	11	11
D-2 (SUB)	-	0.00%		-	#DIV/0!	-	-	-	-	-	-	-	-	-
D-1B(T) Peak	2.46	1.06%		61,886	0.00%	149	54	203	149	33	181	-	22	22
D-1B(T) Off-Peak	4.10	1.76%	38	-	#DIV/0!	-	101	101	-	22	22	-	79	79
D-1B(T) Peak (NOR)	-	0.00%	-	-	#DIV/0!	-	-	-	-	-	-	-	-	-
D-1B(T) Peak (SUB)	0.26	0.11%	524	6,522	0.00%	16	8	23	16	2	18	-	6	6
D-1B(T) Peak (SUB)	-	0.00%	-	-	#DIV/0!	-	-	-	-	-	-	-	-	-
D-1B(T) Off-Peak	0.18	0.08%	3,704	-	#DIV/0!	-	4	4	-	1	1	-	2	2
	9.05	3.88%	9,270	186,103	0.01%	225	227	451	225	98	323	-	129	129
Public Lighting - Tariff G					#DIV/0!									
G(T)	1.61	0.69%	425	13,029	0.01%	-	41	41	-	33	33	-	8	8
Housing Colonies - Tariff H					#DIV/0!							-		
H(1)	0.11	0.05%	19	2,334	0.01%	-	3	3	-	2	2	-	1	1
AJK Bulk Supply					#DIV/0!									-
	20.51	8.79%	14,384	106,027	0.02%	-	496	496	-	400	400	-	96	96
Total	233.28	100.00%	818,816	1,684,827	0.02%	2,980	5,281	8,262	2,978	3,157	6,135	2	2,124	2,126

Sukkur Electric Power Company Ltd.

FORM - 28 (b)

SUKKUR ELECTRIC POWR COMPANY LTD.

Proposed & Subsidy

FY 2020-21

Nov

Description	Unit Sale FY 2020-21	Sales Mix	No. of Consumers	Sanctioned Load	Load Factor	Revenue as per new proposed Tariff			Revenue as per GOP Notified Tariff			Subsidy		
						Fixed Charge	Variable Charge	Total	Fixed Charge	Variable Charge	Total	Fixed Charge	Variable Charge	Total
	MkWh	%age		kW	%age	Rs/kW/M		Rs/kWh	Rs/kW/M		Rs/kWh	Rs/kW/M		Rs/kWh
Residential														
Residential - A1														
Upto - 50	2.50	1.42%	68,102	106,027	0.00%	95	10	105	95	10	105	-	0	0
1-100 GoP Tariff	37.86	21.47%	285,629	104,391	0.04%	188	702	890	188	293	481	-	409	409
101 - 200 GoP Tariff	26.61	15.09%	119,536	176,040	0.02%	-	580	580	-	268	268	-	312	312
201 - 300 GoP Tariff	20.88	11.84%	76,084	98,176	0.02%	-	516	516	-	254	254	-	262	262
301 - 700 GoP Tariff	11.91	6.75%	75,586	146,375	0.01%	-	315	315	-	233	233	-	82	82
Above -700 GoP	1.81	1.02%	26,480	46,955	0.00%	-	52	52	-	41	41	-	11	11
A-1B(03) T Peak	0.11	0.06%	-	26,754	0.00%	-	3	3	-	3	3	-	1	1
A-1B(03) T Off- Peak	0.60	0.34%	2,856	-	#DIV/0!	-	14	14	-	10	10	-	4	4
E-1(55) Temp.	0.00	0.00%	2	9	0.00%	-	0	0	-	0	0	-	0	0
Sub-Total	102.28	58.00%	654,285	704,728	0.02%	283	2,192	2,475	283	1,110	1,394	-	1,081	1,081
For Peak Load Requirement Upto 20 KW					#DIV/0!									
Commercial - A2A (04)	4.27	2.42%	120,691	132,383	0.00%	278	123	401	278	85	363	-	38	38
A-2B(05)	0.80	0.45%	770	245	0.37%	1	21	23	1	17	19	-	4	4
A-2C (06) T Peak	1.35	0.76%	-	9,230	0.02%	44	39	83	44	32	76	-	7	7
A-2C (06) T Off -Peak	6.53	3.70%	4,450	66,003	0.01%	317	146	463	317	115	432	-	32	32
E-1a(56) TEMP.	-	0.00%	-	-	#DIV/0!	-	-	-	-	-	-	-	-	-
Sub-Total	12.94	7.34%	125,911	207,862	0.01%	640	330	970	640	249	889	-	81	81
Industrial					#DIV/0!									
Industrial B-1 (07)	0.92	0.52%	4,654	66,294	0.00%	-	28	28	-	16	16	-	12	12
B-1 (08)	-	0.00%	55	-	#DIV/0!	-	-	-	-	-	-	-	-	-
B-1(09) PEAK	0.40	0.23%	-	46,136	0.00%	-	12	12	-	8	8	-	3	3
B-1(09) OFF-PEAK	4.05	2.30%	5,692	-	#DIV/0!	-	92	92	-	62	62	-	30	30
B-2A (10)	1.53	0.87%	805	72,555	0.00%	383	39	422	383	26	409	-	13	13
B-2B-(12) T Peak	2.08	1.18%	-	188,220	0.00%	994	60	1,054	994	43	1,037	-	17	17
B-2B-(12) T Off-Peak	14.22	8.06%	2,654	-	#DIV/0!	-	316	316	-	214	214	-	102	102
B-3 (14) T Peak	0.28	0.16%	-	3,018	0.01%	16	8	24	14	6	20	2	2	4
B-3 (14) T Off-Peak	1.51	0.85%	36	18,880	0.01%	95	30	125	95	22	118	-	8	8
B-4 (17) - Peak	0.17	0.09%	-	11,944	0.00%	60	5	65	60	3	64	-	1	1
B-4 (17) - Off Peak	1.07	0.61%	3	-	#DIV/0!	-	24	24	-	16	16	-	8	8
E-2 (58) Temp	0.08	0.05%	18	-	#DIV/0!	-	2	2	-	2	2	-	1	1
Sub-Total	26.31	14.92%	13,917	407,048	0.01%	1,548	615	2,163	1,546	417	1,963	2	197	199
Single Point Supply for Further Distribution					#DIV/0!									
C-1A (19)	0.25	0.14%	186	2,771	0.01%	-	8	8	-	5	5	-	3	3
C-1B (25)	2.05	1.16%	175	18,303	0.01%	97	59	156	97	41	138	-	18	18
C-1C(26)T Peak	0.38	0.21%	20	11,620	0.00%	61	11	72	61	9	70	-	2	2
C-1C(26)T Off Peak	2.29	1.30%	155	-	#DIV/0!	-	51	51	-	39	39	-	13	13
C-2A (28)	0.82	0.46%	16	-	#DIV/0!	-	21	21	-	16	16	-	5	5
C-2B (29)T Peak	0.88	0.50%	40	7,424	0.01%	37	25	63	37	21	58	-	5	5
C-2B(29)T Off-Peak	4.51	2.56%	13	17,579	0.03%	89	100	189	89	76	164	-	25	25
Sub-Total	11.18	6.34%	605	57,698	0.02%	284	276	560	284	207	491	-	69	69
Agriculture Tubewell - Tariff D					#DIV/0!									
Agriculture D-1A (41,42,43,44,46)	0.51	0.29%	2,127	92,555	0.00%	-	16	16	-	9	9	-	7	7
D2 (NOR)	1.04	0.59%	2,877	25,140	0.00%	60	30	90	60	21	82	-	9	9
D-2 (SUB)	-	0.00%		-	#DIV/0!	-	-	-	-	-	-	-	-	-
D-1B(T) Peak	1.86	1.06%		61,886	0.00%	149	41	190	149	25	173	-	16	16
D-1B(T) Off-Peak	3.10	1.76%	38	-	#DIV/0!	-	76	76	-	17	17	-	60	60
D-1B(T) Peak (NOR)	-	0.00%	-	-	#DIV/0!	-	-	-	-	-	-	-	-	-
D-1B(T) Peak (SUB)	0.20	0.11%	524	6,522	0.00%	16	6	21	16	1	17	-	4	4
D-1B(T) Peak (SUB)	-	0.00%	-	-	#DIV/0!	-	-	-	-	-	-	-	-	-
D-1B(T) Off-Peak	0.14	0.08%	3,704	-	#DIV/0!	-	3	3	-	1	1	-	2	2
	6.84	3.88%	9,270	186,103	0.00%	225	171	396	225	74	299	-	97	97
Public Lighting - Tariff G					#DIV/0!									
G(1)	1.21	0.69%	425	13,029	0.01%	-	31	31	-	25	25	-	6	6
Housing Colonies - Tariff H					#DIV/0!							-		-
H(1)	0.08	0.05%	19	2,334	0.00%	-	2	2	-	2	2	-	0	0
AJK Bulk Supply					#DIV/0!									-
	15.50	8.79%	14,384	106,027	0.02%	-	375	375	-	302	302	-	73	73
Total	176.35	100.00%	818,316	1,684,827	0.01%	2,980	3,992	6,973	2,978	2,387	5,365	2	1,606	1,608

Sukkur Electric Power Company Ltd.

FORM - 28 (b)

SUKKUR ELECTRIC POWR COMPANY LTD.

Proposed & Subsidy

FY 2020-21

Dec

Description	Unit Sale FY 2020-21	Sales Mix	No. of Consumers	Sanctioned Load	Load Factor	Revenue as per new proposed Tariff			Revenue as per GOP Notified Tariff			Subsidy		
						Fixed Charge	Variable Charge	Total	Fixed Charge	Variable Charge	Total	Fixed Charge	Variable Charge	Total
	(MkWh)	(%age)		(kW)	(%age)	(Rs/kW/M)		(Rs/kWh)	(Rs/kW/M)		(Rs/kWh)	(Rs/kW/M)		(Rs/kWh)
Residential														
Residential - A1														
Upto - 50	2.29	1.42%	68,102	106,027	0.00%	95	9	105	95	9	104	-	0	0
1-100 GoP Tariff	34.80	21.47%	285,639	104,391	0.04%	188	645	833	188	269	457	-	376	376
101 - 200 GoP Tariff	24.46	15.09%	119,536	176,040	0.02%	-	533	533	-	246	246	-	287	287
201 - 300 GoP Tariff	19.19	11.84%	76,084	38,176	0.02%	-	474	474	-	233	233	-	241	241
301 - 700 GoP Tariff	10.94	6.75%	75,586	146,375	0.01%	-	289	289	-	214	214	-	75	75
Above -700 GoP	1.66	1.02%	26,480	46,955	0.00%	-	48	48	-	38	38	-	10	10
A-1B(03) T Peak	0.11	0.06%	-	26,754	0.00%	-	3	3	-	2	2	-	1	1
A-1B(03) T Off- Peak	0.55	0.34%	2,856	-	#DIV/0!	-	12	12	-	9	9	-	3	3
E-11(55) Temp.	0.00	0.00%	2	9	0.00%	-	0	0	-	0	0	-	0	0
Sub-Total	**94.00**	**58.00%**	**654,285**	**704,726**	**0.02%**	**283**	**2,014**	**2,298**	**283**	**1,021**	**1,304**	**-**	**994**	**994**
For Peak Load Requirement Upto 20 KW					#DIV/0!									
Commercial - A2A (04)	3.92	2.42%	120,691	132,383	0.00%	278	113	391	278	78	356	-	35	35
A-2B(05)	0.74	0.45%	770	245	0.34%	1	20	21	1	16	17	-	4	4
A-2C (06) T Peak	1.24	0.76%	-	9,230	0.02%	44	36	80	44	29	73	-	7	7
A-2C (06) T Off -Peak	6.00	3.70%	4,450	66,003	0.01%	317	134	451	317	105	422	-	29	29
E-1iii(56) TEMP.	-	0.00%	-	-	#DIV/0!	-	-	-	-	-	-	-	-	-
Sub-Total	**11.89**	**7.34%**	**125,911**	**207,862**	**0.01%**	**640**	**303**	**944**	**640**	**229**	**869**	**-**	**74**	**74**
Industrial					#DIV/0!									
Industrial B-1 (07)	0.85	0.52%	4,654	66,294	0.00%	-	26	26	-	15	15	-	11	11
B-1 (08)	-	0.00%	55	-	#DIV/0!	-	-	-	-	-	-	-	-	-
B-1(09) PEAK	0.37	0.23%	-	46,136	0.00%	-	11	11	-	8	8	-	3	3
B-1(09) OFF-PEAK	3.72	2.30%	5,692	-	#DIV/0!	-	84	84	-	57	57	-	27	27
B-2A (10)	1.40	0.87%	805	72,555	0.00%	383	36	419	383	23	407	-	12	12
B-2B-(12) T Peak	1.91	1.18%	-	188,220	0.00%	994	55	1,049	994	40	1,033	-	15	15
B-2B-(12) T Off-Peak	13.07	8.06%	2,654	-	#DIV/0!	-	290	290	-	196	196	-	94	94
B-3 (14) T Peak	0.26	0.16%	-	3,018	0.01%	16	7	23	14	5	19	2	2	4
B-3 (14) T Off-Peak	1.38	0.85%	36	18,880	0.01%	95	28	123	95	21	116	-	7	7
B-4 (17) - Peak	0.15	0.09%	-	11,944	0.00%	60	4	65	60	3	63	-	1	1
B-4 (17) - Off Peak	0.99	0.61%	3	-	#DIV/0!	-	22	22	-	15	15	-	7	7
E-2 (58) Temp	0.08	0.05%	18	-	#DIV/0!	-	2	2	-	1	1	-	1	1
Sub-Total	**24.18**	**14.92%**	**13,917**	**407,048**	**0.01%**	**1,548**	**565**	**2,113**	**1,546**	**384**	**1,930**	**2**	**181**	**183**
Single Point Supply for Further Distribution					#DIV/0!									
C-1A (19)	0.23	0.14%	186	2,771	0.01%	-	7	7	-	5	5	-	3	3
C-1B (25)	1.88	1.16%	175	18,303	0.01%	97	54	151	97	38	134	-	17	17
C-1C(26)T Peak	0.34	0.21%	20	11,620	0.00%	61	10	71	61	8	69	-	2	2
C-1C(26)T Off Peak	2.10	1.30%	155	-	#DIV/0!	-	47	47	-	36	36	-	12	12
C-2A (28)	0.75	0.46%	16	-	#DIV/0!	-	19	19	-	15	15	-	4	4
C-2B (29)T Peak	0.81	0.50%	40	7,424	0.01%	37	23	61	37	19	56	-	4	4
C-2B(29)T Off-Peak	4.15	2.56%	13	17,579	0.03%	89	92	181	89	69	158	-	23	23
Sub-Total	**10.27**	**6.34%**	**605**	**57,698**	**0.02%**	**284**	**254**	**538**	**284**	**190**	**474**	**-**	**64**	**64**
Agriculture Tubewell - Tariff D					#DIV/0!									
Agriculture D-1A (41,42,43,44,46)	0.47	0.29%	2,127	92,555	0.00%	-	14	14	-	8	8	-	6	6
D2 (NOR)	0.96	0.59%	2,877	25,140	0.00%	60	28	88	60	20	80	-	8	8
D-2 (SUB)	-	0.00%		-	#DIV/0!	-	-	-	-	-	-	-	-	-
D-1B(T) Peak	1.71	1.06%		61,886	0.00%	149	38	186	149	23	171	-	15	15
D-1B(T) Off-Peak	2.85	1.76%	38	-	#DIV/0!	-	70	70	-	15	15	-	55	55
D-1B(T) Peak (NOR)	-	0.00%	-	-	#DIV/0!	-	-	-	-	-	-	-	-	-
D-1B(T) Peak (SUB)	0.18	0.11%	524	6,522	0.00%	16	5	21	16	1	17	-	4	4
D-1B(T) Peak (SUB)	-	0.00%	-	-	#DIV/0!	-	-	-	-	-	-	-	-	-
D-1B(T) Off-Peak	0.13	0.08%	3,704	-	#DIV/0!	-	2	2	-	1	1	-	2	2
	6.29	**3.88%**	**9,270**	**186,103**	**0.00%**	**225**	**157**	**382**	**225**	**68**	**293**	**-**	**89**	**89**
Public Lighting - Tariff G					#DIV/0!									
G(1)	1.12	0.69%	425	13,029	0.01%	-	29	29	-	23	23	-	6	6
Housing Colonies - Tariff H					#DIV/0!							-		-
H(1)	0.07	0.05%	19	2,334	0.00%	-	2	2	-	2	2	-	0	0
AJK Bulk Supply					#DIV/0!									-
	14.25	8.79%	14,384	106,027	0.02%	-	345	345	-	278	278	-	67	67
Total	**162.07**	**100.00%**	**818,816**	**1,684,827**	**0.01%**	**2,980**	**3,669**	**6,650**	**2,978**	**2,193**	**5,172**	**2**	**1,476**	**1,478**

Sukkur Electric Power Company Ltd.

FORM - 28 (b)

SUKKUR ELECTRIC POWR COMPANY LTD.

Proposed & Subsidy

FY 2020-21 (2nd Qtr)

Oct-Dec

Description	2nd Qtr	Sales Mix	No. of Consumers	Sanctioned Load	Load Factor	Revenue as per new proposed Tariff '21			Revenue as per GOP Notified Tariff			Subsidy		
						Fixed Charge	Variable Charge	Total	Fixed Charge	Variable Charge	Total	Fixed Charge	Variable Charge	Total
	(MkWh)	(%age)		(kW)	(%age)	(Rs/kW/M)		(Rs/kWh)	(Rs/kW/M)		(Rs/kWh)	(Rs/kW/M)		(Rs/kWh)
Residential														
Residential - A1														
Upto - 50	8.09	1.42%	88,102	106,027	0.01%	286	32	319	286	32	318	-	0	0
1-100 GoP Tariff	122.74	21.47%	285,639	104,391	0.13%	564	2,277	2,840	564	950	1,514	-	1,327	1,327
101 - 200 GoP Tariff	86.28	15.09%	119,536	176,040	0.06%	-	1,881	1,881	-	868	868	-	1,013	1,013
201 - 300 GoP Tariff	67.69	11.84%	75,084	98,176	0.08%	-	1,671	1,671	-	822	822	-	849	849
301 - 700 GoP Tariff	38.60	6.75%	75,586	146,375	0.03%	-	1,020	1,020	-	755	755	-	265	265
Above -700 GoP	5.85	1.02%	26,480	46,955	0.01%	-	170	170	-	133	133	-	37	37
A-1B(03) T Peak	0.37	0.06%	-	26,754	0.00%	-	11	11	-	8	8	-	2	2
A-1B(03) T Off- Peak	1.95	0.34%	2,856	-	#DIV/0!	-	44	44	-	32	32	-	12	12
E-1i(55) Temp.	0.00	0.00%	2	9	0.02%	-	0	0	-	0	0	-	0	0
Sub-Total	331.58	58.00%	654,285	704,726	0.05%	850	7,105	7,955	850	3,600	4,450	-	3,506	3,506
For Peak Load Requirement Upto 20 KW					#DIV/0!									
Commercial - A2A (04)	13.84	2.42%	120,991	132,383	0.01%	834	400	1,234	834	276	1,110	-	124	124
A-2B(05)	2.60	0.45%	770	245	1.21%	4	69	73	4	56	60	-	13	13
A-2C (06) T Peak	4.36	0.76%	-	9,230	0.05%	133	126	259	133	103	236	-	23	23
A-2C (06) T Off -Peak	21.16	3.70%	4,450	66,003	0.04%	950	474	1,425	950	372	1,322	-	102	102
E-1ii(56) TEMP.	-	0.00%	-	-	#DIV/0!	-	-	-	-	-	-	-	-	-
Sub-Total	41.95	7.34%	125,911	207,862	0.02%	2,771	8,219	10,990	2,771	4,439	7,210	-	3,780	3,780
Industrial					#DIV/0!									
Industrial B-1 (07)	2.99	0.52%	4,654	66,294	0.01%	-	91	91	-	52	52	-	40	40
B-1 (08)	-	0.00%	55	-	#DIV/0!	-	-	-	-	-	-	-	-	-
B-1(09) PEAK	1.31	0.23%	-	46,136	0.00%	-	38	38	-	27	27	-	11	11
B-1(09) OFF-PEAK	13.13	2.30%	5,692	-	#DIV/0!	-	297	297	-	200	200	-	97	97
B-2A (10)	4.95	0.87%	805	72,555	0.01%	1,149	126	1,276	1,149	83	1,232	-	43	43
B-2B-(12) T Peak	6.73	1.18%	-	188,220	0.00%	2,981	194	3,175	2,981	140	3,121	-	54	54
B-2B-(12) T Off-Peak	46.10	8.06%	2,654	-	#DIV/0!	-	1,024	1,024	-	692	692	-	331	331
B-3 (14) T Peak	0.91	0.16%	-	3,018	0.03%	48	26	74	41	19	60	7	7	14
B-3 (14) T Off-Peak	4.89	0.85%	36	18,880	0.03%	285	97	383	285	73	358	-	25	25
B-4 (17) - Peak	0.54	0.09%	-	11,944	0.01%	181	15	196	181	11	192	-	4	4
B-4 (17) - Off Peak	3.48	0.61%	3	-	#DIV/0!	-	77	77	-	52	52	-	25	25
E-2 (58) Temp	0.27	0.05%	18	-	#DIV/0!	-	7	7	-	5	5	-	2	2
Sub-Total	85.30	14.92%	13,917	407,048	0.02%	4,845	1,993	6,637	4,838	1,353	5,991	7	640	646
Single Point Supply for Further Distribution					#DIV/0!									
C-1A (19)	0.81	0.14%	186	2,771	0.03%	-	26	26	-	17	17	-	9	9
C-1B (25)	6.63	1.16%	175	18,303	0.04%	290	192	482	290	134	423	-	58	58
C-1C(26)T Peak	1.22	0.21%	20	11,620	0.01%	184	35	219	184	29	213	-	6	6
C-1C(26)T Off Peak	7.43	1.30%	155	-	#DIV/0!	-	166	166	-	126	126	-	41	41
C-2A (28)	2.66	0.46%	16	-	#DIV/0!	-	69	69	-	53	53	-	16	16
C-2B (29)T Peak	2.86	0.50%	40	7,424	0.04%	112	82	195	112	67	180	-	15	15
C-2B(29)T Off-Peak	14.63	2.56%	13	17,579	0.10%	266	325	591	266	245	511	-	80	80
Sub-Total	36.23	6.34%	605	57,698	0.07%	852	895	1,747	852	670	1,522	-	225	225
Agriculture Tubewell - Tariff D					#DIV/0!									
Agriculture D-1A (41,42,43,44,46)	1.64	0.29%	2,127	92,555	0.00%	-	50	50	-	29	29	-	21	21
D2 (NOR)	3.37	0.59%	2,877	25,140	0.02%	181	97	278	181	69	250	-	28	28
D-2 (SUB)	-	0.00%		-	#DIV/0!	-	-	-	-	-	-	-	-	-
D-1B(T) Peak	6.03	1.06%		61,886	0.01%	446	133	579	446	80	526	-	53	53
D-1B(T) Off-Peak	10.04	1.76%	38	-	#DIV/0!	-	247	247	-	54	54	-	193	193
D-1B(T) Peak (NOR)	-	0.00%	-	-	#DIV/0!	-	-	-	-	-	-	-	-	-
D-1B(T) Peak (SUB)	0.64	0.11%	524	6,522	0.01%	47	19	66	47	5	52	-	14	14
D-1B(T) Peak (SUB)	-	0.00%	-	-	#DIV/0!	-	-	-	-	-	-	-	-	-
D-1B(T) Off-Peak	0.44	0.08%	3,704	-	#DIV/0!	-	9	9	-	3	3	-	6	6
	22.18	3.88%	9,270	186,103	0.01%	674	555	1,229	674	240	914	-	315	315
Public Lighting - Tariff G					#DIV/0!									
G(T)	3.94	0.69%	425	13,029	0.03%	-	101	101	-	81	81	-	20	20
Housing Colonies - Tariff H					#DIV/0!							-		-
H(1)	0.26	0.05%	19	2,334	0.01%	-	7	7	-	5	5	-	1	1
AJK Bulk Supply					#DIV/0!									-
	50.26	8.79%	14,384	106,027	0.05%	-	1,217	1,217	-	981	981	-	236	236
Total	571.70	100.00%	818,816	1,684,827	0.04%	9,791	20,092	29,883	9,785	11,369	21,154	7	8,723	8,730

Sukkur Electric Power Company Ltd.

FORM - 28 (b)

SUKKUR ELECTRIC POWR COMPANY LTD.

Proposed & Subsidy

FY 2020-21

Jan

Description	Unit Sale FY 2020-21	Sales Mix	No. of Consumers	Sanctioned Load	Load Factor	Revenue as per new proposed Tariff			Revenue as per GOP Notified Tariff			Subsidy		
						Fixed Charge	Variable Charge	Total	Fixed Charge	Variable Charge	Total	Fixed Charge	Variable Charge	Total
	(MkWh)	(%age)		(kW)	(%age)	(Rs/kW/M)		(Rs/kWh)	(Rs/kW/M)		(Rs/kWh)	(Rs/kW/M)		(Rs/kWh)
Residential														
Residential - A1														
Upto - 50	2.28	1.42%	68,102	106,027	0.00%	95	9	105	95	9	104	-	0	0
1-100 GoP Tariff	34.65	21.47%	285,639	104,391	0.04%	188	643	831	188	268	456	-	374	374
101 - 200 GoP Tariff	24.35	15.09%	119,536	176,040	0.02%	-	531	531	-	245	245	-	286	286
201 - 300 GoP Tariff	19.11	11.84%	76,084	98,176	0.02%	-	472	472	-	232	232	-	240	240
301 - 700 GoP Tariff	10.90	6.75%	75,583	146,375	0.01%	-	288	288	-	213	213	-	75	75
Above -700 GoP	1.65	1.02%	26,480	46,955	0.00%	-	48	48	-	37	37	-	10	10
A-1B(03) T Peak	0.10	0.06%	-	26,754	0.00%	-	3	3	-	2	2	-	1	1
A-1B(03) T Off- Peak	0.55	0.34%	2,856	-	#DIV/0!	-	12	12	-	9	9	-	3	3
E-11(55) Temp.	0.00	0.00%	2	9	0.00%	-	0	0	-	0	0	-	0	0
Sub-Total	93.59	58.00%	654,285	704,726	0.02%	283	2,006	2,289	283	1,016	1,299	-	989	989
For Peak Load Requirement Upto 20 KW					#DIV/0!									
Commercial - A2A (04)	3.91	2.42%	120,691	132,383	0.00%	278	113	391	278	78	356	-	35	35
A-2B(05)	0.73	0.45%	770	245	0.34%	1	20	21	1	16	17	-	4	4
A-2C (06) T Peak	1.23	0.76%	-	9,230	0.02%	44	35	80	44	29	73	-	6	6
A-2C (06) T Off -Peak	5.97	3.70%	4,450	66,003	0.01%	317	134	451	317	105	422	-	29	29
E-1ii(56) TEMP.	-	0.00%	-	-	#DIV/0!	-	-	-	-	-	-	-	-	-
Sub-Total	11.84	7.34%	125,911	207,862	0.01%	640	302	942	640	228	868	-	74	74
Industrial					#DIV/0!									
Industrial B-1 (07)	0.84	0.52%	4,654	66,294	0.00%	-	26	26	-	15	15	-	11	11
B-1 (08)	-	0.00%	55	-	#DIV/0!	-	-	-	-	-	-	-	-	-
B-1(09) PEAK	0.37	0.23%	-	46,136	0.00%	-	11	11	-	8	8	-	3	3
B-1(09) OFF-PEAK	3.71	2.30%	5,692	-	#DIV/0!	-	84	84	-	56	56	-	27	27
B-2A (10)	1.40	0.87%	805	72,555	0.00%	383	36	419	383	23	406	-	12	12
B-2B-(12) T Peak	1.90	1.18%	-	188,220	0.00%	994	55	1,049	994	39	1,033	-	15	15
B-2B-(12) T Off-Peak	13.01	8.06%	2,654	-	#DIV/0!	-	289	289	-	195	195	-	94	94
B-3 (14) T Peak	0.26	0.16%	-	3,018	0.01%	16	7	23	14	5	19	2	2	4
B-3 (14) T Off-Peak	1.38	0.85%	36	18,880	0.01%	95	28	123	95	21	116	-	7	7
B-4 (17) - Peak	0.15	0.09%	-	11,944	0.00%	60	4	64	60	3	63	-	1	1
B-4 (17) - Off Peak	0.98	0.61%	3	-	#DIV/0!	-	22	22	-	15	15	-	7	7
E-2 (58) Temp	0.08	0.05%	18	-	#DIV/0!	-	2	2	-	1	1	-	1	1
Sub-Total	24.08	14.92%	13,917	407,048	0.01%	1,548	562	2,111	1,546	382	1,928	2	181	183
Single Point Supply for Further Distribution					#DIV/0!									
C-1A (19)	0.23	0.14%	186	2,771	0.01%	-	7	7	-	5	5	-	3	3
C-1B (25)	1.87	1.16%	175	18,303	0.01%	97	54	151	97	38	134	-	16	16
C-1C(26)T Peak	0.34	0.21%	20	11,920	0.00%	61	10	71	61	8	69	-	2	2
C-1C(26)T Off Peak	2.10	1.30%	155	-	#DIV/0!	-	47	47	-	36	36	-	11	11
C-2A (28)	0.75	0.46%	16	-	#DIV/0!	-	19	19	-	15	15	-	4	4
C-2B (29)T Peak	0.81	0.50%	40	7,424	0.01%	37	23	61	37	19	56	-	4	4
C-2B(29)T Off-Peak	4.13	2.56%	13	17,579	0.03%	89	92	180	89	69	158	-	23	23
Sub-Total	10.23	6.34%	605	57,698	0.02%	284	253	537	284	189	473	-	64	64
Agriculture Tubewell - Tariff D					#DIV/0!									
Agriculture D-1A (41,42,43,44,46)	0.46	0.29%	2,127	92,555	0.00%	-	14	14	-	8	8	-	6	6
D2 (NOR)	0.95	0.59%	2,877	25,140	0.00%	60	27	88	60	20	80	-	8	8
D-2 (SUB)	-	0.00%	-	-	#DIV/0!	-	-	-	-	-	-	-	-	-
D-1B(T) Peak	1.70	1.06%		61,886	0.00%	149	38	188	149	23	171	-	15	15
D-1B(T) Off-Peak	2.93	1.76%	38	-	#DIV/0!	-	70	70	-	15	15	-	55	55
D-1B(T) Peak (NOR)	-	0.00%	-	-	#DIV/0!	-	-	-	-	-	-	-	-	-
D-1B(T) Peak (SUB)	0.18	0.11%	524	6,522	0.00%	16	5	21	16	1	17	-	4	4
D-1B(T) Peak (SUB)	-	0.00%	-	-	#DIV/0!	-	-	-	-	-	-	-	-	-
D-1B(T) Off-Peak	0.13	0.08%	3,704	-	#DIV/0!	-	2	2	-	1	1	-	2	2
	6.26	3.88%	9,270	186,103	0.00%	225	157	381	225	68	292	-	89	89
Public Lighting - Tariff G					#DIV/0!									
G(1)	1.11	0.69%	425	13,029	0.01%	-	29	29	-	23	23	-	6	6
Housing Colonies - Tariff H					#DIV/0!							-		-
H(1)	0.07	0.05%	19	2,334	0.00%	-	2	2	-	2	2	-	0	0
AJK Bulk Supply					#DIV/0!									-
	14.19	8.79%	14,384	106,027	0.02%	-	343	343	-	277	277	-	67	67
Total	161.37	100.00%	818,816	1,684,827	0.01%	2,980	3,653	6,634	2,978	2,184	5,162	2	1,469	1,471

Sukkur Electric Power Company Ltd.

FORM - 28 (b)

SUKKUR ELECTRIC POWR COMPANY LTD.

Proposed & Subsidy

FY 2020-21

Feb

Description	Unit Sale FY 2020-21	Sales Mix	No. of Consumers	Sanctioned Load	Load Factor	Revenue as per new proposed Tariff			Revenue as per GOP Notified Tariff			Subsidy		
						Fixed Charge	Variable Charge	Total	Fixed Charge	Variable Charge	Total	Fixed Charge	Variable Charge	Total
	(MkWh)	(%age)		(kW)	%age	Rs/kW/M		(Rs/kWh)	(Rs/kW/M)		(Rs/kWh)	(Rs/kW/M)		(Rs/kWh)
Residential														
Residential - AI														
Upto - 50	2.16	1.42%	58,102	106,027	0.00%	95	9	104	95	9	104	-	0	0
1-100 GoP Tariff	32.79	21.47%	285,629	104,391	0.04%	188	608	796	188	254	442	-	354	354
101 - 200 GoP Tariff	23.05	15.09%	119,536	176,040	0.01%	-	502	502	-	232	232	-	271	271
201 - 300 GoP Tariff	18.08	11.84%	79,084	98,176	0.02%	-	446	446	-	220	220	-	227	227
301 - 700 GoP Tariff	10.31	6.75%	75,525	146,375	0.01%	-	272	272	-	202	202	-	71	71
Above -700 GoP	1.56	1.02%	26,480	46,955	0.00%	-	45	45	-	35	35	-	10	10
A-1B(03) T Peak	0.10	0.06%	-	26,754	0.00%	-	3	3	-	2	2	-	1	1
A-1B(03) T Off- Peak	0.52	0.34%	2,956	-	#DIV/0!	-	12	12	-	8	8	-	3	3
E-11(55) Temp.	0.00	0.00%	2	9	0.00%	-	0	0	-	0	0	-	0	0
Sub-Total	88.58	58.00%	654,285	704,726	0.01%	283	1,898	2,181	283	962	1,245	-	936	936
For Peak Load Requirement Upto 20 KW					#DIV/0!									
Commercial - A2A (04)	3.70	2.42%	120,691	132,383	0.00%	278	107	385	278	74	352	-	33	33
A-2B(05)	0.69	0.45%	770	245	0.32%	1	18	20	1	15	16	-	3	3
A-2C (06) T Peak	1.16	0.76%	-	9,230	0.01%	44	34	78	44	27	72	-	6	6
A-2C (06) T Off -Peak	5.65	3.70%	4,450	66,003	0.01%	317	127	444	317	99	416	-	27	27
E-1ii(56) TEMP.	-	0.00%	-	-	#DIV/0!	-	-	-	-	-	-	-	-	-
Sub-Total	11.21	7.34%	125,911	207,862	0.01%	640	286	926	640	216	856	-	70	70
Industrial					#DIV/0!									
Industrial B-1 (07)	0.80	0.52%	4,854	66,294	0.00%	-	24	24	-	14	14	-	11	11
B-1 (08)	-	0.00%	55	-	#DIV/0!	-	-	-	-	-	-	-	-	-
B-1(09) PEAK	0.35	0.23%	-	46,136	0.00%	-	10	10	-	7	7	-	3	3
B-1(09) OFF-PEAK	3.51	2.30%	5,692	-	#DIV/0!	-	79	79	-	53	53	-	26	26
B-2A (10)	1.32	0.87%	805	72,555	0.00%	383	34	417	383	22	405	-	12	12
B-2B-(12) T Peak	1.80	1.18%	-	188,220	0.00%	994	52	1,046	994	37	1,031	-	15	15
B-2B-(12) T Off-Peak	12.31	8.06%	2,954	-	#DIV/0!	-	273	273	-	185	185	-	89	89
B-3 (14) T Peak	0.24	0.16%	-	3,018	0.01%	16	7	23	14	5	19	2	2	4
B-3 (14) T Off-Peak	1.30	0.85%	36	18,880	0.01%	95	26	121	95	19	115	-	7	7
B-4 (17) - Peak	0.14	0.09%	-	11,944	0.00%	60	4	64	60	3	63	-	1	1
B-4 (17) - Off Peak	0.93	0.61%	3	-	#DIV/0!	-	20	20	-	14	14	-	7	7
E-2 (58) Temp	0.07	0.05%	18	-	#DIV/0!	-	2	2	-	1	1	-	1	1
Sub-Total	22.79	14.92%	13,917	407,048	0.01%	1,548	532	2,080	1,546	361	1,907	2	171	173
Single Point Supply for Further Distribution					#DIV/0!									
C-1A (19)	0.22	0.14%	186	2,771	0.01%	-	7	7	-	4	4	-	2	2
C-1B (25)	1.77	1.16%	175	18,303	0.01%	97	51	148	97	36	132	-	16	16
C-1C(26)T Peak	0.33	0.21%	20	11,620	0.00%	61	9	71	61	8	69	-	2	2
C-1C(26)T Off Peak	1.98	1.30%	155	-	#DIV/0!	-	44	44	-	34	34	-	11	11
C-2A (28)	0.71	0.46%	16	-	#DIV/0!	-	18	18	-	14	14	-	4	4
C-2B (29)T Peak	0.76	0.50%	40	7,424	0.01%	37	22	59	37	18	55	-	4	4
C-2B(29)T Off-Peak	3.91	2.56%	13	17,579	0.03%	89	87	175	89	65	154	-	21	21
Sub-Total	9.68	6.34%	805	57,698	0.02%	284	239	523	284	179	463	-	60	60
Agriculture Tubewell - Tariff D					#DIV/0!									
Agriculture D-1A (41,42,43,44,46)	0.44	0.29%	2,127	92,555	0.00%	-	13	13	-	8	8	-	5	5
D2 (NOR)	0.90	0.59%	2,677	25,140	0.00%	60	26	86	60	19	79	-	7	7
D-2 (SUB)	-	0.00%		-	#DIV/0!	-	-	-	-	-	-	-	-	-
D-1B(T) Peak	1.61	1.06%		61,886	0.00%	149	36	184	149	21	170	-	14	14
D-1B(T) Off-Peak	2.68	1.76%	38	-	#DIV/0!	-	66	66	-	14	14	-	52	52
D-1B(T) Peak (NOR)	-	0.00%	-	-	#DIV/0!	-	-	-	-	-	-	-	-	-
D-1B(T) Peak (SUB)	0.17	0.11%	524	6,522	0.00%	16	5	21	16	1	17	-	4	4
D-1B(T) Peak (SUB)	-	0.00%	-	-	#DIV/0!	-	-	-	-	-	-	-	-	-
D-1B(T) Off-Peak	0.12	0.08%	3,704	-	#DIV/0!	-	2	2	-	1	1	-	1	1
	5.92	3.88%	9,270	186,103	0.00%	225	148	373	225	64	289	-	84	84
Public Lighting - Tariff G					#DIV/0!									
G(1)	1.05	0.69%	425	13,029	0.01%	-	27	27	-	22	22	-	5	5
Housing Colonies - Tariff H					#DIV/0!							-		-
H(1)	0.07	0.05%	19	2,334	0.00%	-	2	2	-	1	1	-	0	0
AJK Bulk Supply					#DIV/0!									-
	13.43	8.79%	14,384	106,027	0.01%	-	325	325	-	262	262	-	63	63
Total	152.72	100.00%	818,816	1,684,827	0.01%	2,980	3,457	6,438	2,978	2,067	5,045	2	1,390	1,393

Sukkur Electric Power Company Ltd.

FORM - 28 (b)

SUKKUR ELECTRIC POWR COMPANY LTD.

Proposed & Subsidy

FY 2020-21

Mar

Description	Unit Sale FY 2020-21	Sales Mix	No. of Consumers	Sanctioned Load	Load Factor	Revenue as per new proposed Tariff			Revenue as per GOP Notified Tariff			Subsidy		
						Fixed Charge	Variable Charge	Total	Fixed Charge	Variable Charge	Total	Fixed Charge	Variable Charge	Total
	(MkWh)	(%age)		(kW)	(%age)	(Rs/kW/M)		(Rs/kWh)	(Rs/kW/M)		(Rs/kWh)	(Rs/kW/M)		(Rs/kWh)
Residential														
Residential - A1														
Upto - 50	2.21	1.42%	68,102	106,027	0.00%	95	9	104	95	9	104	-	0	0
1-100 GoP Tariff	33.59	21.47%	285,639	104,391	0.04%	188	623	811	188	260	448	-	363	363
101 - 200 GoP Tariff	23.61	15.09%	119,536	176,040	0.02%	-	515	515	-	237	237	-	277	277
201 - 300 GoP Tariff	18.52	11.84%	76,084	98,176	0.02%	-	457	457	-	225	225	-	232	232
301 - 700 GoP Tariff	10.56	6.75%	75,586	146,375	0.01%	-	279	279	-	206	206	-	73	73
Above -700 GoP	1.60	1.02%	26,480	46,955	0.00%	-	46	46	-	36	36	-	10	10
A-1B(03) T Peak	0.10	0.06%	-	26,754	0.00%	-	3	3	-	2	2	-	1	1
A-1B(03) T Off- Peak	0.53	0.34%	2,856	-	#DIV/0!	-	12	12	-	9	9	-	3	3
E-11(55) Temp.	0.00	0.00%	2	9	0.00%	-	0	0	-	0	0	-	0	0
Sub-Total	90.73	58.00%	654,285	704,726	0.01%	283	1,944	2,228	283	985	1,268	-	959	959
For Peak Load Requirement Upto 20 KW					#DIV/0!									
Commercial - A2A (04)	3.79	2.42%	120,691	132,383	0.00%	278	109	387	278	76	354	-	34	34
A-2B(05)	0.71	0.45%	770	245	0.33%	1	19	20	1	15	17	-	4	4
A-2C (06) T Peak	1.19	0.76%	-	9,230	0.01%	44	34	79	44	28	72	-	6	6
A-2C (06) T Off -Peak	5.79	3.70%	4,450	66,003	0.01%	317	130	447	317	102	419	-	28	28
B-1ii(56) TEMP.	-	0.00%	-	-	#DIV/0!	-	-	-	-	-	-	-	-	-
Sub-Total	11.48	7.34%	125,911	207,862	0.01%	640	293	933	640	221	861	-	72	72
Industrial					#DIV/0!									
Industrial B-1 (07)	0.82	0.52%	4,554	66,294	0.00%	-	25	25	-	14	14	-	11	11
B-1 (08)	-	0.00%	55	-	#DIV/0!	-	-	-	-	-	-	-	-	-
B-1(09) PEAK	0.36	0.23%	-	46,136	0.00%	-	10	10	-	7	7	-	3	3
B-1(09) OFF-PEAK	3.59	2.30%	5,692	-	#DIV/0!	-	81	81	-	55	55	-	26	26
B-2A (10)	1.36	0.87%	805	72,555	0.00%	383	35	418	383	23	406	-	12	12
B-2B-(12) T Peak	1.84	1.18%	-	188,220	0.00%	994	53	1,047	994	38	1,032	-	15	15
B-2B-(12) T Off-Peak	12.61	8.06%	2,854	-	#DIV/0!	-	280	280	-	189	189	-	91	91
B-3 (14) T Peak	0.25	0.16%	-	3,018	0.01%	16	7	23	14	5	19	2	2	4
B-3 (14) T Off-Peak	1.34	0.85%	36	18,880	0.01%	95	27	122	95	20	115	-	7	7
B-4 (17) - Peak	0.15	0.09%	-	11,944	0.00%	60	4	64	60	3	63	-	1	1
B-4 (17) - Off Peak	0.95	0.61%	3	-	#DIV/0!	-	21	21	-	14	14	-	7	7
E-2 (58) Temp	0.07	0.05%	18	-	#DIV/0!	-	2	2	-	1	1	-	1	1
Sub-Total	23.34	14.92%	13,917	407,048	0.01%	1,548	545	2,093	1,546	370	1,916	2	175	177
Single Point Supply for Further Distribution					#DIV/0!									
C-1A (19)	0.22	0.14%	186	2,771	0.01%	-	7	7	-	5	5	-	3	3
C-1B (25)	1.81	1.16%	175	18,303	0.01%	97	52	149	97	37	133	-	16	16
C-1C(26)T Peak	0.33	0.21%	20	11,620	0.00%	61	10	71	61	8	69	-	2	2
C-1C(26)T Off Peak	2.03	1.30%	155	-	#DIV/0!	-	46	46	-	34	34	-	11	11
C-2A (28)	0.73	0.46%	16	-	#DIV/0!	-	19	19	-	14	14	-	4	4
C-2B (29)T Peak	0.78	0.50%	40	7,424	0.01%	37	23	60	37	18	56	-	4	4
C-2B(29)T Off-Peak	4.00	2.56%	13	17,579	0.03%	89	89	178	89	67	156	-	22	22
Sub-Total	9.91	6.34%	605	57,698	0.02%	284	245	529	284	183	467	-	62	62
Agriculture Tubewell - Tariff D					#DIV/0!									
Agriculture D-1A (41,42,43,44,46)	0.45	0.29%	2,127	92,555	0.00%	-	14	14	-	8	8	-	6	6
D2 (NOR)	0.92	0.59%	2,877	25,140	0.00%	60	27	87	60	19	79	-	8	8
D-2 (SUB)	-	0.00%		-	#DIV/0!	-	-	-	-	-	-	-	-	-
D-1B(T) Peak	1.65	1.06%		61,886	0.00%	149	37	185	149	22	170	-	15	15
D-1B(T) Off-Peak	2.75	1.76%	38	-	#DIV/0!	-	68	68	-	15	15	-	53	53
D-1B(T) Peak (NOR)	-	0.00%	-	-	#DIV/0!	-	-	-	-	-	-	-	-	-
D-1B(T) Peak (SUB)	0.18	0.11%	524	6,522	0.00%	16	5	21	16	1	17	-	4	4
D-1B(T) Peak (SUB)	-	0.00%	-	-	#DIV/0!	-	-	-	-	-	-	-	-	-
D-1B(T) Off-Peak	0.12	0.08%	3,704	-	#DIV/0!	-	2	2	-	1	1	-	2	2
	6.07	3.88%	9,270	186,103	0.00%	225	152	376	225	66	290	-	86	86
Public Lighting - Tariff G					#DIV/0!									
G(I)	1.08	0.69%	425	13,029	0.01%	-	28	28	-	22	22	-	6	6
Housing Colonies - Tariff H					#DIV/0!									-
H(1)	0.07	0.05%	19	2,334	0.00%	-	2	2	-	1	1	-	0	0
AJK Bulk Supply					#DIV/0!									-
	13.75	8.79%	14,384	106,027	0.01%	-	333	333	-	268	268	-	65	65
Total	156.43	100.00%	818,816	1,684,827	0.01%	2,980	3,541	6,522	2,978	2,117	5,095	2	1,424	1,426

Sukkur Electric Power Company Ltd.

FORM - 28 (b)

SUKKUR ELECTRIC POWR COMPANY LTD.

Proposed & Subsidy

FY 2020-21 (3rd Qtr)

Jan-Mar

Description	3rd Qtr Sales	Sales Mix	No. of Consumers	Sanctioned Load	Load Factor	Revenue as per new proposed Tariff			Revenue as per GOP Notified Tariff			Subsidy		
						Fixed Charge	Variable Charge	Total	Fixed Charge	Variable Charge	Total	Fixed Charge	Variable Charge	Total
	(MkWh)	(%age)		(kW)	(%age)	(Rs/kW/M)		(Rs/kWh)	(Rs/kW/M)		(Rs/kWh)	(Rs/kW/M)		(Rs/kWh)
Residential														
Residential - A1														
Upto - 50	6.66	1.42%	66,102	106,027	0.01%	286	27	313	286	26	313	-	0	0
1-100 GoP Tariff	101.02	21.47%	285,639	104,391	0.11%	564	1,874	2,438	564	782	1,346	-	1,092	1,092
101 - 200 GoP Tariff	71.01	15.09%	119,536	176,040	0.05%	-	1,548	1,548	-	714	714	-	834	834
201 - 300 GoP Tariff	55.71	11.84%	76,084	93,175	0.06%	-	1,376	1,376	-	677	677	-	699	699
301 - 700 GoP Tariff	31.77	6.75%	75,586	146,375	0.02%	-	839	839	-	621	621	-	218	218
Above -700 GoP	4.82	1.02%	26,480	46,955	0.01%	-	140	140	-	109	109	-	30	30
A-1B(03) T Peak	0.30	0.06%	-	26,754	0.00%	-	9	9	-	7	7	-	2	2
A-1B(03) T Off- Peak	1.60	0.34%	2,856	-	#DIV/0!	-	36	36	-	26	26	-	10	10
E-11(55) Temp.	0.00	0.00%	2	9	0.01%	-	0	0	-	0	0	-	0	0
Sub-Total	272.89	58.00%	654,285	704,726	0.04%	850	5,848	6,698	850	2,963	3,813	-	2,885	2,885
For Peak Load Requirement Upto 20 KW					#DIV/0!									
Commercial - A2A (04)	11.39	2.42%	120,691	132,383	0.01%	834	329	1,163	834	227	1,061	-	102	102
A-2B(05)	2.14	0.45%	770	245	0.99%	4	57	61	4	46	50	-	11	11
A-2C (06) T Peak	3.59	0.76%	-	9,230	0.04%	133	103	236	133	85	217	-	19	19
A-2C (06) T Off -Peak	17.41	3.70%	4,450	66,003	0.03%	950	390	1,341	950	306	1,257	-	84	84
E-1ii(56) TEMP.	-	0.00%	-	-	#DIV/0!	-	-	-	-	-	-	-	-	-
Sub-Total	34.53	7.34%	125,911	207,862	0.02%	2,771	8,764	9,535	2,771	3,653	6,424	-	3,111	3,111
Industrial					#DIV/0!									
Industrial B-1 (07)	2.46	0.52%	4,654	66,294	0.00%	-	75	75	-	42	42	-	33	33
B-1 (08)	-	0.00%	55	-	#DIV/0!	-	-	-	-	-	-	-	-	-
B-1(09) PEAK	1.08	0.23%	-	46,136	0.00%	-	31	31	-	22	22	-	9	9
B-1(09) OFF-PEAK	10.81	2.30%	5,592	-	#DIV/0!	-	244	244	-	165	165	-	80	80
B-2A (10)	4.08	0.87%	805	72,555	0.01%	1,149	104	1,253	1,149	68	1,217	-	36	36
B-2B-(12) T Peak	5.54	1.18%	-	188,220	0.00%	2,981	160	3,141	2,981	115	3,096	-	45	45
B-2B-(12) T Off-Peak	37.94	8.06%	2,654	-	#DIV/0!	-	843	843	-	570	570	-	273	273
B-3 (14) T Peak	0.75	0.16%	-	3,018	0.03%	48	21	69	41	15	57	7	6	13
B-3 (14) T Off-Peak	4.02	0.85%	36	18,880	0.02%	285	80	366	285	60	345	-	20	20
B-4 (17) - Peak	0.44	0.09%	-	11,944	0.00%	181	13	193	181	9	190	-	3	3
B-4 (17) - Off Peak	2.87	0.61%	3	-	#DIV/0!	-	63	63	-	43	43	-	21	21
E-2 (58) Temp	0.22	0.05%	18	-	#DIV/0!	-	6	6	-	4	4	-	2	2
Sub-Total	70.20	14.92%	13,917	407,048	0.02%	4,645	1,640	6,284	4,638	1,114	5,752	7	526	533
Single Point Supply for Further Distribution					#DIV/0!									
C-1A (19)	0.67	0.14%	186	2,771	0.03%	-	21	21	-	14	14	-	8	8
C-1B (25)	5.46	1.16%	175	18,303	0.03%	290	158	448	290	110	400	-	48	48
C-1C(26)T Peak	1.00	0.21%	20	11,620	0.01%	184	29	213	184	24	208	-	5	5
C-1C(26)T Off Peak	6.11	1.30%	155	-	#DIV/0!	-	137	137	-	104	104	-	33	33
C-2A (28)	2.19	0.46%	16	-	#DIV/0!	-	56	56	-	44	44	-	13	13
C-2B (29)T Peak	2.35	0.50%	40	7,424	0.04%	112	68	180	112	55	168	-	12	12
C-2B(29)T Off-Peak	12.04	2.56%	13	17,579	0.08%	266	267	533	266	202	468	-	66	66
Sub-Total	29.82	6.34%	605	57,698	0.06%	852	737	1,589	852	552	1,404	-	185	185
Agriculture Tubewell - Tariff D					#DIV/0!									
Agriculture D-1A (41,42,43,44,46)	1.35	0.29%	2,127	92,555	0.00%	-	41	41	-	24	24	-	18	18
D2 (NOR)	2.78	0.59%	2,877	25,140	0.01%	181	80	261	181	57	238	-	23	23
D-2 (SUB)	-	0.00%		-	#DIV/0!	-	-	-	-	-	-	-	-	-
D-1B(T) Peak	4.96	1.06%		61,886	0.01%	446	110	555	446	66	512	-	44	44
D-1B(T) Off-Peak	8.26	1.76%	38	-	#DIV/0!	-	203	203	-	44	44	-	159	159
D-1B(T) Peak (NOR)	-	0.00%	-	-	#DIV/0!	-	-	-	-	-	-	-	-	-
D-1B(T) Peak (SUB)	0.53	0.11%	524	6,522	0.01%	47	15	62	47	4	51	-	11	11
D-1B(T) Peak (SUB)	-	0.00%	-	-	#DIV/0!	-	-	-	-	-	-	-	-	-
D-1B(T) Off-Peak	0.37	0.08%	3,704	-	#DIV/0!	-	7	7	-	3	3	-	5	5
	18.25	3.88%	9,270	186,103	0.01%	674	457	1,131	674	198	871	-	259	259
Public Lighting - Tariff G					#DIV/0!									
G(I)	3.24	0.69%	425	13,029	0.03%	-	84	84	-	67	67	-	17	17
Housing Colonies - Tariff H					#DIV/0!							-		-
H(I)	0.22	0.05%	19	2,334	0.01%	-	5	5	-	4	4	-	1	1
AJK Bulk Supply					#DIV/0!									-
	41.37	8.79%	14,384	106,027	0.04%	-	1,001	1,001	-	807	807	-	194	194
Total	470.52	100.00%	818,816	1,884,827	0.03%	9,791	16,536	26,327	9,785	9,357	19,142	7	7,179	7,186

Sukkur Electric Power Company Ltd.

FORM - 28 (b)

SUKKUR ELECTRIC POWR COMPANY LTD.

Proposed & Subsidy

Apr

FY 2020-21

Description	Unit Sale FY 2020-21	Sales Mix	No. of Consumers	Sanctioned Load	Load Factor	Revenue as per new proposed Tariff			Revenue as per GOP Notified Tariff			Subsidy		
						Fixed Charge	Variable Charge	Total	Fixed Charge	Variable Charge	Total	Fixed Charge	Variable Charge	Total
	(MkWh)	(%age)		(kW)	(%age)	(Rs/kW/M)		(Rs/kWh)	(Rs/kW/M)		(Rs/kWh)	(Rs/kW/M)		(Rs/kWh)
Residential														
Residential - A1														
Upto - 50	3.14	1.42%	68,102	106,027	0.00%	95	13	108	95	12	108	-	0	0
1-100 GoP Tariff	47.58	21.47%	285,639	104,391	0.05%	188	883	1,071	188	368	556	-	514	514
101 - 200 GoP Tariff	33.45	15.09%	119,536	176,040	0.02%	-	729	729	-	336	336	-	393	393
201 - 300 GoP Tariff	26.24	11.84%	76,084	98,176	0.03%	-	648	648	-	319	319	-	329	329
301 - 700 GoP Tariff	14.96	6.75%	75,586	146,375	0.01%	-	395	395	-	293	293	-	103	103
Above -700 GoP	2.27	1.02%	26,480	46,955	0.01%	-	66	66	-	51	51	-	14	14
A-1B(03) T Peak	0.14	0.06%	-	26,754	0.00%	-	4	4	-	3	3	-	1	1
A-1B(03) T Off- Peak	0.75	0.34%	2,856	-	#DIV/0!	-	17	17	-	12	12	-	5	5
E-11(55) Temp.	0.00	0.00%	2	9	0.01%	-	0	0	-	0	0	-	0	0
Sub-Total	**128.54**	**58.00%**	**654,285**	**704,726**	**0.02%**	**283**	**2,755**	**3,038**	**283**	**1,396**	**1,679**	**-**	**1,359**	**1,359**
For Peak Load Requirement Upto 20 KW					#DIV/0!									
Commercial - A2A (04)	5.36	2.42%	120,691	132,383	0.00%	278	155	433	278	107	385	-	48	48
A-2B(05)	1.01	0.45%	770	245	0.47%	1	27	28	1	22	23	-	5	5
A-2C (06) T Peak	1.69	0.76%	-	9,230	0.02%	44	49	93	44	40	84	-	9	9
A-2C (06) T Off-Peak	8.20	3.70%	4,450	66,003	0.01%	317	184	501	317	144	461	-	40	40
E-11(56) TEMP.	-	0.00%	-	-	#DIV/0!	-	-	-	-	-	-	-	-	-
Sub-Total	**16.26**	**7.34%**	**125,911**	**207,862**	**0.01%**	**640**	**415**	**1,055**	**640**	**313**	**953**	**-**	**102**	**102**
Industrial					#DIV/0!									
Industrial B-1 (07)	1.16	0.52%	4,654	66,294	0.00%	-	35	35	-	20	20	-	15	15
B-1 (08)	-	0.00%	55	-	#DIV/0!	-	-	-	-	-	-	-	-	-
B-1(09) PEAK	0.51	0.23%	-	46,136	0.00%	-	15	15	-	11	11	-	4	4
B-1(09) OFF-PEAK	5.09	2.30%	5,692	-	#DIV/0!	-	115	115	-	78	78	-	38	38
B-2A (10)	1.92	0.87%	805	72,555	0.00%	383	49	432	383	32	415	-	17	17
B-2B-(12) T Peak	2.61	1.18%	-	188,220	0.00%	994	75	1,069	994	54	1,048	-	21	21
B-2B-(12) T Off-Peak	17.87	8.06%	2,654	-	#DIV/0!	-	397	397	-	268	268	-	128	128
B-3 (14) T Peak	0.35	0.16%	-	3,018	0.01%	16	10	26	14	7	21	2	3	5
B-3 (14) T Off-Peak	1.89	0.85%	36	18,880	0.01%	95	38	133	95	28	123	-	10	10
B-4 (17) - Peak	0.21	0.09%	-	11,944	0.00%	60	6	66	60	4	65	-	2	2
B-4 (17) - Off Peak	1.35	0.61%	3	-	#DIV/0!	-	30	30	-	20	20	-	10	10
E-2 (58) Temp	0.10	0.05%	18	-	#DIV/0!	-	3	3	-	2	2	-	1	1
Sub-Total	**33.07**	**14.92%**	**13,917**	**407,048**	**0.01%**	**1,548**	**772**	**2,321**	**1,546**	**525**	**2,071**	**2**	**248**	**250**
Single Point Supply for Further Distribution					#DIV/0!									
C-1A (19)	0.32	0.14%	186	2,771	0.01%	-	10	10	-	7	7	-	4	4
C-1B (25)	2.57	1.16%	175	18,303	0.02%	97	74	171	97	52	148	-	23	23
C-1C(26)T Peak	0.47	0.21%	20	11,620	0.00%	61	14	75	61	11	72	-	2	2
C-1C(26)T Off Peak	2.88	1.30%	155	-	#DIV/0!	-	65	65	-	49	49	-	16	16
C-2A (28)	1.03	0.46%	16	-	#DIV/0!	-	27	27	-	21	21	-	6	6
C-2B (29)T Peak	1.11	0.50%	40	7,424	0.02%	37	32	69	37	26	64	-	6	6
C-2B(29)T Off-Peak	5.67	2.56%	13	17,579	0.04%	89	126	215	89	95	184	-	31	31
Sub-Total	**14.05**	**6.34%**	**605**	**57,698**	**0.03%**	**284**	**347**	**631**	**284**	**260**	**544**	**-**	**87**	**87**
Agriculture Tubewell - Tariff D					#DIV/0!									
Agriculture D-1A (41,42,43,44,46)	0.64	0.29%	2,127	92,555	0.00%	-	20	20	-	11	11	-	8	8
D2 (NOR)	1.31	0.59%	2,877	25,140	0.01%	60	38	98	60	27	87	-	11	11
D-2 (SUB)	-	0.00%		-	#DIV/0!	-	-	-	-	-	-	-	-	-
D-1B(T) Peak	2.34	1.06%		61,886	0.00%	149	52	200	149	31	180	-	21	21
D-1B(T) Off-Peak	3.89	1.76%	38	-	#DIV/0!	-	96	96	-	21	21	-	75	75
D-1B(T) Peak (NOR)	-	0.00%	-	-	#DIV/0!	-	-	-	-	-	-	-	-	-
D-1B(T) Peak (SUB)	0.25	0.11%	524	6,522	0.00%	16	7	23	16	2	17	-	5	5
D-1B(T) Peak (SUB)	-	0.00%	-	-	#DIV/0!	-	-	-	-	-	-	-	-	-
D-1B(T) Off-Peak	0.17	0.08%	3,704	-	#DIV/0!	-	3	3	-	1	1	-	2	2
	8.60	**3.88%**	**9,270**	**186,103**	**0.01%**	**225**	**215**	**440**	**225**	**93**	**318**	**-**	**122**	**122**
Public Lighting - Tariff G					#DIV/0!									
G(1)	1.53	0.69%	425	13,029	0.01%	-	39	39	-	31	31	-	8	8
Housing Colonies - Tariff H					#DIV/0!									-
H(1)	0.10	0.05%	19	2,334	0.00%	-	3	3	-	2	2	-	1	1
AJK Bulk Supply					#DIV/0!									-
	19.48	8.79%	14,384	106,027	0.02%	-	472	472	-	380	380	-	91	91
Total	**221.63**	**100.00%**	**818,816**	**1,684,827**	**0.02%**	**2,980**	**5,017**	**7,998**	**2,978**	**3,000**	**5,978**	**2**	**2,018**	**2,020**

Sukkur Electric Power Company Ltd.

FORM - 28 (b)

SUKKUR ELECTRIC POWR COMPANY LTD.

Proposed & Subsidy

FY 2020-21

May

Description	Unit Sale FY 2020-21	Sales Mix	No. of Consumers	Sanctioned Load	Load Factor	Revenue as per new proposed Tariff			Revenue as per GOP Notified Tariff			Subsidy		
						Fixed Charge	Variable Charge	Total	Fixed Charge	Variable Charge	Total	Fixed Charge	Variable Charge	Total
	(MkWh)	(%age)		(kW)	(%ags)	(Rs/kW/M)		(Rs/kWh)	(Rs/kW/M)		(Rs/kWh)	(Rs/kW/M)		(Rs/kWh)
Residential														
Residential -A1														
Upto - 50	4.45	1.42%	68,102	106,027	0.00%	95	18	113	95	18	113	-	0	0
1-100 GoP Tariff	67.47	21.47%	285,639	104,391	0.07%	188	1,252	1,439	188	522	710	-	729	729
101 - 200 GoP Tariff	47.43	15.09%	119,536	176,040	0.03%	-	1,034	1,034	-	477	477	-	557	557
201 - 300 GoP Tariff	37.21	11.84%	76,084	98,176	0.04%	-	919	919	-	452	452	-	467	467
301 - 700 GoP Taaff	21.22	6.75%	75,586	146,375	0.02%	-	561	561	-	415	415	-	146	146
Above -700 GoP	3.22	1.02%	26,480	46,955	0.01%	-	93	93	-	73	73	-	20	20
A-1B(03) T Peak	0.20	0.06%	-	26,754	0.00%	-	6	6	-	5	5	-	1	1
A-1B(03) T Off- Peak	1.07	0.34%	2,856	-	#DIV/0!	-	24	24	-	17	17	-	7	7
E-11(55) Temp.	0.00	0.00%	2	9	0.01%	-	0	0	-	0	0	-	0	0
Sub-Total	182.27	58.00%	654,265	704,726	0.03%	283	3,906	4,189	283	1,979	2,262	-	1,927	1,927
For Peak Load Requirement Upto 20 KW					#DIV/0!									
Commercial - A2A (04)	7.61	2.42%	120,691	132,383	0.01%	278	220	498	278	152	430	-	68	68
A-2B(05)	1.43	0.45%	770	245	0.66%	1	38	39	1	31	32	-	7	7
A-2C (06) T Peak	2.40	0.76%	-	9,230	0.03%	44	69	113	44	56	101	-	13	13
A-2C (06) T Off -Peak	11.83	3.70%	4,450	66,003	0.02%	317	261	578	317	204	521	-	56	56
E-1ii(56) TEMP.	-	0.00%	-	-	#DIV/0!	-	-	-	-	-	-	-	-	-
Sub-Total	23.06	7.34%	125,911	207,862	0.01%	640	588	1,228	640	444	1,084	-	144	144
Industrial					#DIV/0!									
Industrial B-1 (07)	1.64	0.52%	4,654	66,294	0.00%	-	50	50	-	28	28	-	22	22
B-1 (08)	-	0.00%	55	-	#DIV/0!	-	-	-	-	-	-	-	-	-
B-1(09) PEAK	0.72	0.23%	-	46,136	0.00%	-	21	21	-	15	15	-	6	6
B-1(09) OFF-PEAK	7.22	2.30%	5,992	-	#DIV/0!	-	163	163	-	110	110	-	53	53
B-2A (10)	2.72	0.87%	805	72,555	0.00%	383	69	452	383	46	429	-	24	24
B-2B-(12) T Peak	3.70	1.18%	-	188,220	0.00%	994	107	1,100	994	77	1,071	-	30	30
B-2B-(12) T Off-Peak	25.34	8.06%	2,654	-	#DIV/0!	-	563	563	-	381	381	-	182	182
B-3 (14) T Peak	0.50	0.16%	-	3,018	0.02%	16	14	30	14	10	24	2	4	6
B-3 (14) T Off-Peak	2.69	0.85%	36	18,880	0.02%	95	54	149	95	40	135	-	13	13
B-4 (17) - Peak	0.30	0.09%	-	11,944	0.00%	60	8	69	60	6	66	-	2	2
B-4 (17) - Off Peak	1.92	0.61%	3	-	#DIV/0!	-	42	42	-	28	28	-	14	14
E-2 (58) Temp	0.15	0.05%	18	-	#DIV/0!	-	4	4	-	3	3	-	1	1
Sub-Total	46.89	14.92%	13,917	407,048	0.01%	1,548	1,095	2,644	1,546	744	2,290	2	352	354
Single Point Supply for Further Distribution					#DIV/0!									
C-1A (19)	0.45	0.14%	186	2,771	0.02%	-	14	14	-	9	9	-	5	5
C-1B (25)	3.65	1.16%	175	18,303	0.02%	97	105	202	97	73	170	-	32	32
C-1C(26)T Peak	0.67	0.21%	20	11,620	0.01%	61	19	81	61	16	77	-	4	4
C-1C(26)T Off Peak	4.08	1.30%	155	-	#DIV/0!	-	92	92	-	69	69	-	22	22
C-2A (28)	1.46	0.46%	16	-	#DIV/0!	-	38	38	-	29	29	-	9	9
C-2B (29)T Peak	1.57	0.50%	40	7,424	0.02%	37	45	83	37	37	74	-	8	8
C-2B(29)T Off-Peak	8.04	2.56%	13	17,579	0.05%	89	179	267	89	135	223	-	44	44
Sub-Total	19.92	6.34%	605	57,698	0.04%	284	492	776	284	368	652	-	124	124
Agriculture Tubewell - Tariff D					#DIV/0!									
Agriculture D-1A (41,42,43,44,46)	0.90	0.29%	2,127	92,555	0.00%	-	28	28	-	16	16	-	12	12
D2 (NOR)	1.85	0.59%	2,877	25,140	0.01%	60	53	114	60	38	98	-	15	15
D-2 (SUB)	-	0.00%		-	#DIV/0!	-	-	-	-	-	-	-	-	-
D-1B(T) Peak	3.32	1.06%		61,886	0.01%	149	73	222	149	44	193	-	29	29
D-1B(T) Off-Peak	5.52	1.76%	38	-	#DIV/0!	-	136	136	-	30	30	-	106	106
D-1B(T) Peak (NOR)	-	0.00%	-	-	#DIV/0!	-	-	-	-	-	-	-	-	-
D-1B(T) Peak (SUB)	0.35	0.11%	524	6,522	0.01%	16	10	26	16	3	18	-	8	8
D-1B(T) Peak (SUB)	-	0.00%	-	-	#DIV/0!	-	-	-	-	-	-	-	-	-
D-1B(T) Off-Peak	0.24	0.08%	3,704	-	#DIV/0!	-	5	5	-	2	2	-	3	3
	12.19	3.88%	9,270	186,103	0.01%	225	305	530	225	132	357	-	173	173
Public Lighting - Tariff G					#DIV/0!									
G(I)	2.16	0.69%	425	13,029	0.02%	-	56	56	-	45	45	-	11	11
Housing Colonies - Tariff H					#DIV/0!							-		
H(1)	0.14	0.05%	19	2,334	0.01%	-	4	4	-	3	3	-	1	1
AJK Bulk Supply					#DIV/0!									-
	27.63	8.79%	14,384	106,027	0.03%	-	669	669	-	539	539	-	130	130
Total	314.27	100.00%	818,816	1,684,827	0.02%	2,980	7,115	10,095	2,978	4,253	7,232	2	2,861	2,864

Sukkur Electric Power Company Ltd.

FORM - 28 (b)

SUKKUR ELECTRIC POWR COMPANY LTD.

Proposed & Subsidy

FY 2020-21

Jun

Description	Unit Sale FY 2020-21	Sales Mix	No. of Consumers	Sanctioned Load	Load Factor	Revenue as per new proposed Tariff			Revenue as per GOP Notified Tariff			Subsidy		
						Fixed Charge	Variable Charge	Total	Fixed Charge	Variable Charge	Total	Fixed Charge	Variable Charge	Total
	(MkWh)	(%age)		(kW)	(%age)	(Rs/kW/M)		(Rs/kWh)	(Rs/kW/M)		(Rs/kWh)	(Rs/kW/M)		(Rs/kWh)
Residential														
Residential - A1														
Upto - 50	4.62	1.42%	68,102	106,027	0.00%	95	18	114	95	18	114	-	0	0
1-100 GoP Tariff	70.02	21.47%	285,639	104,391	0.08%	188	1,299	1,487	188	542	730	-	757	757
101 - 200 GoP Tariff	49.21	15.09%	119,536	176,040	0.03%	-	1,073	1,073	-	495	495	-	578	578
201 - 300 GoP Tariff	38.61	11.84%	76,084	98,176	0.04%	-	953	953	-	469	469	-	484	484
301 - 700 GoP Tariff	22.02	6.75%	75,586	146,375	0.02%	-	582	582	-	430	430	-	151	151
Above -700 GoP	3.34	1.02%	26,480	46,955	0.01%	-	97	97	-	76	76	-	21	21
A-1B(03) T Peak	0.21	0.06%	-	26,754	0.00%	-	6	6	-	5	5	-	1	1
A-1B(03) T Off- Peak	1.11	0.34%	2,856	-	#DIV/0!	-	25	25	-	18	18	-	7	7
E-11(55) Temp.	0.00	0.00%	2	9	0.01%	-	0	0	-	0	0	-	0	0
Sub-Total	189.14	58.00%	654,285	704,726	0.03%	283	4,053	4,336	283	2,053	2,337	-	2,000	2,000
For Peak Load Requirement Upto 20 KW					#DIV/0!									
Commercial - A2A (04)	7.89	2.42%	120,691	132,383	0.01%	278	228	506	278	157	435	-	71	71
A-2B(05)	1.48	0.45%	770	245	0.69%	1	39	41	1	32	33	-	7	7
A-2C (06) T Peak	2.49	0.76%	-	9,230	0.03%	44	72	116	44	59	103	-	13	13
A-2C (06) T Off -Peak	12.07	3.70%	4,450	66,003	0.02%	317	271	587	317	212	529	-	58	58
E-1ii(56) TEMP.	-	0.00%	-	-	#DIV/0!	-	-	-	-	-	-	-	-	-
Sub-Total	23.93	7.34%	125,911	207,862	0.01%	640	610	1,250	640	460	1,101	-	150	150
Industrial					#DIV/0!									
Industrial B-1 (07)	1.71	0.52%	4,654	66,294	0.00%	-	52	52	-	29	29	-	23	23
B-1 (08)	-	0.00%	55	-	#DIV/0!	-	-	-	-	-	-	-	-	-
B-1(09) PEAK	0.75	0.23%	-	46,136	0.00%	-	22	22	-	16	16	-	6	6
B-1(09) OFF-PEAK	7.49	2.30%	5,692	-	#DIV/0!	-	169	169	-	114	114	-	55	55
B-2A (10)	2.83	0.87%	805	72,555	0.00%	383	72	455	383	47	430	-	25	25
B-2B-(12) T Peak	3.84	1.18%	-	188,220	0.00%	994	111	1,104	994	80	1,073	-	31	31
B-2B-(12) T Off-Peak	26.29	8.06%	2,654	-	#DIV/0!	-	584	584	-	395	395	-	189	189
B-3 (14) T Peak	0.52	0.16%	-	3,018	0.02%	16	15	31	14	11	24	2	4	6
B-3 (14) T Off-Peak	2.79	0.85%	36	18,880	0.02%	95	56	151	95	42	137	-	14	14
B-4 (17) - Peak	0.31	0.09%	-	11,944	0.00%	60	9	69	60	6	67	-	2	2
B-4 (17) - Off Peak	1.99	0.61%	3	-	#DIV/0!	-	44	44	-	29	29	-	14	14
E-2 (58) Temp	0.15	0.05%	18	-	#DIV/0!	-	4	4	-	3	3	-	1	1
Sub-Total	48.66	14.92%	13,917	407,048	0.01%	1,548	1,137	2,685	1,546	772	2,318	2	365	367
Single Point Supply for Further Distribution					#DIV/0!									
C-1A (19)	0.46	0.14%	186	2,771	0.02%	-	15	15	-	10	10	-	5	5
C-1B (25)	3.78	1.16%	175	18,303	0.02%	97	109	206	97	76	173	-	33	33
C-1C(26)T Peak	0.69	0.21%	20	11,620	0.01%	61	20	81	61	16	78	-	4	4
C-1C(26)T Off Peak	4.24	1.30%	155	-	#DIV/0!	-	95	95	-	72	72	-	23	23
C-2A (28)	1.52	0.46%	16	-	#DIV/0!	-	39	39	-	30	30	-	9	9
C-2B (29)T Peak	1.63	0.50%	40	7,424	0.03%	37	47	84	37	38	76	-	9	9
C-2B(29)T Off-Peak	8.35	2.56%	13	17,579	0.05%	89	185	274	89	140	228	-	46	46
Sub-Total	20.67	6.34%	605	57,698	0.04%	284	511	795	284	382	666	-	128	128
Agriculture Tubewell - Tariff D					#DIV/0!									
Agriculture D-1A (41,42,43,44,46)	0.94	0.29%	2,127	92,555	0.00%	-	29	29	-	17	17	-	12	12
D2 (NOR)	1.92	0.59%	2,877	25,140	0.01%	60	55	116	60	40	100	-	16	16
D-2 (SUB)	-	0.00%		-	#DIV/0!	-	-	-	-	-	-	-	-	-
D-1B(T) Peak	3.44	1.06%		61,386	0.01%	149	76	225	149	46	194	-	30	30
D-1B(T) Off-Peak	5.73	1.76%	38	-	#DIV/0!	-	141	141	-	31	31	-	110	110
D-1B(T) Peak (NOR)	-	0.00%	-	-	#DIV/0!	-	-	-	-	-	-	-	-	-
D-1B(T) Peak (SUB)	0.37	0.11%	524	6,522	0.01%	16	11	26	16	3	18	-	8	8
D-1B(T) Peak (SUB)	-	0.00%	-	-	#DIV/0!	-	-	-	-	-	-	-	-	-
D-1B(T) Off-Peak	0.25	0.08%	3,704	-	#DIV/0!	-	5	5	-	2	2	-	3	3
	12.65	3.88%	9,270	186,103	0.01%	225	317	541	225	137	362	-	180	180
Public Lighting - Tariff G					#DIV/0!									
G(I)	2.25	0.69%	425	13,029	0.02%	-	58	58	-	46	46	-	12	12
Housing Colonies - Tariff H					#DIV/0!							-		-
H(1)	0.15	0.05%	19	2,334	0.01%	-	4	4	-	3	3	-	1	1
AJK Bulk Supply					#DIV/0!									-
	28.57	8.79%	14,384	106,027	0.03%	-	894	894	-	559	559	-	135	135
Total	326.11	100.00%	818,816	1,684,827	0.02%	2,980	7,383	10,363	2,978	4,414	7,392	2	2,969	2,971

Sukkur Electric Power Company Ltd.

FORM - 28 (b)

SUKKUR ELECTRIC POWR COMPANY LTD.

Proposed & Subsidy

FY 2020-21 (4th Qtr)

Apr-Jun

Description	4th Qtr	Sales Mix	No. of Consumers	Sanctioned Load	Load Factor	Revenue as per new proposed Tariff			Revenue as per GOP Notified Tariff			Subsidy		
						Fixed Charge	Variable Charge	Total	Fixed Charge	Variable Charge	Total	Fixed Charge	Variable Charge	Total
	(MkWh)	(%age)		(kW)	(%age)	(Rs/kW/M)		(Rs/kWh)	(Rs/kW/M)		(Rs/kWh)	(Rs/kW/M)		(Rs/kWh)
Residential														
Residential - A1														
Upto - 50	12.20	1.42%	68,102	106,027	0.01%	286	49	335	286	48	334	-	1	1
1-100 GoP Tariff	185.07	21.47%	285,639	104,391	0.20%	564	3,433	3,997	564	1,432	1,996	-	2,000	2,000
101 - 200 GoP Tariff	130.09	15.09%	119,536	176,040	0.08%	-	2,836	2,836	-	1,309	1,309	-	1,527	1,527
201 - 300 GoP Tariff	102.07	11.84%	76,084	98,176	0.12%	-	2,520	2,520	-	1,240	1,240	-	1,280	1,280
301 - 700 GoP Tariff	58.20	6.75%	75,588	146,375	0.05%	-	1,538	1,538	-	1,138	1,138	-	400	400
Above -700 GoP	8.83	1.02%	26,480	46,955	0.02%	-	256	256	-	200	200	-	56	56
A-1B(03) T Peak	0.56	0.06%	-	26,754	0.00%	-	16	16	-	13	13	-	4	4
A-1B(03) T Off- Peak	2.94	0.34%	2,856	-	#DIV/0!	-	66	66	-	48	48	-	18	18
E-11(55) Temp.	0.00	0.00%	2	9	0.02%	-	0	0	-	0	0	-	0	0
Sub-Total	499.95	58.00%	654,285	704,726	0.08%	850	10,714	11,564	850	5,428	6,278	-	5,286	5,286
For Peak Load Requirement Upto 20 KW					#DIV/0!									
Commercial - A2A (04)	20.87	2.42%	120,691	132,383	0.02%	834	603	1,437	834	416	1,250	-	187	187
A-2B(05)	3.91	0.45%	770	245	1.82%	4	104	108	4	85	89	-	20	20
A-2C (06) T Peak	6.57	0.76%	-	9,230	0.08%	133	189	322	133	155	288	-	35	35
A-2C (06) T Off -Peak	31.90	3.70%	4,450	66,003	0.06%	950	715	1,666	950	561	1,511	-	155	155
E-1ii(56) TEMP.	-	0.00%	-	-	#DIV/0!	-	-	-	-	-	-	-	-	-
Sub-Total	63.26	7.34%	125,911	207,862	0.03%	2,771	12,392	15,163	2,771	6,692	9,464	-	5,700	5,700
Industrial					#DIV/0!									
Industrial B-1 (07)	4.51	0.52%	4,654	66,294	0.01%	-	138	138	-	78	78	-	60	60
B-1 (08)	-	0.00%	55	-	#DIV/0!	-	-	-	-	-	-	-	-	-
B-1(09) PEAK	1.98	0.23%	-	46,136	0.00%	-	57	57	-	41	41	-	16	16
B-1(09) OFF-PEAK	19.80	2.30%	5,692	-	#DIV/0!	-	448	448	-	301	301	-	146	146
B-2A (10)	7.47	0.87%	805	72,555	0.01%	1,149	190	1,340	1,149	125	1,274	-	65	65
B-2B-(12) T Peak	10.15	1.18%	-	188,220	0.01%	2,981	293	3,274	2,981	211	3,192	-	82	82
B-2B-(12) T Off-Peak	69.50	8.06%	2,654	-	#DIV/0!	-	1,544	1,544	-	1,044	1,044	-	500	500
B-3 (14) T Peak	1.37	0.16%	-	3,018	0.05%	48	39	87	41	28	70	7	11	18
B-3 (14) T Off-Peak	7.37	0.85%	36	18,880	0.04%	285	147	432	285	110	395	-	37	37
B-4 (17) - Peak	0.81	0.09%	-	11,944	0.01%	181	23	204	181	17	197	-	6	6
B-4 (17) - Off Peak	5.25	0.61%	3	-	#DIV/0!	-	116	116	-	78	78	-	38	38
E-2 (58) Temp	0.40	0.05%	18	-	#DIV/0!	-	11	11	-	7	7	-	3	3
Sub-Total	128.61	14.92%	13,917	407,048	0.04%	4,645	3,004	7,649	4,638	2,040	6,678	7	964	971
Single Point Supply for Further Distribution					#DIV/0!									
C-1A (19)	1.23	0.14%	186	2,771	0.05%	-	39	39	-	25	25	-	14	14
C-1B (25)	10.00	1.16%	175	18,303	0.06%	290	289	579	290	201	491	-	88	88
C-1C(26)T Peak	1.83	0.21%	20	11,620	0.02%	184	53	237	184	43	227	-	10	10
C-1C(26)T Off Peak	11.20	1.30%	155	-	#DIV/0!	-	251	251	-	190	190	-	61	61
C-2A (28)	4.01	0.46%	16	-	#DIV/0!	-	103	103	-	80	80	-	24	24
C-2B (29)T Peak	4.31	0.50%	40	7,424	0.07%	112	124	236	112	101	214	-	23	23
C-2B(29)T Off-Peak	22.06	2.56%	13	17,579	0.14%	266	490	756	266	370	635	-	120	120
Sub-Total	54.63	6.34%	605	57,698	0.11%	852	1,350	2,202	852	1,010	1,862	-	339	339
Agriculture Tubewell - Tariff D					#DIV/0!									
Agriculture D-1A (41,42,43,44,46)	2.48	0.29%	2,127	92,555	0.00%	-	76	76	-	44	44	-	32	32
D2 (NOR)	5.09	0.59%	2,877	25,140	0.02%	181	147	328	181	105	286	-	42	42
D-2 (SUB)	-	0.00%		-	#DIV/0!	-	-	-	-	-	-	-	-	-
D-1B(T) Peak	9.10	1.06%		61,886	0.02%	446	201	647	446	121	567	-	80	80
D-1B(T) Off-Peak	15.14	1.76%	38	-	#DIV/0!	-	372	372	-	81	81	-	291	291
D-1B(T) Peak (NOR)	-	0.00%	-	-	#DIV/0!	-	-	-	-	-	-	-	-	-
D-1B(T) Peak (SUB)	0.97	0.11%	524	6,522	0.02%	47	28	75	47	7	54	-	21	21
D-1B(T) Peak (SUB)	-	0.00%	-	-	#DIV/0!	-	-	-	-	-	-	-	-	-
D-1B(T) Off-Peak	0.67	0.08%	3,704	-	#DIV/0!	-	13	13	-	5	5	-	8	8
	33.44	3.88%	9,270	186,103	0.02%	674	837	1,511	674	362	1,036	-	475	475
Public Lighting - Tariff G					#DIV/0!									
G(T)	5.94	0.69%	425	13,029	0.05%	-	153	153	-	122	122	-	31	31
Housing Colonies - Tariff H					#DIV/0!							-		-
H(1)	0.40	0.05%	19	2,334	0.02%	-	10	10	-	8	8	-	2	2
AJK Bulk Supply					#DIV/0!									-
	75.78	8.79%	14,384	106,027	0.08%	-	1,934	1,934	-	1,479	1,479	-	356	356
Total	862.01	100.00%	818,316	1,684,827	0.06%	9,791	30,295	40,086	9,785	17,142	26,927	7	13,153	13,159

Sukkur Electric Power Company Ltd.

FORM - 23 (b)

SUKKUR ELECTRIC POWR COMPANY LTD.

Proposed & Subsidy

FY 2021-22

Jul

Description	Unit Sale FY 2021-22	Sales Mix	No. of Consumers	Sanctioned Load	Load Factor	Revenue as per new proposed Tariff			Revenue as per GOP Notified Tariff			Subsidy		
						Fixed Charge	Variable Charge	Total	Fixed Charge	Variable Charge	Total	Fixed Charge	Variable Charge	Total
	(MkWh)	(%age)		(kW)	(%age)	(Rs/kW/M)		(Rs/kWh)	(Rs/kW/M)		(Rs/kWh)	(Rs/kW/M)		(Rs/kWh)
Residential														
Residential - A1														
Upto - 50	3.89	1.42%	68,102	106,027	0.00%	95	16	111	95	15	111	0	0	0
1-100 GoP Tariff	58.98	21.47%	325,639	104,391	0.06%	188	1,191	1,378	188	457	644	0	734	734
101 - 200 GoP Tariff	41.46	15.09%	119,536	176,040	0.03%	0	984	984	0	417	417	0	567	567
201 - 300 GoP Tariff	32.53	11.84%	76,084	98,176	0.04%	0	874	874	0	395	395	0	479	479
301 - 700 GoP Tariff	18.55	6.75%	75,586	146,375	0.01%	0	533	533	0	363	363	0	171	171
Above -700 GoP	2.81	1.02%	26,480	46,955	0.01%	0	89	89	0	64	64	0	25	25
A-1B(03) T Peak	0.18	0.06%	-	26,754	0.00%	0	6	6	0	4	4	0	2	2
A-1B(03) T Off- Peak	0.94	0.34%	2,856	-	#DIV/0!	0	23	23	0	15	15	0	8	8
E-11(55) Temp.	0.00	0.00%	2	9	0.01%	0	0	0	0	0	0	0	0	0
Sub-Total	159.34	58.00%	694,285	704,726	0.03%	283	3,714	3,998	283	1,730	2,013	0	1,984	1,984
For Peak Load Requirement Upto 20 KW					#DIV/0!									
Commercial - A2A (04)	6.65	2.42%	120,691	132,383	0.01%	278	209	487	278	133	411	0	77	77
A-2B(05)	1.25	0.45%	770	245	0.58%	1	36	37	1	27	28	0	9	9
A-2C (06) T Peak	2.10	0.76%	-	9,230	0.03%	44	66	110	44	49	94	0	16	16
A-2C (06) T Off -Peak	10.17	3.70%	4,450	66,003	0.02%	317	248	565	317	179	496	0	69	69
E-1ii(56) TEMP.	-	0.00%	-	-	#DIV/0!	0	0	0	0	0	0	0	0	0
Sub-Total	20.16	7.34%	125,911	207,862	0.01%	640	559	1,200	640	388	1,028	0	171	171
Industrial					#DIV/0!									
Industrial B-1 (07)	1.44	0.52%	4,654	66,294	0.00%	0	48	48	0	25	25	0	23	23
B-1 (08)	-	0.00%	55	-	#DIV/0!	0	0	0	0	0	0	0	0	0
B-1(09) PEAK	0.63	0.23%	-	46,136	0.00%	0	20	20	0	13	13	0	7	7
B-1(09) OFF-PEAK	6.31	2.30%	5,692	-	#DIV/0!	0	155	155	0	96	96	0	59	59
B-2A (10)	2.38	0.87%	805	72,555	0.00%	383	66	449	383	40	423	0	26	26
B-2B-(12) T Peak	3.24	1.18%	-	188,220	0.00%	994	101	1,095	994	67	1,061	0	34	34
B-2B-(12) T Off-Peak	22.15	8.06%	2,654	-	#DIV/0!	0	535	535	0	333	333	0	203	203
B-3 (14) T Peak	0.44	0.16%	-	3,018	0.02%	16	14	30	14	9	23	2	5	7
B-3 (14) T Off-Peak	2.35	0.85%	36	18,880	0.01%	95	51	146	95	35	130	0	16	16
B-4 (17) - Peak	0.26	0.09%	-	11,944	0.00%	60	8	68	60	5	66	0	3	3
B-4 (17) - Off Peak	1.67	0.61%	3	-	#DIV/0!	0	40	40	0	25	25	0	15	15
E-2 (58) Temp	0.13	0.05%	18	-	#DIV/0!	0	4	4	0	2	2	0	1	1
Sub-Total	40.99	14.92%	13,917	407,048	0.01%	1,548	1,042	2,590	1,546	650	2,196	2	392	394
Single Point Supply for Further Distribution					#DIV/0!									
C-1A (19)	0.39	0.14%	186	2,771	0.02%	0	14	14	0	8	8	0	5	5
C-1B (25)	3.19	1.16%	175	18,303	0.02%	97	100	197	97	64	161	0	36	36
C-1C(26)T Peak	0.58	0.21%	20	11,520	0.01%	61	18	80	61	14	75	0	5	5
C-1C(26)T Off Peak	3.57	1.30%	155	-	#DIV/0!	0	87	87	0	60	60	0	27	27
C-2A (28)	1.28	0.46%	16	-	#DIV/0!	0	36	36	0	25	25	0	10	10
C-2B (29)T Peak	1.37	0.50%	40	7,424	0.02%	37	43	80	37	32	70	0	11	11
C-2B(29)T Off-Peak	7.03	2.56%	13	17,579	0.05%	89	170	259	89	118	206	0	52	52
Sub-Total	17.41	6.34%	605	57,698	0.03%	284	468	752	284	322	606	0	146	146
Agriculture Tubewell - Tariff D					#DIV/0!									
Agriculture D-1A (41,42,43,44,46)	0.79	0.29%	2,127	92,555	0.00%	0	26	26	0	14	14	0	12	12
D2 (NOR)	1.62	0.59%	2,877	25,140	0.01%	60	51	111	60	33	94	0	18	18
D-2 (SUB)	-	0.00%		-	#DIV/0!	0	0	0	0	0	0	0	0	0
D-1B(T) Peak	2.90	1.06%		51,886	0.01%	149	70	218	149	39	187	0	31	31
D-1B(T) Off-Peak	4.83	1.76%	38	-	#DIV/0!	0	129	129	0	26	26	0	103	103
D-1B(T) Peak (NOR)	-	0.00%	-	-	#DIV/0!	0	0	0	0	0	0	0	0	0
D-1B(T) Peak (SUB)	0.31	0.11%	524	6,522	0.01%	16	10	25	16	2	18	0	7	7
D-1B(T) Peak (SUB)	-	0.00%	-	-	#DIV/0!	0	0	0	0	0	0	0	0	0
D-1B(T) Off-Peak	0.21	0.08%	3,704	-	#DIV/0!	0	5	5	0	2	2	0	3	3
	10.66	3.86%	9,270	186,103	0.01%	225	290	515	225	115	340	0	175	175
Public Lighting - Tariff G					#DIV/0!									
G(I)	1.89	0.69%	425	13,029	0.02%	0	53	53	0	39	39	0	14	14
Housing Colonies - Tariff H					#DIV/0!							0		0
H(1)	0.13	0.05%	19	2,334	0.01%	0	4	4	0	3	3	0	1	1
AJK Bulk Supply					#DIV/0!									0
	24.15	8.79%	14,384	106,027	0.03%	0	636	636	0	471	471	0	165	165
Total	274.72	100.00%	858,816	1,684,827	0.02%	2,980	6,787	9,747	2,978	3,718	6,696	2	3,049	3,051



FORM - 28 (b)

SUKKUR ELECTRIC POWR COMPANY LTD.

Proposed & Subsidy

FY 2021-22

Aug

Description	Unit Sale FY 2021-22	Sales Mix	No. of Consumers	Sanctioned Load	Load Factor	Revenue as per new proposed Tariff			Revenue as per GOP Notified Tariff			Subsidy		
						Fixed Charge	Variable Charge	Total	Fixed Charge	Variable Charge	Total	Fixed Charge	Variable Charge	Total
	(MkWh)	(%age)		(kW)	(%age)	(Rs/kW/M)		(Rs/kWh)	(Rs/kW/M)		(Rs/kWh)	(Rs/kW/M)		(Rs/kWh)
Residential														
Residential - A1														
Upto - 50	4.43	1.42%	68,102	106,027	0.00%	95	18	113	95	17	113	0	0	0
1-100 GoP Tariff	67.16	21.47%	325,639	104,391	0.07%	188	1,356	1,544	188	520	708	0	836	836
101 - 200 GoP Tariff	47.21	15.09%	119,536	176,040	0.03%	0	1,120	1,120	0	475	475	0	645	645
201 - 300 GoP Tariff	37.04	11.84%	76,084	98,176	0.04%	0	995	995	0	450	450	0	545	545
301 - 700 GoP Tariff	21.12	6.75%	75,586	146,375	0.02%	0	607	607	0	413	413	0	194	194
Above -700 GoP	3.20	1.02%	26,480	46,955	0.01%	0	101	101	0	73	73	0	28	28
A-1B(03) T Peak	0.20	0.06%	-	26,754	0.00%	0	6	6	0	5	5	0	2	2
A-1B(03) T Off- Peak	1.07	0.34%	2,856	-	#DIV/0!	0	26	26	0	17	17	0	9	9
E-11(55) Temp.	0.00	0.00%	2	9	0.01%	0	0	0	0	0	0	0	0	0
Sub-Total	181.44	58.00%	694,285	704,726	0.03%	283	4,229	4,513	283	1,970	2,253	0	2,260	2,260
For Peak Load Requirement Upto 20 KW					#DIV/0!									
Commercial - A2A (04)	7.57	2.42%	120,691	132,383	0.01%	278	238	516	278	151	429	0	87	87
A-2B(05)	1.42	0.45%	770	245	0.66%	1	41	42	1	31	32	0	10	10
A-2C (06) T Peak	2.39	0.76%	-	9,230	0.03%	44	75	119	44	56	100	0	19	19
A-2C (06) T Off -Peak	11.58	3.70%	4,450	66,003	0.02%	317	283	599	317	204	520	0	79	79
E-1ii(56) TEMP.	-	0.00%	-	-	#DIV/0!	0	0	0	0	0	0	0	0	0
Sub-Total	22.96	7.34%	125,911	207,862	0.01%	640	637	1,277	640	442	1,082	0	195	195
Industrial					#DIV/0!									
Industrial B-1 (07)	1.64	0.52%	4,654	66,294	0.00%	0	54	54	0	28	28	0	26	26
B-1 (08)	-	0.00%	55	-	#DIV/0!	0	0	0	0	0	0	0	0	0
B-1(09) PEAK	0.72	0.23%	-	46,136	0.00%	0	23	23	0	15	15	0	8	8
B-1(09) OFF-PEAK	7.18	2.30%	5,692	-	#DIV/0!	0	177	177	0	109	109	0	67	67
B-2A (10)	2.71	0.87%	805	72,555	0.00%	383	75	458	383	45	428	0	30	30
B-2B-(12) T Peak	3.69	1.18%	-	188,220	0.00%	994	116	1,109	994	76	1,070	0	39	39
B-2B-(12) T Off-Peak	25.22	8.06%	2,654	-	#DIV/0!	0	610	610	0	379	379	0	231	231
B-3 (14) T Peak	0.50	0.16%	-	3,018	0.02%	16	16	31	14	10	24	2	5	7
B-3 (14) T Off-Peak	2.67	0.85%	36	18,880	0.02%	95	58	153	95	40	135	0	18	18
B-4 (17) - Peak	0.29	0.09%	-	11,944	0.00%	60	9	69	60	6	66	0	3	3
B-4 (17) - Off Peak	1.91	0.61%	3	-	#DIV/0!	0	46	46	0	28	28	0	17	17
E-2 (58) Temp	0.15	0.05%	18	-	#DIV/0!	0	4	4	0	3	3	0	1	1
Sub-Total	46.67	14.92%	13,917	407,048	0.01%	1,548	1,187	2,735	1,546	740	2,286	2	446	448
Single Point Supply for Further Distribution					#DIV/0!									
C-1A (19)	0.44	0.14%	186	2,771	0.02%	0	15	15	0	9	9	0	6	6
C-1B (25)	3.63	1.16%	175	18,303	0.02%	97	114	211	97	73	170	0	41	41
C-1C(26)T Peak	0.67	0.21%	20	11,620	0.01%	61	21	82	61	16	77	0	5	5
C-1C(26)T Off Peak	4.06	1.30%	155	-	#DIV/0!	0	99	99	0	69	69	0	30	30
C-2A (28)	1.45	0.46%	16	-	#DIV/0!	0	41	41	0	29	29	0	12	12
C-2B (29)T Peak	1.56	0.50%	40	7,424	0.02%	37	49	86	37	37	74	0	12	12
C-2B(29)T Off-Peak	8.01	2.56%	13	17,579	0.05%	89	194	282	89	134	223	0	59	59
Sub-Total	19.83	6.34%	605	57,698	0.04%	284	533	817	284	367	651	0	166	166
Agriculture Tubewell - Tariff D					#DIV/0!									
Agriculture D-1A (41,42,43,44,46)	0.90	0.29%	2,127	92,555	0.00%	0	30	30	0	16	16	0	14	14
D2 (NOR)	1.85	0.59%	2,877	25,140	0.01%	60	58	118	60	38	98	0	20	20
D-2 (SUB)	-	0.00%		-	#DIV/0!	0	0	0	0	0	0	0	0	0
D-1B(T) Peak	3.30	1.06%		61,886	0.01%	149	79	228	149	44	192	0	36	36
D-1B(T) Off-Peak	5.49	1.76%	38	-	#DIV/0!	0	147	147	0	29	29	0	118	118
D-1B(T) Peak (NOR)	-	0.00%	-	-	#DIV/0!	0	0	0	0	0	0	0	0	0
D-1B(T) Peak (SUB)	0.35	0.11%	524	6,522	0.01%	16	11	27	16	3	18	0	8	8
D-1B(T) Peak (SUB)	-	0.00%	-	-	#DIV/0!	0	0	0	0	0	0	0	0	0
D-1B(T) Off-Peak	0.24	0.08%	3,704	-	#DIV/0!	0	5	5	0	2	2	0	3	3
	12.13	3.88%	9,270	186,103	0.01%	225	331	555	225	131	356	0	199	199
Public Lighting - Tariff G					#DIV/0!									
G(1)	2.15	0.69%	425	13,029	0.02%	0	60	60	0	44	44	0	16	16
Housing Colonies - Tariff H					#DIV/0!							0		0
H(1)	0.14	0.05%	19	2,334	0.01%	0	4	4	0	3	3	0	1	1
AJK Bulk Supply					#DIV/0!									0
	27.50	8.79%	14,384	106,027	0.03%	0	724	724	0	537	537	0	188	188
Total	312.83	100.00%	858,816	1,684,827	0.02%	2,980	7,705	10,686	2,978	4,234	7,212	2	3,471	3,474

Sukkur Electric Power Company Ltd.

FORM - 28 (b)

SUKKUR ELECTRIC POWR COMPANY LTD.

Proposed & Subsidy

FY 2021-22

Sep

Description	Unit Sale FY 2021-22	Sales Mix	No. of Consumers	Sanctioned Load	Load Factor	Revenue as per new proposed Tariff			Revenue as per GOP Notified Tariff			Subsidy		
						Fixed Charge	Variable Charge	Total	Fixed Charge	Variable Charge	Total	Fixed Charge	Variable Charge	Total
	(MkWh)	(%age)		(kW)	(%age)	(Rs/kW/M)		(Rs/kWh)	(Rs/kW/M)		(Rs/kWh)	(Rs/kW/M)		(Rs/kWh)
Residential														
Residential - A1														
Upto - 50	4.01	1.42%	88,102	106,027	0.00%	95	16	111	95	16	111	0	0	0
1-100 GoP Tariff	60.76	21.47%	325,639	104,391	0.07%	188	1,226	1,414	188	470	658	0	756	756
101 - 200 GoP Tariff	42.71	15.09%	119,536	176,040	0.03%	0	1,013	1,013	0	430	430	0	584	584
201 - 300 GoP Tariff	33.51	11.84%	76,084	98,176	0.04%	0	900	900	0	407	407	0	493	493
301 - 700 GoP Tariff	19.11	6.75%	75,586	146,375	0.01%	0	549	549	0	374	374	0	176	176
Above -700 GoP	2.90	1.02%	26,480	46,955	0.01%	0	91	91	0	66	66	0	26	26
A-1B(03) T Peak	0.18	0.06%	-	26,754	0.00%	0	6	6	0	4	4	0	2	2
A-1B(03) T Off- Peak	0.96	0.34%	2,856	-	#DIV/0!	0	24	24	0	16	16	0	8	8
E-11(55) Temp.	0.00	0.00%	2	9	0.01%	0	0	0	0	0	0	0	0	0
Sub-Total	164.14	58.00%	694,285	704,726	0.03%	283	3,826	4,109	283	1,782	2,065	0	2,044	2,044
For Peak Load Requirement Upto 20 KW					#DIV/0!									
Commercial - A2A (04)	6.85	2.42%	120,691	132,383	0.01%	278	215	494	278	137	415	0	79	79
A-2B(05)	1.28	0.45%	770	245	0.60%	1	37	39	1	28	29	0	9	9
A-2C (06) T Peak	2.16	0.76%	-	9,230	0.03%	44	68	112	44	51	95	0	17	17
A-2C (06) T Off -Peak	10.47	3.70%	4,450	66,003	0.02%	317	256	572	317	184	501	0	71	71
E-1ii(56) TEMP.	-	0.00%	-	-	#DIV/0!	0	0	0	0	0	0	0	0	0
Sub-Total	20.77	7.34%	125,911	207,862	0.01%	640	576	1,216	640	399	1,040	0	177	177
Industrial					#DIV/0!									
Industrial B-1 (07)	1.48	0.52%	4,654	66,294	0.00%	0	49	49	0	26	26	0	24	24
B-1 (08)	-	0.00%	55	-	#DIV/0!	0	0	0	0	0	0	0	0	0
B-1(09) PEAK	0.65	0.23%	-	46,136	0.00%	0	20	20	0	13	13	0	7	7
B-1(09) OFF-PEAK	6.50	2.30%	5,692	-	#DIV/0!	0	160	160	0	99	99	0	61	61
B-2A (10)	2.45	0.87%	805	72,355	0.00%	383	68	451	383	41	424	0	27	27
B-2B-(12) T Peak	3.33	1.18%	-	188,220	0.00%	994	105	1,098	994	69	1,063	0	35	35
B-2B-(12) T Off-Peak	22.82	8.06%	2,654	-	#DIV/0!	0	551	551	0	343	343	0	209	209
B-3 (14) T Peak	0.45	0.16%	-	3,018	0.02%	16	14	30	14	9	23	2	5	7
B-3 (14) T Off-Peak	2.42	0.85%	36	18,880	0.01%	95	53	148	95	36	131	0	16	16
B-4 (17) - Peak	0.27	0.09%	-	11,944	0.00%	60	8	68	60	6	66	0	3	3
B-4 (17) - Off Peak	1.72	0.61%	3	-	#DIV/0!	0	41	41	0	26	26	0	16	16
E-2 (58) Temp	0.13	0.05%	18	-	#DIV/0!	0	4	4	0	2	2	0	1	1
Sub-Total	42.22	14.92%	13,917	407,048	0.01%	1,548	1,073	2,622	1,546	670	2,216	2	404	406
Single Point Supply for Further Distribution					#DIV/0!									
C-1A (19)	0.40	0.14%	186	2,771	0.02%	0	14	14	0	8	8	0	6	6
C-1B (25)	3.28	1.16%	175	18,303	0.02%	97	103	200	97	66	163	0	37	37
C-1C(26)T Peak	0.60	0.21%	20	11,620	0.01%	61	19	80	61	14	76	0	5	5
C-1C(26)T Off Peak	3.68	1.30%	155	-	#DIV/0!	0	90	90	0	62	62	0	27	27
C-2A (28)	1.32	0.46%	16	-	#DIV/0!	0	37	37	0	26	26	0	11	11
C-2B (29)T Peak	1.41	0.50%	40	7,424	0.02%	37	44	82	37	33	71	0	11	11
C-2B(29)T Off-Peak	7.24	2.56%	13	17,579	0.05%	89	175	264	89	121	210	0	54	54
Sub-Total	17.94	6.34%	605	57,698	0.04%	284	482	766	284	332	616	0	150	150
Agriculture Tubewell - Tariff D					#DIV/0!									
Agriculture D-1A (41,42,43,44,46)	0.81	0.29%	2,127	92,555	0.00%	0	27	27	0	14	14	0	13	13
D2 (NOR)	1.67	0.59%	2,877	25,140	0.01%	60	52	113	60	34	95	0	18	18
D-2 (SUB)	-	0.00%		-	#DIV/0!	0	0	0	0	0	0	0	0	0
D-1B(T) Peak	2.99	1.06%		61,886	0.01%	149	72	220	149	40	188	0	32	32
D-1B(T) Off-Peak	4.97	1.76%	38	-	#DIV/0!	0	133	133	0	27	27	0	106	106
D-1B(T) Peak (NOR)	-	0.00%	-	-	#DIV/0!	0	0	0	0	0	0	0	0	0
D-1B(T) Peak (SUB)	0.32	0.11%	524	6,522	0.01%	16	10	26	16	2	18	0	8	8
D-1B(T) Peak (SUB)	-	0.00%	-	-	#DIV/0!	0	0	0	0	0	0	0	0	0
D-1B(T) Off-Peak	0.22	0.08%	3,704	-	#DIV/0!	0	5	5	0	2	2	0	3	3
	10.98	3.88%	9,270	186,103	0.01%	225	299	524	225	119	343	0	180	180
Public Lighting - Tariff G					#DIV/0!									
G(I)	1.95	0.69%	425	13,029	0.02%	0	55	55	0	40	40	0	14	14
Housing Colonies - Tariff H					#DIV/0!							0		0
H(1)	0.13	0.05%	19	2,334	0.01%	0	4	4	0	3	3	0	1	1
AJK Bulk Supply					#DIV/0!									0
	24.86	8.79%	14,384	106,027	0.03%	0	655	655	0	485	485	0	170	170
Total	283.00	100.00%	858,816	1,684,827	0.02%	2,980	6,971	9,951	2,978	3,830	6,808	2	3,140	3,143

Sukkur Electric Power Company Ltd.

FORM - 28 (b)

SUKKUR ELECTRIC POWR COMPANY LTD.

Proposed & Subsidy

FY 2021-22 (1st Qtr)

Jul-Sep

Description	1st Qtr	Sales Mix	No. of Consumers	Sanctioned Load	Load Factor	Revenue as per new proposed Tariff			Revenue as per GOP Notified Tariff			Subsidy		
						Fixed Charge	Variable Charge	Total	Fixed Charge	Variable Charge	Total	Fixed Charge	Variable Charge	Total
	(MkWh)	(%age)		(kW)	(%age)	(Rs/kW/M)		(Rs/kWh)	(Rs/kW/M)		(Rs/kWh)	(Rs/kW/M)		(Rs/kWh)
Residential														
Residential - Al														
Upto - 50	12.32	1.42%	68,102	106,027	0.01%	286	49	336	286	49	335	0	1	1
1-100 GoP Tariff	186.91	21.47%	325,839	104,391	0.20%	564	3,773	4,336	564	1,447	2,010	0	2,326	2,326
101 - 200 GoP Tariff	131.38	15.09%	119,536	176,040	0.09%	0	3,117	3,117	0	1,322	1,322	0	1,795	1,795
201 - 300 GoP Tariff	103.08	11.84%	76,084	98,176	0.12%	0	2,769	2,769	0	1,252	1,252	0	1,517	1,517
301 - 700 GoP Tariff	58.78	6.75%	75,569	146,375	0.05%	0	1,690	1,690	0	1,149	1,149	0	541	541
Above -700 GoP	8.91	1.02%	26,480	46,955	0.02%	0	281	281	0	202	202	0	79	79
A-1B(03) T Peak	0.56	0.06%	-	26,754	0.00%	0	18	18	0	13	13	0	5	5
A-1B(03) T Off- Peak	2.96	0.34%	2,856	-	#DIV/0!	0	73	73	0	48	48	0	24	24
E-11(55) Temp.	0.00	0.00%	2	9	0.02%	0	0	0	0	0	0	0	0	0
Sub-Total	504.91	58.00%	694,285	704,726	0.08%	850	11,770	12,620	850	5,482	6,332	0	6,288	6,288
For Peak Load Requirement Upto 20 KW														
Commercial - A2A (04)	21.07	2.42%	120,991	132,383	0.02%	834	663	1,497	834	420	1,254	0	242	242
A-2B(05)	3.95	0.45%	770	245	1.84%	4	115	119	4	85	89	0	29	29
A-2C (06) T Peak	6.64	0.76%	-	9,230	0.08%	133	208	341	133	156	289	0	52	52
A-2C (06) T Off -Peak	32.22	3.70%	4,460	66,003	0.06%	950	786	1,737	950	566	1,517	0	220	220
E-1u(56) TEMP.	-	0.00%	-	-		0	0	0	0	0	0	0	0	0
Sub-Total	63.88	7.34%	125,911	207,862	0.04%	2,771	13,615	16,386	2,771	6,759	9,530	0	6,856	6,856
Industrial														
Industrial B-1 (07)	4.56	0.52%	4,654	66,294	0.01%	0	151	151	0	78	78	0	73	73
B-1 (08)	-	0.00%	55	-	#DIV/0!	0	0	0	0	0	0	0	0	0
B-1(09) PEAK	2.00	0.23%	-	46,136	0.00%	0	63	63	0	42	42	0	21	21
B-1(09) OFF-PEAK	19.99	2.30%	5,692	-	#DIV/0!	0	492	492	0	304	304	0	187	187
B-2A (10)	7.54	0.87%	805	72,555	0.01%	1,149	209	1,358	1,149	126	1,275	0	83	83
B-2B-(12) T Peak	10.26	1.18%	-	188,220	0.01%	2,981	322	3,303	2,981	213	3,194	0	109	109
B-2B-(12) T Off-Peak	70.19	8.06%	2,654	-	#DIV/0!	0	1,696	1,696	0	1,054	1,054	0	642	642
B-3 (14) T Peak	1.38	0.16%	-	3,018	0.05%	48	43	91	41	29	70	7	15	21
B-3 (14) T Off-Peak	7.44	0.85%	36	18,880	0.04%	285	162	447	285	111	397	0	50	50
B-4 (17) - Peak	0.82	0.09%	-	11,944	0.01%	181	25	206	181	17	198	0	8	8
B-4 (17) - Off Peak	5.31	0.61%	3	-	#DIV/0!	0	127	127	0	79	79	0	48	48
E-2 (58) Temp	0.41	0.05%	18	-	#DIV/0!	0	12	12	0	7	7	0	4	4
Sub-Total	129.89	14.92%	13,917	407,048	0.04%	4,645	3,302	7,946	4,638	2,060	6,698	7	1,241	1,248
Single Point Supply for Further Distribution					#DIV/0!									
C-1A (19)	1.24	0.14%	186	2,771	0.05%	0	43	43	0	26	26	0	17	17
C-1B (25)	10.10	1.16%	175	18,303	0.06%	290	318	608	290	203	493	0	115	115
C-1C(26)T Peak	1.85	0.21%	20	11,620	0.02%	184	58	242	184	44	228	0	14	14
C-1C(26)T Off Peak	11.31	1.30%	155	-	#DIV/0!	0	276	276	0	192	192	0	84	84
C-2A (28)	4.05	0.46%	16	-	#DIV/0!	0	114	114	0	81	81	0	33	33
C-2B (29)T Peak	4.35	0.50%	40	7,424	0.07%	112	136	249	112	102	215	0	34	34
C-2B(29)T Off-Peak	22.28	2.56%	13	17,579	0.14%	266	539	804	266	373	639	0	165	165
Sub-Total	55.18	6.34%	605	57,698	0.11%	852	1,483	2,335	852	1,020	1,872	0	463	463
Agriculture Tubewell - Tariff D					#DIV/0!									
Agriculture D-1A (41,42,43,44,46)	2.50	0.29%	2,127	92,555	0.00%	0	83	83	0	44	44	0	39	39
D2 (NOR)	5.14	0.59%	2,877	25,140	0.02%	181	161	342	181	106	287	0	56	56
D-2 (SUB)	-	0.00%		-	#DIV/0!	0	0	0	0	0	0	0	0	0
D-1B(T) Peak	9.19	1.06%		61,886	0.02%	446	221	667	446	122	568	0	99	99
D-1B(T) Off-Peak	15.29	1.76%	38	-	#DIV/0!	0	409	409	0	82	82	0	327	327
D-1B(T) Peak (NOR)	-	0.00%	-	-	#DIV/0!	0	0	0	0	0	0	0	0	0
D-1B(T) Peak (SUB)	0.98	0.11%	524	6,522	0.02%	47	31	78	47	7	54	0	24	24
D-1B(T) Peak (SUB)	-	0.00%	-	-	#DIV/0!	0	0	0	0	0	0	0	0	0
D-1B(T) Off-Peak	0.68	0.08%	3,704	-	#DIV/0!	0	15	15	0	5	5	0	10	10
	33.77	3.88%	9,270	186,103	0.02%	674	920	1,594	674	366	1,039	0	554	554
Public Lighting - Tariff G					#DIV/0!									
G(1)	6.00	0.69%	425	13,029	0.05%	0	168	168	0	124	124	0	44	44
Housing Colonies - Tariff H					#DIV/0!							0		0
H(1)	0.40	0.05%	19	2,334	0.02%	0	11	11	0	8	8	0	3	3
AJK Bulk Supply					#DIV/0!									0
	76.54	8.79%	14,384	106,027	0.08%	0	2,016	2,016	0	1,493	1,493	0	523	523
Total	870.56	100.00%	858,816	1,684,827	0.06%	9,791	33,285	43,076	9,785	17,312	27,097	7	15,973	15,979

Sukkur Electric Power Company Ltd.

FORM - 28 (b)

SUKKUR ELECTRIC POWR COMPANY LTD.

Proposed & Subsidy

FY 2021-22

Oct

Description	Unit Sale FY 2021-22	Sales Mix	No. of Consumers	Sanctioned Load	Load Factor	Revenue as per new proposed Tariff			Revenue as per GOP Notified Tariff			Subsidy		
						Fixed Charge	Variable Charge	Total	Fixed Charge	Variable Charge	Total	Fixed Charge	Variable Charge	Total
	(MkWh)	(%age)		(kW)	(%age)	(Rs/kW/M)		(Rs/kWh)	(Rs/kW/M)		(Rs/kWh)	(Rs/kW/M)		(Rs/kWh)
Residential														
Residential - A1														
Upto - 50	3.76	1.42%	68,102	106,027	0.03%	95	15	110	95	15	110	0	0	0
1-100 GoP Tariff	57.01	21.47%	325,639	104,391	0.05%	188	1,151	1,339	188	441	629	0	709	709
101 - 200 GoP Tariff	40.07	15.09%	119,536	176,040	0.03%	0	951	951	0	403	403	0	548	548
201 - 300 GoP Tariff	31.44	11.84%	76,084	98,176	0.04%	0	845	845	0	382	382	0	463	463
301 - 700 GoP Tariff	17.93	6.75%	75,586	146,375	0.01%	0	515	515	0	351	351	0	165	165
Above -700 GoP	2.72	1.02%	26,480	46,955	0.01%	0	86	86	0	62	62	0	24	24
A-1B(03) T Peak	0.17	0.06%	-	26,754	0.00%	0	5	5	0	4	4	0	2	2
A-1B(03) T Off- Peak	0.90	0.34%	2,856	-	#DIV/0!	0	22	22	0	15	15	0	7	7
E-1(55) Temp.	0.00	0.00%	2	9	0.01%	0	0	0	0	0	0	0	0	0
Sub-Total	154.01	58.00%	894,285	704,726	0.02%	283	3,590	3,873	283	1,672	1,955	0	1,918	1,918
For Peak Load Requirement Upto 20 KW					#DIV/0!									
Commercial - A2A (04)	6.43	2.42%	120,691	132,383	0.01%	278	202	480	278	128	406	0	74	74
A-2B(05)	1.21	0.45%	770	245	0.56%	1	35	36	1	26	27	0	9	9
A-2C (06) T Peak	2.03	0.76%	-	9,230	0.03%	44	63	108	44	48	92	0	16	16
A-2C (06) T Off -Peak	9.83	3.70%	4,450	66,003	0.02%	317	240	557	317	173	490	0	67	67
E-1a(56) TEMP.	-	0.00%	-	-	#DIV/0!	0	0	0	0	0	0	0	0	0
Sub-Total	19.49	7.34%	125,911	207,862	0.01%	640	540	1,181	640	375	1,015	0	166	166
Industrial					#DIV/0!									
Industrial B-1 (07)	1.39	0.52%	4,854	66,294	0.00%	0	46	46	0	24	24	0	22	22
B-1 (08)	-	0.00%	55	-	#DIV/0!	0	0	0	0	0	0	0	0	0
B-1(09) PEAK	0.61	0.23%	-	46,136	0.00%	0	19	19	0	13	13	0	7	7
B-1(09) OFF-PEAK	6.10	2.30%	5,692	-	#DIV/0!	0	150	150	0	93	93	0	57	57
B-2A (10)	2.30	0.87%	805	72,555	0.00%	383	64	447	383	38	422	0	25	25
B-2B-(12) T Peak	3.13	1.18%	-	188,220	0.00%	994	98	1,092	994	65	1,059	0	33	33
B-2B-(12) T Off-Peak	21.41	8.06%	2,654	-	#DIV/0!	0	517	517	0	322	322	0	196	196
B-3 (14) T Peak	0.42	0.16%	-	3,018	0.02%	16	13	29	14	9	22	2	4	7
B-3 (14) T Off-Peak	2.27	0.85%	36	18,880	0.01%	95	49	144	95	34	129	0	15	15
B-4 (17) - Peak	0.25	0.09%	-	11,944	0.00%	60	8	68	60	5	65	0	3	3
B-4 (17) - Off Peak	1.62	0.61%	3	-	#DIV/0!	0	39	39	0	24	24	0	15	15
E-2 (58) Temp	0.12	0.05%	18	-	#DIV/0!	0	4	4	0	2	2	0	1	1
Sub-Total	39.62	14.92%	13,917	407,048	0.01%	1,548	1,007	2,555	1,548	628	2,174	2	379	381
Single Point Supply for Further Distribution					#DIV/0!									
C-1A (19)	0.38	0.14%	186	2,771	0.02%	0	13	13	0	8	8	0	5	5
C-1B (25)	3.08	1.16%	175	18,303	0.02%	97	97	194	97	62	159	0	35	35
C-1C(26)T Peak	0.57	0.21%	20	11,620	0.01%	61	18	79	61	13	75	0	4	4
C-1C(26)T Off Peak	3.45	1.30%	155	-	#DIV/0!	0	84	84	0	58	58	0	26	26
C-2A (28)	1.23	0.46%	16	-	#DIV/0!	0	35	35	0	25	25	0	10	10
C-2B (29)T Peak	1.33	0.50%	40	7,424	0.02%	37	42	79	37	31	69	0	10	10
C-2B(29)T Off-Peak	6.80	2.56%	13	17,579	0.04%	89	164	253	89	114	202	0	50	50
Sub-Total	16.83	6.34%	605	57,698	0.03%	284	452	736	284	311	595	0	141	141
Agriculture Tubewell - Tariff D					#DIV/0!									
Agriculture D-1A (41,42,43,44,46)	0.76	0.29%	2,127	92,555	0.00%	0	25	25	0	13	13	0	12	12
D2 (NOR)	1.57	0.59%	2,877	25,140	0.01%	60	49	109	60	32	93	0	17	17
D-2 (SUB)	-	0.00%		-	#DIV/0!	0	0	0	0	0	0	0	0	0
D-1B(T) Peak	2.80	1.06%		61,886	0.01%	149	67	216	149	37	186	0	30	30
D-1B(T) Off-Peak	4.66	1.76%	38	-	#DIV/0!	0	125	125	0	25	25	0	100	100
D-1B(T) Peak (NOR)	-	0.00%	-	-	#DIV/0!	0	0	0	0	0	0	0	0	0
D-1B(T) Peak (SUB)	0.30	0.11%	524	6,522	0.01%	16	9	25	16	2	18	0	7	7
D-1B(T) Peak (SUB)	-	0.00%	-	-	#DIV/0!	0	0	0	0	0	0	0	0	0
D-1B(T) Off-Peak	0.21	0.08%	3,704	-	#DIV/0!	0	4	4	0	2	2	0	3	3
	10.30	3.88%	9,270	186,103	0.01%	225	281	505	225	112	336	0	169	169
Public Lighting - Tariff G					#DIV/0!									
G(1)	1.83	0.69%	425	13,029	0.02%	0	51	51	0	38	38	0	14	14
Housing Colonies - Tariff H					#DIV/0!							0		0
H(1)	0.12	0.05%	19	2,334	0.01%	0	3	3	0	3	3	0	1	1
AJK Bulk Supply					#DIV/0!									0
	23.34	8.79%	14,384	106,027	0.03%	0	615	615	0	455	455	0	159	159
Total	265.54	100.00%	858,816	1,684,827	0.02%	2,980	6,540	9,521	2,978	3,594	6,572	2	2,947	2,949

Sukkur Electric Power Company Ltd.

FORM - 28 (b)

SUKKUR ELECTRIC POWR COMPANY LTD.

Proposed & Subsidy

FY 2021-22

Nov

Description	Unit Sale FY 2021-22	Sales Mix	No. of Consumers	Sanctioned Load	Load Factor	Revenue as per new proposed Tariff			Revenue as per GOP Notified Tariff			Subsidy		
						Fixed Charge	Variable Charge	Total	Fixed Charge	Variable Charge	Total	Fixed Charge	Variable Charge	Total
	(MkWh)	(%age)		(kW)	(%age)	(Rs/kW/M)		(Rs/kWh)	(Rs/kW/M)		(Rs/kWh)	(Rs/kW/M)		(Rs/kWh)
Residential														
Residential - A1														
Upto - 50	2.70	1.42%	68,102	106,027	0.00%	95	11	106	95	11	106	0	0	0
1-100 GoP Tariff	40.93	21.47%	325,839	104,391	0.04%	188	826	1,014	188	317	505	0	509	509
101 - 200 GoP Tariff	28.77	15.09%	119,536	176,040	0.02%	0	682	682	0	289	289	0	393	393
201 - 300 GoP Tariff	22.57	11.84%	76,084	98,176	0.03%	0	606	606	0	274	274	0	332	332
301 - 700 GoP Tariff	12.87	6.75%	75,586	146,375	0.01%	0	370	370	0	252	252	0	118	118
Above -700 GoP	1.95	1.02%	26,480	46,955	0.00%	0	62	62	0	44	44	0	17	17
A-1B(03) T Peak	0.12	0.06%	-	26,754	0.00%	0	4	4	0	3	3	0	1	1
A-1B(03) T Off- Peak	0.65	0.34%	2,356	-	#DIV/0!	0	16	16	0	11	11	0	5	5
E-11(55) Temp.	0.00	0.00%	2	9	0.01%	0	0	0	0	0	0	0	0	0
Sub-Total	110.56	58.00%	694,285	704,726	0.02%	283	2,577	2,861	283	1,200	1,484	0	1,377	1,377
For Peak Load Requirement Upto 20 KW					#DIV/0!									
Commercial - A2A (04)	4.61	2.42%	120,691	132,383	0.00%	278	145	423	278	92	370	0	53	53
A-2B(05)	0.87	0.45%	770	245	0.40%	1	25	26	1	19	20	0	6	6
A-2C (06) T Peak	1.45	0.76%	-	9,230	0.02%	44	46	90	44	34	79	0	11	11
A-2C (06) T Off -Peak	7.05	3.70%	4,450	66,003	0.01%	317	172	489	317	124	441	0	48	48
E-1ii(56) TEMP.	-	0.00%	-	-	#DIV/0!	0	0	0	0	0	0	0	0	0
Sub-Total	13.99	7.34%	125,911	207,862	0.01%	640	388	1,028	640	269	909	0	119	119
Industrial					#DIV/0!									
Industrial B-1 (07)	1.00	0.52%	4,654	66,294	0.00%	0	33	33	0	17	17	0	16	16
B-1 (08)	-	0.00%	55	-	#DIV/0!	0	0	0	0	0	0	0	0	0
B-1(09) PEAK	0.44	0.23%	-	46,136	0.00%	0	14	14	0	9	9	0	5	5
B-1(09) OFF-PEAK	4.38	2.30%	5,592	-	#DIV/0!	0	108	108	0	67	67	0	41	41
B-2A (10)	1.65	0.87%	805	72,555	0.00%	383	46	429	383	28	411	0	18	18
B-2B-(12) T Peak	2.25	1.18%	-	188,220	0.00%	994	70	1,064	994	47	1,040	0	24	24
B-2B-(12) T Off-Peak	15.37	8.06%	2,654	-	#DIV/0!	0	371	371	0	231	231	0	141	141
B-3 (14) T Peak	0.30	0.16%	-	3,018	0.01%	16	9	25	14	6	20	2	3	5
B-3 (14) T Off-Peak	1.63	0.85%	36	18,880	0.01%	95	35	131	95	24	119	0	11	11
B-4 (17) - Peak	0.18	0.09%	-	11,944	0.00%	60	6	66	60	4	64	0	2	2
B-4 (17) - Off Peak	1.16	0.61%	3	-	#DIV/0!	0	28	28	0	17	17	0	11	11
E-2 (58) Temp	0.09	0.05%	18	-	#DIV/0!	0	3	3	0	2	2	0	1	1
Sub-Total	28.44	14.92%	13,917	407,048	0.01%	1,548	723	2,271	1,546	451	1,997	2	272	274
Single Point Supply for Further Distribution					#DIV/0!									
C-1A (19)	0.27	0.14%	186	2,771	0.01%	0	9	9	0	6	6	0	4	4
C-1B (25)	2.21	1.16%	175	18,303	0.01%	97	70	166	97	45	141	0	25	25
C-1C(26)T Peak	0.41	0.21%	20	11,620	0.00%	61	13	74	61	10	71	0	3	3
C-1C(26)T Off Peak	2.48	1.30%	155	-	#DIV/0!	0	60	60	0	42	42	0	18	18
C-2A (28)	0.89	0.46%	16	-	#DIV/0!	0	25	25	0	18	18	0	7	7
C-2B (29)T Peak	0.95	0.50%	40	7,424	0.01%	37	30	67	37	22	60	0	7	7
C-2B(29)T Off-Peak	4.88	2.56%	13	17,579	0.03%	89	118	207	89	82	170	0	36	36
Sub-Total	12.08	6.34%	605	57,698	0.02%	284	325	609	284	223	507	0	101	101
Agriculture Tubewell - Tariff D					#DIV/0!									
Agriculture D-1A (41,42,43,44,46)	0.55	0.29%	2,127	92,555	0.00%	0	18	18	0	10	10	0	9	9
D2 (NOR)	1.12	0.59%	2,877	25,140	0.01%	60	35	96	60	23	83	0	12	12
D-2 (SUB)	-	0.00%		-	#DIV/0!	0	0	0	0	0	0	0	0	0
D-1B(T) Peak	2.01	1.06%		61,886	0.00%	149	48	197	149	27	175	0	22	22
D-1B(T) Off-Peak	3.35	1.76%	38	-	#DIV/0!	0	90	90	0	18	18	0	72	72
D-1B(T) Peak (NOR)	-	0.00%	-	-	#DIV/0!	0	0	0	0	0	0	0	0	0
D-1B(T) Peak (SUB)	0.21	0.11%	524	6,522	0.00%	16	7	22	16	2	17	0	5	5
D-1B(T) Peak (SUB)	-	0.00%	-	-	#DIV/0!	0	0	0	0	0	0	0	0	0
D-1B(T) Off-Peak	0.15	0.08%	3,704	-	#DIV/0!	0	3	3	0	1	1	0	2	2
	7.39	3.88%	9,270	186,103	0.00%	225	201	426	225	80	305	0	121	121
Public Lighting - Tariff G					#DIV/0!									
G(1)	1.31	0.69%	425	13,029	0.01%	0	37	37	0	27	27	0	10	10
Housing Colonies - Tariff H					#DIV/0!							0		0
H(1)	0.09	0.05%	19	2,334	0.00%	0	2	2	0	2	2	0	1	1
AJK Bulk Supply					#DIV/0!									0
	16.76	8.79%	14,384	106,027	0.02%	0	441	441	0	327	327	0	114	114
Total	190.63	100.00%	858,316	1,684,827	0.01%	2,980	4,695	7,676	2,978	2,580	5,558	2	2,115	2,117

Sukkur Electric Power Company Ltd.

FORM - 28 (b)

SUKKUR ELECTRIC POWR COMPANY LTD.

Proposed & Subsidy

FY 2021-22

Dec

Description	Unit Sale FY 2021-22	Sales Mix	No. of Consumers	Sanctioned Load	Load Factor	Revenue as per new proposed Tariff			Revenue as per GOP Notified Tariff			Subsidy		
						Fixed Charge	Variable Charge	Total	Fixed Charge	Variable Charge	Total	Fixed Charge	Variable Charge	Total
	(MkWh)	(%age)		(kW)	(%age)	(Rs/kW/M)		(Rs/kWh)	(Rs/kW/M)		(Rs/kWh)	(Rs/kW/M)		(Rs/kWh)
Residential														
Residential - A1														
Upto - 50	2.54	1.42%	68,102	106,027	0.00%	95	10	106	95	10	105	0	0	0
1-100 GoP Tariff	38.46	21.47%	325,639	104,391	0.04%	188	776	964	188	298	486	0	479	479
101 - 200 GoP Tariff	27.03	15.09%	119,536	176,040	0.02%	0	641	641	0	272	272	0	369	369
201 - 300 GoP Tariff	21.21	11.84%	76,084	98,176	0.02%	0	570	570	0	258	258	0	312	312
301 - 700 GoP Tariff	12.10	6.75%	75,586	146,375	0.01%	0	348	348	0	236	236	0	111	111
Above -700 GoP	1.83	1.02%	26,480	46,955	0.00%	0	58	58	0	42	42	0	16	16
A-1B(03) T Peak	0.12	0.06%	-	26,754	0.00%	0	4	4	0	3	3	0	1	1
A-1B(03) T Off- Peak	0.61	0.34%	2,856	-	#DIV/0!	0	15	15	0	10	10	0	5	5
E-11(55) Temp.	0.00	0.00%	2	9	0.00%	0	0	0	0	0	0	0	0	0
Sub-Total	**103.90**	**58.00%**	**694,285**	**704,726**	**0.02%**	**283**	**2,422**	**2,705**	**283**	**1,128**	**1,411**	**0**	**1,294**	**1,294**
For Peak Load Requirement Upto 20 KW					#DIV/0!									
Commercial - A2A (04)	4.34	2.42%	120,691	132,383	0.00%	278	136	414	278	87	365	0	50	50
A-2B(05)	0.81	0.45%	770	245	0.38%	1	24	25	1	18	19	0	6	6
A-2C (06) T Peak	1.37	0.76%	-	9,230	0.02%	44	43	87	44	32	76	0	11	11
A-2C (06) T Off -Peak	6.63	3.70%	4,450	66,003	0.01%	317	162	479	317	117	433	0	45	45
E-1ii(56) TEMP.	-	0.00%	-	-	#DIV/0!	0	0	0	0	0	0	0	0	0
Sub-Total	**13.15**	**7.34%**	**125,911**	**207,862**	**0.01%**	**640**	**385**	**1,005**	**640**	**253**	**893**	**0**	**112**	**112**
Industrial					#DIV/0!									
Industrial B-1 (07)	0.94	0.52%	4,654	66,294	0.00%	0	31	31	0	16	16	0	15	15
B-1 (08)	-	0.00%	55	-	#DIV/0!	0	0	0	0	0	0	0	0	0
B-1(09) PEAK	0.41	0.23%	-	46,136	0.00%	0	13	13	0	9	9	0	4	4
B-1(09) OFF-PEAK	4.11	2.30%	5,692	-	#DIV/0!	0	101	101	0	63	63	0	39	39
B-2A (10)	1.55	0.87%	805	72,555	0.00%	383	43	426	383	26	409	0	17	17
B-2B-(12) T Peak	2.11	1.18%	-	188,220	0.00%	994	66	1,060	994	44	1,038	0	22	22
B-2B-(12) T Off-Peak	14.44	8.06%	2,654	-	#DIV/0!	0	349	349	0	217	217	0	132	132
B-3 (14) T Peak	0.28	0.16%	-	3,018	0.01%	16	9	25	14	6	20	2	3	5
B-3 (14) T Off-Peak	1.53	0.85%	36	18,880	0.01%	95	33	128	95	23	118	0	10	10
B-4 (17) - Peak	0.17	0.09%	-	11,944	0.00%	60	5	65	60	3	64	0	2	2
B-4 (17) - Off Peak	1.09	0.61%	3	-	#DIV/0!	0	26	26	0	16	16	0	10	10
E-2 (58) Temp	0.08	0.05%	18	-	#DIV/0!	0	2	2	0	2	2	0	1	1
Sub-Total	**26.73**	**14.92%**	**13,917**	**407,048**	**0.01%**	**1,548**	**679**	**2,228**	**1,546**	**424**	**1,970**	**2**	**255**	**258**
Single Point Supply for Further Distribution					#DIV/0!									
C-1A (19)	0.25	0.14%	186	2,771	0.01%	0	9	9	0	5	5	0	4	4
C-1B (25)	2.08	1.16%	175	18,303	0.01%	97	65	162	97	42	138	0	24	24
C-1C(26)T Peak	0.38	0.21%	20	11,620	0.00%	61	12	73	61	9	70	0	3	3
C-1C(26)T Off Peak	2.33	1.30%	155	-	#DIV/0!	0	57	57	0	39	39	0	17	17
C-2A (28)	0.83	0.46%	16	-	#DIV/0!	0	23	23	0	17	17	0	7	7
C-2B (29)T Peak	0.90	0.50%	40	7,424	0.01%	37	28	65	37	21	59	0	7	7
C-2B(29)T Off-Peak	4.59	2.56%	13	17,579	0.03%	89	111	199	89	77	165	0	34	34
Sub-Total	**11.35**	**6.34%**	**605**	**57,698**	**0.02%**	**284**	**305**	**589**	**284**	**210**	**494**	**0**	**95**	**95**
Agriculture Tubewell - Tariff D					#DIV/0!									
Agriculture D-1A (41,42,43,44,46)	0.51	0.29%	2,127	92,555	0.00%	0	17	17	0	9	9	0	8	8
D2 (NOR)	1.06	0.59%	2,877	25,140	0.00%	60	33	93	60	22	82	0	11	11
D-2 (SUB)	-	0.00%		-	#DIV/0!	0	0	0	0	0	0	0	0	0
D-1B(T) Peak	1.89	1.06%		61,886	0.00%	149	46	194	149	25	174	0	20	20
D-1B(T) Off-Peak	3.15	1.76%	38	-	#DIV/0!	0	84	84	0	17	17	0	67	67
D-1B(T) Peak (NOR)	-	0.00%	-	-	#DIV/0!	0	0	0	0	0	0	0	0	0
D-1B(T) Peak (SUB)	0.20	0.11%	524	6,522	0.00%	16	6	22	16	1	17	0	5	5
D-1B(T) Peak (SUB)	-	0.00%	-	-	#DIV/0!	0	0	0	0	0	0	0	0	0
D-1B(T) Off-Peak	0.14	0.08%	3,704	-	#DIV/0!	0	3	3	0	1	1	0	2	2
	6.95	**3.88%**	**9,270**	**186,103**	**0.00%**	**225**	**189**	**414**	**225**	**75**	**300**	**0**	**114**	**114**
Public Lighting - Tariff G					#DIV/0!									
G(I)	1.23	0.69%	425	13,029	0.01%	0	35	35	0	25	25	0	9	9
Housing Colonies - Tariff H					#DIV/0!							0		0
H(1)	0.08	0.05%	19	2,334	0.00%	0	2	2	0	2	2	0	1	1
AJK Bulk Supply					#DIV/0!									0
	15.75	8.79%	14,384	106,027	0.02%	0	415	415	0	307	307	0	108	108
Total	**179.14**	**100.00%**	**858,816**	**1,684,827**	**0.01%**	**2,980**	**4,412**	**7,393**	**2,978**	**2,424**	**5,403**	**2**	**1,988**	**1,990**

Sukkur Electric Power Company Ltd

FORM - 28 (b)

SUKKUR ELECTRIC POWR COMPANY LTD.

Proposed & Subsidy

FY 2021-22 (2nd Qtr)

Oct-Dec

Description	2nd Qtr	Sales Mix	No. of Consumers	Sanctioned Load	Load Factor	Revenue as per new proposed Tariff			Revenue as per GOP Notified Tariff			Subsidy		
						Fixed Charge	Variable Charge	Total	Fixed Charge	Variable Charge	Total	Fixed Charge	Variable Charge	Total
	(MkWh)	(%age)		(kW)	(%age)	(Rs/kW/M)		(Rs/kWh)	(Rs/kW/M)		(Rs/kWh)	(Rs/kW/M)		(Rs/kWh)
Residential														
Residential - A1														
Upto - 50	8.99	1.42%	68,102	106,027	0.01%	286	36	322	286	36	322	0	0	0
1-100 GoP Tariff	136.40	21.47%	325,839	104,391	0.15%	564	2,753	3,317	564	1,056	1,619	0	1,697	1,697
101 - 200 GoP Tariff	95.87	15.09%	119,536	176,040	0.06%	0	2,275	2,275	0	964	964	0	1,310	1,310
201 - 300 GoP Tariff	75.23	11.84%	76,084	98,176	0.09%	0	2,021	2,021	0	914	914	0	1,107	1,107
301 - 700 GoP Tariff	42.89	6.75%	75,586	146,375	0.03%	0	1,233	1,233	0	839	839	0	395	395
Above -700 GoP	6.51	1.02%	26,480	46,955	0.02%	0	205	205	0	147	147	0	58	58
A-1B(03) T Peak	0.41	0.06%	-	26,754	0.00%	0	13	13	0	9	9	0	4	4
A-1B(03) T Off- Peak	2.16	0.34%	2,856	-	#DIV/0!	0	53	53	0	35	35	0	18	18
E-11(55) Temp.	0.00	0.00%	2	9	0.02%	0	0	0	0	0	0	0	0	0
Sub-Total	368.47	58.00%	694,285	704,725	0.06%	850	8,589	9,439	850	4,000	4,850	0	4,589	4,589
For Peak Load Requirement Upto 20 KW					#DIV/0!									
Commercial - A2A (04)	15.38	2.42%	120,691	132,383	0.01%	834	484	1,318	834	307	1,141	0	177	177
A-2B(05)	2.88	0.45%	770	245	1.34%	4	84	88	4	62	66	0	21	21
A-2C (06) T Peak	4.85	0.76%	-	9,230	0.06%	133	152	285	133	114	247	0	38	38
A-2C (06) T Off -Peak	23.51	3.70%	4,450	66,003	0.04%	950	574	1,524	950	413	1,364	0	160	160
E-1ii(56) TEMP.	-	0.00%	-	-	#DIV/0!	0	0	0	0	0	0	0	0	0
Sub-Total	46.62	7.34%	125,911	207,362	0.03%	2,771	9,935	12,707	2,771	4,932	7,704	0	5,003	5,003
Industrial					#DIV/0!									
Industrial B-1 (07)	3.32	0.52%	4,654	66,294	0.01%	0	110	110	0	57	57	0	53	53
B-1 (08)	-	0.00%	55	-	#DIV/0!	0	0	0	0	0	0	0	0	0
B-1(09) PEAK	1.46	0.23%	-	46,136	0.00%	0	46	46	0	30	30	0	16	16
B-1(09) OFF-PEAK	14.59	2.30%	5,692	-	#DIV/0!	0	359	359	0	222	222	0	137	137
B-2A (10)	5.51	0.87%	805	72,555	0.01%	1,149	153	1,302	1,149	92	1,241	0	61	61
B-2B-(12) T Peak	7.48	1.18%	-	188,220	0.00%	2,981	235	3,216	2,981	155	3,137	0	79	79
B-2B-(12) T Off-Peak	51.23	8.06%	2,654	-	#DIV/0!	0	1,238	1,238	0	769	769	0	469	469
B-3 (14) T Peak	1.01	0.16%	-	3,018	0.04%	48	32	79	41	21	62	7	11	17
B-3 (14) T Off-Peak	5.43	0.85%	36	18,880	0.03%	285	118	403	285	81	367	0	37	37
B-4 (17) - Peak	0.60	0.09%	-	11,944	0.01%	181	18	199	181	12	193	0	6	6
B-4 (17) - Off Peak	3.87	0.61%	3	-	#DIV/0!	0	93	93	0	57	57	0	35	35
E-2 (58) Temp	0.30	0.05%	18	-	#DIV/0!	0	8	8	0	5	5	0	3	3
Sub-Total	94.79	14.92%	13,917	407,048	0.03%	4,645	2,410	7,054	4,638	1,504	6,142	7	906	912
Single Point Supply for Further Distribution					#DIV/0!									
C-1A (19)	0.90	0.14%	186	2,771	0.04%	0	31	31	0	19	19	0	13	13
C-1B (25)	7.37	1.16%	175	18,303	0.05%	290	232	522	290	148	438	0	84	84
C-1C(26)T Peak	1.35	0.21%	20	11,620	0.01%	184	42	226	184	32	216	0	11	11
C-1C(26)T Off Peak	8.25	1.30%	155	-	#DIV/0!	0	201	201	0	140	140	0	61	61
C-2A (28)	2.95	0.46%	16	-	#DIV/0!	0	83	83	0	59	59	0	24	24
C-2B (29)T Peak	3.18	0.50%	40	7,424	0.05%	112	100	212	112	75	187	0	25	25
C-2B(29)T Off-Peak	16.26	2.56%	13	17,579	0.11%	266	393	659	266	272	538	0	121	121
Sub-Total	40.27	6.34%	605	57,698	0.08%	852	1,082	1,935	852	745	1,597	0	338	338
Agriculture Tubewell - Tariff D					#DIV/0!									
Agriculture D-1A (41,42,43,44,46)	1.83	0.29%	2,127	92,555	0.00%	0	61	61	0	32	32	0	29	29
D2 (NOR)	3.75	0.59%	2,877	25,140	0.02%	181	118	299	181	77	258	0	41	41
D-2 (SUB)	-	0.00%		-	#DIV/0!	0	0	0	0	0	0	0	0	0
D-1B(T) Peak	6.70	1.06%		61,886	0.01%	446	161	607	446	89	535	0	72	72
D-1B(T) Off-Peak	11.16	1.76%	38	-	#DIV/0!	0	299	299	0	60	60	0	239	239
D-1B(T) Peak (NOR)	-	0.00%	-	-	#DIV/0!	0	0	0	0	0	0	0	0	0
D-1B(T) Peak (SUB)	0.72	0.11%	524	6,522	0.01%	47	22	69	47	5	52	0	17	17
D-1B(T) Peak (SUB)	-	0.00%	-	-	#DIV/0!	0	0	0	0	0	0	0	0	0
D-1B(T) Off-Peak	0.49	0.08%	3,704	-	#DIV/0!	0	11	11	0	4	4	0	7	7
	24.64	3.88%	9,270	186,103	0.02%	674	671	1,345	674	267	940	0	405	405
Public Lighting - Tariff G					#DIV/0!									
G(1)	4.37	0.69%	425	13,029	0.04%	0	123	123	0	90	90	0	32	32
Housing Colonies - Tariff H					#DIV/0!							0		0
H(1)	0.29	0.05%	19	2,334	0.01%	0	8	8	0	6	6	0	2	2
AJK Bulk Supply					#DIV/0!									0
	55.85	8.79%	14,384	108,027	0.06%	0	1,471	1,471	0	1,090	1,090	0	382	382
Total	635.30	100.00%	858,816	1,684,827	0.04%	9,791	24,290	34,082	9,785	12,634	22,419	7	11,656	11,663



FORM - 28 (b)

SUKKUR ELECTRIC POWR COMPANY LTD.

Proposed & Subsidy

FY 2021-22

Jan

Description	Unit Sale FY 2021-22	Sales Mix	No. of Consumers	Sanctioned Load	Load Factor	Revenue as per new proposed Tariff			Revenue as per GOP Notified Tariff			Subsidy		
						Fixed Charge	Variable Charge	Total	Fixed Charge	Variable Charge	Total	Fixed Charge	Variable Charge	Total
	(MWh)	(%age)		(kW)	(%age)	(Rs/kW/M)		(Rs/kWh)	(Rs/kW/M)		(Rs/kWh)	(Rs/kW/M)		(Rs/kWh)
Residential														
Residential - A1														
Upto - 50	2.39	1.42%	68,102	106,027	0.00%	95	10	105	95	9	105	0	0	0
1-100 GoP Tariff	36.20	21.47%	325,639	104,391	0.04%	188	731	919	188	280	468	0	451	451
101 - 200 GoP Tariff	25.45	15.09%	119,536	176,040	0.02%	0	604	604	0	256	256	0	348	348
201 - 300 GoP Tariff	19.97	11.84%	76,084	98,176	0.02%	0	536	536	0	243	243	0	294	294
301 - 700 GoP Tariff	11.39	6.75%	75,586	146,375	0.01%	0	327	327	0	223	223	0	105	105
Above -700 GoP	1.73	1.02%	26,480	46,955	0.00%	0	54	54	0	39	39	0	15	15
A-1B(03) T Peak	0.11	0.06%	-	26,754	0.00%	0	3	3	0	2	2	0	1	1
A-1B(03) T Off- Peak	0.57	0.34%	2,856	-	#DIV/0!	0	14	14	0	9	9	0	5	5
E-11(55) Temp.	0.00	0.00%	2	9	0.00%	0	0	0	0	0	0	0	0	0
Sub-Total	97.80	58.00%	694,285	704,726	0.02%	283	2,280	2,563	283	1,062	1,345	0	1,218	1,218
For Peak Load Requirement Upto 20 KW					#DIV/0!									
Commercial - A2A (04)	4.08	2.42%	120,691	132,383	0.00%	278	128	406	278	81	359	0	47	47
A-2B(05)	0.77	0.45%	770	245	0.36%	1	22	23	1	17	18	0	6	6
A-2C (06) T Peak	1.29	0.76%	-	9,230	0.02%	44	40	85	44	30	75	0	10	10
A-2C (06) T Off -Peak	6.24	3.70%	4,450	66,003	0.01%	317	152	469	317	110	427	0	43	43
E-1ii(56) TEMP.	-	0.00%	-	-	#DIV/0!	0	0	0	0	0	0	0	0	0
Sub-Total	12.37	7.34%	125,911	207,862	0.01%	640	343	984	640	238	878	0	105	105
Industrial					#DIV/0!									
Industrial B-1 (07)	0.88	0.52%	4,654	66,294	0.00%	0	29	29	0	15	15	0	14	14
B-1 (08)	-	0.00%	55	-	#DIV/0!	0	0	0	0	0	0	0	0	0
B-1(09) PEAK	0.39	0.23%	-	46,136	0.00%	0	12	12	0	8	8	0	4	4
B-1(09) OFF-PEAK	3.87	2.30%	5,692	-	#DIV/0!	0	95	95	0	59	59	0	36	36
B-2A (10)	1.46	0.87%	805	72,555	0.00%	383	41	424	383	24	408	0	16	16
B-2B-(12) T Peak	1.99	1.18%	-	188,220	0.00%	994	62	1,056	994	41	1,035	0	21	21
B-2B-(12) T Off-Peak	13.60	8.06%	2,654	-	#DIV/0!	0	329	329	0	204	204	0	124	124
B-3 (14) T Peak	0.27	0.16%	-	3,018	0.01%	16	8	24	14	6	19	2	3	5
B-3 (14) T Off-Peak	1.44	0.85%	36	18,880	0.01%	95	31	126	95	22	117	0	10	10
B-4 (17) - Peak	0.16	0.09%	-	11,944	0.00%	60	5	65	60	3	63	0	2	2
B-4 (17) - Off Peak	1.03	0.61%	3	-	#DIV/0!	0	25	25	0	15	15	0	9	9
E-2 (58) Temp	0.08	0.05%	18	-	#DIV/0!	0	2	2	0	1	1	0	1	1
Sub-Total	25.16	14.92%	13,917	407,048	0.01%	1,548	640	2,188	1,546	399	1,945	2	240	243
Single Point Supply for Further Distribution					#DIV/0!									
C-1A (19)	0.24	0.14%	186	2,771	0.01%	0	8	8	0	5	5	0	3	3
C-1B (25)	1.96	1.16%	175	18,303	0.01%	97	62	158	97	39	136	0	22	22
C-1C(26)T Peak	0.36	0.21%	20	11,620	0.00%	61	11	73	61	8	70	0	3	3
C-1C(26)T Off Peak	2.19	1.30%	155	-	#DIV/0!	0	53	53	0	37	37	0	16	16
C-2A (28)	0.78	0.46%	16	-	#DIV/0!	0	22	22	0	16	16	0	6	6
C-2B (29)T Peak	0.84	0.50%	40	7,424	0.01%	37	26	64	37	20	57	0	7	7
C-2B(29)T Off-Peak	4.32	2.56%	13	17,579	0.03%	89	104	193	89	72	161	0	32	32
Sub-Total	10.69	6.34%	605	57,698	0.02%	284	287	571	284	198	482	0	90	90
Agriculture Tubewell - Tariff D					#DIV/0!									
Agriculture D-1A (41,42,43,44,46)	0.48	0.29%	2,127	92,555	0.00%	0	16	16	0	9	9	0	8	8
D2 (NOR)	0.99	0.59%	2,877	25,140	0.00%	60	31	92	60	20	81	0	11	11
D-2 (SUB)	-	0.00%		-	#DIV/0!	0	0	0	0	0	0	0	0	0
D-1B(T) Peak	1.78	1.06%		61,866	0.00%	149	43	191	149	24	172	0	19	19
D-1B(T) Off-Peak	2.96	1.76%	38	-	#DIV/0!	0	79	79	0	16	16	0	63	63
D-1B(T) Peak (NOR)	-	0.00%	-	-	#DIV/0!	0	0	0	0	0	0	0	0	0
D-1B(T) Peak (SUB)	0.19	0.11%	524	6,522	0.00%	16	6	22	16	1	17	0	5	5
D-1B(T) Peak (SUB)	-	0.00%	-	-	#DIV/0!	0	0	0	0	0	0	0	0	0
D-1B(T) Off-Peak	0.13	0.08%	3,704	-	#DIV/0!	0	3	3	0	1	1	0	2	2
	6.54	3.88%	9,270	186,103	0.00%	225	178	403	225	71	295	0	107	107
Public Lighting - Tariff G					#DIV/0!									
G(I)	1.16	0.69%	425	13,029	0.01%	0	33	33	0	24	24	0	9	9
Housing Colonies - Tariff H					#DIV/0!							0		0
H(1)	0.08	0.05%	19	2,334	0.00%	0	2	2	0	2	2	0	1	1
AJK Bulk Supply					#DIV/0!									0
	14.83	8.79%	14,384	106,027	0.02%	0	391	391	0	289	289	0	101	101
Total	168.63	100.00%	858,816	1,684,827	0.01%	2,980	4,153	7,134	2,978	2,282	5,260	2	1,871	1,873

Sukkur Electric Power Company Ltd.

FORM - 28 (b)

SUKKUR ELECTRIC POWR COMPANY LTD.

Proposed & Subsidy

FY 2021-22

Feb

Description	Unit Sale FY 2021-22	Sales Mix	No. of Consumers	Sanctioned Load	Load Factor	Revenue as per new proposed Tariff			Revenue as per GOP Notified Tariff			Subsidy		
						Fixed Charge	Variable Charge	Total	Fixed Charge	Variable Charge	Total	Fixed Charge	Variable Charge	Total
	(MkWh)	(%age)		(kW)	(%age)	(Rs/kW/M)		(Rs/kWh)	(Rs/kW/M)		(Rs/kWh)	(Rs/kW/M)		(Rs/kWh)
Residential														
Residential - A1														
Upto - 50	2.15	1.42%	98,102	106,027	0.00%	95	9	104	95	8	104	0	0	0
1-100 GoP Tariff	32.57	21.47%	325,639	104,391	0.04%	188	657	845	188	252	440	0	405	405
101 - 200 GoP Tariff	22.90	15.09%	119,536	178,040	0.01%	0	543	543	0	230	230	0	313	313
201 - 300 GoP Tariff	17.96	11.84%	76,084	98,176	0.02%	0	483	483	0	218	218	0	264	264
301 - 700 GoP Tariff	10.24	6.75%	75,586	146,375	0.01%	0	294	294	0	200	200	0	94	94
Above -700 GoP	1.55	1.02%	26,480	46,955	0.00%	0	49	49	0	35	35	0	14	14
A-1B(03) T Peak	0.10	0.06%	-	26,754	0.00%	0	3	3	0	2	2	0	1	1
A-1B(03) T Off- Peak	0.52	0.34%	2,856	-	#DIV/0!	0	13	13	0	8	8	0	4	4
E-11(55) Temp.	0.00	0.00%	2	9	0.00%	0	0	0	0	0	0	0	0	0
Sub-Total	87.99	58.00%	694,285	704,726	0.01%	283	2,051	2,334	283	955	1,239	0	1,096	1,096
For Peak Load Requirement Upto 20 KW					#DIV/0!									
Commercial - A2A (04)	3.67	2.42%	120,691	132,383	0.00%	278	116	394	278	73	351	0	42	42
A-2B(05)	0.69	0.45%	770	245	0.32%	1	20	21	1	15	16	0	5	5
A-2C (06) T Peak	1.16	0.76%	-	9,230	0.01%	44	36	81	44	27	72	0	9	9
A-2C (06) T Off -Peak	5.61	3.70%	4,450	86,003	0.01%	317	137	454	317	99	416	0	38	38
E-1ii(56) TEMP.	-	0.00%	-	-	#DIV/0!	0	0	0	0	0	0	0	0	0
Sub-Total	11.13	7.34%	125,911	207,862	0.01%	640	309	949	640	214	855	0	95	95
Industrial					#DIV/0!									
Industrial B-1 (07)	0.79	0.52%	4,654	66,294	0.00%	0	26	26	0	14	14	0	13	13
B-1 (08)	-	0.00%	55	-	#DIV/0!	0	0	0	0	0	0	0	0	0
B-1(09) PEAK	0.35	0.23%	-	46,136	0.00%	0	11	11	0	7	7	0	4	4
B-1(09) OFF-PEAK	3.48	2.30%	5,592	-	#DIV/0!	0	86	86	0	53	53	0	33	33
B-2A (10)	1.31	0.87%	805	72,555	0.00%	383	36	420	383	22	405	0	14	14
B-2B-(12) T Peak	1.79	1.18%	-	188,220	0.00%	994	56	1,050	994	37	1,031	0	19	19
B-2B-(12) T Off-Peak	12.23	8.06%	2,654	-	#DIV/0!	0	296	296	0	184	184	0	112	112
B-3 (14) T Peak	0.24	0.16%	-	3,018	0.01%	16	8	23	14	5	19	2	3	5
B-3 (14) T Off-Peak	1.30	0.85%	36	18,880	0.01%	95	28	123	95	19	115	0	9	9
B-4 (17) - Peak	0.14	0.09%	-	11,944	0.00%	60	4	65	60	3	63	0	1	1
B-4 (17) - Off Peak	0.92	0.61%	3	-	#DIV/0!	0	22	22	0	14	14	0	8	8
E-2 (58) Temp	0.07	0.05%	18	-	#DIV/0!	0	2	2	0	1	1	0	1	1
Sub-Total	22.64	14.92%	13,917	407,048	0.01%	1,548	575	2,124	1,546	359	1,905	2	216	219
Single Point Supply for Further Distribution					#DIV/0!									
C-1A (19)	0.22	0.14%	186	2,771	0.01%	0	7	7	0	4	4	0	3	3
C-1B (25)	1.76	1.16%	175	18,303	0.01%	97	55	152	97	35	132	0	20	20
C-1C(26)T Peak	0.32	0.21%	20	11,620	0.00%	61	10	71	61	8	69	0	3	3
C-1C(26)T Off Peak	1.97	1.30%	155	-	#DIV/0!	0	48	48	0	33	33	0	15	15
C-2A (28)	0.71	0.46%	16	-	#DIV/0!	0	20	20	0	14	14	0	6	6
C-2B (29)T Peak	0.76	0.50%	40	7,424	0.01%	37	24	61	37	18	55	0	6	6
C-2B(29)T Off-Peak	3.88	2.56%	13	17,579	0.03%	89	94	182	89	65	154	0	29	29
Sub-Total	9.62	6.34%	605	57,698	0.02%	284	259	543	284	178	462	0	81	81
Agriculture Tubewell - Tariff D					#DIV/0!									
Agriculture D-1A (41,42,43,44,46)	0.44	0.29%	2,127	92,565	0.00%	0	15	15	0	8	8	0	7	7
D2 (NOR)	0.90	0.59%	2,377	25,140	0.00%	60	28	88	60	18	79	0	10	10
D-2 (SUB)	-	0.00%		-	#DIV/0!	0	0	0	0	0	0	0	0	0
D-1B(T) Peak	1.60	1.06%		61,886	0.00%	149	39	187	149	21	170	0	17	17
D-1B(T) Off-Peak	2.66	1.76%	38	-	#DIV/0!	0	71	71	0	14	14	0	57	57
D-1B(T) Peak (NOR)	-	0.00%	-	-	#DIV/0!	0	0	0	0	0	0	0	0	0
D-1B(T) Peak (SUB)	0.17	0.11%	524	6,522	0.00%	16	5	21	16	1	17	0	4	4
D-1B(T) Peak (SUB)	-	0.00%	-	-	#DIV/0!	0	0	0	0	0	0	0	0	0
D-1B(T) Off-Peak	0.12	0.08%	3,704	-	#DIV/0!	0	3	3	0	1	1	0	2	2
	5.89	3.88%	9,270	186,103	0.00%	225	160	385	225	64	288	0	97	97
Public Lighting - Tariff G					#DIV/0!									
G(1)	1.04	0.69%	425	13,029	0.01%	0	29	29	0	22	22	0	8	8
Housing Colonies - Tariff H					#DIV/0!							0		0
H(1)	0.07	0.05%	19	2,334	0.00%	0	2	2	0	1	1	0	1	1
AJK Bulk Supply					#DIV/0!									0
	13.34	8.79%	14,384	106,027	0.01%	0	351	351	0	260	260	0	91	91
Total	151.71	100.00%	858,816	1,684,827	0.01%	2,980	3,737	6,717	2,978	2,053	5,032	2	1,684	1,686

Sukkur Electric Power Company Ltd.

FORM - 28 (b)

SUKKUR ELECTRIC POWR COMPANY LTD.

Proposed & Subsidy

FY 2021-22

Mar

Description	Unit Sale FY 2021-22	Sales Mix	No. of Consumers	Sanctioned Load	Load Factor	Revenue as per new proposed Tariff			Revenue as per GOP Notified Tariff			Subsidy		
						Fixed Charge	Variable Charge	Total	Fixed Charge	Variable Charge	Total	Fixed Charge	Variable Charge *	Total
	(Mkwh)	(%age)		(kW)	(%age)	(Rs/kW/M)		(Rs/kWh)	(Rs/kW/M)		(Rs/kWh)	(Rs/kW/M)		(Rs/kWh)
Residential														
Residential - A1														
Upto - 50	2.54	1.42%	88,102	106,027	0.00%	95	10	106	95	10	105	0	0	0
1-100 GoP Tariff	38.53	21.47%	325,639	104,391	0.04%	188	778	966	188	298	486	0	480	480
101 - 200 GoP Tariff	27.09	15.09%	119,536	176,040	0.02%	0	643	643	0	272	272	0	370	370
201 - 300 GoP Tariff	21.25	11.84%	76,084	98,176	0.02%	0	571	571	0	258	258	0	313	313
301 - 700 GoP Tariff	12.12	6.75%	75,586	146,375	0.01%	0	348	348	0	237	237	0	111	111
Above -700 GoP	1.84	1.02%	26,480	46,955	0.00%	0	58	58	0	42	42	0	16	16
A-1B(03) T Peak	0.12	0.06%	-	26,754	0.00%	0	4	4	0	3	3	0	1	1
A-1B(03) T Off- Peak	0.61	0.34%	2,856	-	#DIV/0!	0	15	15	0	10	10	0	5	5
E-11(55) Temp.	0.00	0.00%	2	9	0.00%	0	0	0	0	0	0	0	0	0
Sub-Total	104.10	58.00%	694,285	704,726	0.02%	283	2,427	2,710	283	1,130	1,413	0	1,296	1,296
For Peak Load Requirement Upto 20 KW					#DIV/0!									
Commercial - A2A (04)	4.34	2.42%	120,691	132,383	0.00%	278	137	415	278	87	365	0	50	50
A-2B(05)	0.81	0.45%	770	245	0.38%	1	24	25	1	18	19	0	6	6
A-2C (06) T Peak	1.37	0.76%	-	9,230	0.02%	44	43	87	44	32	77	0	11	11
A-2C (06) T Off -Peak	6.64	3.70%	4,450	66,003	0.01%	317	162	479	317	117	434	0	45	45
E-1ii(56) TEMP.	-	0.00%	-	-	#DIV/0!	0	0	0	0	0	0	0	0	0
Sub-Total	13.17	7.34%	125,911	207,862	0.01%	640	365	1,006	640	253	894	0	112	112
Industrial					#DIV/0!									
Industrial B-1 (07)	0.94	0.52%	4,654	66,294	0.00%	0	31	31	0	16	16	0	15	15
B-1 (08)	-	0.00%	55	-	#DIV/0!	0	0	0	0	0	0	0	0	0
B-1(09) PEAK	0.41	0.23%	-	46,136	0.00%	0	13	13	0	9	9	0	4	4
B-1(09) OFF-PEAK	4.12	2.30%	5,692	-	#DIV/0!	0	101	101	0	63	63	0	39	39
B-2A (10)	1.56	0.87%	805	72,555	0.00%	383	43	426	383	26	409	0	17	17
B-2B-(12) T Peak	2.11	1.18%	-	188,220	0.00%	994	66	1,060	994	44	1,038	0	22	22
B-2B-(12) T Off-Peak	14.47	8.06%	2,654	-	#DIV/0!	0	350	350	0	217	217	0	132	132
B-3 (14) T Peak	0.28	0.16%	-	3,018	0.01%	16	9	25	14	6	20	2	3	5
B-3 (14) T Off-Peak	1.53	0.85%	36	18,880	0.01%	95	33	128	95	23	118	0	10	10
B-4 (17) - Peak	0.17	0.09%	-	11,944	0.00%	60	5	65	60	3	64	0	2	2
B-4 (17) - Off Peak	1.09	0.61%	3	-	#DIV/0!	0	26	26	0	16	16	0	10	10
E-2 (58) Temp	0.08	0.05%	18	-	#DIV/0!	0	2	2	0	2	2	0	1	1
Sub-Total	26.78	14.92%	13,917	407,048	0.01%	1,548	681	2,229	1,546	425	1,971	2	256	258
Single Point Supply for Further Distribution					#DIV/0!									
C-1A (19)	0.26	0.14%	186	2,771	0.01%	0	9	9	0	5	5	0	4	4
C-1B (25)	2.08	1.16%	175	18,303	0.01%	97	66	162	97	42	139	0	24	24
C-1C(26)T Peak	0.38	0.21%	20	11,620	0.00%	61	12	73	61	9	70	0	3	3
C-1C(26)T Off Peak	2.33	1.30%	155	-	#DIV/0!	0	57	57	0	40	40	0	17	17
C-2A (28)	0.83	0.46%	16	-	#DIV/0!	0	23	23	0	17	17	0	7	7
C-2B (29)T Peak	0.90	0.50%	40	7,424	0.01%	37	28	66	37	21	59	0	7	7
C-2B(29)T Off-Peak	4.59	2.56%	13	17,579	0.03%	89	111	200	89	77	166	0	34	34
Sub-Total	11.38	6.34%	605	57,698	0.02%	284	306	590	284	210	494	0	95	95
Agriculture Tubewell - Tariff D					#DIV/0!									
Agriculture D-1A (41,42,43,44,46)	0.52	0.29%	2,127	92,555	0.00%	0	17	17	0	9	9	0	8	8
D2 (NOR)	1.06	0.59%	2,877	25,140	0.00%	60	33	94	60	22	82	0	11	11
D-2 (SUB)	-	0.00%		-	#DIV/0!	0	0	0	0	0	0	0	0	0
D-1B(T) Peak	1.89	1.06%		61,886	0.00%	149	46	194	149	25	174	0	20	20
D-1B(T) Off-Peak	3.15	1.76%	38	-	#DIV/0!	0	84	84	0	17	17	0	67	67
D-1B(T) Peak (NOR)	-	0.00%	-	-	#DIV/0!	0	0	0	0	0	0	0	0	0
D-1B(T) Peak (SUB)	0.20	0.11%	524	6,522	0.00%	16	6	22	16	1	17	0	5	5
D-1B(T) Peak (SUB)	-	0.00%	-	-	#DIV/0!	0	0	0	0	0	0	0	0	0
D-1B(T) Off-Peak	0.14	0.08%	3,704	-	#DIV/0!	0	3	3	0	1	1	0	2	2
	6.96	3.88%	9,270	186,103	0.00%	225	190	414	225	75	300	0	114	114
Public Lighting - Tariff G					#DIV/0!									
G(I)	1.24	0.69%	425	13,029	0.01%	0	35	35	0	25	25	0	9	9
Housing Colonies - Tariff H					#DIV/0!							0		0
H(1)	0.08	0.05%	19	2,334	0.00%	0	2	2	0	2	2	0	1	1
AJK Bulk Supply					#DIV/0!									0
	15.78	8.79%	14,384	106,027	0.02%	0	416	416	0	308	308	0	108	108
Total	179.48	100.00%	858,816	1,684,827	0.01%	2,980	4,421	7,401	2,978	2,429	5,407	2	1,992	1,994

Sukkur Electric Power Company Ltd.

FORM - 28 (b)

SUKKUR ELECTRIC POWR COMPANY LTD.

Proposed & Subsidy

FY 2021-22 (3rd Qtr)

Jan-Mar

Description	3rd Qtr	Sales Mix	No. of Consumers	Sanctioned Load	Load Factor	Revenue as per new proposed Tariff			Revenue as per GOP Notified Tariff			Subsidy		
						Fixed Charge	Variable Charge	Total	Fixed Charge	Variable Charge	Total	Fixed Charge	Variable Charge	Total
	(MkWh)	(%age)		(kW)	(%age)	(Rs/kW/M)		(Rs/kWh)	(Rs/kW/M)		(Rs/kWh)	(Rs/kW/M)		(Rs/kWh)
Residential														
Residential - A1														
Upto - 50	7.07	1.42%	68,102	106,027	0.01%	286	28	315	286	28	314	0	0	0
1-100 GoP Tariff	107.31	21.47%	325,639	104,391	0.12%	564	2,166	2,730	564	831	1,394	0	1,335	1,335
101 - 200 GoP Tariff	75.43	15.09%	119,536	176,040	0.05%	0	1,790	1,790	0	759	759	0	1,031	1,031
201 - 300 GoP Tariff	59.18	11.84%	76,084	98,176	0.07%	0	1,590	1,590	0	719	719	0	871	871
301 - 700 GoP Tariff	33.75	6.75%	75,586	146,375	0.03%	0	970	970	0	660	660	0	310	310
Above -700 GoP	5.12	1.02%	26,480	46,955	0.01%	0	161	161	0	116	116	0	45	45
A-1B(03) T Peak	0.32	0.06%	-	26,754	0.00%	0	10	10	0	7	7	0	3	3
A-1B(03) T Off- Peak	1.70	0.34%	2,856	-	#DIV/0!	0	42	42	0	28	28	0	14	14
E-1(55) Temp.	0.00	0.00%	2	9	0.01%	0	0	0	0	0	0	0	0	0
Sub-Total	289.89	58.00%	694,285	704,726	0.05%	850	6,758	7,608	850	3,147	3,997	0	3,610	3,610
For Peak Load Requirement Upto 20 KW					#DIV/0!									
Commercial - A2A (04)	12.10	2.42%	120,691	132,383	0.01%	834	381	1,215	834	241	1,075	0	139	139
A-2B(05)	2.27	0.45%	770	245	1.06%	4	66	70	4	49	53	0	17	17
A-2C (06) T Peak	3.81	0.76%	-	9,230	0.05%	133	120	252	133	90	223	0	30	30
A-2C (06) T Off -Peak	18.50	3.70%	4,450	66,003	0.03%	950	451	1,402	950	325	1,276	0	126	126
E-1ii(56) TEMP.	-	0.00%	-	-	#DIV/0!	0	0	0	0	0	0	0	0	0
Sub-Total	36.68	7.34%	125,911	207,862	0.02%	2,771	7,817	10,588	2,771	3,881	6,652	0	3,936	3,936
Industrial					#DIV/0!									
Industrial B-1 (07)	2.62	0.52%	4,654	66,294	0.00%	0	87	87	0	45	45	0	42	42
B-1 (08)	-	0.00%	55	-	#DIV/0!	0	0	0	0	0	0	0	0	0
B-1(09) PEAK	1.15	0.23%	-	46,136	0.00%	0	36	36	0	24	24	0	12	12
B-1(09) OFF-PEAK	11.48	2.30%	5,692	-	#DIV/0!	0	282	282	0	175	175	0	108	108
B-2A (10)	4.33	0.87%	805	72,555	0.01%	1,149	120	1,269	1,149	72	1,222	0	48	48
B-2B-(12) T Peak	5.89	1.18%	-	188,220	0.00%	2,981	185	3,166	2,981	122	3,103	0	63	63
B-2B-(12) T Off-Peak	40.30	8.06%	2,654	-	#DIV/0!	0	974	974	0	605	605	0	369	369
B-3 (14) T Peak	0.79	0.16%	-	3,018	0.03%	48	25	73	41	16	58	7	8	15
B-3 (14) T Off-Peak	4.27	0.85%	36	18,880	0.03%	285	93	378	285	64	349	0	29	29
B-4 (17) - Peak	0.47	0.09%	-	11,944	0.00%	181	14	195	181	10	190	0	5	5
B-4 (17) - Off Peak	3.05	0.61%	3	-	#DIV/0!	0	73	73	0	45	45	0	28	28
E-2 (58) Temp	0.23	0.05%	18	-	#DIV/0!	0	7	7	0	4	4	0	2	2
Sub-Total	74.57	14.92%	13,917	407,048	0.02%	4,645	1,896	6,540	4,638	1,183	5,821	7	713	719
Single Point Supply for Further Distribution					#DIV/0!									
C-1A (19)	0.71	0.14%	186	2,771	0.03%	0	25	25	0	15	15	0	10	10
C-1B (25)	5.80	1.16%	175	18,303	0.04%	290	182	472	290	117	407	0	66	66
C-1C(26)T Peak	1.06	0.21%	20	11,620	0.01%	184	33	217	184	25	209	0	8	8
C-1C(26)T Off Peak	6.49	1.30%	155	-	#DIV/0!	0	158	158	0	110	110	0	48	48
C-2A (28)	2.32	0.46%	16	-	#DIV/0!	0	65	65	0	46	46	0	19	19
C-2B (29)T Peak	2.50	0.50%	40	7,424	0.04%	112	78	191	112	59	171	0	19	19
C-2B(29)T Off-Peak	12.79	2.56%	13	17,579	0.08%	266	309	575	266	214	480	0	95	95
Sub-Total	31.68	6.34%	605	57,698	0.06%	852	852	1,704	852	586	1,438	0	266	266
Agriculture Tubewell - Tariff D					#DIV/0!									
Agriculture D-1A (41,42,43,44,46)	1.44	0.29%	2,127	92,555	0.00%	0	48	48	0	25	25	0	23	23
D2 (NOR)	2.95	0.59%	2,877	25,140	0.01%	181	92	273	181	61	242	0	32	32
D-2 (SUB)	-	0.00%		-	#DIV/0!	0	0	0	0	0	0	0	0	0
D-1B(T) Peak	5.27	1.06%		61,886	0.01%	446	127	573	446	70	516	0	57	57
D-1B(T) Off-Peak	8.78	1.76%	38	-	#DIV/0!	0	235	235	0	47	47	0	188	188
D-1B(T) Peak (NOR)	-	0.00%	-	-	#DIV/0!	0	0	0	0	0	0	0	0	0
D-1B(T) Peak (SUB)	0.56	0.11%	524	6,522	0.01%	47	18	65	47	4	51	0	14	14
D-1B(T) Peak (SUB)	-	0.00%	-	-	#DIV/0!	0	0	0	0	0	0	0	0	0
D-1B(T) Off-Peak	0.39	0.08%	3,704	-	#DIV/0!	0	8	8	0	3	3	0	6	6
	19.39	3.88%	9,270	186,103	0.01%	674	528	1,202	674	210	884	0	318	318
Public Lighting - Tariff G					#DIV/0!									
G(T)	3.44	0.69%	425	13,029	0.03%	0	97	97	0	71	71	0	26	26
Housing Colonies - Tariff H					#DIV/0!							0		0
H(1)	0.23	0.05%	19	2,334	0.01%	0	6	6	0	5	5	0	2	2
AJK Bulk Supply					#DIV/0!									0
	43.94	8.79%	14,384	106,027	0.05%	0	1,157	1,157	0	857	857	0	300	300
Total	499.82	100.00%	858,816	1,684,827	0.03%	9,791	19,110	28,902	9,785	9,940	19,725	7	9,171	9,177

Sukkur Electric Power Company Ltd.

FORM - 28 (b)

SUKKUR ELECTRIC POWR COMPANY LTD.

Proposed & Subsidy

Apr

FY 2021-22

Description	Unit Sale FY 2021-22	Sales Mix	No. of Consumers	Sanctioned Load	Load Factor	Revenue as per new proposed Tariff			Revenue as per GOP Notified Tariff			Subsidy		
						Fixed Charge	Variable Charge	Total	Fixed Charge	Variable Charge	Total	Fixed Charge	Variable Charge	Total
	(MkWh)	(%age)		(kW)	(%age)	(Rs/kW/M)		(Rs/kWh)	(Rs/kW/M)		(Rs/kWh)	(Rs/kW/M)		(Rs/kWh)
Residential														
Residential - A1														
Upto - 50	3.83	1.42%	68,102	108,027	0.00%	95	15	111	95	15	111	0	0	0
1-100 GoP Tariff	58.12	21.47%	325,639	104,391	0.06%	188	1,173	1,361	188	450	638	0	723	723
101 - 200 GoP Tariff	40.85	15.09%	119,536	176,040	0.03%	0	969	969	0	411	411	0	558	558
201 - 300 GoP Tariff	32.06	11.84%	76,084	98,176	0.04%	0	861	861	0	389	389	0	472	472
301 - 700 GoP Tariff	18.28	6.75%	75,586	146,375	0.01%	0	525	525	0	357	357	0	168	168
Above -700 GoP	2.77	1.02%	26,480	46,955	0.01%	0	87	87	0	63	63	0	25	25
A-1B(03) T Peak	0.18	0.06%	-	26,754	0.00%	0	6	6	0	4	4	0	2	2
A-1B(03) T Off- Peak	0.92	0.34%	2,856	-	#DIV/0!	0	23	23	0	15	15	0	8	8
E-11(55) Temp.	0.00	0.00%	2	9	0.01%	0	0	0	0	0	0	0	0	0
Sub-Total	**157.01**	**58.00%**	**694,285**	**704,726**	**0.03%**	**283**	**3,660**	**3,943**	**283**	**1,705**	**1,988**	**0**	**1,955**	**1,955**
For Peak Load Requirement Upto 20 KW					#DIV/0!									
Commercial - A2A (04)	6.55	2.42%	120,691	132,383	0.01%	278	206	484	278	131	409	0	75	75
A-2B(05)	1.23	0.45%	770	245	0.57%	1	36	37	1	27	28	0	9	9
A-2C (06) T Peak	2.06	0.76%	-	9,230	0.03%	44	65	109	44	49	93	0	16	16
A-2C (06) T Off -Peak	10.02	3.70%	4,450	66,003	0.02%	317	244	561	317	176	493	0	68	68
E-1ii(56) TEMP.	-	0.00%	-	-	#DIV/0!	0	0	0	0	0	0	0	0	0
Sub-Total	**19.87**	**7.34%**	**125,911**	**207,862**	**0.01%**	**640**	**551**	**1,191**	**640**	**382**	**1,022**	**0**	**169**	**169**
Industrial					#DIV/0!									
Industrial B-1 (07)	1.42	0.52%	4,654	66,294	0.00%	0	47	47	0	24	24	0	23	23
B-1 (08)	-	0.00%	55	-	#DIV/0!	0	0	0	0	0	0	0	0	0
B-1(09) PEAK	0.62	0.23%	-	46,136	0.00%	0	20	20	0	13	13	0	7	7
B-1(09) OFF-PEAK	6.22	2.30%	5,692	-	#DIV/0!	0	153	153	0	95	95	0	58	58
B-2A (10)	2.35	0.87%	805	72,555	0.00%	383	65	448	383	39	422	0	26	26
B-2B-(12) T Peak	3.19	1.18%	-	188,220	0.00%	994	100	1,094	994	66	1,060	0	34	34
B-2B-(12) T Off-Peak	21.83	8.06%	2,654	-	#DIV/0!	0	528	528	0	328	328	0	200	200
B-3 (14) T Peak	0.43	0.16%	-	3,018	0.02%	16	13	29	14	9	23	2	5	7
B-3 (14) T Off-Peak	2.31	0.85%	36	18,880	0.01%	95	50	145	95	35	130	0	16	16
B-4 (17) - Peak	0.25	0.09%	-	11,944	0.00%	60	8	68	60	5	65	0	3	3
B-4 (17) - Off Peak	1.65	0.61%	3	-	#DIV/0!	0	39	39	0	24	24	0	15	15
E-2 (58) Temp	0.13	0.05%	18	-	#DIV/0!	0	4	4	0	2	2	0	1	1
Sub-Total	**40.39**	**14.92%**	**13,917**	**407,048**	**0.01%**	**1,548**	**1,027**	**2,575**	**1,546**	**641**	**2,187**	**2**	**386**	**388**
Single Point Supply for Further Distribution					#DIV/0!									
C-1A (19)	0.39	0.14%	186	2,771	0.02%	0	13	13	0	8	8	0	5	5
C-1B (25)	3.14	1.16%	175	18,303	0.02%	97	99	195	97	63	160	0	36	36
C-1C(26)T Peak	0.58	0.21%	20	11,620	0.01%	61	18	79	61	14	75	0	4	4
C-1C(26)T Off Peak	3.52	1.30%	155	-	#DIV/0!	0	86	86	0	60	60	0	26	26
C-2A (28)	1.26	0.46%	16	-	#DIV/0!	0	35	35	0	25	25	0	10	10
C-2B (29)T Peak	1.35	0.50%	40	7,424	0.02%	37	42	80	37	32	69	0	11	11
C-2B(29)T Off-Peak	6.93	2.56%	13	17,579	0.04%	89	167	256	89	116	205	0	51	51
Sub-Total	**17.16**	**6.34%**	**605**	**57,698**	**0.03%**	**284**	**461**	**745**	**284**	**317**	**601**	**0**	**144**	**144**
Agriculture Tubewell - Tariff D					#DIV/0!									
Agriculture D-1A (41,42,43,44,46)	0.78	0.29%	2,127	92,555	0.00%	0	26	26	0	14	14	0	12	12
D2 (NOR)	1.60	0.59%	2,877	25,140	0.01%	60	50	110	60	33	93	0	17	17
D-2 (SUB)	-	0.00%		-	#DIV/0!	0	0	0	0	0	0	0	0	0
D-1B(T) Peak	2.86	1.06%		61,386	0.01%	149	69	217	149	38	187	0	31	31
D-1B(T) Off-Peak	4.75	1.76%	38	-	#DIV/0!	0	127	127	0	25	25	0	102	102
D-1B(T) Peak (NOR)	-	0.00%	-	-	#DIV/0!	0	0	0	0	0	0	0	0	0
D-1B(T) Peak (SUB)	0.30	0.11%	524	6,522	0.01%	16	10	25	16	2	18	0	7	7
D-1B(T) Peak (SUB)	-	0.00%	-	-	#DIV/0!	0	0	0	0	0	0	0	0	0
D-1B(T) Off-Peak	0.21	0.08%	3,704	-	#DIV/0!	0	5	5	0	2	2	0	3	3
	10.50	**3.88%**	**9,270**	**186,103**	**0.01%**	**225**	**286**	**511**	**225**	**114**	**338**	**0**	**172**	**172**
Public Lighting - Tariff G					#DIV/0!									
G(I)	1.86	0.69%	425	13,029	0.02%	0	52	52	0	38	38	0	14	14
Housing Colonies - Tariff H					#DIV/0!							0		0
H(1)	0.12	0.05%	19	2,334	0.01%	0	3	3	0	3	3	0	1	1
AJK Bulk Supply					#DIV/0!									0
	23.80	8.79%	14,384	106,027	0.03%	0	627	627	0	464	464	0	163	163
Total	**270.72**	**100.00%**	**858,816**	**1,684,827**	**0.02%**	**2,980**	**6,668**	**9,648**	**2,978**	**3,664**	**6,642**	**2**	**3,004**	**3,006**

Sukkur Electric Power Company Ltd.

FORM - 28 (b)

SUKKUR ELECTRIC POWR COMPANY LTD.

Proposed & Subsidy

FY 2021-22

May

Description	Unit Sale FY 2021-22	Sales Mix	No. of Consumers	Sanctioned Load	Load Factor	Revenue as per new proposed Tariff			Revenue as per GOP Notified Tariff			Subsidy		
						Fixed Charge	Variable Charge	Total	Fixed Charge	Variable Charge	Total	Fixed Charge	Variable Charge	Total
	(MkWh)	(%age)		(kW)	(%age)	(Rs/kW/M)		(Rs/kWh)	(Rs/kW/M)		(Rs/kWh)	(Rs/kW/M)		(Rs/kWh)
Residential														
Residential - A1														
Upto - 50	5.00	1.42%	68,102	106,027	0.01%	95	20	115	95	20	115	0	0	0
1-100 GoP Tariff	75.82	21.47%	325,639	104,391	0.08%	188	1,530	1,718	188	587	775	0	944	944
101 - 200 GoP Tariff	53.29	15.09%	119,536	176,040	0.03%	0	1,264	1,264	0	536	536	0	728	728
201 - 300 GoP Tariff	41.82	11.84%	76,084	98,176	0.05%	0	1,123	1,123	0	508	508	0	615	615
301 - 700 GoP Tariff	23.84	6.75%	75,586	146,375	0.02%	0	685	685	0	466	466	0	219	219
Above -700 GoP	3.62	1.02%	26,480	46,955	0.01%	0	114	114	0	82	82	0	32	32
A-1B(03) T Peak	0.23	0.06%	-	26,754	0.00%	0	7	7	0	5	5	0	2	2
A-1B(03) T Off- Peak	1.20	0.34%	2,856	-	#DIV/0!	0	30	30	0	20	20	0	10	10
E-11(55) Temp.	0.00	0.00%	2	9	0.01%	0	0	0	0	0	0	0	0	0
Sub-Total	**204.82**	**58.00%**	**694,285**	**704,726**	**0.03%**	**283**	**4,774**	**5,058**	**283**	**2,224**	**2,507**	**0**	**2,551**	**2,551**
For Peak Load Requirement Upto 20 KW					#DIV/0!									
Commercial - A2A (04)	8.55	2.42%	120,691	132,383	0.01%	278	269	547	278	171	449	0	98	98
A-2B(05)	1.60	0.45%	770	245	0.75%	1	46	48	1	35	36	0	12	12
A-2C (06) T Peak	2.89	0.76%	-	9,230	0.03%	44	84	129	44	63	108	0	21	21
A-2C (06) T Off -Peak	13.07	3.70%	4,450	66,003	0.02%	317	319	636	317	230	547	0	89	89
E-1ii(56) TEMP.	-	0.00%	-	-	#DIV/0!	0	0	0	0	0	0	0	0	0
Sub-Total	**25.91**	**7.34%**	**125,911**	**207,862**	**0.01%**	**640**	**719**	**1,359**	**640**	**498**	**1,139**	**0**	**220**	**220**
Industrial					#DIV/0!									
Industrial B-1 (07)	1.85	0.52%	4,654	66,294	0.00%	0	61	61	0	32	32	0	29	29
B-1 (08)	-	0.00%	55	-	#DIV/0!	0	0	0	0	0	0	0	0	0
B-1(09) PEAK	0.81	0.23%	-	46,136	0.00%	0	26	26	0	17	17	0	9	9
B-1(09) OFF-PEAK	8.11	2.30%	5,692	-	#DIV/0!	0	200	200	0	124	124	0	76	76
B-2A (10)	3.06	0.87%	805	72,555	0.00%	383	85	468	383	51	434	0	34	34
B-2B-(12) T Peak	4.16	1.18%	-	188,220	0.00%	994	130	1,124	994	86	1,080	0	44	44
B-2B-(12) T Off-Peak	28.47	8.06%	2,554	-	#DIV/0!	0	688	688	0	428	428	0	260	260
B-3 (14) T Peak	0.56	0.16%	-	3,018	0.02%	16	18	33	14	12	25	2	6	8
B-3 (14) T Off-Peak	3.02	0.85%	36	18,880	0.02%	95	66	161	95	45	140	0	20	20
B-4 (17) - Peak	0.33	0.09%	-	11,944	0.00%	60	10	70	60	7	67	0	3	3
B-4 (17) - Off Peak	2.15	0.61%	3	-	#DIV/0!	0	52	52	0	32	32	0	20	20
E-2 (58) Temp	0.17	0.05%	18	-	#DIV/0!	0	5	5	0	3	3	0	2	2
Sub-Total	**52.69**	**14.92%**	**13,917**	**407,048**	**0.01%**	**1,548**	**1,339**	**2,888**	**1,546**	**836**	**2,382**	**2**	**504**	**506**
Single Point Supply for Further Distribution					#DIV/0!									
C-1A (19)	0.50	0.14%	186	2,771	0.02%	0	17	17	0	10	10	0	7	7
C-1B (25)	4.10	1.16%	175	18,303	0.03%	97	129	226	97	82	179	0	46	46
C-1C(26)T Peak	0.75	0.21%	20	11,620	0.01%	61	24	85	61	18	79	0	6	6
C-1C(26)T Off Peak	4.59	1.30%	155	-	#DIV/0!	0	112	112	0	78	78	0	34	34
C-2A (28)	1.64	0.46%	16	-	#DIV/0!	0	46	46	0	33	33	0	13	13
C-2B (29)T Peak	1.76	0.50%	40	7,424	0.03%	37	55	93	37	42	79	0	14	14
C-2B(29)T Off-Peak	9.04	2.56%	13	17,579	0.06%	89	218	307	89	151	240	0	67	67
Sub-Total	**22.38**	**6.34%**	**605**	**57,698**	**0.04%**	**284**	**602**	**886**	**284**	**414**	**698**	**0**	**188**	**188**
Agriculture Tubewell - Tariff D					#DIV/0!									
Agriculture D-1A (41,42,43,44,46)	1.01	0.29%	2,127	92,555	0.00%	0	34	34	0	18	18	0	16	16
D2 (NOR)	2.08	0.59%	2,877	25,140	0.01%	60	65	126	60	43	103	0	23	23
D-2 (SUB)	-	0.00%		-	#DIV/0!	0	0	0	0	0	0	0	0	0
D-1B(T) Peak	3.73	1.06%		61,888	0.01%	149	90	238	149	50	198	0	40	40
D-1B(T) Off-Peak	6.20	1.76%	38	-	#DIV/0!	0	166	166	0	33	33	0	133	133
D-1B(T) Peak (NOR)	-	0.00%	-	-	#DIV/0!	0	0	0	0	0	0	0	0	0
D-1B(T) Peak (SUB)	0.40	0.11%	524	6,522	0.01%	16	12	28	16	3	19	0	10	10
D-1B(T) Peak (SUB)	-	0.00%	-	-	#DIV/0!	0	0	0	0	0	0	0	0	0
D-1B(T) Off-Peak	0.27	0.08%	3,704	-	#DIV/0!	0	6	6	0	2	2	0	4	4
	13.70	3.88%	9,270	186,103	0.01%	225	373	598	225	148	373	0	225	225
Public Lighting - Tariff G					#DIV/0!									
G(I)	2.43	0.69%	425	13,029	0.02%	0	68	68	0	50	50	0	18	18
Housing Colonies - Tariff H					#DIV/0!							0		0
H(1)	0.16	0.05%	19	2,334	0.01%	0	5	5	0	3	3	0	1	1
AJK Bulk Supply					#DIV/0!									0
	31.05	8.79%	14,384	106,027	0.03%	0	818	818	0	606	606	0	212	212
Total	353.14	100.00%	858,816	1,684,827	0.02%	2,980	8,698	11,679	2,978	4,779	7,758	2	3,919	3,921

Sukkur Electric Power Company Ltd.

FORM - 28 (b)

SUKKUR ELECTRIC POWR COMPANY LTD.

Proposed & Subsidy

FY 2021-22

Jun

Description	Unit Sale FY 2021-22	Sales Mix FY	No. of Consumers	Sanctioned Load	Load Factor	Revenue as per new proposed Tariff			Revenue as per GOP Notified Tariff			Subsidy		
						Fixed Charge	Variable Charge	Total	Fixed Charge	Variable Charge	Total	Fixed Charge	Variable Charge	Total
	(MkWh)	(%age)		(kW)	(%age)	(Rs/kW/M)		(Rs/kWh)	(Rs/kW/M)		(Rs/kWh)	(Rs/kW/M)		(Rs/kWh)
Residential														
Residential - A1														
Upto - 50	4.42	1.42%	68,102	106,027	0.00%	95	18	113	95	17	113	0	0	0
1-100 GoP Tariff	67.08	21.47%	325,639	104,391	0.07%	188	1,354	1,542	188	519	707	0	835	835
101 - 200 GoP Tariff	47.15	15.09%	119,536	176,040	0.03%	0	1,119	1,119	0	474	474	0	644	644
201 - 300 GoP Tariff	37.00	11.84%	76,084	98,175	0.04%	0	994	994	0	450	450	0	544	544
301 - 700 GoP Tariff	21.10	6.75%	33,586	146,375	0.02%	0	606	606	0	412	412	0	194	194
Above -700 GoP	3.20	1.02%	26,480	46,955	0.01%	0	101	101	0	72	72	0	28	28
A-1B(03) T Peak	0.20	0.06%	-	26,754	0.00%	0	6	6	0	5	5	0	2	2
A-1B(03) T Off- Peak	1.06	0.34%	2,856	-	#DIV/0!	0	26	26	0	17	17	0	9	9
E-11(55) Temp.	0.00	0.00%	2	9	0.01%	0	0	0	0	0	0	0	0	0
Sub-Total	181.21	58.00%	694,285	704,726	0.03%	283	4,224	4,508	283	1,967	2,251	0	2,257	2,257
For Peak Load Requirement Upto 20 KW					#DIV/0!									
Commercial - A2A (04)	7.56	2.42%	120,691	132,383	0.01%	278	238	516	278	151	429	0	87	87
A-2B(05)	1.42	0.45%	770	245	0.66%	1	41	42	1	31	32	0	10	10
A-2C (06) T Peak	2.38	0.76%	-	9,230	0.03%	44	75	119	44	56	100	0	19	19
A-2C (06) T Off -Peak	11.56	3.70%	4,450	66,003	0.02%	317	282	599	317	203	520	0	79	79
E-1ii(56) TEMP.	-	0.00%	-	-	#DIV/0!	0	0	0	0	0	0	0	0	0
Sub-Total	22.93	7.34%	125,911	207,862	0.01%	640	636	1,276	640	441	1,081	0	195	195
Industrial					#DIV/0!									
Industrial B-1 (07)	1.64	0.52%	4,654	66,294	0.00%	0	54	54	0	28	28	0	26	26
B-1 (08)	-	0.00%	55	-	#DIV/0!	0	0	0	0	0	0	0	0	0
B-1(09) PEAK	0.72	0.23%	-	46,136	0.00%	0	23	23	0	15	15	0	8	8
B-1(09) OFF-PEAK	7.18	2.30%	5,692	-	#DIV/0!	0	177	177	0	109	109	0	67	67
B-2A (10)	2.71	0.87%	805	72,555	0.00%	383	75	458	383	45	428	0	30	30
B-2B-(12) T Peak	3.68	1.18%	-	188,220	0.00%	994	115	1,109	994	76	1,070	0	39	39
B-2B-(12) T Off-Peak	25.19	8.06%	2,654	-	#DIV/0!	0	609	609	0	378	378	0	230	230
B-3 (14) T Peak	0.50	0.16%	-	3,018	0.02%	16	16	31	14	10	24	2	5	7
B-3 (14) T Off-Peak	2.67	0.85%	36	18,880	0.02%	95	58	153	95	40	135	0	18	18
B-4 (17) - Peak	0.29	0.09%	-	11,944	0.00%	60	9	69	60	6	66	0	3	3
B-4 (17) - Off Peak	1.90	0.61%	3	-	#DIV/0!	0	46	46	0	28	28	0	17	17
E-2 (58) Temp	0.15	0.05%	18	-	#DIV/0!	0	4	4	0	3	3	0	1	1
Sub-Total	46.62	14.92%	13,917	407,048	0.01%	1,548	1,185	2,733	1,546	739	2,285	2	446	448
Single Point Supply for Further Distribution					#DIV/0!									
C-1A (19)	0.44	0.14%	186	2,771	0.02%	0	15	15	0	9	9	0	6	6
C-1B (25)	3.62	1.16%	175	18,303	0.02%	97	114	211	97	73	170	0	41	41
C-1C(26)T Peak	0.66	0.21%	20	11,620	0.01%	61	21	82	61	16	77	0	5	5
C-1C(26)T Off Peak	4.06	1.30%	155	-	#DIV/0!	0	99	99	0	69	69	0	30	30
C-2A (28)	1.45	0.46%	16	-	#DIV/0!	0	41	41	0	29	29	0	12	12
C-2B (29)T Peak	1.56	0.50%	40	7,424	0.02%	37	49	86	37	37	74	0	12	12
C-2B(29)T Off-Peak	8.00	2.56%	13	17,579	0.05%	89	193	282	89	134	223	0	59	59
Sub-Total	19.80	6.34%	605	57,698	0.04%	284	532	816	284	366	650	0	166	166
Agriculture Tubewell - Tariff D					#DIV/0!									
Agriculture D-1A (41,42,43,44,46)	0.90	0.29%	2,127	92,555	0.00%	0	30	30	0	16	16	0	14	14
D2 (NOR)	1.84	0.59%	2,877	25,140	0.01%	60	58	118	60	38	98	0	20	20
D-2 (SUB)	-	0.00%		-	#DIV/0!	0	0	0	0	0	0	0	0	0
D-1B(T) Peak	3.30	1.06%		61,886	0.01%	149	79	228	149	44	192	0	36	36
D-1B(T) Off-Peak	5.49	1.76%	38	-	#DIV/0!	0	147	147	0	29	29	0	118	118
D-1B(T) Peak (NOR)	-	0.00%	-	-	#DIV/0!	0	0	0	0	0	0	0	0	0
D-1B(T) Peak (SUB)	0.35	0.11%	524	6,522	0.01%	16	11	27	16	3	18	0	8	8
D-1B(T) Peak (SUB)	-	0.00%	-	-	#DIV/0!	0	0	0	0	0	0	0	0	0
D-1B(T) Off-Peak	0.24	0.08%	3,704	-	#DIV/0!	0	5	5	0	2	2	0	3	3
	12.12	3.88%	9,270	186,103	0.01%	225	330	555	225	131	356	0	199	199
Public Lighting - Tariff G					#DIV/0!									
G(I)	2.15	0.69%	425	13,029	0.02%	0	60	60	0	44	44	0	16	16
Housing Colonies - Tariff H					#DIV/0!							0		0
H(1)	0.14	0.05%	19	2,334	0.01%	0	4	4	0	3	3	0	1	1
AJK Bulk Supply					#DIV/0!									0
	27.47	8.79%	14,384	106,027	0.03%	0	724	724	0	536	536	0	188	188
Total	312.45	100.00%	858,816	1,684,827	0.02%	2,980	7,696	10,675	2,978	4,229	7,207	2	3,467	3,469

Sukkur Electric Power Company Ltd.

FORM - 28 (b)

SUKKUR ELECTRIC POWR COMPANY LTD.

Proposed & Subsidy

FY 2021-22 (4th Qtr)

Apr-Jun

Description	4th Qtr	Sales Mix	No. of Consumers	Sanctioned Load	Load Factor	Revenue as per new proposed Tariff			Revenue as per GOP Notified Tariff			Subsidy		
						Fixed Charge	Variable Charge	Total	Fixed Charge	Variable Charge	Total	Fixed Charge	Variable Charge	Total
	(MkWh)	(%age)		(kW)	(%age)	(Rs/kW/M)		(Rs/kWh)	(Rs/kW/M)		(Rs/kWh)	(Rs/kW/M)		(Rs/kWh)
Residential														
Residential - A1														
Upto - 50	13.25	1.42%	68,102	106,027	0.01%	286	53	339	286	52	339	0	1	1
1-100 GoP Tariff	201.02	21.47%	325,639	104,391	0.22%	564	4,058	4,621	564	1,556	2,120	0	2,502	2,502
101 - 200 GoP Tariff	141.30	15.09%	119,536	176,040	0.09%	0	3,352	3,352	0	1,421	1,421	0	1,931	1,931
201 - 300 GoP Tariff	110.87	11.84%	76,084	98,176	0.13%	0	2,979	2,979	0	1,347	1,347	0	1,632	1,632
301 - 700 GoP Tariff	63.22	6.75%	75,586	143,375	0.05%	0	1,817	1,817	0	1,236	1,236	0	581	581
Above -700 GoP	9.59	1.02%	26,480	46,955	0.02%	0	302	302	0	217	217	0	85	85
A-1B(03) T Peak	0.61	0.06%	-	26,754	0.00%	0	19	19	0	14	14	0	5	5
A-1B(03) T Off- Peak	3.19	0.34%	2,856	-	#DIV/0!	0	78	78	0	52	52	0	26	26
E-11(55) Temp.	0.00	0.00%	2	9	0.03%	0	0	0	0	0	0	0	0	0
Sub-Total	543.04	58.00%	694,285	704,726	0.09%	850	12,659	13,509	850	5,896	6,746	0	6,763	6,763
For Peak Load Requirement Upto 20 KW					#DIV/0!									
Commercial - A2A (04)	22.66	2.42%	120,891	132,383	0.02%	834	713	1,547	834	452	1,286	0	261	261
A-2B(05)	4.25	0.45%	770	245	1.98%	4	123	127	4	92	96	0	31	31
A-2C (06) T Peak	7.14	0.76%	-	9,230	0.09%	133	224	357	133	168	301	0	56	56
A-2C (06) T Off -Peak	34.65	3.70%	4,450	66,003	0.06%	950	846	1,796	950	609	1,560	0	236	236
E-1ii(56) TEMP.	-	0.00%	-	-	#DIV/0!	0	0	0	0	0	0	0	0	0
Sub-Total	68.71	7.34%	125,911	207,862	0.04%	2,771	14,643	17,414	2,771	7,269	10,040	0	7,374	7,374
Industrial					#DIV/0!									
Industrial B-1 (07)	4.90	0.52%	4,654	66,294	0.01%	0	163	163	0	84	84	0	78	78
B-1 (08)	-	0.00%	55	-	#DIV/0!	0	0	0	0	0	0	0	0	0
B-1(09) PEAK	2.15	0.23%	-	46,136	0.01%	0	68	68	0	45	45	0	23	23
B-1(09) OFF-PEAK	21.50	2.30%	5,692	-	#DIV/0!	0	529	529	0	327	327	0	201	201
B-2A (10)	8.11	0.87%	805	72,555	0.01%	1,149	225	1,374	1,149	136	1,285	0	89	89
B-2B-(12) T Peak	11.03	1.18%	-	188,220	0.01%	2,981	346	3,327	2,981	229	3,210	0	117	117
B-2B-(12) T Off-Peak	75.50	8.06%	2,654	-	#DIV/0!	0	1,825	1,825	0	1,134	1,134	0	691	691
B-3 (14) T Peak	1.48	0.16%	-	3,018	0.06%	48	47	94	41	31	72	7	16	22
B-3 (14) T Off-Peak	8.00	0.85%	38	18,880	0.05%	285	174	459	285	119	405	0	54	54
B-4 (17) - Peak	0.88	0.09%	-	11,944	0.01%	181	27	208	181	18	199	0	9	9
B-4 (17) - Off Peak	5.71	0.61%	3	-	#DIV/0!	0	137	137	0	85	85	0	52	52
E-2 (58) Temp	0.44	0.05%	18	-	#DIV/0!	0	13	13	0	8	8	0	4	4
Sub-Total	139.70	14.92%	13,917	407,048	0.04%	4,645	3,551	8,196	4,638	2,216	6,854	7	1,335	1,342
Single Point Supply for Further Distribution					#DIV/0!									
C-1A (19)	1.33	0.14%	186	2,771	0.05%	0	46	46	0	27	27	0	19	19
C-1B (25)	10.86	1.16%	175	18,303	0.07%	290	342	632	290	219	509	0	123	123
C-1C(26)T Peak	1.99	0.21%	20	11,620	0.02%	184	62	247	184	47	231	0	16	16
C-1C(26)T Off Peak	12.16	1.30%	155	-	#DIV/0!	0	297	297	0	206	206	0	91	91
C-2A (28)	4.35	0.46%	16	-	#DIV/0!	0	122	122	0	87	87	0	35	35
C-2B (29)T Peak	4.68	0.50%	40	7,424	0.07%	112	147	259	112	110	222	0	37	37
C-2B(29)T Off-Peak	23.96	2.56%	13	17,579	0.16%	266	579	845	266	401	667	0	178	178
Sub-Total	59.34	6.34%	605	57,698	0.12%	852	1,595	2,447	852	1,098	1,950	0	498	498
Agriculture Tubewell - Tariff D					#DIV/0!									
Agriculture D-1A (41,42,43,44,46)	2.69	0.29%	2,127	92,555	0.00%	0	90	90	0	47	47	0	42	42
D2 (NOR)	5.52	0.59%	2,877	25,140	0.03%	181	173	354	181	114	295	0	60	60
D-2 (SUB)	-	0.00%		-	#DIV/0!	0	0	0	0	0	0	0	0	0
D-1B(T) Peak	9.88	1.06%		61,886	0.02%	446	238	683	446	131	577	0	106	106
D-1B(T) Off-Peak	16.45	1.76%	38	-	#DIV/0!	0	440	440	0	88	88	0	352	352
D-1B(T) Peak (NOR)	-	0.00%	-	-	#DIV/0!	0	0	0	0	0	0	0	0	0
D-1B(T) Peak (SUB)	1.05	0.11%	524	6,522	0.02%	47	33	80	47	8	55	0	25	25
D-1B(T) Peak (SUB)	-	0.00%	-	-	#DIV/0!	0	0	0	0	0	0	0	0	0
D-1B(T) Off-Peak	0.73	0.08%	3,704	-	#DIV/0!	0	16	16	0	5	5	0	10	10
	36.32	3.88%	9,270	186,103	0.02%	674	990	1,663	674	393	1,067	0	596	596
Public Lighting - Tariff G					#DIV/0!									
G(1)	6.45	0.69%	425	13,029	0.06%	0	181	181	0	133	133	0	48	48
Housing Colonies - Tariff H					#DIV/0!								0	0
H(1)	0.43	0.05%	19	2,334	0.02%	0	12	12	0	9	9	0	3	3
AJK Bulk Supply					#DIV/0!									0
	82.32	8.79%	14,384	106,027	0.09%	0	2,168	2,168	0	1,606	1,606	0	562	562
Total	936.30	100.00%	858,816	1,684,827	0.06%	9,791	35,799	45,590	9,785	18,620	28,404	7	17,179	17,186

Sukkur Electric Power Company Ltd.

FORM - 28 (b)

SUKKUR ELECTRIC POWR COMPANY LTD.

Proposed & Subsidy

FY 2022-23

Jul

Description	Unit Sale FY 2022-23	Sales Mix	No. of Consumers	Sanctioned Load	Load Factor	Revenue as per new proposed Tariff			Revenue as per GOP Notified Tariff			Subsidy		
						Fixed Charge	Variable Charge	Total	Fixed Charge	Variable Charge	Total	Fixed Charge	Variable Charge	Total
	(MkWh)	(%age)		(kW)	(%age)	(Rs/kW/M)		(Rs/kWh)	(Rs/kW/M)		(Rs/kWh)	(Rs/kW/M)		(Rs/kWh)
Residential														
Residential - A1														
Upto - 50	4.09	1.42%	68,102	106,027	0.00%	95	16	112	95	16	112	0	0	0
1-100 GoP Tariff	62.01	21.47%	375,639	104,391	0.07%	188	1,383	1,571	188	480	668	0	903	903
101 - 200 GoP Tariff	43.59	15.09%	119,536	176,040	0.03%	0	1,142	1,142	0	439	439	0	704	704
201 - 300 GoP Tariff	34.20	11.84%	76,084	98,176	0.04%	0	1,015	1,015	0	416	416	0	600	600
301 - 700 GoP Tariff	19.50	6.75%	75,586	146,375	0.02%	0	619	619	0	381	381	0	238	238
Above -700 GoP	2.96	1.02%	26,480	46,955	0.01%	0	103	103	0	67	67	0	36	36
A-1B(03) T Peak	0.19	0.06%	-	26,754	0.00%	0	7	7	0	4	4	0	2	2
A-1B(03) T Off- Peak	0.98	0.34%	2,956	-	#DIV/0!	0	27	27	0	16	16	0	11	11
E-11(55) Temp.	0.00	0.00%	2	9	0.01%	0	0	0	0	0	0	0	0	0
Sub-Total	**167.52**	**58.00%**	**744,285**	**704,726**	**0.03%**	**283**	**4,312**	**4,596**	**283**	**1,819**	**2,102**	**0**	**2,494**	**2,494**
For Peak Load Requirement Upto 20 KW					#DIV/0!									
Commercial - A2A (04)	6.99	2.42%	120,691	132,383	0.01%	278	243	521	278	139	417	0	103	103
A-2B(05)	1.31	0.45%	770	245	0.61%	1	42	43	1	28	30	0	14	14
A-2C (06) T Peak	2.20	0.76%	-	9,230	0.03%	44	76	121	44	52	96	0	24	24
A-2C (06) T Off -Peak	10.69	3.70%	4,450	66,003	0.02%	317	288	605	317	188	505	0	100	100
E-1ii(56) TEMP.	-	0.00%	-	-	#DIV/0!	0	0	0	0	0	0	0	0	0
Sub-Total	**21.20**	**7.34%**	**125,911**	**207,862**	**0.01%**	**640**	**649**	**1,290**	**640**	**408**	**1,048**	**0**	**242**	**242**
Industrial					#DIV/0!									
Industrial B-1 (07)	1.51	0.52%	4,654	66,294	0.00%	0	55	55	0	26	26	0	29	29
B-1 (08)	-	0.00%	55	-	#DIV/0!	0	0	0	0	0	0	0	0	0
B-1(09) PEAK	0.66	0.23%	-	46,136	0.00%	0	23	23	0	14	14	0	9	9
B-1(09) OFF-PEAK	6.63	2.30%	5,692	-	#DIV/0!	0	180	180	0	101	101	0	79	79
B-2A (10)	2.50	0.87%	805	72,555	0.00%	383	77	460	383	42	425	0	35	35
B-2B-(12) T Peak	3.40	1.18%	-	188,220	0.00%	994	118	1,112	994	71	1,064	0	47	47
B-2B-(12) T Off-Peak	23.29	8.06%	2,654	-	#DIV/0!	0	622	622	0	350	350	0	272	272
B-3 (14) T Peak	0.46	0.16%	-	3,018	0.02%	16	16	32	14	9	23	2	6	9
B-3 (14) T Off-Peak	2.47	0.85%	36	18,880	0.01%	95	59	154	95	37	132	0	22	22
B-4 (17) - Peak	0.27	0.09%	-	11,944	0.00%	60	9	69	60	6	66	0	4	4
B-4 (17) - Off Peak	1.76	0.61%	3	-	#DIV/0!	0	47	47	0	26	26	0	20	20
E-2 (58) Temp	0.14	0.05%	18	-	#DIV/0!	0	4	4	0	2	2	0	2	2
Sub-Total	**43.10**	**14.92%**	**13,917**	**407,048**	**0.01%**	**1,548**	**1,210**	**2,758**	**1,546**	**684**	**2,230**	**2**	**527**	**529**
Single Point Supply for Further Distribution					#DIV/0!									
C-1A (19)	0.41	0.14%	186	2,771	0.02%	0	16	16	0	8	8	0	7	7
C-1B (25)	3.35	1.16%	175	18,303	0.02%	97	116	213	97	67	164	0	49	49
C-1C(26)T Peak	0.61	0.21%	20	11,620	0.01%	61	21	83	61	14	76	0	7	7
C-1C(26)T Off Peak	3.75	1.30%	155	-	#DIV/0!	0	101	101	0	64	64	0	38	38
C-2A (28)	1.34	0.46%	16	-	#DIV/0!	0	42	42	0	27	27	0	15	15
C-2B (29)T Peak	1.44	0.50%	40	7,424	0.02%	37	50	87	37	34	71	0	16	16
C-2B(29)T Off-Peak	7.39	2.56%	13	17,579	0.05%	89	197	286	89	124	212	0	74	74
Sub-Total	**18.31**	**6.34%**	**605**	**57,698**	**0.04%**	**284**	**544**	**828**	**284**	**339**	**623**	**0**	**205**	**205**
Agriculture Tubewell - Tariff D					#DIV/0!									
Agriculture D-1A (41,42,43,44,46)	0.83	0.29%	2,127	92,555	0.00%	0	31	31	0	15	15	0	16	16
D2 (NOR)	1.70	0.59%	2,877	25,140	0.01%	60	59	119	60	35	95	0	24	24
D-2 (SUB)	-	0.00%		-	#DIV/0!	0	0	0	0	0	0	0	0	0
D-1B(T) Peak	3.05	1.06%		61,886	0.01%	149	81	230	149	41	189	0	41	41
D-1B(T) Off-Peak	5.07	1.76%	38	-	#DIV/0!	0	150	150	0	27	27	0	123	123
D-1B(T) Peak (NOR)	-	0.00%	-	-	#DIV/0!	0	0	0	0	0	0	0	0	0
D-1B(T) Peak (SUB)	0.33	0.11%	524	6,522	0.01%	16	11	27	16	2	18	0	9	9
D-1B(T) Peak (SUB)	-	0.00%	-	-	#DIV/0!	0	0	0	0	0	0	0	0	0
D-1B(T) Off-Peak	0.22	0.08%	3,704	-	#DIV/0!	0	5	5	0	2	2	0	4	4
	11.20	**3.88%**	**9,270**	**186,103**	**0.01%**	**225**	**337**	**562**	**225**	**121**	**346**	**0**	**216**	**216**
Public Lighting - Tariff G					#DIV/0!									
G(I)	1.99	0.69%	425	13,029	0.02%	0	62	62	0	41	41	0	21	21
Housing Colonies - Tariff H					#DIV/0!							0		0
H(I)	0.13	0.05%	19	2,334	0.01%	0	4	4	0	3	3	0	1	1
AJK Bulk Supply					#DIV/0!									0
	25.39	8.79%	14,384	106,027	0.03%	0	739	739	0	495	495	0	244	244
Total	**288.84**	**100.00%**	**908,816**	**1,684,827**	**0.02%**	**2,980**	**7,858**	**10,838**	**2,978**	**3,909**	**6,887**	**2**	**3,948**	**3,951**

Sukkur Electric Power Company Ltd.

FORM - 28 (b)

SUKKUR ELECTRIC POWR COMPANY LTD.

Proposed & Subsidy

FY 2022-23

Aug

Description	Unit Sale FY 2022-23	Sales Mix	No. of Consumers	Sanctioned Load	Load Factor	Revenue as per new proposed Tariff			Revenue as per GOP Notified Tariff			Subsidy		
						Fixed Charge	Variable Charge	Total	Fixed Charge	Variable Charge	Total	Fixed Charge	Variable Charge	Total
	(MkWh)	(%age)		(kW)	(%age)	(Rs/kW/M)		(Rs/kWh)	(Rs/kW/M)		(Rs/kWh)	(Rs/kW/M)		(Rs/kWh)
Residential														
Residential - A1														
Upto - 50	4.62	1.42%	68,102	106,027	0.00%	95	18	114	95	18	114	0	0	0
1-100 GoP Tariff	70.02	21.47%	375,639	104,391	0.08%	188	1,561	1,749	188	542	730	0	1,019	1,019
101 - 200 GoP Tariff	49.22	15.09%	119,536	178,040	0.03%	0	1,290	1,290	0	495	495	0	795	795
201 - 300 GoP Tariff	38.62	11.84%	76,084	98,176	0.04%	0	1,146	1,146	0	469	469	0	677	677
301 - 700 GoP Tariff	22.02	6.75%	75,586	146,375	0.02%	0	699	699	0	430	430	0	269	269
Above -700 GoP	3.34	1.02%	26,480	46,955	0.01%	0	116	116	0	76	76	0	41	41
A-1B(03) T Peak	0.21	0.06%	-	26,754	0.00%	0	7	7	0	5	5	0	3	3
A-1B(03) T Off- Peak	1.11	0.34%	2,353	-	#DIV/0!	0	30	30	0	18	18	0	12	12
E-1(i)(55) Temp.	0.00	0.00%	2	9	0.01%	0	0	0	0	0	0	0	0	0
Sub-Total	189.16	58.00%	744,285	704,726	0.03%	283	4,869	5,153	283	2,054	2,337	0	2,816	2,816
For Peak Load Requirement Upto 20 KW					#DIV/0!									
Commercial - A2A (04)	7.89	2.42%	120,691	132,383	0.01%	278	274	552	278	157	436	0	117	117
A-2B(05)	1.48	0.45%	770	245	0.69%	1	47	49	1	32	33	0	15	15
A-2C (06) T Peak	2.49	0.76%	-	9,230	0.03%	44	86	130	44	59	103	0	28	28
A-2C (06) T Off -Peak	12.07	3.70%	4,450	66,003	0.02%	317	325	642	317	212	529	0	113	113
E-1(ii)(56) TEMP.	-	0.00%	-	-	#DIV/0!	0	0	0	0	0	0	0	0	0
Sub-Total	23.93	7.34%	125,911	207,862	0.01%	640	733	1,374	640	460	1,101	0	273	273
Industrial					#DIV/0!									
Industrial B-1 (07)	1.71	0.52%	4,654	66,294	0.00%	0	63	63	0	29	29	0	33	33
B-1 (08)	-	0.00%	55	-	#DIV/0!	0	0	0	0	0	0	0	0	0
B-1(09) PEAK	0.75	0.23%	-	46,136	0.00%	0	26	26	0	16	16	0	11	11
B-1(09) OFF-PEAK	7.49	2.30%	5,592	-	#DIV/0!	0	204	204	0	114	114	0	89	89
B-2A (10)	2.83	0.87%	805	72,555	0.00%	383	87	470	383	47	430	0	39	39
B-2B-(12) T Peak	3.84	1.18%	-	188,220	0.00%	994	133	1,127	994	80	1,073	0	53	53
B-2B-(12) T Off-Peak	26.30	8.06%	2,654	-	#DIV/0!	0	702	702	0	395	395	0	307	307
B-3 (14) T Peak	0.52	0.16%	-	3,018	0.02%	16	18	34	14	11	24	2	7	9
B-3 (14) T Off-Peak	2.79	0.85%	36	18,880	0.02%	95	67	162	95	42	137	0	25	25
B-4 (17) - Peak	0.31	0.09%	-	11,944	0.00%	60	10	71	60	6	67	0	4	4
B-4 (17) - Off Peak	1.99	0.61%	3	-	#DIV/0!	0	53	53	0	29	29	0	23	23
E-2 (58) Temp	0.15	0.05%	18	-	#DIV/0!	0	5	5	0	3	3	0	2	2
Sub-Total	48.66	14.92%	13,917	407,048	0.01%	1,548	1,367	2,915	1,546	772	2,318	2	595	597
Single Point Supply for Further Distribution					#DIV/0!									
C-1A (19)	0.46	0.14%	186	2,771	0.02%	0	18	18	0	10	10	0	8	8
C-1B (25)	3.78	1.16%	175	18,303	0.02%	97	132	228	97	76	173	0	55	55
C-1C(26)T Peak	0.69	0.21%	20	11,520	0.01%	61	24	85	61	16	78	0	8	8
C-1C(26)T Off Peak	4.24	1.30%	155	-	#DIV/0!	0	114	114	0	72	72	0	42	42
C-2A (28)	1.52	0.46%	16	-	#DIV/0!	0	47	47	0	30	30	0	17	17
C-2B (29)T Peak	1.63	0.50%	40	7,424	0.03%	37	56	94	37	38	76	0	18	18
C-2B(29)T Off-Peak	8.35	2.56%	13	17,579	0.05%	89	223	311	89	140	228	0	83	83
Sub-Total	20.67	6.34%	805	57,698	0.04%	284	614	898	284	382	666	0	232	232
Agriculture Tubewell - Tariff D					#DIV/0!									
Agriculture D-1A (41,42,43,44,46)	0.94	0.29%	2,127	92,555	0.00%	0	35	35	0	17	17	0	18	18
D2 (NOR)	1.92	0.59%	2,877	25,140	0.01%	60	67	127	60	40	100	0	27	27
D-2 (SUB)	-	0.00%		-	#DIV/0!	0	0	0	0	0	0	0	0	0
D-1B(T) Peak	3.44	1.06%		61,886	0.01%	149	92	240	149	46	194	0	46	46
D-1B(T) Off-Peak	5.73	1.76%	38	-	#DIV/0!	0	169	169	0	31	31	0	139	139
D-1B(T) Peak (NOR)	-	0.00%	-	-	#DIV/0!	0	0	0	0	0	0	0	0	0
D-1B(T) Peak (SUB)	0.37	0.11%	524	6,522	0.01%	16	13	28	16	3	18	0	10	10
D-1B(T) Peak (SUB)	-	0.00%	-	-	#DIV/0!	0	0	0	0	0	0	0	0	0
D-1B(T) Off-Peak	0.25	0.08%	3,704	-	#DIV/0!	0	6	6	0	2	2	0	4	4
	12.65	3.88%	9,270	186,103	0.01%	225	381	605	225	137	362	0	244	244
Public Lighting - Tariff G					#DIV/0!									
G(T)	2.25	0.69%	425	13,029	0.02%	0	70	70	0	46	46	0	23	23
Housing Colonies - Tariff H					#DIV/0!							0		0
H(1)	0.15	0.05%	19	2,334	0.01%	0	5	5	0	3	3	0	2	2
AJK Bulk Supply					#DIV/0!									0
	28.67	8.79%	14,384	106,027	0.03%	0	834	834	0	559	559	0	275	275
Total	326.14	100.00%	908,816	1,684,827	0.02%	2,980	8,872	11,853	2,978	4,414	7,392	2	4,458	4,461

Sukkur Electric Power Company Ltd.

FORM - 28 (b)

SUKKUR ELECTRIC POWR COMPANY LTD.

Proposed & Subsidy

Sep

FY 2022-23

Description	Unit Sale FY-2022-23	Sales Mix	No. of Consumers	Sanctioned Load	Load Factor	Revenue as per new proposed Tariff			Revenue as per GOP Notified Tariff			Subsidy		
						Fixed Charge	Variable Charge	Total	Fixed Charge	Variable Charge	Total	Fixed Charge	Variable Charge	Total
	(MkWh)	(%age)		(kW)	(%age)	(Rs/kW/M)		(Rs/kWh)	(Rs/kW/M)		(Rs/kWh)	(Rs/kW/M)		(Rs/kWh)
Residential														
Residential - A1														
Upto - 50	4.18	1.42%	68,102	106,027	0.00%	95	17	112	95	17	112	0	0	0
1-100 GoP Tariff	63.47	21.47%	375,639	104,391	0.07%	188	1,415	1,603	188	491	679	0	924	924
101 - 200 GoP Tariff	44.61	15.09%	119,536	176,040	0.03%	0	1,169	1,169	0	449	449	0	720	720
201 - 300 GoP Tariff	35.00	11.84%	76,084	98,176	0.04%	0	1,039	1,039	0	425	425	0	614	614
301 - 700 GoP Tariff	19.96	6.75%	75,586	146,375	0.02%	0	634	634	0	390	390	0	244	244
Above -700 GoP	3.03	1.02%	26,480	46,955	0.01%	0	105	105	0	69	69	0	37	37
A-1B(03) T Peak	0.19	0.06%	-	26,754	0.00%	0	7	7	0	4	4	0	2	2
A-1B(03) T Off- Peak	1.01	0.34%	2,856	-	#DIV/0!	0	27	27	0	16	16	0	11	11
E-11(55) Temp.	0.00	0.00%	2	9	0.01%	0	0	0	0	0	0	0	0	0
Sub-Total	**171.44**	**58.00%**	**744,285**	**704,726**	0.03%	**283**	**4,413**	**4,697**	**283**	**1,861**	**2,145**	**0**	**2,552**	**2,552**
For Peak Load Requirement Upto 20 KW					#DIV/0!									
Commercial - A2A (04)	7.16	2.42%	120,691	132,383	0.01%	278	249	527	278	143	421	0	106	106
A-2B(05)	1.34	0.45%	770	245	0.62%	1	43	44	1	29	30	0	14	14
A-2C (06) T Peak	2.25	0.76%	-	9,230	0.03%	44	78	122	44	53	97	0	25	25
A-2C (06) T Off -Peak	10.94	3.70%	4,450	66,003	0.02%	317	295	612	317	192	509	0	103	103
E-1ii(56) TEMP.	-	0.00%	-	-	#DIV/0!	0	0	0	0	0	0	0	0	0
Sub-Total	**21.69**	**7.34%**	**125,911**	**207,862**	0.01%	**640**	**665**	**1,305**	**640**	**417**	**1,058**	**0**	**247**	**247**
Industrial					#DIV/0!									
Industrial B-1 (07)	1.55	0.52%	4,654	66,294	0.00%	0	57	57	0	27	27	0	30	30
B-1 (08)	-	0.00%	55	-	#DIV/0!	0	0	0	0	0	0	0	0	0
B-1(09) PEAK	0.68	0.23%	-	46,136	0.00%	0	24	24	0	14	14	0	10	10
B-1(09) OFF-PEAK	6.79	2.30%	5,692	-	#DIV/0!	0	184	184	0	103	103	0	81	81
B-2A (10)	2.56	0.87%	805	72,555	0.00%	383	78	462	383	43	426	0	36	36
B-2B-(12) T Peak	3.48	1.18%	-	188,220	0.00%	994	121	1,114	994	72	1,066	0	48	48
B-2B-(12) T Off-Peak	23.83	8.06%	2,654	-	#DIV/0!	0	636	636	0	358	358	0	278	278
B-3 (14) T Peak	0.47	0.16%	-	3,018	0.02%	16	16	32	14	10	23	2	7	9
B-3 (14) T Off-Peak	2.53	0.85%	36	18,880	0.02%	95	61	156	95	38	133	0	23	23
B-4 (17) - Peak	0.28	0.09%	-	11,944	0.00%	60	9	70	60	6	66	0	4	4
B-4 (17) - Off Peak	1.80	0.61%	3	-	#DIV/0!	0	48	48	0	27	27	0	21	21
E-2 (58) Temp	0.14	0.05%	18	-	#DIV/0!	0	4	4	0	3	3	0	2	2
Sub-Total	**44.10**	**14.92%**	**13,917**	**407,048**	0.01%	**1,548**	**1,239**	**2,787**	**1,546**	**700**	**2,246**	**2**	**539**	**541**
Single Point Supply for Further Distribution					#DIV/0!									
C-1A (19)	0.42	0.14%	186	2,771	0.02%	0	16	16	0	9	9	0	7	7
C-1B (25)	3.43	1.16%	175	18,303	0.02%	97	119	216	97	69	166	0	50	50
C-1C(26)T Peak	0.63	0.21%	20	11,620	0.01%	61	22	83	61	15	76	0	7	7
C-1C(26)T Off Peak	3.84	1.30%	155	-	#DIV/0!	0	103	103	0	65	65	0	38	38
C-2A (28)	1.37	0.46%	16	-	#DIV/0!	0	43	43	0	27	27	0	15	15
C-2B (29)T Peak	1.48	0.50%	40	7,424	0.02%	37	51	89	37	35	72	0	16	16
C-2B(29)T Off-Peak	7.57	2.56%	13	17,579	0.05%	89	202	291	89	127	215	0	75	75
Sub-Total	**18.74**	**6.34%**	**605**	**57,698**	0.04%	**284**	**556**	**840**	**284**	**346**	**631**	**0**	**210**	**210**
Agriculture Tubewell - Tariff D					#DIV/0!									
Agriculture D-1A (41,42,43,44,46)	0.85	0.29%	2,127	92,555	0.00%	0	31	31	0	15	15	0	16	16
D2 (NOR)	1.74	0.59%	2,877	25,140	0.01%	60	60	121	60	36	96	0	25	25
D-2 (SUB)	-	0.00%		-	#DIV/0!	0	0	0	0	0	0	0	0	0
D-1B(T) Peak	3.12	1.06%		61,886	0.01%	149	83	231	149	41	190	0	41	41
D-1B(T) Off-Peak	5.19	1.76%	38	-	#DIV/0!	0	153	153	0	28	28	0	126	126
D-1B(T) Peak (NOR)	-	0.00%	-	-	#DIV/0!	0	0	0	0	0	0	0	0	0
D-1B(T) Peak (SUB)	0.33	0.11%	524	6,522	0.01%	16	12	27	16	2	18	0	9	9
D-1B(T) Peak (SUB)	-	0.00%	-	-	#DIV/0!	0	0	0	0	0	0	0	0	0
D-1B(T) Off-Peak	0.23	0.08%	3,704	-	#DIV/0!	0	5	5	0	2	2	0	4	4
	11.47	**3.88%**	**9,270**	**186,103**	0.01%	**225**	**345**	**570**	**225**	**124**	**349**	**0**	**221**	**221**
Public Lighting - Tariff G					#DIV/0!									
G(1)	2.04	0.69%	425	13,029	0.02%	0	63	63	0	42	42	0	21	21
Housing Colonies - Tariff H					#DIV/0!								0	0
H(1)	0.14	0.05%	19	2,334	0.01%	0	4	4	0	3	3	0	1	1
AJK Bulk Supply					#DIV/0!									0
	25.99	8.79%	14,384	106,027	0.03%	0	756	756	0	507	507	0	249	249
Total	**295.60**	**100.00%**	**908,816**	**1,684,827**	0.02%	**2,980**	**8,042**	**11,022**	**2,978**	**4,001**	**6,979**	**2**	**4,041**	**4,043**

Sukkur Electric Power Company Ltd

FORM - 28 (b)

SUKKUR ELECTRIC POWR COMPANY LTD.

Proposed & Subsidy

FY 2022-23 (1st Qtr)

Jul-Sep

Description	1st Qtr	Sales Mix	No. of Consumers	Sanctioned Load	Load Factor	Revenue as per new proposed Tariff			Revenue as per GOP Notified Tariff			Subsidy		
						Fixed Charge	Variable Charge	Total	Fixed Charge	Variable Charge	Total	Fixed Charge	Variable Charge	Total
	(MkWh)	(%age)		(kW)	(%age)	(Rs/kW/M)		(Rs/kWh)	(Rs/kW/M)		(Rs/kWh)	(Rs/kW/M)		(Rs/kWh)
Residential														
Residential - A1														
Upto - 50	12.89	1.42%	68,102	106,027	0.01%	286	52	338	286	51	337	0	1	1
1-100 GoP Tariff	195.50	21.47%	375,639	104,391	0.21%	564	4,359	4,923	564	1,513	2,077	0	2,846	2,846
101 - 200 GoP Tariff	137.42	15.09%	119,536	176,040	0.09%	0	3,602	3,602	0	1,382	1,382	0	2,219	2,219
201 - 300 GoP Tariff	107.82	11.84%	76,084	98,176	0.13%	0	3,200	3,200	0	1,310	1,310	0	1,890	1,890
301 - 700 GoP Tariff	61.48	6.75%	75,586	146,375	0.05%	0	1,952	1,952	0	1,202	1,202	0	751	751
Above -700 GoP	9.32	1.02%	26,480	46,955	0.02%	0	325	325	0	211	211	0	114	114
A-1B(03) T Peak	0.59	0.06%	-	26,754	0.00%	0	21	21	0	13	13	0	7	7
A-1B(03) T Off- Peak	3.10	0.34%	2,856	-	#DIV/0!	0	84	84	0	51	51	0	34	34
E-11(55) Temp.	0.00	0.00%	2	9	0.03%	0	0	0	0	0	0	0	0	0
Sub-Total	**528.12**	**58.00%**	**744,285**	**704,726**	0.09%	**850**	**13,595**	**14,445**	**850**	**5,734**	**6,584**	**0**	**7,861**	**7,861**
For Peak Load Requirement Upto 20 KW														
Commercial - A2A (04)	22.04	2.42%	120,691	132,383	0.02%	834	766	1,600	834	440	1,274	0	326	326
A-2B(05)	4.13	0.45%	770	245	1.92%	4	132	136	4	89	93	0	43	43
A-2C (06) T Peak	6.95	0.76%	-	9,230	0.09%	133	241	373	133	164	296	0	77	77
A-2C (06) T Off -Peak	33.70	3.70%	4,450	66,003	0.06%	950	908	1,859	950	592	1,543	0	316	316
E-1ii(56) TEMP.	-	0.00%	-	-		0	0	0	0	0	0	0	0	0
Sub-Total	**66.82**	**7.34%**	**125,911**	**207,862**	0.04%	**2,771**	**15,726**	**18,498**	**2,771**	**7,070**	**9,841**	**0**	**8,657**	**8,857**
Industrial														
Industrial B-1 (07)	4.77	0.52%	4,654	66,294	0.01%	0	175	175	0	82	82	0	93	93
B-1 (08)	-	0.00%	55	-	#DIV/0!	0	0	0	0	0	0	0	0	0
B-1(09) PEAK	2.09	0.23%	-	46,136	0.01%	0	73	73	0	43	43	0	29	29
B-1(09) OFF-PEAK	20.91	2.30%	5,692	-	#DIV/0!	0	568	568	0	318	318	0	250	250
B-2A (10)	7.89	0.87%	805	72,555	0.01%	1,149	242	1,391	1,149	132	1,281	0	110	110
B-2B-(12) T Peak	10.73	1.18%	-	188,220	0.01%	2,981	372	3,353	2,981	222	3,204	0	149	149
B-2B-(12) T Off-Peak	73.42	8.06%	2,654	-	#DIV/0!	0	1,960	1,960	0	1,103	1,103	0	857	857
B-3 (14) T Peak	1.44	0.16%	-	3,018	0.05%	48	50	98	41	30	71	7	20	27
B-3 (14) T Off-Peak	7.78	0.85%	36	18,880	0.05%	285	187	472	285	116	402	0	70	70
B-4 (17) - Peak	0.85	0.09%	-	11,944	0.01%	181	29	210	181	18	198	0	11	11
B-4 (17) - Off Peak	5.55	0.61%	3	-	#DIV/0!	0	147	147	0	82	82	0	64	64
E-2 (58) Temp	0.43	0.05%	18	-	#DIV/0!	0	13	13	0	8	8	0	6	6
Sub-Total	**135.86**	**14.92%**	**13,917**	**407,048**	0.04%	**4,645**	**3,815**	**8,460**	**4,638**	**2,155**	**6,793**	**7**	**1,660**	**1,667**
Single Point Supply for Further Distribution					#DIV/0!									
C-1A (19)	1.30	0.14%	186	2,771	0.05%	0	50	50	0	27	27	0	23	23
C-1B (25)	10.56	1.16%	175	18,303	0.07%	290	367	657	290	213	503	0	155	155
C-1C(26)T Peak	1.94	0.21%	20	11,620	0.02%	184	67	251	184	46	230	0	21	21
C-1C(26)T Off Peak	11.83	1.30%	155	-	#DIV/0!	0	319	319	0	200	200	0	118	118
C-2A (28)	4.23	0.46%	16	-	#DIV/0!	0	131	131	0	84	84	0	47	47
C-2B (29)T Peak	4.55	0.50%	40	7,424	0.07%	112	158	270	112	107	219	0	50	50
C-2B(29)T Off-Peak	23.31	2.56%	13	17,579	0.15%	266	622	888	266	390	656	0	232	232
Sub-Total	**57.71**	**6.34%**	**605**	**57,898**	0.11%	**852**	**1,714**	**2,566**	**852**	**1,067**	**1,919**	**0**	**647**	**647**
Agriculture Tubewell - Tariff D					#DIV/0!									
Agriculture D-1A (41,42,43,44,46)	2.62	0.29%	2,127	92,555	0.00%	0	96	96	0	46	46	0	50	50
D2 (NOR)	5.37	0.59%	2,877	25,140	0.02%	181	186	367	181	110	291	0	76	76
D-2 (SUB)	-	0.00%		-	#DIV/0!	0	0	0	0	0	0	0	0	0
D-1B(T) Peak	9.61	1.06%		61,886	0.02%	446	256	701	446	128	573	0	128	128
D-1B(T) Off-Peak	15.99	1.76%	38	-	#DIV/0!	0	473	473	0	86	86	0	387	387
D-1B(T) Peak (NOR)	-	0.00%	-	-	#DIV/0!	0	0	0	0	0	0	0	0	0
D-1B(T) Peak (SUB)	1.03	0.11%	524	6,522	0.02%	47	36	83	47	7	54	0	28	28
D-1B(T) Peak (SUB)	-	0.00%	-	-	#DIV/0!	0	0	0	0	0	0	0	0	0
D-1B(T) Off-Peak	0.71	0.08%	3,704	-	#DIV/0!	0	17	17	0	5	5	0	12	12
	35.32	**3.88%**	**9,270**	**186,103**	0.02%	**674**	**1,063**	**1,737**	**674**	**383**	**1,056**	**0**	**681**	**681**
Public Lighting - Tariff G					#DIV/0!									
G(1)	6.27	0.69%	425	13,029	0.05%	0	194	194	0	129	129	0	65	65
Housing Colonies - Tariff H					#DIV/0!							0		0
H(1)	0.42	0.05%	19	2,334	0.02%	0	13	13	0	9	9	0	4	4
AJK Bulk Supply					#DIV/0!									0
	80.05	8.79%	14,384	106,027	0.09%	0	2,330	2,330	0	1,562	1,562	0	768	768
Total	**910.58**	**100.00%**	**908,816**	**1,684,827**	0.06%	**9,791**	**38,450**	**48,242**	**9,785**	**18,108**	**27,893**	**7**	**20,342**	**20,349**

Sukkur Electric Power Company Ltd.

FORM - 28 (b)

SUKKUR ELECTRIC POWR COMPANY LTD.

Proposed & Subsidy

FY 2022-23

Oct

Description	Unit Sale FY 2022-23	Sales Mix	No. of Consumers	Sanctioned Load	Load Factor	Revenue as per new proposed Tariff			Revenue as per GOP Notified Tariff			Subsidy		
						Fixed Charge	Variable Charge	Total	Fixed Charge	Variable Charge	Total	Fixed Charge	Variable Charge	Total
	(MkWh)	(%age)		(kW)	(%age)	(Rs/kW/M)		(Rs/kWh)	(Rs/kW/M)		(Rs/kWh)	(Rs/kW/M)		(Rs/kWh)
Residential														
Residential - A1														
Upto - 50	3.88	1.42%	68,102	106,027	0.00%	95	16	111	95	15	111	0	0	0
1-100 GoP Tariff	58.91	21.47%	375,639	104,391	0.06%	188	1,314	1,502	188	456	644	0	858	858
101 - 200 GoP Tariff	41.41	15.09%	119,536	176,040	0.03%	0	1,085	1,085	0	417	417	0	669	669
201 - 300 GoP Tariff	32.49	11.84%	76,084	98,176	0.04%	0	964	964	0	395	395	0	570	570
301 - 700 GoP Tariff	18.53	6.75%	75,586	146,375	0.01%	0	588	588	0	362	362	0	226	226
Above -700 GoP	2.81	1.02%	26,480	46,955	0.01%	0	98	98	0	64	64	0	34	34
A-1B(03) T Peak	0.18	0.06%	-	26,754	0.00%	0	6	6	0	4	4	0	2	2
A-1B(03) T Off- Peak	0.93	0.34%	2,856	-	#DIV/0!	0	25	25	0	15	15	0	10	10
E-11(55) Temp.	0.00	0.00%	2	9	0.01%	0	0	0	0	0	0	0	0	0
Sub-Total	159.14	58.00%	744,285	704,726	0.03%	283	4,096	4,380	283	1,728	2,011	0	2,369	2,369
For Peak Load Requirement Upto 20 KW					#DIV/0!									
Commercial - A2A (04)	6.64	2.42%	120,691	132,383	0.01%	278	231	509	278	133	411	0	98	98
A-2B(05)	1.25	0.45%	770	245	0.58%	1	40	41	1	27	28	0	13	13
A-2C (06) T Peak	2.09	0.76%	-	9,230	0.03%	44	72	117	44	49	94	0	23	23
A-2C (06) T Off -Peak	10.15	3.70%	4,450	66,003	0.02%	317	274	591	317	179	495	0	95	95
E-1ii(56) TEMP.	-	0.00%	-	-	#DIV/0!	0	0	0	0	0	0	0	0	0
Sub-Total	20.13	7.34%	125,911	207,862	0.01%	640	617	1,257	640	387	1,028	0	230	230
Industrial					#DIV/0!									
Industrial B-1 (07)	1.44	0.52%	4,654	66,294	0.00%	0	53	53	0	25	25	0	28	28
B-1 (08)	-	0.00%	55	-	#DIV/0!	0	0	0	0	0	0	0	0	0
B-1(09) PEAK	0.63	0.23%	-	46,136	0.00%	0	22	22	0	13	13	0	9	9
B-1(09) OFF-PEAK	6.30	2.30%	5,692	-	#DIV/0!	0	171	171	0	96	96	0	75	75
B-2A (10)	2.38	0.87%	805	72,555	0.00%	383	73	456	383	40	423	0	33	33
B-2B-(12) T Peak	3.23	1.18%	-	188,220	0.00%	994	112	1,106	994	67	1,061	0	45	45
B-2B-(12) T Off-Peak	22.12	8.06%	2,654	-	#DIV/0!	0	591	591	0	332	332	0	258	258
B-3 (14) T Peak	0.43	0.16%	-	3,018	0.02%	16	15	31	14	9	23	2	6	8
B-3 (14) T Off-Peak	2.34	0.85%	36	18,880	0.01%	95	56	151	95	35	130	0	21	21
B-4 (17) - Peak	0.26	0.09%	-	11,944	0.00%	60	9	69	60	5	66	0	3	3
B-4 (17) - Off Peak	1.67	0.61%	3	-	#DIV/0!	0	44	44	0	25	25	0	19	19
E-2 (58) Temp	0.13	0.05%	18	-	#DIV/0!	0	4	4	0	2	2	0	2	2
Sub-Total	40.94	14.92%	13,917	407,048	0.01%	1,548	1,150	2,698	1,546	649	2,195	2	500	502
Single Point Supply for Further Distribution					#DIV/0!									
C-1A (19)	0.39	0.14%	186	2,771	0.02%	0	15	15	0	8	8	0	7	7
C-1B (25)	3.18	1.16%	175	18,303	0.02%	97	111	207	97	64	161	0	47	47
C-1C(26)T Peak	0.58	0.21%	20	11,620	0.01%	61	20	82	61	14	75	0	6	6
C-1C(26)T Off Peak	3.56	1.30%	155	-	#DIV/0!	0	96	96	0	60	60	0	36	36
C-2A (28)	1.28	0.46%	16	-	#DIV/0!	0	40	40	0	25	25	0	14	14
C-2B (29)T Peak	1.37	0.50%	40	7,424	0.02%	37	47	85	37	32	70	0	15	15
C-2B(29)T Off-Peak	7.02	2.56%	13	17,579	0.05%	89	188	276	89	118	206	0	70	70
Sub-Total	17.39	6.34%	605	57,698	0.03%	284	516	800	284	322	606	0	195	195
Agriculture Tubewell - Tariff D					#DIV/0!									
Agriculture D-1A (41,42,43,44,46)	0.79	0.29%	2,127	92,555	0.00%	0	29	29	0	14	14	0	15	15
D2 (NOR)	1.62	0.59%	2,877	25,140	0.01%	60	56	116	60	33	94	0	23	23
D-2 (SUB)	-	0.00%		-	#DIV/0!	0	0	0	0	0	0	0	0	0
D-1B(T) Peak	2.90	1.06%		61,886	0.01%	149	77	226	149	39	187	0	38	38
D-1B(T) Off-Peak	4.82	1.76%	38	-	#DIV/0!	0	142	142	0	26	26	0	117	117
D-1B(T) Peak (NOR)	-	0.00%	-	-	#DIV/0!	0	0	0	0	0	0	0	0	0
D-1B(T) Peak (SUB)	0.31	0.11%	524	6,522	0.01%	16	11	26	16	2	18	0	8	8
D-1B(T) Peak (SUB)	-	0.00%	-	-	#DIV/0!	0	0	0	0	0	0	0	0	0
D-1B(T) Off-Peak	0.21	0.08%	3,704	-	#DIV/0!	0	5	5	0	2	2	0	4	4
	10.64	3.88%	9,270	186,103	0.01%	225	320	545	225	115	340	0	205	205
Public Lighting - Tariff G					#DIV/0!									
G(1)	1.89	0.69%	425	13,029	0.02%	0	59	59	0	39	39	0	20	20
Housing Colonies - Tariff H					#DIV/0!							0		0
H(1)	0.13	0.05%	19	2,334	0.01%	0	4	4	0	3	3	0	1	1
AJK Bulk Supply					#DIV/0!									0
	24.12	8.79%	14,384	106,027	0.03%	0	702	702	0	471	471	0	231	231
Total	274.38	100.00%	908,816	1,684,827	0.02%	2,980	7,464	10,445	2,978	3,713	6,692	2	3,751	3,753



FORM - 28 (b)

SUKKUR ELECTRIC POWR COMPANY LTD.

Proposed & Subsidy

FY 2022-23

Nov

Description	Unit Sale FY 2022-23	Sales Mix	No. of Consumers	Sanctioned Load	Load Factor	Revenue as per new proposed Tariff			Revenue as per GOP Notified Tariff			Subsidy		
						Fixed Charge	Variable Charge	Total	Fixed Charge	Variable Charge	Total	Fixed Charge	Variable Charge	Total
	(MWh)	(%age)		(kW)	(%age)	(Rs/kW/M)		(Rs/kWh)	(Rs/kW/M)		(Rs/kWh)	(Rs/kW/M)		(Rs/kWh)
Residential														
Residential -A1														
Upto - 50	2.76	1.42%	68,102	106,027	0.00%	95	11	106	95	11	106	0	0	0
1-100 GoP Tariff	41.87	21.47%	375,639	104,391	0.05%	188	934	1,122	188	324	512	0	610	610
101 - 200 GoP Tariff	29.43	15.09%	119,536	176,040	0.02%	0	771	771	0	296	296	0	475	475
201 - 300 GoP Tariff	23.09	11.84%	76,084	98,176	0.03%	0	685	685	0	281	281	0	405	405
301 - 700 GoP Tariff	13.17	6.75%	75,586	146,375	0.01%	0	418	418	0	257	257	0	161	161
Above -700 GoP	2.00	1.02%	26,480	46,955	0.00%	0	70	70	0	45	45	0	24	24
A-1B(03) T Peak	0.13	0.06%	-	26,754	0.00%	0	4	4	0	3	3	0	2	2
A-1B(03) T Off- Peak	0.66	0.34%	2,856	-	#DIV/0!	0	18	18	0	11	11	0	7	7
E-11(55) Temp.	0.00	0.00%	2	9	0.01%	0	0	0	0	0	0	0	0	0
Sub-Total	113.11	58.00%	744,285	704,726	0.02%	283	2,912	3,195	283	1,228	1,511	0	1,684	1,684
For Peak Load Requirement Upto 20 KW					#DIV/0!									
Commercial - A2A (04)	4.72	2.42%	120,691	132,383	0.00%	278	164	442	278	94	372	0	70	70
A-2B(05)	0.89	0.45%	770	245	0.41%	1	28	30	1	19	20	0	9	9
A-2C (06) T Peak	1.49	0.76%	-	9,230	0.02%	44	52	96	44	35	79	0	16	16
A-2C (06) T Off -Peak	7.22	3.70%	4,450	66,003	0.01%	317	195	511	317	127	444	0	68	68
E-1ii(56) TEMP.	-	0.00%	-	-	#DIV/0!	0	0	0	0	0	0	0	0	0
Sub-Total	14.31	7.34%	125,911	207,862	0.01%	640	439	1,079	640	275	916	0	163	163
Industrial					#DIV/0!									
Industrial B-1 (07)	1.02	0.52%	4,654	66,294	0.00%	0	37	37	0	18	18	0	20	20
B-1 (08)	-	0.00%	55	-	#DIV/0!	0	0	0	0	0	0	0	0	0
B-1(09) PEAK	0.45	0.23%	-	46,136	0.00%	0	16	16	0	9	9	0	6	6
B-1(09) OFF-PEAK	4.48	2.30%	5,692	-	#DIV/0!	0	122	122	0	68	68	0	54	54
B-2A (10)	1.69	0.87%	805	72,555	0.00%	383	52	435	383	28	411	0	23	23
B-2B-(12) T Peak	2.30	1.18%	-	188,220	0.00%	994	80	1,073	994	48	1,041	0	32	32
B-2B-(12) T Off-Peak	15.73	8.06%	2,654	-	#DIV/0!	0	420	420	0	236	236	0	184	184
B-3 (14) T -Peak	0.31	0.16%	-	3,018	0.01%	16	11	27	14	6	20	2	4	6
B-3 (14) T Off-Peak	1.67	0.85%	36	18,880	0.01%	95	40	135	95	25	120	0	15	15
B-4 (17) - Peak	0.18	0.09%	-	11,944	0.00%	60	6	66	60	4	64	0	2	2
B-4 (17) - Off Peak	1.19	0.61%	3	-	#DIV/0!	0	31	31	0	18	18	0	14	14
E-2 (58) Temp	0.09	0.05%	18	-	#DIV/0!	0	3	3	0	2	2	0	1	1
Sub-Total	29.10	14.92%	13,917	407,048	0.01%	1,548	817	2,365	1,546	462	2,008	2	356	358
Single Point Supply for Further Distribution					#DIV/0!									
C-1A (19)	0.28	0.14%	186	2,771	0.01%	0	11	11	0	6	6	0	5	5
C-1B (25)	2.26	1.16%	175	18,303	0.01%	97	79	175	97	46	142	0	33	33
C-1C(26)T Peak	0.42	0.21%	20	11,620	0.00%	61	14	76	61	10	71	0	5	5
C-1C(26)T Off Peak	2.53	1.30%	155	-	#DIV/0!	0	68	68	0	43	43	0	25	25
C-2A (28)	0.91	0.46%	16	-	#DIV/0!	0	28	28	0	18	18	0	10	10
C-2B (29)T Peak	0.97	0.50%	40	7,424	0.01%	37	34	71	37	23	60	0	11	11
C-2B(29)T Off-Peak	4.99	2.56%	13	17,579	0.03%	89	133	222	89	84	172	0	50	50
Sub-Total	12.36	6.34%	605	57,698	0.02%	284	367	651	284	229	513	0	138	138
Agriculture Tubewell - Tariff D					#DIV/0!									
Agriculture D-1A (41,42,43,44,46)	0.56	0.29%	2,127	92,555	0.00%	0	21	21	0	10	10	0	11	11
D2 (NOR)	1.15	0.59%	2,877	25,140	0.01%	60	40	100	60	24	84	0	16	16
D-2 (SUB)	-	0.00%		-	#DIV/0!	0	0	0	0	0	0	0	0	0
D-1B(T) Peak	2.06	1.06%		61,886	0.00%	149	55	203	149	27	176	0	27	27
D-1B(T) Off-Peak	3.43	1.76%	38	-	#DIV/0!	0	101	101	0	18	18	0	83	83
D-1B(T) Peak (NOR)	-	0.00%	-	-	#DIV/0!	0	0	0	0	0	0	0	0	0
D-1B(T) Peak (SUB)	0.22	0.11%	524	6,522	0.00%	16	8	23	16	2	17	0	6	6
D-1B(T) Peak (SUB)	-	0.00%	-	-	#DIV/0!	0	0	0	0	0	0	0	0	0
D-1B(T) Off-Peak	0.15	0.08%	3,704	-	#DIV/0!	0	4	4	0	1	1	0	2	2
	7.57	3.88%	9,270	186,103	0.00%	225	228	452	225	82	306	0	146	146
Public Lighting - Tariff G					#DIV/0!									
G(I)	1.34	0.69%	425	13,029	0.01%	0	42	42	0	28	28	0	14	14
Housing Colonies - Tariff H					#DIV/0!							0		0
H(1)	0.09	0.05%	19	2,334	0.00%	0	3	3	0	2	2	0	1	1
AJK Bulk Supply					#DIV/0!									0
	17.15	8.79%	14,384	106,027	0.02%	0	499	499	0	335	335	0	164	164
Total	195.03	100.00%	908,816	1,684,827	0.01%	2,980	5,306	8,286	2,978	2,540	5,518	2	2,666	2,668

Sukkur Electric Power Company Ltd.

FORM - 28 (b)

SUKKUR ELECTRIC POWR COMPANY LTD.

Proposed & Subsidy

FY 2022-23

Dec

Description	Unit Sale FY 2022-23	Sales Mix	No. of Consumers	Sanctioned Load	Load Factor	Revenue as per new proposed Tariff			Revenue as per GOP Notified Tariff			Subsidy		
						Fixed Charge	Variable Charge	Total	Fixed Charge	Variable Charge	Total	Fixed Charge	Variable Charge	Total
	(MkWh)	(%age)		(kW)	(%age)	(Rs/kW/M)		(Rs/kWh)	(Rs/kW/M)		(Rs/kWh)	(Rs/kW/M)		(Rs/kWh)
Residential														
Residential - A1														
Upto - 50	2.60	1.42%	68,102	106,027	0.00%	95	10	106	95	10	106	0	0	0
1-100 GoP Tariff	39.50	21.47%	375,639	104,391	0.04%	188	881	1,069	188	306	494	0	575	575
101 - 200 GoP Tariff	27.77	15.09%	119,536	176,040	0.02%	0	728	728	0	279	279	0	448	448
201 - 300 GoP Tariff	21.79	11.84%	76,084	98,176	0.03%	0	647	647	0	265	265	0	382	382
301 - 700 GoP Tariff	12.42	6.75%	75,586	146,375	0.01%	0	395	395	0	243	243	0	152	152
Above -700 GoP	1.88	1.02%	26,480	46,955	0.00%	0	66	66	0	43	43	0	23	23
A-1B(03) T Peak	0.12	0.06%	-	26,754	0.00%	0	4	4	0	3	3	0	1	1
A-1B(03) T Off- Peak	0.63	0.34%	2,856	-	#DIV/0!	0	17	17	0	10	10	0	7	7
E-11(55) Temp.	0.00	0.00%	2	9	0.01%	0	0	0	0	0	0	0	0	0
Sub-Total	**106.72**	**58.00%**	**744,285**	**704,726**	**0.02%**	**283**	**2,747**	**3,030**	**283**	**1,159**	**1,442**	**0**	**1,588**	**1,588**
For Peak Load Requirement Upto 20 KW					#DIV/0!									
Commercial - A2A (04)	4.45	2.42%	120,691	132,383	0.00%	278	155	433	278	89	367	0	66	66
A-2B(05)	0.84	0.45%	770	245	0.39%	1	27	28	1	18	19	0	9	9
A-2C (06) T Peak	1.40	0.76%	-	9,230	0.02%	44	49	93	44	33	77	0	16	16
A-2C (06) T Off -Peak	6.81	3.70%	4,450	66,003	0.01%	317	184	500	317	120	437	0	64	64
E-1ii(56) TEMP.	-	0.00%	-	-	#DIV/0!	0	0	0	0	0	0	0	0	0
Sub-Total	**13.50**	**7.34%**	**125,911**	**207,862**	**0.01%**	**640**	**414**	**1,054**	**640**	**260**	**900**	**0**	**154**	**154**
Industrial					#DIV/0!									
Industrial B-1 (07)	0.96	0.52%	4,654	66,294	0.00%	0	35	35	0	17	17	0	19	19
B-1 (08)	-	0.00%	55	-	#DIV/0!	0	0	0	0	0	0	0	0	0
B-1(09) PEAK	0.42	0.23%	-	46,136	0.00%	0	15	15	0	9	9	0	6	6
B-1(09) OFF-PEAK	4.23	2.30%	5,692	-	#DIV/0!	0	115	115	0	64	64	0	50	50
B-2A (10)	1.59	0.87%	805	72,555	0.00%	383	49	432	383	27	410	0	22	22
B-2B-(12) T Peak	2.17	1.18%	-	188,220	0.00%	994	75	1,069	994	45	1,039	0	30	30
B-2B-(12) T Off-Peak	14.84	8.06%	2,854	-	#DIV/0!	0	396	396	0	223	223	0	173	173
B-3 (14) T Peak	0.29	0.16%	-	3,018	0.01%	16	10	26	14	6	20	2	4	6
B-3 (14) T Off-Peak	1.57	0.85%	36	18,880	0.01%	95	38	133	95	23	119	0	14	14
B-4 (17) - Peak	0.17	0.09%	-	11,944	0.00%	60	6	66	60	4	64	0	2	2
B-4 (17) - Off Peak	1.12	0.61%	3	-	#DIV/0!	0	30	30	0	17	17	0	13	13
E-2 (58) Temp	0.09	0.05%	18	-	#DIV/0!	0	3	3	0	2	2	0	1	1
Sub-Total	**27.45**	**14.92%**	**13,917**	**407,048**	**0.01%**	**1,548**	**771**	**2,319**	**1,546**	**435**	**1,981**	**2**	**335**	**338**
Single Point Supply for Further Distribution					#DIV/0!									
C-1A (19)	0.26	0.14%	186	2,771	0.01%	0	10	10	0	5	5	0	5	5
C-1B (25)	2.13	1.16%	175	18,303	0.01%	97	74	171	97	43	140	0	31	31
C-1C(26)T Peak	0.39	0.21%	20	11,520	0.00%	61	14	75	61	9	71	0	4	4
C-1C(26)T Off Peak	2.39	1.30%	155	-	#DIV/0!	0	64	64	0	41	41	0	24	24
C-2A (28)	0.86	0.46%	16	-	#DIV/0!	0	27	27	0	17	17	0	9	9
C-2B (29)T Peak	0.92	0.50%	40	7,424	0.01%	37	32	69	37	22	59	0	10	10
C-2B(29)T Off-Peak	4.71	2.56%	13	17,579	0.03%	89	126	214	89	79	167	0	47	47
Sub-Total	**11.66**	**6.34%**	**605**	**57,698**	**0.02%**	**284**	**346**	**630**	**284**	**216**	**500**	**0**	**131**	**131**
Agriculture Tubewell - Tariff D					#DIV/0!									
Agriculture D-1A (41,42,43,44,46)	0.53	0.29%	2,127	92,555	0.00%	0	19	19	0	9	9	0	10	10
D2 (NOR)	1.09	0.59%	2,877	25,140	0.00%	60	38	98	60	22	83	0	15	15
D-2 (SUB)	-	0.00%		-	#DIV/0!	0	0	0	0	0	0	0	0	0
D-1B(T) Peak	1.94	1.06%		61,386	0.00%	149	52	200	149	26	174	0	26	26
D-1B(T) Off-Peak	3.23	1.76%	38	-	#DIV/0!	0	96	96	0	17	17	0	78	78
D-1B(T) Peak (NOR)	-	0.00%	-	-	#DIV/0!	0	0	0	0	0	0	0	0	0
D-1B(T) Peak (SUB)	0.21	0.11%	524	6,522	0.00%	16	7	23	16	2	17	0	6	6
D-1B(T) Peak (SUB)	-	0.00%	-	-	#DIV/0!	0	0	0	0	0	0	0	0	0
D-1B(T) Off-Peak	0.14	0.08%	3,704	-	#DIV/0!	0	3	3	0	1	1	0	2	2
	7.14	**3.88%**	**9,270**	**186,103**	**0.00%**	**225**	**215**	**439**	**225**	**77**	**302**	**0**	**138**	**138**
Public Lighting - Tariff G					#DIV/0!									
G(1)	1.27	0.69%	425	13,029	0.01%	0	39	39	0	26	26	0	13	13
Housing Colonies - Tariff H					#DIV/0!							0		0
H(1)	0.08	0.05%	19	2,334	0.00%	0	3	3	0	2	2	0	1	1
AJK Bulk Supply					#DIV/0!									0
	16.18	8.79%	14,384	106,027	0.02%	0	471	471	0	316	316	0	155	155
Total	**184.00**	**100.00%**	**908,816**	**1,684,827**	**0.01%**	**2,980**	**5,006**	**7,986**	**2,978**	**2,490**	**5,469**	**2**	**2,515**	**2,517**

Sukkur Electric Power Company Ltd.

FORM - 28 (b)

SUKKUR ELECTRIC POWR COMPANY LTD.

Proposed & Subsidy

FY 2022-23 (2nd Qtr)

Oct-Dec

Description	2nd Qtr	Sales Mix	No. of Consumers	Sanctioned Load	Load Factor	Revenue as per new proposed Tariff			Revenue as per GOP Notified Tariff			Subsidy		
						Fixed Charge	Variable Charge	Total	Fixed Charge	Variable Charge	Total	Fixed Charge	Variable Charge	Total
	(MkWh)	(%age)		(kW)	(%age)	Rs/kW/M		(Rs/kWh)	(Rs/kW/M)		(Rs/kWh)	(Rs/kW/M)		(Rs/kWh)
Residential														
Residential - A1														
Upto - 50	9.25	1.42%	68,102	106,027	0.01%	286	37	323	286	37	323	0	0	0
1-100 GoP Tariff	140.29	21.47%	375,639	104,391	0.15%	564	3,128	3,692	564	1,086	1,650	0	2,042	2,042
101 - 200 GoP Tariff	98.61	15.09%	119,536	176,040	0.06%	0	2,584	2,584	0	992	992	0	1,592	1,592
201 - 300 GoP Tariff	77.37	11.84%	76,084	98,176	0.09%	0	2,296	2,296	0	940	940	0	1,356	1,356
301 - 700 GoP Tariff	44.12	6.75%	75,586	146,375	0.03%	0	1,401	1,401	0	862	862	0	539	539
Above -700 GoP	6.69	1.02%	26,480	46,955	0.02%	0	233	233	0	152	152	0	81	81
A-1B(03) T Peak	0.42	0.06%	-	26,754	0.00%	0	15	15	0	10	10	0	5	5
A-1B(03) T Off- Peak	2.22	0.34%	2,956	-	#DIV/0!	0	60	60	0	36	36	0	24	24
E-11(55) Temp.	0.00	0.00%	2	9	0.02%	0	0	0	0	0	0	0	0	0
Sub-Total	378.97	58.00%	744,285	704,726	0.06%	850	9,755	10,605	850	4,114	4,964	0	5,641	5,641
For Peak Load Requirement Upto 20 KW					#DIV/0!									
Commercial - A2A (04)	15.82	2.42%	120,691	132,383	0.01%	834	550	1,384	834	316	1,150	0	234	234
A-2B(05)	2.97	0.45%	770	245	1.38%	4	95	99	4	64	68	0	31	31
A-2C (06) T Peak	4.98	0.76%	-	9,230	0.06%	133	173	306	133	117	250	0	55	55
A-2C (06) T Off -Peak	24.18	3.70%	4,450	66,003	0.04%	950	652	1,602	950	425	1,376	0	227	227
E-1iii(56) TEMP.	-	0.00%	-	-	#DIV/0!	0	0	0	0	0	0	0	0	0
Sub-Total	47.95	7.34%	125,911	207,862	0.03%	2,771	11,285	14,056	2,771	5,073	7,844	0	6,212	6,212
Industrial					#DIV/0!									
Industrial B-1 (07)	3.42	0.52%	4,654	66,294	0.01%	0	125	125	0	59	59	0	66	66
B-1 (08)	-	0.00%	55	-	#DIV/0!	0	0	0	0	0	0	0	0	0
B-1(09) PEAK	1.50	0.23%	-	46,136	0.00%	0	52	52	0	31	31	0	21	21
B-1(09) OFF-PEAK	15.01	2.30%	5,692	-	#DIV/0!	0	408	408	0	229	229	0	179	179
B-2A (10)	5.66	0.87%	805	72,555	0.01%	1,149	173	1,323	1,149	95	1,244	0	79	79
B-2B-(12) T Peak	7.70	1.18%	-	188,220	0.00%	2,981	267	3,248	2,981	160	3,141	0	107	107
B-2B-(12) T Off-Peak	52.69	8.06%	2,654	-	#DIV/0!	0	1,407	1,407	0	791	791	0	615	615
B-3 (14) T Peak	1.04	0.16%	-	3,018	0.04%	48	36	84	41	21	63	7	14	21
B-3 (14) T Off-Peak	5.58	0.85%	36	18,880	0.03%	285	134	419	285	83	369	0	51	51
B-4 (17) - Peak	0.61	0.09%	-	11,944	0.01%	181	21	202	181	13	193	0	8	8
B-4 (17) - Off Peak	3.98	0.61%	3	-	#DIV/0!	0	105	105	0	59	59	0	46	46
E-2 (58) Temp	0.31	0.05%	18	-	#DIV/0!	0	10	10	0	6	6	0	4	4
Sub-Total	97.49	14.92%	13,917	407,048	0.03%	4,645	2,738	7,382	4,638	1,546	6,184	7	1,191	1,198
Single Point Supply for Further Distribution					#DIV/0!									
C-1A (19)	0.93	0.14%	186	2,771	0.04%	0	36	36	0	19	19	0	16	16
C-1B (25)	7.58	1.16%	175	18,303	0.05%	290	264	553	290	153	443	0	111	111
C-1C(26)T Peak	1.39	0.21%	20	11,620	0.01%	184	48	232	184	33	217	0	15	15
C-1C(26)T Off Peak	8.49	1.30%	155	-	#DIV/0!	0	229	229	0	144	144	0	85	85
C-2A (28)	3.04	0.46%	16	-	#DIV/0!	0	94	94	0	61	61	0	34	34
C-2B (29)T Peak	3.27	0.50%	40	7,424	0.05%	112	113	225	112	77	189	0	36	36
C-2B(29)T Off-Peak	16.72	2.56%	13	17,579	0.11%	266	447	712	266	280	546	0	166	166
Sub-Total	41.41	6.34%	605	57,698	0.08%	852	1,230	2,082	852	766	1,618	0	464	464
Agriculture Tubewell - Tariff D					#DIV/0!									
Agriculture D-1A (41,42,43,44,46)	1.88	0.29%	2,127	92,555	0.00%	0	69	69	0	33	33	0	36	36
D2 (NOR)	3.85	0.59%	2,877	25,140	0.02%	181	134	315	181	79	260	0	54	54
D-2 (SUB)	-	0.00%		-	#DIV/0!	0	0	0	0	0	0	0	0	0
D-1B(T) Peak	6.89	1.06%		61,886	0.01%	446	183	629	446	92	537	0	92	92
D-1B(T) Off-Peak	11.48	1.76%	38	-	#DIV/0!	0	339	339	0	61	61	0	278	278
D-1B(T) Peak (NOR)	-	0.00%	-	-	#DIV/0!	0	0	0	0	0	0	0	0	0
D-1B(T) Peak (SUB)	0.74	0.11%	524	6,522	0.01%	47	26	72	47	5	52	0	20	20
D-1B(T) Peak (SUB)	-	0.00%	-	-	#DIV/0!	0	0	0	0	0	0	0	0	0
D-1B(T) Off-Peak	0.51	0.08%	3,704	-	#DIV/0!	0	12	12	0	4	4	0	8	8
	25.35	3.88%	9,270	186,103	0.02%	674	763	1,436	674	274	948	0	488	488
Public Lighting - Tariff G					#DIV/0!									
G(1)	4.50	0.69%	425	13,029	0.04%	0	139	139	0	93	93	0	47	47
Housing Colonies - Tariff H					#DIV/0!							0		0
H(1)	0.30	0.05%	19	2,334	0.01%	0	9	9	0	6	6	0	3	3
AJK Bulk Supply					#DIV/0!									0
	57.45	8.79%	14,384	106,027	0.06%	0	1,672	1,672	0	1,121	1,121	0	551	551
Total	653.41	100.00%	908,816	1,684,827	0.04%	9,791	27,591	37,382	9,785	12,994	22,779	7	14,597	14,604



FORM - 28 (b)

SUKKUR ELECTRIC POWR COMPANY LTD.

Proposed & Subsidy

FY 2022-23

Jan

Description	Unit Sale FY 2022-23	Sales Mix	No. of Consumers	Sanctioned Load	Load Factor	Revenue as per new proposed Tariff			Revenue as per GOP Notified Tariff			Subsidy		
						Fixed Charge	Variable Charge	Total	Fixed Charge	Variable Charge	Total	Fixed Charge	Variable Charge	Total
	(Mkwh)	(%age)		(kW)	(%age)	(Rs/kW/M)		(Rs/kWh)	(Rs/kW/M)		(Rs/kWh)	(Rs/kW/M)		(Rs/kWh)
Residential														
Residential - A1														
Upto - 50	2.47	1.42%	68,102	106,027	0.00%	95	10	105	95	10	105	0	0	0
1-100 GoP Tariff	37.47	21.47%	375,639	104,391	0.04%	188	836	1,024	188	290	478	0	546	546
101 - 200 GoP Tariff	26.34	15.09%	119,536	176,040	0.02%	0	690	690	0	265	265	0	425	425
201 - 300 GoP Tariff	20.67	11.84%	76,084	98,176	0.02%	0	613	613	0	251	251	0	362	362
301 - 700 GoP Tariff	11.78	6.75%	75,586	146,375	0.01%	0	374	374	0	230	230	0	144	144
Above -700 GoP	1.79	1.02%	26,480	46,955	0.00%	0	62	62	0	40	40	0	22	22
A-1B(03) T Peak	0.11	0.06%	-	26,754	0.00%	0	4	4	0	3	3	0	1	1
A-1B(03) T Off- Peak	0.59	0.34%	2,856	-	#DIV/0!	0	16	16	0	10	10	0	6	6
E-11(55) Temp.	0.00	0.00%	2	9	0.00%	0	0	0	0	0	0	0	0	0
Sub-Total	**101.23**	**58.00%**	**744,285**	**704,726**	**0.02%**	**283**	**2,606**	**2,889**	**283**	**1,099**	**1,382**	**0**	**1,507**	**1,507**
For Peak Load Requirement Upto 20 KW					#DIV/0!									
Commercial - A2A (04)	4.22	2.42%	120,691	132,383	0.00%	278	147	425	278	84	362	0	63	63
A-2B(05)	0.79	0.45%	770	245	0.37%	1	25	27	1	17	18	0	8	8
A-2C (06) T Peak	1.33	0.76%	-	9,230	0.02%	44	46	90	44	31	76	0	15	15
A-2C (06) T Off -Peak	6.46	3.70%	4,450	66,003	0.01%	317	174	491	317	114	430	0	61	61
E-1ii(56) TEMP.	-	0.00%	-	-	#DIV/0!	0	0	0	0	0	0	0	0	0
Sub-Total	**12.81**	**7.34%**	**125,911**	**207,862**	**0.01%**	**640**	**392**	**1,033**	**640**	**246**	**887**	**0**	**146**	**146**
Industrial					#DIV/0!									
Industrial B-1 (07)	0.91	0.52%	4,654	66,294	0.00%	0	33	33	0	16	16	0	18	18
B-1 (08)	-	0.00%	55	-	#DIV/0!	0	0	0	0	0	0	0	0	0
B-1(09) PEAK	0.40	0.23%	-	46,136	0.00%	0	14	14	0	8	8	0	6	6
B-1(09) OFF-PEAK	4.01	2.30%	5,692	-	#DIV/0!	0	109	109	0	61	61	0	48	48
B-2A (10)	1.51	0.87%	805	72,555	0.00%	383	46	429	383	25	408	0	21	21
B-2B-(12) T Peak	2.06	1.18%	-	188,220	0.00%	994	71	1,065	994	43	1,036	0	29	29
B-2B-(12) T Off-Peak	14.07	8.06%	2,654	-	#DIV/0!	0	376	376	0	211	211	0	164	164
B-3 (14) T Peak	0.28	0.16%	-	3,018	0.01%	16	10	26	14	6	20	2	4	6
B-3 (14) T Off-Peak	1.49	0.85%	36	18,880	0.01%	95	36	131	95	22	117	0	14	14
B-4 (17) - Peak	0.16	0.09%	-	11,944	0.00%	60	6	66	60	3	64	0	2	2
B-4 (17) - Off Peak	1.06	0.61%	3	-	#DIV/0!	0	28	28	0	16	16	0	12	12
E-2 (58) Temp	0.08	0.05%	18	-	#DIV/0!	0	3	3	0	1	1	0	1	1
Sub-Total	**26.04**	**14.92%**	**13,917**	**407,048**	**0.01%**	**1,548**	**731**	**2,280**	**1,546**	**413**	**1,959**	**2**	**318**	**320**
Single Point Supply for Further Distribution					#DIV/0!									
C-1A (19)	0.25	0.14%	186	2,771	0.01%	0	10	10	0	5	5	0	4	4
C-1B (25)	2.02	1.16%	175	18,303	0.01%	97	70	167	97	41	137	0	30	30
C-1C(26)T Peak	0.37	0.21%	20	11,620	0.00%	61	13	74	61	9	70	0	4	4
C-1C(26)T Off Peak	2.27	1.30%	155	-	#DIV/0!	0	61	61	0	38	38	0	23	23
C-2A (28)	0.81	0.46%	16	-	#DIV/0!	0	25	25	0	16	16	0	9	9
C-2B (29)T Peak	0.87	0.50%	40	7,424	0.01%	37	30	68	37	21	58	0	10	10
C-2B(29)T Off-Peak	4.47	2.56%	13	17,579	0.03%	89	119	208	89	75	163	0	44	44
Sub-Total	**11.06**	**6.34%**	**605**	**57,698**	**0.02%**	**284**	**329**	**613**	**284**	**205**	**489**	**0**	**124**	**124**
Agriculture Tubewell - Tariff D					#DIV/0!									
Agriculture D-1A (41,42,43,44,46)	0.50	0.29%	2,127	92,555	0.00%	0	18	18	0	9	9	0	10	10
D2 (NOR)	1.03	0.59%	2,877	25,140	0.00%	60	36	96	60	21	81	0	15	15
D-2 (SUB)	-	0.00%		-	#DIV/0!	0	0	0	0	0	0	0	0	0
D-1B(T) Peak	1.84	1.06%		61,886	0.00%	149	49	198	149	24	173	0	24	24
D-1B(T) Off-Peak	3.07	1.76%	38	-	#DIV/0!	0	91	91	0	16	16	0	74	74
D-1B(T) Peak (NOR)	-	0.00%	-	-	#DIV/0!	0	0	0	0	0	0	0	0	0
D-1B(T) Peak (SUB)	0.20	0.11%	524	6,522	0.00%	16	7	22	16	1	17	0	5	5
D-1B(T) Peak (SUB)	-	0.00%	-	-	#DIV/0!	0	0	0	0	0	0	0	0	0
D-1B(T) Off-Peak	0.14	0.08%	3,704	-	#DIV/0!	0	3	3	0	1	1	0	2	2
	6.77	**3.88%**	**9,270**	**186,103**	**0.00%**	**225**	**204**	**428**	**225**	**73**	**298**	**0**	**130**	**130**
Public Lighting - Tariff G					#DIV/0!									
G(1)	1.20	0.69%	425	13,029	0.01%	0	37	37	0	25	25	0	12	12
Housing Colonies - Tariff H					#DIV/0!							0		0
H(1)	0.08	0.05%	19	2,334	0.00%	0	2	2	0	2	2	0	1	1
AJK Bulk Supply					#DIV/0!									0
	15.34	8.79%	14,384	106,027	0.02%	0	447	447	0	299	299	0	147	147
Total	**174.54**	**100.00%**	**908,816**	**1,684,827**	**0.01%**	**2,980**	**4,748**	**7,729**	**2,978**	**2,362**	**5,340**	**2**	**2,386**	**2,388**

Sukkur Electric Power Company Ltd

FORM - 28 (b)

SUKKUR ELECTRIC POWR COMPANY LTD.

Proposed & Subsidy

FY 2022-23

Feb

Description	Unit Sale FY 2022-23	Sales Mix	No. of Consumers	Sanctioned Load	Load Factor	Revenue as per new proposed Tariff			Revenue as per GOP Notified Tariff			Subsidy		
						Fixed Charge	Variable Charge	Total	Fixed Charge	Variable Charge	Total	Fixed Charge	Variable Charge	Total
	(MkWh)	(%age)		(kW)	(%age)	(Rs/kW/M)		(Rs/kWh)	(Rs/kW/M)		(Rs/kWh)	(Rs/kW/M)		(Rs/kWh)
Residential														
Residential - A1														
Upto - 50	2.22	1.42%	68,102	108,027	0.00%	95	9	104	95	9	104	0	0	0
1-100 GoP Tariff	33.72	21.47%	375,639	104,391	0.04%	188	752	940	188	261	449	0	491	491
101 - 200 GoP Tariff	23.70	15.09%	119,536	176,040	0.02%	0	621	621	0	238	238	0	383	383
201 - 300 GoP Tariff	18.59	11.84%	76,084	98,176	0.02%	0	552	552	0	226	226	0	326	326
301 - 700 GoP Tariff	10.60	6.75%	75,536	146,375	0.01%	0	337	337	0	207	207	0	129	129
Above -700 GoP	1.61	1.02%	26,480	46,955	0.00%	0	56	56	0	36	36	0	20	20
A-1B(03) T Peak	0.10	0.06%	-	26,754	0.00%	0	4	4	0	2	2	0	1	1
A-1B(03) T Off- Peak	0.53	0.34%	2,856	-	#DIV/0!	0	15	15	0	9	9	0	6	6
E-11(55) Temp.	0.00	0.00%	2	9	0.00%	0	0	0	0	0	0	0	0	0
Sub-Total	91.08	58.00%	744,285	704,726	0.01%	283	2,345	2,628	283	989	1,272	0	1,356	1,356
For Peak Load Requirement Upto 20 KW					#DIV/0!									
Commercial - A2A (04)	3.80	2.42%	120,691	132,383	0.00%	278	132	410	278	76	354	0	56	56
A-2B(05)	0.71	0.45%	770	245	0.33%	1	23	24	1	15	17	0	7	7
A-2C (06) T Peak	1.20	0.76%	-	9,230	0.01%	44	41	86	44	28	73	0	13	13
A-2C (06) T Off -Peak	5.81	3.70%	4,450	66,003	0.01%	317	157	473	317	102	419	0	54	54
B-1a(56) TEMP.	-	0.00%	-	-	#DIV/0!	0	0	0	0	0	0	0	0	0
Sub-Total	11.52	7.34%	125,911	207,862	0.01%	640	353	994	640	222	862	0	131	131
Industrial					#DIV/0!									
Industrial B-1 (07)	0.82	0.52%	4,654	66,294	0.00%	0	30	30	0	14	14	0	16	16
B-1 (08)	-	0.00%	55	-	#DIV/0!	0	0	0	0	0	0	0	0	0
B-1(09) PEAK	0.36	0.23%	-	46,136	0.00%	0	13	13	0	7	7	0	5	5
B-1(09) OFF-PEAK	3.61	2.30%	5,892	-	#DIV/0!	0	98	98	0	55	55	0	43	43
B-2A (10)	1.36	0.87%	805	72,555	0.00%	383	42	425	383	23	406	0	19	19
B-2B-(12) T Peak	1.85	1.18%	-	188,220	0.00%	994	64	1,058	994	38	1,032	0	26	26
B-2B-(12) T Off-Peak	12.66	8.06%	2,654	-	#DIV/0!	0	338	338	0	190	190	0	148	148
B-3 (14) T Peak	0.25	0.16%	-	3,018	0.01%	16	9	25	14	5	19	2	3	6
B-3 (14) T Off-Peak	1.34	0.85%	36	18,880	0.01%	95	32	127	95	20	115	0	12	12
B-4 (17) - Peak	0.15	0.09%	-	11,944	0.00%	60	5	65	60	3	63	0	2	2
B-4 (17) - Off Peak	0.96	0.61%	3	-	#DIV/0!	0	25	25	0	14	14	0	11	11
E-2 (58) Temp	0.07	0.05%	18	-	#DIV/0!	0	2	2	0	1	1	0	1	1
Sub-Total	23.43	14.92%	13,917	407,048	0.01%	1,548	658	2,206	1,546	372	1,918	2	286	288
Single Point Supply for Further Distribution					#DIV/0!									
C-1A (19)	0.22	0.14%	186	2,771	0.01%	0	9	9	0	5	5	0	4	4
C-1B (25)	1.82	1.16%	175	18,303	0.01%	97	63	160	97	37	133	0	27	27
C-1C(26)T Peak	0.33	0.21%	20	11,920	0.00%	61	12	73	61	8	69	0	4	4
C-1C(26)T Off Peak	2.04	1.30%	155	-	#DIV/0!	0	55	55	0	35	35	0	20	20
C-2A (28)	0.73	0.46%	16	-	#DIV/0!	0	23	23	0	15	15	0	8	8
C-2B (29)T Peak	0.78	0.50%	40	7,424	0.01%	37	27	65	37	18	56	0	9	9
C-2B(29)T Off-Peak	4.02	2.56%	13	17,579	0.03%	89	107	196	89	67	156	0	40	40
Sub-Total	9.95	6.34%	605	57,898	0.02%	284	296	580	284	184	468	0	112	112
Agriculture Tubewell - Tariff D					#DIV/0!									
Agriculture D-1A (41,42,43,44,46)	0.45	0.29%	2,127	92,555	0.00%	0	17	17	0	8	8	0	9	9
D2 (NOR)	0.93	0.59%	2,877	25,140	0.00%	60	32	92	60	19	79	0	13	13
D-2 (SUB)	-	0.00%		-	#DIV/0!	0	0	0	0	0	0	0	0	0
D-1B(T) Peak	1.66	1.06%		61,886	0.00%	149	44	193	149	22	171	0	22	22
D-1B(T) Off-Peak	2.76	1.76%	38	-	#DIV/0!	0	82	82	0	15	15	0	67	67
D-1B(T) Peak (NOR)	-	0.00%	-	-	#DIV/0!	0	0	0	0	0	0	0	0	0
D-1B(T) Peak (SUB)	0.18	0.11%	524	6,522	0.00%	16	6	22	16	1	17	0	5	5
D-1B(T) Peak (SUB)	-	0.00%	-	-	#DIV/0!	0	0	0	0	0	0	0	0	0
D-1B(T) Off-Peak	0.12	0.08%	3,704	-	#DIV/0!	0	3	3	0	1	1	0	2	2
	6.09	3.88%	9,270	186,103	0.00%	225	183	408	225	66	290	0	117	117
Public Lighting - Tariff G					#DIV/0!									
G(1)	1.08	0.69%	425	13,029	0.01%	0	34	34	0	22	22	0	11	11
Housing Colonies - Tariff H					#DIV/0!							0		0
H(1)	0.07	0.05%	19	2,334	0.00%	0	2	2	0	1	1	0	1	1
AJK Bulk Supply					#DIV/0!									0
	13.81	8.79%	14,384	106,027	0.01%	0	402	402	0	269	269	0	132	132
Total	157.04	100.00%	908,816	1,684,827	0.01%	2,980	4,272	7,253	2,978	2,125	5,104	2	2,147	2,149

Sukkur Electric Power Company Ltd.

FORM - 28 (b)

SUKKUR ELECTRIC POWR COMPANY LTD.

Proposed & Subsidy

FY 2022-23

Mar

Description	Unit Sale FY 2022-23	Sales Mix	No. of Consumers	Sanctioned Load	Load Factor	Revenue as per new proposed Tariff			Revenue as per GOP Notified Tariff			Subsidy		
						Fixed Charge	Variable Charge	Total	Fixed Charge	Variable Charge	Total	Fixed Charge	Variable Charge	Total
	(MkWh)	(%age)		(kW)	(%age)	(Rs/kW/M)		(Rs/kWh)	(Rs/kW/M)		(Rs/kWh)	(Rs/kW/M)		(Rs/kWh)
Residential														
Residential - A1														
Upto - 50	2.63	1.42%	68,102	106,027	0.00%	95	11	106	95	10	106	0	0	0
1-100 GoP Tariff	39.89	21.47%	375,639	104,391	0.04%	188	889	1,077	188	309	497	0	581	581
101 - 200 GoP Tariff	28.04	15.09%	119,536	176,040	0.02%	0	735	735	0	282	282	0	453	453
201 - 300 GoP Tariff	22.00	11.84%	76,084	98,176	0.03%	0	653	653	0	267	267	0	386	386
301 - 700 GoP Tariff	12.54	6.75%	75,586	146,375	0.01%	0	398	398	0	245	245	0	153	153
Above -700 GoP	1.90	1.02%	26,480	46,955	0.00%	0	66	66	0	43	43	0	23	23
A-1B(03) T Peak	0.12	0.06%	-	26,754	0.00%	0	4	4	0	3	3	0	1	1
A-1B(03) T Off- Peak	0.63	0.34%	2,856	-	#DIV/0!	0	17	17	0	10	10	0	7	7
E-11(55) Temp.	0.00	0.00%	2	9	0.01%	0	0	0	0	0	0	0	0	0
Sub-Total	107.76	58.00%	744,285	704,726	0.02%	283	2,774	3,057	283	1,170	1,453	0	1,604	1,604
For Peak Load Requirement Upto 20 KW					#DIV/0!									
Commercial - A2A (04)	4.50	2.42%	120,691	132,383	0.00%	278	156	434	278	90	368	0	67	67
A-2B(05)	0.84	0.45%	770	245	0.39%	1	27	28	1	18	20	0	9	9
A-2C (06) T Peak	1.42	0.76%	-	9,230	0.02%	44	49	93	44	33	78	0	16	16
A-2C (06) T Off -Peak	6.88	3.70%	4,450	66,003	0.01%	317	185	502	317	121	438	0	64	64
E-1ii(56) TEMP.	-	0.00%	-	-	#DIV/0!	0	0	0	0	0	0	0	0	0
Sub-Total	13.63	7.34%	125,911	207,862	0.01%	640	418	1,058	640	262	903	0	156	156
Industrial					#DIV/0!									
Industrial B-1 (07)	0.97	0.52%	4,654	66,294	0.00%	0	36	36	0	17	17	0	19	19
B-1 (08)	-	0.00%	55	-	#DIV/0!	0	0	0	0	0	0	0	0	0
B-1(09) PEAK	0.43	0.23%	-	46,136	0.00%	0	15	15	0	9	9	0	6	6
B-1(09) OFF-PEAK	4.27	2.30%	5,692	-	#DIV/0!	0	116	116	0	65	65	0	51	51
B-2A (10)	1.61	0.87%	805	72,555	0.00%	383	49	432	383	27	410	0	22	22
B-2B-(12) T Peak	2.19	1.18%	-	188,220	0.00%	994	76	1,070	994	45	1,039	0	30	30
B-2B-(12) T Off-Peak	14.98	8.06%	2,654	-	#DIV/0!	0	400	400	0	225	225	0	175	175
B-3 (14) T Peak	0.29	0.16%	-	3,018	0.01%	16	10	26	14	6	20	2	4	6
B-3 (14) T Off-Peak	1.59	0.85%	36	18,880	0.01%	95	38	133	95	24	119	0	14	14
B-4 (17) - Peak	0.17	0.09%	-	11,944	0.00%	60	6	66	60	4	64	0	2	2
B-4 (17) - Off Peak	1.13	0.61%	3	-	#DIV/0!	0	30	30	0	17	17	0	13	13
E-2 (58) Temp	0.09	0.05%	18	-	#DIV/0!	0	3	3	0	2	2	0	1	1
Sub-Total	27.72	14.92%	13,917	407,048	0.01%	1,548	778	2,327	1,546	440	1,986	2	339	341
Single Point Supply for Further Distribution					#DIV/0!									
C-1A (19)	0.26	0.14%	186	2,771	0.01%	0	10	10	0	5	5	0	5	5
C-1B (25)	2.16	1.16%	175	18,303	0.01%	97	75	172	97	43	140	0	32	32
C-1C(26)T Peak	0.40	0.21%	20	11,820	0.00%	61	14	75	61	9	71	0	4	4
C-1C(26)T Off Peak	2.41	1.30%	155	-	#DIV/0!	0	65	65	0	41	41	0	24	24
C-2A (28)	0.86	0.46%	16	-	#DIV/0!	0	27	27	0	17	17	0	10	10
C-2B (29)T Peak	0.93	0.50%	40	7,424	0.01%	37	32	70	37	22	59	0	10	10
C-2B(29)T Off-Peak	4.76	2.56%	13	17,579	0.03%	89	127	216	89	80	168	0	47	47
Sub-Total	11.78	6.34%	605	57,698	0.02%	284	350	634	284	218	502	0	132	132
Agriculture Tubewell - Tariff D					#DIV/0!									
Agriculture D-1A (41,42,43,44,46)	0.53	0.29%	2,127	92,555	0.00%	0	20	20	0	9	9	0	10	10
D2 (NOR)	1.10	0.59%	2,877	25,140	0.00%	60	38	98	60	23	83	0	15	15
D-2 (SUB)	-	0.00%		-	#DIV/0!	0	0	0	0	0	0	0	0	0
D-1B(T) Peak	1.96	1.06%		61,886	0.00%	149	52	201	149	26	175	0	26	26
D-1B(T) Off-Peak	3.26	1.76%	38	-	#DIV/0!	0	96	96	0	17	17	0	79	79
D-1B(T) Peak (NOR)	-	0.00%	-	-	#DIV/0!	0	0	0	0	0	0	0	0	0
D-1B(T) Peak (SUB)	0.21	0.11%	524	6,522	0.00%	16	7	23	16	2	17	0	6	6
D-1B(T) Peak (SUB)	-	0.00%	-	-	#DIV/0!	0	0	0	0	0	0	0	0	0
D-1B(T) Off-Peak	0.14	0.08%	3,704	-	#DIV/0!	0	3	3	0	1	1	0	2	2
	7.21	3.88%	9,270	186,103	0.00%	225	217	441	225	78	303	0	139	139
Public Lighting - Tariff G					#DIV/0!									
G(1)	1.28	0.69%	425	13,029	0.01%	0	40	40	0	26	26	0	13	13
Housing Colonies - Tariff H					#DIV/0!							0		0
H(1)	0.09	0.05%	19	2,334	0.00%	0	3	3	0	2	2	0	1	1
AJK Bulk Supply					#DIV/0!									0
	16.33	8.79%	14,384	106,027	0.02%	0	475	475	0	319	319	0	157	157
Total	185.79	100.00%	908,816	1,684,827	0.01%	2,980	5,054	8,035	2,978	2,514	5,493	2	2,540	2,542

Sukkur Electric Power Company Ltd.

FORM - 28 (b)

SUKKUR ELECTRIC POWR COMPANY LTD.

Proposed & Subsidy

FY 2022-23 (3rd Qtr)

Jan-Mar

Description	3rd Qtr	Sales Mix	No. of Consumers	Sanctioned Load	Load Factor	Revenue as per new proposed Tariff			Revenue as per GOP Notified Tariff			Subsidy		
						Fixed Charge	Variable Charge	Total	Fixed Charge	Variable Charge	Total	Fixed Charge	Variable Charge	Total
	(MkWh)	(%age)		(kW)	(%age)	(Rs/kW/M)		(Rs/kWh)	(Rs/kW/M)		(Rs/kWh)	(Rs/kW/M)		(Rs/kWh)
Residential														
Residential - A1														
Upto - 50	7.32	1.42%	89,102	106,027	0.01%	286	29	316	286	29	315	0	0	0
1-100 GoP Tariff	111.08	21.47%	375,639	104,391	0.12%	564	2,477	3,041	564	860	1,423	0	1,617	1,617
101 - 200 GoP Tariff	78.08	15.09%	119,536	176,040	0.05%	0	2,046	2,046	0	785	785	0	1,261	1,261
201 - 300 GoP Tariff	61.26	11.84%	76,084	98,176	0.07%	0	1,818	1,818	0	744	744	0	1,074	1,074
301 - 700 GoP Tariff	34.93	6.75%	75,685	118,375	0.03%	0	1,109	1,109	0	683	683	0	426	426
Above -700 GoP	5.30	1.02%	26,480	46,955	0.01%	0	185	185	0	120	120	0	65	65
A-1B(03) T Peak	0.34	0.06%	-	26,754	0.00%	0	12	12	0	8	8	0	4	4
A-1B(03) T Off- Peak	1.76	0.34%	2,956	-	#DIV/0!	0	48	48	0	29	29	0	19	19
E-11(55) Temp.	0.00	0.00%	2	9	0.01%	0	0	0	0	0	0	0	0	0
Sub-Total	300.07	58.00%	744,285	704,726	0.05%	850	7,724	8,574	850	3,258	4,108	0	4,466	4,466
For Peak Load Requirement Upto 20 KW					#DIV/0!									
Commercial - A2A (04)	12.52	2.42%	120,691	132,383	0.01%	834	435	1,269	834	250	1,084	0	185	185
A-2B(05)	2.35	0.45%	770	245	1.09%	4	75	79	4	51	55	0	24	24
A-2C (06) T Peak	3.95	0.76%	-	9,230	0.05%	133	137	270	133	93	226	0	44	44
A-2C (06) T Off -Peak	19.15	3.70%	4,450	66,003	0.03%	950	516	1,467	950	337	1,287	0	180	180
E-1ii(56) TEMP.	-	0.00%	-	-	#DIV/0!	0	0	0	0	0	0	0	0	0
Sub-Total	37.97	7.34%	125,911	207,862	0.02%	2,771	8,935	11,707	2,771	4,017	6,788	0	4,919	4,919
Industrial					#DIV/0!									
Industrial B-1 (07)	2.71	0.52%	4,654	66,294	0.00%	0	99	99	0	47	47	0	53	53
B-1 (08)	-	0.00%	55	-	#DIV/0!	0	0	0	0	0	0	0	0	0
B-1(09) PEAK	1.19	0.23%	-	46,136	0.00%	0	41	41	0	25	25	0	17	17
B-1(09) OFF-PEAK	11.88	2.30%	5,692	-	#DIV/0!	0	323	323	0	181	181	0	142	142
B-2A (10)	4.48	0.87%	805	72,555	0.01%	1,149	137	1,287	1,149	75	1,224	0	62	62
B-2B-(12) T Peak	6.09	1.18%	-	188,220	0.00%	2,981	211	3,192	2,981	126	3,108	0	85	85
B-2B-(12) T Off-Peak	41.72	8.06%	2,654	-	#DIV/0!	0	1,114	1,114	0	627	627	0	487	487
B-3 (14) T Peak	0.82	0.16%	-	3,018	0.03%	48	28	76	41	17	58	7	11	18
B-3 (14) T Off-Peak	4.42	0.85%	36	18,880	0.03%	285	106	392	285	66	351	0	40	40
B-4 (17) - Peak	0.49	0.09%	-	11,944	0.00%	181	17	197	181	10	191	0	6	6
B-4 (17) - Off Peak	3.15	0.61%	3	-	#DIV/0!	0	83	83	0	47	47	0	37	37
E-2 (58) Temp	0.24	0.05%	18	-	#DIV/0!	0	8	8	0	4	4	0	3	3
Sub-Total	77.19	14.92%	13,917	407,048	0.02%	4,645	2,168	6,812	4,638	1,224	5,863	7	943	950
Single Point Supply for Further Distribution					#DIV/0!									
C-1A (19)	0.74	0.14%	186	2,771	0.03%	0	28	28	0	15	15	0	13	13
C-1B (25)	6.00	1.16%	175	18,303	0.04%	290	209	499	290	121	411	0	88	88
C-1C(26)T Peak	1.10	0.21%	20	11,620	0.01%	184	38	222	184	26	210	0	12	12
C-1C(26)T Off Peak	6.72	1.30%	155	-	#DIV/0!	0	181	181	0	114	114	0	67	67
C-2A (28)	2.41	0.46%	16	-	#DIV/0!	0	75	75	0	48	48	0	27	27
C-2B (29)T Peak	2.59	0.50%	40	7,424	0.04%	112	90	202	112	61	173	0	29	29
C-2B(29)T Off-Peak	13.24	2.56%	13	17,579	0.09%	266	354	619	266	222	488	0	132	132
Sub-Total	32.79	6.34%	605	57,698	0.06%	852	974	1,826	852	606	1,458	0	367	367
Agriculture Tubewell - Tariff D					#DIV/0!									
Agriculture D-1A (41,42,43,44,46)	1.49	0.29%	2,127	92,555	0.00%	0	55	55	0	26	26	0	29	29
D2 (NOR)	3.05	0.59%	2,877	25,140	0.01%	181	106	287	181	63	244	0	43	43
D-2 (SUB)	-	0.00%		-	#DIV/0!	0	0	0	0	0	0	0	0	0
D-1B(T) Peak	5.46	1.06%		61,886	0.01%	446	145	591	446	73	518	0	73	73
D-1B(T) Off-Peak	9.09	1.76%	38	-	#DIV/0!	0	269	269	0	49	49	0	220	220
D-1B(T) Peak (NOR)	-	0.00%	-	-	#DIV/0!	0	0	0	0	0	0	0	0	0
D-1B(T) Peak (SUB)	0.58	0.11%	524	6,522	0.01%	47	20	67	47	4	51	0	16	16
D-1B(T) Peak (SUB)	-	0.00%	-	-	#DIV/0!	0	0	0	0	0	0	0	0	0
D-1B(T) Off-Peak	0.40	0.08%	3,704	-	#DIV/0!	0	10	10	0	3	3	0	7	7
	20.07	3.88%	9,270	186,103	0.01%	674	604	1,278	674	217	891	0	387	387
Public Lighting - Tariff G					#DIV/0!									
G(I)	3.56	0.69%	425	13,029	0.03%	0	110	110	0	74	74	0	37	37
Housing Colonies - Tariff H					#DIV/0!							0		0
H(1)	0.24	0.05%	19	2,334	0.01%	0	7	7	0	5	5	0	2	2
AJK Bulk Supply					#DIV/0!									0
	45.49	8.79%	14,384	106,027	0.05%	0	1,324	1,324	0	887	887	0	436	436
Total	517.37	100.00%	908,816	1,684,827	0.04%	9,791	21,847	31,638	9,785	10,289	20,073	7	11,558	11,565

Sukkur Electric Power Company Ltd.

FORM - 28 (b)

SUKKUR ELECTRIC POWR COMPANY LTD.

Proposed & Subsidy

FY 2022-23

Apr

Tariff Description	Unit Sale FY 2022-23	Sales Mix	No. of Consumers	Sanctioned Load	Load Factor	Revenue as per new proposed Tariff			Revenue as per GOP Notified Tariff			Subsidy		
						Fixed Charge	Variable Charge	Total	Fixed Charge	Variable Charge	Total	Fixed Charge	Variable Charge	Total
	(MkWh)	(%age)		(kW)	(%age)	(Rs/kW/M)		(Rs/kWh)	(Rs/kW/M)		(Rs/kWh)	(Rs/kW/M)		(Rs/kWh)
Residential														
Residential - A1														
Upto - 50	4.02	1.42%	68,102	106,027	0.00%	95	16	111	95	16	111	0	0	0
1-100 GoP Tariff	60.93	21.47%	375,639	104,391	0.07%	188	1,359	1,546	188	472	659	0	887	887
101 - 200 GoP Tariff	42.82	15.09%	119,536	176,040	0.03%	0	1,122	1,122	0	431	431	0	692	692
201 - 300 GoP Tariff	33.60	11.84%	76,084	98,178	0.04%	0	997	997	0	408	408	0	589	589
301 - 700 GoP Tariff	19.16	6.75%	75,586	146,375	0.01%	0	608	608	0	375	375	0	234	234
Above -700 GoP	2.91	1.02%	26,480	46,955	0.01%	0	101	101	0	66	66	0	35	35
A-1B(03) T Peak	0.18	0.06%	-	26,754	0.00%	0	6	6	0	4	4	0	2	2
A-1B(03) T Off- Peak	0.97	0.34%	2,856	-	#DIV/0!	0	26	26	0	16	16	0	10	10
E-11(55) Temp.	0.00	0.00%	2	9	0.01%	0	0	0	0	0	0	0	0	0
Sub-Total	184.58	58.00%	744,285	704,728	0.03%	283	4,237	4,520	283	1,787	2,070	0	2,450	2,450
For Peak Load Requirement Upto 20 KW					#DIV/0!									
Commercial - A2A (04)	6.87	2.42%	120,691	132,383	0.01%	278	239	517	278	137	415	0	102	102
A-2B(05)	1.29	0.45%	770	245	0.60%	1	41	43	1	28	29	0	13	13
A-2C (06) T Peak	2.16	0.76%	-	9,230	0.03%	44	75	119	44	51	95	0	24	24
A-2C (06) T Off -Peak	10.50	3.70%	4,450	66,003	0.02%	317	283	600	317	185	501	0	98	98
E-1ii(56) TEMP.	-	0.00%	-	-	#DIV/0!	0	0	0	0	0	0	0	0	0
Sub-Total	20.82	7.34%	125,911	207,862	0.01%	640	638	1,278	640	400	1,041	0	238	238
Industrial					#DIV/0!									
Industrial B-1 (07)	1.49	0.52%	4,654	66,294	0.00%	0	54	54	0	26	26	0	29	29
B-1 (08)	-	0.00%	55	-	#DIV/0!	0	0	0	0	0	0	0	0	0
B-1(09) PEAK	0.65	0.23%	-	46,136	0.00%	0	23	23	0	14	14	0	9	9
B-1(09) OFF-PEAK	6.52	2.30%	5,692	-	#DIV/0!	0	177	177	0	99	99	0	78	78
B-2A (10)	2.46	0.87%	805	72,555	0.00%	383	75	458	383	41	424	0	34	34
B-2B-(12) T Peak	3.34	1.18%	-	188,220	0.00%	994	116	1,110	994	69	1,063	0	46	46
B-2B-(12) T Off-Peak	22.88	8.06%	2,654	-	#DIV/0!	0	611	611	0	344	344	0	267	267
B-3 (14) T Peak	0.45	0.16%	-	3,018	0.02%	16	16	32	14	9	23	2	6	8
B-3 (14) T Off-Peak	2.42	0.85%	36	18,880	0.01%	95	58	153	95	36	131	0	22	22
B-4 (17) - Peak	0.27	0.09%	-	11,944	0.00%	60	9	69	60	6	66	0	4	4
B-4 (17) - Off Peak	1.73	0.61%	3	-	#DIV/0!	0	46	46	0	26	26	0	20	20
E-2 (58) Temp	0.13	0.05%	18	-	#DIV/0!	0	4	4	0	2	2	0	2	2
Sub-Total	42.34	14.92%	13,917	407,048	0.01%	1,548	1,189	2,737	1,546	672	2,218	2	517	520
Single Point Supply for Further Distribution					#DIV/0!									
C-1A (19)	0.40	0.14%	186	2,771	0.02%	0	15	15	0	8	8	0	7	7
C-1B (25)	3.29	1.16%	175	18,303	0.02%	97	114	211	97	66	163	0	48	48
C-1C(26)T Peak	0.60	0.21%	20	11,620	0.01%	61	21	82	61	14	76	0	7	7
C-1C(26)T Off Peak	3.69	1.30%	155	-	#DIV/0!	0	99	99	0	62	62	0	37	37
C-2A (28)	1.32	0.46%	16	-	#DIV/0!	0	41	41	0	26	26	0	15	15
C-2B (29)T Peak	1.42	0.50%	40	7,424	0.02%	37	49	87	37	33	71	0	16	16
C-2B(29)T Off-Peak	7.26	2.56%	13	17,579	0.05%	89	194	283	89	122	210	0	72	72
Sub-Total	17.99	6.34%	605	57,698	0.04%	284	534	818	284	333	617	0	202	202
Agriculture Tubewell - Tariff D					#DIV/0!									
Agriculture D-1A (41,42,43,44,46)	0.82	0.29%	2,127	92,555	0.00%	0	30	30	0	14	14	0	16	16
D2 (NOR)	1.67	0.59%	2,877	25,140	0.01%	60	58	118	60	34	95	0	24	24
D-2 (SUB)	-	0.00%		-	#DIV/0!	0	0	0	0	0	0	0	0	0
D-1B(T) Peak	2.99	1.06%		61,886	0.01%	149	80	228	149	40	188	0	40	40
D-1B(T) Off-Peak	4.98	1.76%	38	-	#DIV/0!	0	147	147	0	27	27	0	121	121
D-1B(T) Peak (NOR)	-	0.00%	-	-	#DIV/0!	0	0	0	0	0	0	0	0	0
D-1B(T) Peak (SUB)	0.32	0.11%	524	6,522	0.01%	16	11	27	16	2	18	0	9	9
D-1B(T) Peak (SUB)	-	0.00%	-	-	#DIV/0!	0	0	0	0	0	0	0	0	0
D-1B(T) Off-Peak	0.22	0.08%	3,704	-	#DIV/0!	0	5	5	0	2	2	0	4	4
	11.01	3.88%	9,270	186,103	0.01%	225	331	556	225	119	344	0	212	212
Public Lighting - Tariff G					#DIV/0!									
G(1)	1.95	0.69%	425	13,029	0.02%	0	61	61	0	40	40	0	20	20
Housing Colonies - Tariff H					#DIV/0!							0		0
H(1)	0.13	0.05%	19	2,334	0.01%	0	4	4	0	3	3	0	1	1
AJK Bulk Supply					#DIV/0!									0
	24.95	8.79%	14,384	106,027	0.03%	0	726	726	0	487	487	0	239	239
Total	283.77	100.00%	908,816	1,684,827	0.02%	2,980	7,720	10,700	2,978	3,841	6,819	2	3,879	3,881



FORM - 28 (b)

SUKKUR ELECTRIC POWR COMPANY LTD.

Proposed & Subsidy

FY 2022-23

May

Description	Unit Sale FY 2022-23	Sales Mix	No. of Consumers	Sanctioned Load	Load Factor	Revenue as per new proposed Tariff			Revenue as per GOP Notified Tariff			Subsidy		
						Fixed Charge	Variable Charge	Total	Fixed Charge	Variable Charge	Total	Fixed Charge	Variable Charge	Total
	(MkWh)	(%age)		(kW)	(%age)	(Rs/kW/M)		(Rs/kWh)	(Rs/kW/M)		(Rs/kWh)	(Rs/kW/M)		(Rs/kWh)
Residential														
Residential - A1														
Upto - 50	5.22	1.42%	68,102	106,027	0.01%	95	21	116	95	21	116	0	0	0
1-100 GoP Tariff	79.12	21.47%	375,639	104,391	0.09%	188	1,764	1,952	188	612	800	0	1,152	1,152
101 - 200 GoP Tariff	55.62	15.09%	119,536	176,040	0.04%	0	1,458	1,458	0	559	559	0	898	898
201 - 300 GoP Tariff	43.64	11.84%	76,084	98,176	0.05%	0	1,295	1,295	0	530	530	0	765	765
301 - 700 GoP Tariff	24.88	6.75%	75,586	146,375	0.02%	0	790	790	0	486	486	0	304	304
Above -700 GoP	3.77	1.02%	29,480	40,955	0.01%	0	131	131	0	85	85	0	46	46
A-1B(03) T Peak	0.24	0.06%	-	26,754	0.00%	0	8	8	0	5	5	0	3	3
A-1B(03) T Off- Peak	1.25	0.34%	2,356	-	#DIV/0!	0	34	34	0	20	20	0	14	14
E-11(55) Temp.	0.00	0.00%	2	9	0.01%	0	0	0	0	0	0	0	0	0
Sub-Total	213.74	58.00%	744,285	704,726	0.03%	283	5,502	5,785	283	2,321	2,604	0	3,182	3,182
For Peak Load Requirement Upto 20 KW					#DIV/0!									
Commercial - A2A (04)	8.92	2.42%	120,691	132,383	0.01%	278	310	588	278	178	456	0	132	132
A-2B(05)	1.67	0.45%	770	245	0.78%	1	54	55	1	36	37	0	17	17
A-2C (06) T Peak	2.81	0.76%	-	9,230	0.03%	44	97	142	44	66	111	0	31	31
A-2C (06) T Off -Peak	13.64	3.70%	4,450	66,003	0.02%	317	368	684	317	240	557	0	128	128
E-1ii(56) TEMP.	-	0.00%	-	-	#DIV/0!	0	0	0	0	0	0	0	0	0
Sub-Total	27.04	7.34%	125,911	207,862	0.01%	640	829	1,469	640	520	1,161	0	309	309
Industrial					#DIV/0!									
Industrial B-1 (07)	1.93	0.52%	4,654	66,294	0.00%	0	71	71	0	33	33	0	37	37
B-1 (08)	-	0.00%	55	-	#DIV/0!	0	0	0	0	0	0	0	0	0
B-1(09) PEAK	0.85	0.23%	-	46,136	0.00%	0	29	29	0	18	18	0	12	12
B-1(09) OFF-PEAK	8.46	2.30%	5,892	-	#DIV/0!	0	230	230	0	129	129	0	101	101
B-2A (10)	3.19	0.87%	805	72,555	0.01%	383	98	481	383	53	437	0	44	44
B-2B-(12) T Peak	4.34	1.18%	-	188,220	0.00%	994	150	1,144	994	90	1,084	0	60	60
B-2B-(12) T Off-Peak	29.71	8.06%	2,654	-	#DIV/0!	0	793	793	0	446	446	0	347	347
B-3 (14) T Peak	0.58	0.16%	-	3,018	0.02%	16	20	36	14	12	26	2	8	10
B-3 (14) T Off-Peak	3.15	0.85%	36	18,880	0.02%	95	76	171	95	47	142	0	29	29
B-4 (17) - Peak	0.35	0.09%	-	11,944	0.00%	60	12	72	60	7	67	0	5	5
B-4 (17) - Off Peak	2.25	0.61%	3	-	#DIV/0!	0	59	59	0	33	33	0	26	26
B-2 (58) Temp	0.17	0.05%	18	-	#DIV/0!	0	5	5	0	3	3	0	2	2
Sub-Total	54.99	14.92%	13,917	407,048	0.02%	1,548	1,544	3,092	1,546	872	2,418	2	672	674
Single Point Supply for Further Distribution					#DIV/0!									
C-1A (19)	0.52	0.14%	186	2,771	0.02%	0	20	20	0	11	11	0	9	9
C-1B (25)	4.28	1.16%	175	18,303	0.03%	97	149	245	97	86	183	0	63	63
C-1C(26)T Peak	0.78	0.21%	20	11,620	0.01%	61	27	89	61	18	80	0	9	9
C-1C(26)T Off Peak	4.79	1.30%	155	-	#DIV/0!	0	129	129	0	81	81	0	48	48
C-2A (28)	1.71	0.46%	16	-	#DIV/0!	0	53	53	0	34	34	0	19	19
C-2B (29)T Peak	1.84	0.50%	40	7,424	0.03%	37	64	101	37	43	81	0	20	20
C-2B(29)T Off-Peak	9.43	2.56%	13	17,579	0.06%	89	252	340	89	158	247	0	94	94
Sub-Total	23.38	6.34%	605	57,698	0.05%	284	694	978	284	432	716	0	262	262
Agriculture Tubewell - Tariff D					#DIV/0!									
Agriculture D-1A (41,42,43,44,46)	1.06	0.29%	2,127	92,555	0.00%	0	39	39	0	19	19	0	20	20
D2 (NOR)	2.17	0.59%	2,877	25,140	0.01%	60	75	136	60	45	105	0	31	31
D-2 (SUB)	-	0.00%		-	#DIV/0!	0	0	0	0	0	0	0	0	0
D-1B(T) Peak	3.89	1.06%		61,886	0.01%	149	103	252	149	52	200	0	52	52
D-1B(T) Off-Peak	6.47	1.76%	38	-	#DIV/0!	0	191	191	0	35	35	0	157	157
D-1B(T) Peak (NOR)	-	0.00%	-	-	#DIV/0!	0	0	0	0	0	0	0	0	0
D-1B(T) Peak (SUB)	0.42	0.11%	524	6,522	0.01%	16	14	30	16	3	19	0	11	11
D-1B(T) Peak (SUB)	-	0.00%	-	-	#DIV/0!	0	0	0	0	0	0	0	0	0
D-1B(T) Off-Peak	0.29	0.08%	3,704	-	#DIV/0!	0	7	7	0	2	2	0	5	5
	14.30	3.88%	9,270	186,103	0.01%	225	430	655	225	155	379	0	275	275
Public Lighting - Tariff G					#DIV/0!									
G(1)	2.54	0.69%	425	13,029	0.02%	0	79	79	0	52	52	0	26	26
Housing Colonies - Tariff H					#DIV/0!							0		0
H(1)	0.17	0.05%	19	2,334	0.01%	0	5	5	0	3	3	0	2	2
AJK Bulk Supply					#DIV/0!									0
	32.40	8.79%	14,384	106,027	0.03%	0	943	943	0	632	632	0	311	311
Total	368.53	100.00%	908,816	1,884,827	0.02%	2,980	10,025	13,006	2,978	4,988	7,966	2	5,038	5,040

Sukkur Electric Power Company Ltd

FORM - 28 (b)

SUKKUR ELECTRIC POWR COMPANY LTD.

Proposed & Subsidy

FY 2022-23

Jun

Description	Unit Sale FY 2022-23	Sales Mix	No. of Consumers	Sanctioned Load	Load Factor	Revenue as per new proposed Tariff			Revenue as per GOP Notified Tariff			Subsidy		
						Fixed Charge	Variable Charge	Total	Fixed Charge	Variable Charge	Total	Fixed Charge	Variable Charge	Total
	(MkWh)	(%age)		(kW)	(%age)	(Rs/kW/M)		(Rs/kWh)	(Rs/kW/M)		(Rs/kWh)	(Rs/kW/M)		(Rs/kWh)
Residentiai														
Residential - AI														
Upto - 50	4.61	1.42%	68,102	106,027	0.00%	95	18	114	95	18	114	0	0	0
1-100 GoP Tariff	69.99	21.47%	375,639	104,391	0.08%	188	1,561	1,749	188	542	730	0	1,019	1,019
101 - 200 GoP Tariff	49.20	15.09%	119,536	176,040	0.03%	0	1,289	1,289	0	495	495	0	794	794
201 - 300 GoP Tariff	38.60	11.84%	76,084	98,176	0.04%	0	1,146	1,146	0	469	469	0	677	677
301 - 700 GoP Tariff	22.01	6.75%	75,586	146,375	0.02%	0	699	699	0	430	430	0	269	269
Above -700 GoP	3.34	1.02%	26,480	46,955	0.01%	0	116	116	0	76	76	0	41	41
A-1B(03) T Peak	0.21	0.06%	-	26,754	0.00%	0	7	7	0	5	5	0	3	3
A-1B(03) T Off- Peak	1.11	0.34%	2,856	-	#DIV/0!	0	30	30	0	18	18	0	12	12
E-11(55) Temp.	0.00	0.00%	2	9	0.01%	0	0	0	0	0	0	0	0	0
Sub-Total	189.08	58.00%	744,285	704,726	0.03%	283	4,867	5,151	283	2,053	2,336	0	2,814	2,814
For Peak Load Requirement Upto 20 KW					#DIV/0!									
Commercial - A2A (04)	7.89	2.42%	120,691	132,383	0.01%	278	274	552	278	157	435	0	117	117
A-2B(05)	1.48	0.45%	770	245	0.69%	1	47	49	1	32	33	0	15	15
A-2C (06) T Peak	2.49	0.76%	-	9,230	0.03%	44	86	130	44	59	103	0	28	28
A-2C (06) T Off -Peak	12.07	3.70%	4,450	66,003	0.02%	317	325	642	317	212	529	0	113	113
E-1ii(56) TEMP.	-	0.00%	-	-	#DIV/0!	0	0	0	0	0	0	0	0	0
Sub-Total	23.92	7.34%	125,911	207,862	0.01%	640	733	1,373	640	460	1,101	0	273	273
Industrial					#DIV/0!									
Industrial B-1 (07)	1.71	0.52%	4,654	66,294	0.00%	0	63	63	0	29	29	0	33	33
B-1 (08)	-	0.00%	55	-	#DIV/0!	0	0	0	0	0	0	0	0	0
B-1(09) PEAK	0.75	0.23%	-	46,136	0.00%	0	26	26	0	16	16	0	11	11
B-1(09) OFF-PEAK	7.49	2.30%	5,692	-	#DIV/0!	0	203	203	0	114	114	0	89	89
B-2A (10)	2.83	0.87%	805	72,555	0.00%	383	87	470	383	47	430	0	39	39
B-2B-(12) T Peak	3.84	1.18%	-	188,220	0.00%	994	133	1,127	994	80	1,073	0	53	53
B-2B-(12) T Off-Peak	26.29	8.06%	2,654	-	#DIV/0!	0	702	702	0	395	395	0	307	307
B-3 (14) T Peak	0.52	0.16%	-	3,018	0.02%	16	18	34	14	11	24	2	7	9
B-3 (14) T Off-Peak	2.79	0.85%	36	18,880	0.02%	95	67	162	95	42	137	0	25	25
B-4 (17) - Peak	0.31	0.09%	-	11,944	0.00%	60	10	71	60	6	67	0	4	4
B-4 (17) - Off Peak	1.99	0.61%	3	-	#DIV/0!	0	53	53	0	29	29	0	23	23
E-2 (58) Temp	0.15	0.05%	18	-	#DIV/0!	0	5	5	0	3	3	0	2	2
Sub-Total	48.64	14.92%	13,917	407,048	0.01%	1,548	1,366	2,914	1,546	772	2,318	2	594	597
Single Point Supply for Further Distribution					#DIV/0!									
C-1A (19)	0.46	0.14%	186	2,771	0.02%	0	18	18	0	10	10	0	8	8
C-1B (25)	3.78	1.16%	175	18,303	0.02%	97	131	228	97	76	173	0	55	55
C-1C(26)T Peak	0.69	0.21%	20	11,620	0.01%	61	24	85	61	16	78	0	8	8
C-1C(26)T Off Peak	4.23	1.30%	155	-	#DIV/0!	0	114	114	0	72	72	0	42	42
C-2A (28)	1.52	0.46%	16	-	#DIV/0!	0	47	47	0	30	30	0	17	17
C-2B (29)T Peak	1.63	0.50%	40	7,424	0.03%	37	56	94	37	38	76	0	18	18
C-2B(29)T Off-Peak	8.34	2.56%	13	17,579	0.05%	89	223	311	89	140	228	0	83	83
Sub-Total	20.66	6.34%	605	57,698	0.04%	284	614	898	284	382	666	0	232	232
Agriculture Tubewell - Tariff D					#DIV/0!									
Agriculture D-1A (41,42,43,44,46)	0.94	0.29%	2,127	92,555	0.00%	0	34	34	0	17	17	0	18	18
D2 (NOR)	1.92	0.59%	2,877	25,140	0.01%	60	67	127	60	40	100	0	27	27
D-2 (SUB)	-	0.00%		-	#DIV/0!	0	0	0	0	0	0	0	0	0
D-1B(T) Peak	3.44	1.06%		61,886	0.01%	149	91	240	149	46	194	0	46	46
D-1B(T) Off-Peak	5.73	1.76%	38	-	#DIV/0!	0	169	169	0	31	31	0	139	139
D-1B(T) Peak (NOR)	-	0.00%	-	-	#DIV/0!	0	0	0	0	0	0	0	0	0
D-1B(T) Peak (SUB)	0.37	0.11%	524	6,522	0.01%	16	13	28	16	3	18	0	10	10
D-1B(T) Peak (SUB)	-	0.00%	-	-	#DIV/0!	0	0	0	0	0	0	0	0	0
D-1B(T) Off-Peak	0.25	0.08%	3,704	-	#DIV/0!	0	6	6	0	2	2	0	4	4
	12.65	3.88%	9,270	186,103	0.01%	225	381	605	225	137	361	0	244	244
Public Lighting - Tariff G					#DIV/0!									
G(1)	2.25	0.69%	425	13,029	0.02%	0	70	70	0	46	46	0	23	23
Housing Colonies - Tariff H					#DIV/0!							0		0
H(1)	0.15	0.05%	19	2,334	0.01%	0	5	5	0	3	3	0	2	2
AJK Bulk Supply					#DIV/0!									0
	28.66	8.79%	14,384	106,027	0.03%	0	834	834	0	559	559	0	275	275
Total	326.01	100.00%	908,816	1,684,827	0.02%	2,980	8,869	11,849	2,978	4,412	7,390	2	4,457	4,459

Sukkur Electric Power Company Ltd.

FORM - 28 (b)

SUKKUR ELECTRIC POWR COMPANY LTD.

Proposed & Subsidy

FY 2022-23 (4th Qtr)

Apr-Jun

Description	4th Qtr	Sales Mix	No. of Consumers	Sanctioned Load	Load Factor	Revenue as per new proposed Tariff			Revenue as per GOP Notified Tariff			Subsidy		
						Fixed Charge	Variable Charge	Total	Fixed Charge	Variable Charge	Total	Fixed Charge	Variable Charge	Total
	(MWh)	(%age)		(kW)	(%age)	(Rs/kW/M)		(Rs/kWh)	(Rs/kW/M)		(Rs/kWh)	(Rs/kW/M)		(Rs/kWh)
Residential														
Residential - A1														
Upto - 50	13.85	1.42%	68,102	106,027	0.01%	286	55	342	286	55	341	0	1	1
1-100 GoP Tariff	210.04	21.47%	375,639	104,391	0.23%	564	4,684	5,247	564	1,626	2,189	0	3,058	3,058
101 - 200 GoP Tariff	147.64	15.09%	119,536	176,040	0.10%	0	3,869	3,869	0	1,485	1,485	0	2,384	2,384
201 - 300 GoP Tariff	115.84	11.84%	76,084	98,176	0.13%	0	3,438	3,438	0	1,407	1,407	0	2,031	2,031
301 - 700 GoP Tariff	66.05	6.75%	75,586	146,375	0.05%	0	2,098	2,098	0	1,291	1,291	0	806	806
Above -700 GoP	10.02	1.02%	26,480	46,955	0.02%	0	349	349	0	227	227	0	122	122
A-1B(03) T Peak	0.63	0.06%	-	26,754	0.00%	0	22	22	0	14	14	0	8	8
A-1B(03) T Off- Peak	3.33	0.34%	2,856	-	#DIV/0!	0	90	90	0	54	54	0	36	36
E-11(55) Temp.	0.00	0.00%	2	9	0.03%	0	0	0	0	0	0	0	0	0
Sub-Total	567.40	58.00%	744,285	704,726	0.09%	850	14,606	15,456	850	6,160	7,010	0	8,446	8,446
For Peak Load Requirement Upto 20 KW					#DIV/0!									
Commercial - A2A (04)	23.68	2.42%	120,691	132,383	0.02%	834	823	1,657	834	472	1,306	0	351	351
A-2B(05)	4.44	0.45%	770	245	2.07%	4	142	146	4	96	100	0	46	46
A-2C (06) T Peak	7.46	0.76%	-	9,230	0.09%	133	258	391	133	176	309	0	83	83
A-2C (06) T Off -Peak	36.21	3.70%	4,450	66,003	0.06%	950	976	1,926	950	636	1,587	0	340	340
E-1ii(56) TEMP.	-	0.00%	-	-	#DIV/0!	0	0	0	0	0	0	0	0	0
Sub-Total	71.79	7.34%	125,911	207,862	0.04%	2,771	16,896	19,667	2,771	7,595	10,367	0	9,301	9,301
Industrial					#DIV/0!									
Industrial B-1 (07)	5.12	0.52%	4,654	66,294	0.01%	0	188	188	0	88	88	0	99	99
B-1 (08)	-	0.00%	55	-	#DIV/0!	0	0	0	0	0	0	0	0	0
B-1(09) PEAK	2.24	0.23%	-	46,136	0.01%	0	78	78	0	47	47	0	32	32
B-1(09) OFF-PEAK	22.47	2.30%	5,892	-	#DIV/0!	0	611	611	0	342	342	0	268	268
B-2A (10)	8.48	0.87%	805	72,555	0.01%	1,149	260	1,409	1,149	142	1,291	0	118	118
B-2B-(12) T Peak	11.52	1.18%	-	188,220	0.01%	2,981	399	3,381	2,981	239	3,220	0	160	160
B-2B-(12) T Off-Peak	78.88	8.06%	2,654	-	#DIV/0!	0	2,106	2,106	0	1,185	1,185	0	921	921
B-3 (14) T Peak	1.55	0.16%	-	3,018	0.06%	48	54	102	41	32	73	7	22	28
B-3 (14) T Off-Peak	8.36	0.85%	36	18,880	0.05%	285	201	486	285	125	410	0	76	76
B-4 (17) - Peak	0.92	0.09%	-	11,944	0.01%	181	31	212	181	19	200	0	12	12
B-4 (17) - Off Peak	5.96	0.61%	3	-	#DIV/0!	0	158	158	0	88	88	0	69	69
E-2 (58) Temp	0.46	0.05%	18	-	#DIV/0!	0	14	14	0	8	8	0	6	6
Sub-Total	145.96	14.92%	13,917	407,048	0.04%	4,645	4,099	8,744	4,638	2,315	6,953	7	1,784	1,790
Single Point Supply for Further Distribution					#DIV/0!									
C-1A (19)	1.39	0.14%	186	2,771	0.06%	0	53	53	0	29	29	0	25	25
C-1B (25)	11.35	1.16%	175	18,303	0.07%	290	395	684	290	228	518	0	166	166
C-1C(26)T Peak	2.08	0.21%	20	11,620	0.02%	184	72	256	184	49	233	0	23	23
C-1C(26)T Off Peak	12.71	1.30%	155	-	#DIV/0!	0	343	343	0	215	215	0	127	127
C-2A (28)	4.55	0.46%	16	-	#DIV/0!	0	141	141	0	91	91	0	50	50
C-2B (29)T Peak	4.89	0.50%	40	7,424	0.08%	112	169	282	112	115	227	0	54	54
C-2B(29)T Off-Peak	25.04	2.56%	13	17,579	0.16%	266	669	934	266	419	685	0	249	249
Sub-Total	62.01	6.34%	605	57,698	0.12%	852	1,841	2,594	852	1,147	1,999	0	695	695
Agriculture Tubewell - Tariff D					#DIV/0!									
Agriculture D-1A (41,42,43,44,46)	2.81	0.29%	2,127	92,555	0.00%	0	104	104	0	50	50	0	54	54
D2 (NOR)	5.77	0.59%	2,877	25,140	0.03%	181	200	381	181	119	300	0	81	81
D-2 (SUB)	-	0.00%		-	#DIV/0!	0	0	0	0	0	0	0	0	0
D-1B(T) Peak	10.32	1.06%		61,886	0.02%	446	275	720	446	137	583	0	137	137
D-1B(T) Off-Peak	17.18	1.76%	38	-	#DIV/0!	0	508	508	0	92	92	0	416	416
D-1B(T) Peak (NOR)	-	0.00%	-	-	#DIV/0!	0	0	0	0	0	0	0	0	0
D-1B(T) Peak (SUB)	1.10	0.11%	524	6,522	0.02%	47	38	85	47	8	55	0	30	30
D-1B(T) Peak (SUB)	-	0.00%	-	-	#DIV/0!	0	0	0	0	0	0	0	0	0
D-1B(T) Off-Peak	0.76	0.08%	3,704	-	#DIV/0!	0	18	18	0	6	6	0	12	12
	37.95	3.88%	9,270	186,103	0.02%	674	1,142	1,816	674	411	1,085	0	731	731
Public Lighting - Tariff G					#DIV/0!									
G(T)	6.74	0.69%	425	13,029	0.06%	0	209	209	0	139	139	0	70	70
Housing Colonies - Tariff H					#DIV/0!							0		0
H(1)	0.45	0.05%	19	2,334	0.02%	0	14	14	0	9	9	0	5	5
AJK Bulk Supply					#DIV/0!									0
	86.01	8.79%	14,384	106,027	0.09%	0	2,503	2,503	0	1,678	1,678	0	825	825
Total	978.31	100.00%	908,816	1,684,827	0.07%	9,791	41,310	51,102	9,785	19,455	29,240	7	21,855	21,862

Sukkur Electric Power Company Ltd.

FORM - 28 (b)

SUKKUR ELECTRIC POWR COMPANY LTD.

Proposed & Subsidy

FY 2023-24

Jul

Description	Unit Sale FY 2023-24	Sales Mix	No. of Consumers	Sanctioned Load	Load Factor	Revenue as per new proposed Tariff			Revenue as per GOP Notified Tariff			Subsidy		
						Fixed Charge	Variable Charge	Total	Fixed Charge	Variable Charge	Total	Fixed Charge	Variable Charge	Total
	(MkWh)	(%age)		(kW)	(%age)	(Rs/kW/M)		(Rs/kWh)	(Rs/kW/M)		(Rs/kWh)	(Rs/kW/M)		(Rs/kWh)
Residential														
Residential - A1														
Upto - 50	5.42	1.42%	68,102	106,027	0.01%	95	22	117	95	21	117	0	0	0
1-100 GoP Tariff	82.25	21.47%	425,639	104,391	0.09%	188	1,886	2,074	188	637	825	0	1,250	1,250
101 - 200 GoP Tariff	57.82	15.09%	119,536	176,040	0.04%	0	1,558	1,558	0	582	582	0	977	977
201 - 300 GoP Tariff	45.36	11.84%	76,084	98,176	0.05%	0	1,385	1,385	0	551	551	0	833	833
301 - 700 GoP Tariff	25.87	6.75%	75,586	146,375	0.02%	0	845	845	0	506	506	0	339	339
Above -700 GoP	3.92	1.02%	26,480	46,955	0.01%	0	141	141	0	89	89	0	52	52
A-1B(03) T Peak	0.25	0.06%	-	26,754	0.00%	0	9	9	0	6	6	0	3	3
A-1B(03) T Off- Peak	1.30	0.34%	2,856	-	#DIV/0!	0	36	36	0	21	21	0	15	15
E-11(55) Temp.	0.00	0.00%	2	9	0.01%	0	0	0	0	0	0	0	0	0
Sub-Total	**222.20**	**58.00%**	**794,285**	**704,726**	**0.04%**	**283**	**5,882**	**6,165**	**283**	**2,412**	**2,696**	**0**	**3,469**	**3,469**
For Peak Load Requirement Upto 20 KW					#DIV/0!									
Commercial - A2A (04)	9.27	2.42%	120,691	132,383	0.01%	278	331	609	278	185	463	0	146	146
A-2B(05)	1.74	0.45%	770	245	0.81%	1	57	59	1	38	39	0	20	20
A-2C (06) T Peak	2.92	0.76%	-	9,230	0.04%	44	104	148	44	69	113	0	35	35
A-2C (06) T Off -Peak	14.18	3.70%	4,450	66,003	0.02%	317	393	710	317	249	566	0	144	144
E-1ii(56) TEMP.	-	0.00%	-	-	#DIV/0!	0	0	0	0	0	0	0	0	0
Sub-Total	**28.11**	**7.34%**	**125,911**	**207,862**	**0.02%**	**640**	**886**	**1,526**	**640**	**541**	**1,181**	**0**	**345**	**345**
Industrial					#DIV/0!									
Industrial B-1 (07)	2.00	0.52%	4,654	66,294	0.00%	0	76	76	0	35	35	0	41	41
B-1 (08)	-	0.00%	55	-	#DIV/0!	0	0	0	0	0	0	0	0	0
B-1(09) PEAK	0.88	0.23%	-	46,136	0.00%	0	32	32	0	18	18	0	13	13
B-1(09) OFF-PEAK	8.80	2.30%	5,692	-	#DIV/0!	0	246	246	0	134	134	0	112	112
B-2A (10)	3.32	0.87%	805	72,555	0.01%	383	105	488	383	56	439	0	49	49
B-2B-(12) T Peak	4.51	1.18%	-	188,220	0.00%	994	161	1,155	994	94	1,087	0	67	67
B-2B-(12) T Off-Peak	30.89	8.06%	2,654	-	#DIV/0!	0	848	848	0	464	464	0	384	384
B-3 (14) T Peak	0.61	0.16%	-	3,018	0.02%	16	22	38	14	13	26	2	9	11
B-3 (14) T Off-Peak	3.27	0.85%	36	18,880	0.02%	95	81	176	95	49	144	0	32	32
B-4 (17) - Peak	0.36	0.09%	-	11,944	0.00%	60	13	73	60	7	68	0	5	5
B-4 (17) - Off Peak	2.33	0.61%	3	-	#DIV/0!	0	63	63	0	35	35	0	29	29
E-2 (58) Temp	0.18	0.05%	18	-	#DIV/0!	0	6	6	0	3	3	0	3	3
Sub-Total	**57.16**	**14.92%**	**13,917**	**407,948**	**0.02%**	**1,548**	**1,651**	**3,199**	**1,546**	**907**	**2,453**	**2**	**744**	**746**
Single Point Supply for Further Distribution					#DIV/0!									
C-1A (19)	0.54	0.14%	186	2,771	0.02%	0	21	21	0	11	11	0	10	10
C-1B (25)	4.44	1.16%	175	18,303	0.03%	97	159	256	97	89	186	0	69	69
C-1C(26)T Peak	0.82	0.21%	20	11,620	0.01%	61	29	90	61	19	81	0	10	10
C-1C(26)T Off Peak	4.98	1.30%	155	-	#DIV/0!	0	138	138	0	84	84	0	54	54
C-2A (28)	1.78	0.46%	16	-	#DIV/0!	0	57	57	0	35	35	0	21	21
C-2B (29)T Peak	1.91	0.50%	40	7,424	0.03%	37	68	106	37	45	83	0	23	23
C-2B(29)T Off-Peak	9.81	2.56%	13	17,579	0.06%	89	269	358	89	164	253	0	105	105
Sub-Total	**24.28**	**6.34%**	**605**	**57,698**	**0.05%**	**284**	**742**	**1,026**	**284**	**449**	**733**	**0**	**293**	**293**
Agriculture Tubewell - Tariff D					#DIV/0!									
Agriculture D-1A (41,42,43,44,46)	1.10	0.29%	2,127	92,555	0.00%	0	42	42	0	19	19	0	22	22
D2 (NOR)	2.26	0.59%	2,877	25,140	0.01%	60	81	141	60	46	107	0	34	34
D-2 (SUB)	-	0.00%		-	#DIV/0!	0	0	0	0	0	0	0	0	0
D-1B(T) Peak	4.04	1.06%		61,886	0.01%	149	111	259	149	54	202	0	57	57
D-1B(T) Off-Peak	6.73	1.76%	38	-	#DIV/0!	0	205	205	0	36	36	0	169	169
D-1B(T) Peak (NOR)	-	0.00%	-	-	#DIV/0!	0	0	0	0	0	0	0	0	0
D-1B(T) Peak (SUB)	0.43	0.11%	524	6,522	0.01%	16	15	31	16	3	19	0	12	12
D-1B(T) Peak (SUB)	-	0.00%	-	-	#DIV/0!	0	0	0	0	0	0	0	0	0
D-1B(T) Off-Peak	0.30	0.08%	3,704	-	#DIV/0!	0	7	7	0	2	2	0	5	5
	14.86	**3.88%**	**9,270**	**186,103**	**0.01%**	**225**	**460**	**685**	**225**	**161**	**385**	**0**	**299**	**299**
Public Lighting - Tariff G					#DIV/0!									
G(1)	2.64	0.69%	425	13,029	0.02%	0	84	84	0	54	54	0	30	30
Housing Colonies - Tariff H					#DIV/0!									0
H(1)	0.18	0.05%	19	2,334	0.01%	0	6	6	0	4	4	0	2	2
AJK Bulk Supply					#DIV/0!									0
	33.66	8.79%	14,384	106,027	0.04%	0	1,008	1,008	0	657	657	0	351	351
Total	**383.11**	**100.00%**	**958,816**	**1,684,827**	**0.03%**	**2,980**	**10,718**	**13,698**	**2,978**	**5,185**	**8,163**	**2**	**5,533**	**5,535**

Sukkur Electric Power Company Ltd.

FORM - 28 (b)

SUKKUR ELECTRIC POWR COMPANY LTD.

Proposed & Subsidy

Aug

FY 2023-24

Description	Unit Sale FY 2023-24	Sales Mix	No. of Consumers	Sanctioned Load	Load Factor	Revenue as per new proposed Tariff			Revenue as per GOP Notified Tariff			Subsidy		
						Fixed Charge	Variable Charge	Total	Fixed Charge	Variable Charge	Total	Fixed Charge	Variable Charge	Total
	(MkWh)	(%age)		(kW)	(%age)	(Rs/kW/M)		(Rs/kWh)	(Rs/kW/M)		(Rs/kWh)	(Rs/kW/M)		(Rs/kWh)
Residential														
Residential - AI														
Upto - 50	6.21	1.42%	68,102	106,027	0.01%	95	25	120	95	25	120	0	0	0
1-100 GoP Tariff	94.22	21.47%	425,639	104,391	0.10%	188	2,161	2,349	188	729	917	0	1,431	1,431
101 - 200 GoP Tariff	66.23	15.09%	119,536	176,040	0.04%	0	1,785	1,785	0	666	666	0	1,119	1,119
201 - 300 GoP Tariff	51.97	11.84%	76,084	98,176	0.06%	0	1,586	1,586	0	631	631	0	955	955
301 - 700 GoP Tariff	29.63	6.75%	75,586	146,375	0.02%	0	968	968	0	579	579	0	388	388
Above -700 GoP	4.49	1.02%	26,480	46,955	0.01%	0	161	161	0	102	102	0	59	59
A-1B(03) T Peak	0.28	0.06%	-	26,754	0.00%	0	10	10	0	6	6	0	4	4
A-1B(03) T Off- Peak	1.49	0.34%	2,856	-	#DIV/0!	0	42	42	0	24	24	0	17	17
E-11(55) Temp	0.00	0.00%	2	9	0.01%	0	0	0	0	0	0	0	0	0
Sub-Total	**254.54**	**58.00%**	**794,285**	**704,726**	**0.04%**	**283**	**6,738**	**7,021**	**283**	**2,763**	**3,047**	**0**	**3,974**	**3,974**
For Peak Load Requirement Upto 20 KW					#DIV/0!									
Commercial - A2A (04)	10.62	2.42%	120,691	132,383	0.01%	278	380	658	278	212	490	0	168	168
A-2B(05)	1.99	0.45%	770	245	0.93%	1	66	67	1	43	44	0	23	23
A-2C (06) T Peak	3.35	0.76%	-	9,230	0.04%	44	119	164	44	79	123	0	40	40
A-2C (06) T Off -Peak	16.24	3.70%	4,450	66,003	0.03%	317	450	767	317	286	602	0	165	165
E-1ii(56) TEMP.	-	0.00%	-	-	#DIV/0!	0	0	0	0	0	0	0	0	0
Sub-Total	**32.21**	**7.34%**	**125,911**	**207,862**	**0.02%**	**640**	**1,015**	**1,655**	**640**	**619**	**1,260**	**0**	**395**	**395**
Industrial					#DIV/0!									
Industrial B-1 (07)	2.30	0.52%	4,654	66,294	0.00%	0	87	87	0	40	40	0	47	47
B-1 (08)	-	0.00%	55	-	#DIV/0!	0	0	0	0	0	0	0	0	0
B-1(09) PEAK	1.01	0.23%	-	46,136	0.00%	0	36	36	0	21	21	0	15	15
B-1(09) OFF-PEAK	10.08	2.30%	5,692	-	#DIV/0!	0	282	282	0	153	153	0	128	128
B-2A (10)	3.80	0.87%	805	72,555	0.01%	383	120	503	383	64	447	0	56	56
B-2B-(12) T Peak	5.17	1.18%	-	188,220	0.00%	994	184	1,178	994	107	1,101	0	77	77
B-2B-(12) T Off-Peak	35.39	8.06%	2,654	-	#DIV/0!	0	972	972	0	532	532	0	440	440
B-3 (14) T Peak	0.70	0.16%	-	3,018	0.03%	16	25	41	14	14	28	2	10	13
B-3 (14) T Off-Peak	3.75	0.85%	36	18,880	0.02%	95	93	188	95	56	151	0	37	37
B-4 (17) - Peak	0.41	0.09%	-	11,944	0.00%	60	14	75	60	9	69	0	6	6
B-4 (17) - Off Peak	2.57	0.61%	3	-	#DIV/0!	0	73	73	0	40	40	0	33	33
E-2 /58) Temp	0.21	0.05%	18	-	#DIV/0!	0	7	7	0	4	4	0	3	3
Sub-Total	**65.48**	**14.92%**	**13,917**	**407,048**	**0.02%**	**1,548**	**1,891**	**3,439**	**1,546**	**1,039**	**2,585**	**2**	**852**	**855**
Single Point Supply for Further Distribution					#DIV/0!									
C-1A (19)	0.62	0.14%	186	2,771	0.03%	0	25	25	0	13	13	0	12	12
C-1B (25)	5.09	1.16%	175	18,303	0.03%	97	182	279	97	102	199	0	80	80
C-1C(26)T Peak	0.93	0.21%	20	11,620	0.01%	61	33	95	61	22	83	0	11	11
C-1C(26)T Off Peak	5.70	1.30%	155	-	#DIV/0!	0	158	158	0	97	97	0	61	61
C-2A (28)	2.04	0.46%	16	-	#DIV/0!	0	65	65	0	41	41	0	24	24
C-2B (29)T Peak	2.19	0.50%	40	7,424	0.03%	37	78	116	37	52	89	0	26	26
C-2B(29)T Off-Peak	11.23	2.56%	13	17,579	0.07%	89	308	397	89	188	277	0	120	120
Sub-Total	**27.82**	**6.34%**	**605**	**57,698**	**0.06%**	**284**	**850**	**1,134**	**284**	**514**	**798**	**0**	**335**	**335**
Agriculture Tubewell - Tariff D					#DIV/0!									
Agriculture D-1A (41,42,43,44,46)	1.26	0.29%	2,127	92,555	0.00%	0	48	48	0	22	22	0	26	26
D2 (NOR)	2.59	0.59%	2,877	25,140	0.01%	60	92	153	60	53	114	0	39	39
D-2 (SUB)	-	0.00%	-	-	#DIV/0!	0	0	0	0	0	0	0	0	0
D-1B(T) Peak	4.63	1.06%	-	61,886	0.01%	149	127	275	149	62	210	0	65	65
D-1B(T) Off-Peak	7.71	1.76%	38	-	#DIV/0!	0	234	234	0	41	41	0	193	193
D-1B(T) Peak (NOR)	-	0.00%	-	-	#DIV/0!	0	0	0	0	0	0	0	0	0
D-1B(T) Peak (SUB)	0.49	0.11%	524	6,522	0.01%	16	18	33	16	4	19	0	14	14
D-1B(T) Peak (SUB)	-	0.00%	-	-	#DIV/0!	0	0	0	0	0	0	0	0	0
D-1B(T) Off-Peak	0.34	0.08%	3,704	-	#DIV/0!	0	8	8	0	2	2	0	6	6
	17.02	**3.88%**	**9,270**	**186,103**	**0.01%**	**225**	**527**	**751**	**225**	**184**	**409**	**0**	**343**	**343**
Public Lighting - Tariff G					#DIV/0!									
G(I)	3.02	0.69%	425	13,029	0.03%	0	96	96	0	62	62	0	34	34
Housing Colonies - Tariff H					#DIV/0!							0		0
H(1)	0.20	0.05%	19	2,334	0.01%	0	6	6	0	4	4	0	2	2
AJK Bulk Supply					#DIV/0!									0
	38.58	8.79%	14,384	106,027	0.04%	0	1,155	1,155	0	753	753	0	402	402
Total	438.87	100.00%	958,816	1,684,827	0.03%	2,980	12,277	15,258	2,978	5,940	8,918	2	6,338	6,340

Sukkur Electric Power Company Ltd

FORM - 28 (b)

SUKKUR ELECTRIC POWR COMPANY LTD.

Proposed & Subsidy

Sep

FY 2023-24

Description	Unit Sale FY 2023-24	Sales Mix	No. of Consumers	Sanctioned Load	Load Factor	Revenue as per new proposed Tariff			Revenue as per GOP Notified Tariff			Subsidy		
						Fixed Charge	Variable Charge	Total	Fixed Charge	Variable Charge	Total	Fixed Charge	Variable Charge	Total
	(MkWh)	(%age)		(kW)	(%age)	(Rs/kW/M)		(Rs/kWh)	(Rs/kW/M)		(Rs/kWh)	(Rs/kW/M)		(Rs/kWh)
Residential														
Residential - A1														
Upto - 50	5.39	1.42%	68,102	106,027	0.01%	95	22	117	95	21	117	0	0	0
1-100 GoP Tariff	81.73	21.47%	425,639	104,391	0.09%	188	1,874	2,062	188	633	820	0	1,242	1,242
101 - 200 GoP Tariff	57.45	15.09%	119,536	176,040	0.04%	0	1,548	1,548	0	578	578	0	970	970
201 - 300 GoP Tariff	45.07	11.84%	76,084	98,176	0.05%	0	1,376	1,376	0	548	548	0	828	828
301 - 700 GoP Tariff	25.70	6.75%	75,586	146,375	0.02%	0	839	839	0	502	502	0	337	337
Above -700 GoP	3.90	1.02%	26,480	46,955	0.01%	0	140	140	0	88	88	0	51	51
A-1B(03) T Peak	0.25	0.06%	-	26,754	0.00%	0	9	9	0	6	6	0	3	3
A-1B(03) T Off- Peak	1.30	0.34%	2,856	-	#DIV/0!	0	36	36	0	21	21	0	15	15
E-11(55) Temp.	0.00	0.00%	2	9	0.01%	0	0	0	0	0	0	0	0	0
Sub-Total	220.78	58.00%	794,285	704,726	0.04%	283	5,844	6,127	283	2,397	2,680	0	3,447	3,447
For Peak Load Requirement Upto 20 KW					#DIV/0!									
Commercial - A2A (04)	9.21	2.42%	120,691	132,383	0.01%	278	329	607	278	184	462	0	145	145
A-2B(05)	1.73	0.45%	770	245	0.80%	1	57	58	1	37	39	0	20	20
A-2C (06) T Peak	2.90	0.76%	-	9,230	0.04%	44	103	148	44	68	113	0	35	35
A-2C (06) T Off -Peak	14.09	3.70%	4,450	66,003	0.02%	317	391	707	317	248	564	0	143	143
E-1ii(56) TEMP.	-	0.00%	-	-	#DIV/0!	0	0	0	0	0	0	0	0	0
Sub-Total	27.93	7.34%	125,911	207,862	0.02%	640	880	1,521	640	537	1,178	0	343	343
Industrial					#DIV/0!									
Industrial B-1 (07)	1.99	0.52%	4,554	66,294	0.00%	0	75	75	0	34	34	0	41	41
B-1 (08)	-	0.00%	55	-	#DIV/0!	0	0	0	0	0	0	0	0	0
B-1(09) PEAK	0.87	0.23%	-	46,138	0.00%	0	31	31	0	18	18	0	13	13
B-1(09) OFF-PEAK	8.74	2.30%	5,692	-	#DIV/0!	0	244	244	0	133	133	0	111	111
B-2A (10)	3.30	0.87%	805	72,555	0.01%	383	104	487	383	55	438	0	49	49
B-2B-(12) T Peak	4.48	1.18%	-	188,220	0.00%	994	160	1,154	994	93	1,087	0	67	67
B-2B-(12) T Off-Peak	30.69	8.06%	2,654	-	#DIV/0!	0	843	843	0	461	461	0	382	382
B-3 (14) T Peak	0.60	0.16%	-	3,018	0.02%	16	21	37	14	13	26	2	9	11
B-3 (14) T Off-Peak	3.25	0.85%	36	18,880	0.02%	95	80	175	95	49	144	0	32	32
B-4 (17) - Peak	0.36	0.09%	-	11,944	0.00%	60	13	73	60	7	68	0	5	5
B-4 (17) - Off Peak	2.32	0.61%	3	-	#DIV/0!	0	63	63	0	34	34	0	29	29
E-2 (58) Temp	0.18	0.05%	18	-	#DIV/0!	0	6	6	0	3	3	0	3	3
Sub-Total	56.79	14.92%	13,917	407,048	0.02%	1,548	1,640	3,188	1,546	901	2,447	2	739	742
Single Point Supply for Further Distribution					#DIV/0!									
C-1A (19)	0.54	0.14%	186	2,771	0.02%	0	21	21	0	11	11	0	10	10
C-1B (25)	4.42	1.16%	175	18,303	0.03%	97	158	255	97	89	186	0	69	69
C-1C(26)T Peak	0.81	0.21%	20	11,620	0.01%	61	29	90	61	19	80	0	10	10
C-1C(26)T Off Peak	4.94	1.30%	155	-	#DIV/0!	0	137	137	0	84	84	0	53	53
C-2A (28)	1.77	0.46%	16	-	#DIV/0!	0	56	56	0	35	35	0	21	21
C-2B (29)T Peak	1.90	0.50%	40	7,424	0.03%	37	68	105	37	45	82	0	23	23
C-2B(29)T Off-Peak	9.74	2.56%	13	17,579	0.06%	89	268	356	89	163	252	0	104	104
Sub-Total	24.13	6.34%	605	57,698	0.05%	284	737	1,021	284	446	730	0	291	291
Agriculture Tubewell - Tariff D					#DIV/0!									
Agriculture D-1A (41,42,43,44,46)	1.09	0.29%	2,127	92,555	0.00%	0	41	41	0	19	19	0	22	22
D2 (NOR)	2.25	0.59%	2,877	25,140	0.01%	60	80	140	60	46	106	0	34	34
D-2 (SUB)	-	0.00%	-	-	#DIV/0!	0	0	0	0	0	0	0	0	0
D-1B(T) Peak	4.02	1.06%	-	61,886	0.01%	149	110	258	149	53	202	0	56	56
D-1B(T) Off-Peak	6.69	1.76%	38	-	#DIV/0!	0	203	203	0	36	36	0	168	168
D-1B(T) Peak (NOR)	-	0.00%	-	-	#DIV/0!	0	0	0	0	0	0	0	0	0
D-1B(T) Peak (SUB)	0.43	0.11%	524	6,522	0.01%	16	15	31	16	3	19	0	12	12
D-1B(T) Peak (SUB)	-	0.00%	-	-	#DIV/0!	0	0	0	0	0	0	0	0	0
D-1B(T) Off-Peak	0.30	0.08%	3,704	-	#DIV/0!	0	7	7	0	2	2	0	5	5
	14.77	3.88%	9,270	186,103	0.01%	225	457	682	225	160	384	0	297	297
Public Lighting - Tariff G					#DIV/0!									
G(I)	2.62	0.69%	425	13,029	0.02%	0	84	84	0	54	54	0	29	29
Housing Colonies - Tariff H					#DIV/0!								0	0
H(1)	0.18	0.05%	19	2,334	0.01%	0	6	6	0	4	4	0	2	2
AJK Bulk Supply					#DIV/0!									0
	33.47	8.79%	14,384	106,027	0.04%	0	1,002	1,002	0	653	653	0	349	349
Total	380.66	100.00%	958,816	1,684,827	0.03%	2,980	10,649	13,630	2,978	5,152	8,130	2	5,497	5,499



FORM - 28 (b)

SUKKUR ELECTRIC POWR COMPANY LTD.

Proposed & Subsidy

FY 2023-24 (1st Qtr)

Jul-Sep

Description	Q1 1st Qtr	Sales Mix	No. of Consumers	Sanctioned Load	Load Factor	Revenue as per new proposed Tariff			Revenue as per GOP Notified Tariff			Subsidy		
						Fixed Charge	Variable Charge	Total	Fixed Charge	Variable Charge	Total	Fixed Charge	Variable Charge	Total
	(MkWh)	(%age)		(kW)	(%age)	(Rs/kW/M)		(Rs/kWh)	(Rs/kW/M)		(Rs/kWh)	(Rs/kW/M)		(Rs/kWh)
Residential														
Residential - A1														
Upto - 50	17.02	1.42%	88,102	106,027	0.02%	286	68	354	286	67	354	0	1	1
1-100 GoP Tariff	258.21	21.47%	425 639	104,391	0.28%	564	5,921	6,485	564	1,999	2,562	0	3,923	3,923
101 - 200 GoP Tariff	181.49	15.09%	119,536	176,040	0.12%	0	4,892	4,892	0	1,826	1,826	0	3,066	3,066
201 - 300 GoP Tariff	142.40	11.84%	76,084	98,176	0.17%	0	4,347	4,347	0	1,730	1,730	0	2,616	2,616
301 - 700 GoP Tariff	81.20	6.75%	75,586	146,375	0.06%	0	2,652	2,652	0	1,587	1,587	0	1,065	1,065
Above -700 GoP	12.32	1.02%	26,480	46,955	0.03%	0	441	441	0	279	279	0	162	162
A-1B(03) T Peak	0.78	0.06%	-	26,754	0.00%	0	28	28	0	18	18	0	10	10
A-1B(03) T Off- Peak	4.10	0.34%	2,856	-	#DIV/0!	0	114	114	0	67	67	0	48	48
E-11(55) Temp.	0.00	0.00%	2	9	0.03%	0	0	0	0	0	0	0	0	0
Sub-Total	**697.51**	**58.00%**	**794,285**	**704,726**	0.11%	**850**	**18,463**	**19,313**	**850**	**7,573**	**8,423**	**0**	**10,891**	**10,891**
For Peak Load Requirement Upto 20 KW														
Commercial - A2A (04)	29.11	2.42%	120,691	132,383	0.03%	834	1,040	1,874	834	581	1,415	0	460	460
A-2B(05)	5.46	0.45%	770	245	2.54%	4	180	184	4	118	122	0	62	62
A-2C (06) T Peak	9.17	0.76%	-	9,230	0.11%	133	327	460	133	216	349	0	111	111
A-2C (06) T Off -Peak	44.51	3.70%	4,450	66,003	0.08%	950	1,234	2,184	950	782	1,733	0	451	451
E-1ii(56) TEMP.	-	0.00%	-	-		0	0	0	0	0	0	0	0	0
Sub-Total	**88.25**	**7.34%**	**125,911**	**207,862**	0.05%	**2,771**	**21,359**	**24,130**	**2,771**	**9,337**	**12,108**	**0**	**12,022**	**12,022**
Industrial														
Industrial B-1 (07)	6.29	0.52%	4,654	66,294	0.01%	0	237	237	0	108	108	0	129	129
B-1 (08)	-	0.00%	55	-	#DIV/0!	0	0	0	0	0	0	0	0	0
B-1(09) PEAK	2.76	0.23%	-	46,136	0.01%	0	99	99	0	57	57	0	42	42
B-1(09) OFF-PEAK	27.82	2.30%	5,592	-	#DIV/0!	0	772	772	0	421	421	0	351	351
B-2A (10)	10.42	0.87%	805	72,555	0.02%	1,149	328	1,478	1,149	174	1,324	0	154	154
B-2B-(12) T Peak	14.17	1.18%	-	188,220	0.01%	2,981	505	3,486	2,981	294	3,275	0	211	211
B-2B-(12) T Off-Peak	96.97	8.06%	2,654	-	#DIV/0!	0	2,663	2,663	0	1,456	1,456	0	1,206	1,206
B-3 (14) T Peak	1.91	0.16%	-	3,018	0.07%	48	68	116	41	40	81	7	28	35
B-3 (14) T Off-Peak	10.28	0.85%	36	18,880	0.06%	285	254	539	285	153	439	0	100	100
B-4 (17) - Peak	1.13	0.09%	-	11,944	0.01%	181	40	220	181	23	204	0	16	16
B-4 (17) - Off Peak	7.33	0.61%	3	-	#DIV/0!	0	199	199	0	109	109	0	91	91
E-2 (58) Temp	0.56	0.05%	18	-	#DIV/0!	0	18	18	0	10	10	0	8	8
Sub-Total	**179.44**	**14.92%**	**13,917**	**407,048**	0.05%	**4,645**	**5,182**	**9,827**	**4,638**	**2,846**	**7,484**	**7**	**2,336**	**2,342**
Single Point Supply for Further Distribution					#DIV/0!									
C-1A (19)	1.71	0.14%	186	2,771	0.07%	0	67	67	0	35	35	0	32	32
C-1B (25)	13.95	1.16%	175	18,303	0.09%	290	499	789	290	281	571	0	218	218
C-1C(26)T Peak	2.56	0.21%	20	11,620	0.03%	184	91	275	184	60	244	0	31	31
C-1C(26)T Off Peak	15.62	1.30%	155	-	#DIV/0!	0	433	433	0	265	265	0	168	168
C-2A (28)	5.59	0.46%	16	-	#DIV/0!	0	178	178	0	111	111	0	67	67
C-2B (29)T Peak	6.01	0.50%	40	7,424	0.09%	112	214	326	112	142	254	0	73	73
C-2B(29)T Off-Peak	30.78	2.56%	13	17,579	0.20%	266	845	1,111	266	516	781	0	330	330
Sub-Total	**76.22**	**6.34%**	**605**	**57,698**	0.15%	**852**	**2,328**	**3,180**	**852**	**1,410**	**2,262**	**0**	**918**	**918**
Agriculture Tubewell - Tariff D					#DIV/0!									
Agriculture D-1A (41,42,43,44,46)	3.46	0.29%	2,127	92,555	0.00%	0	131	131	0	61	61	0	70	70
D2 (NOR)	7.09	0.59%	2,877	25,140	0.03%	181	253	434	181	146	327	0	107	107
D-2 (SUB)	-	0.00%	-	-	#DIV/0!	0	0	0	0	0	0	0	0	0
D-1B(T) Peak	12.69	1.06%	-	61,886	0.02%	446	347	793	446	169	614	0	178	178
D-1B(T) Off-Peak	21.12	1.76%	38	-	#DIV/0!	0	642	642	0	113	113	0	529	529
D-1B(T) Peak (NOR)	-	0.00%	-	-	#DIV/0!	0	0	0	0	0	0	0	0	0
D-1B(T) Peak (SUB)	1.35	0.11%	524	6,522	0.02%	47	48	95	47	10	57	0	38	38
D-1B(T) Peak (SUB)	-	0.00%	-	-	#DIV/0!	0	0	0	0	0	0	0	0	0
D-1B(T) Off-Peak	0.93	0.08%	3,704	-	#DIV/0!	0	23	23	0	7	7	0	16	16
	46.65	3.88%	9,270	186,103	0.03%	674	1,444	2,118	674	505	1,179	0	939	939
Public Lighting - Tariff G					#DIV/0!									
G(1)	8.28	0.69%	425	13,029	0.07%	0	264	264	0	171	171	0	93	93
Housing Colonies - Tariff H					#DIV/0!							0		0
H(1)	0.55	0.05%	19	2,334	0.03%	0	18	18	0	11	11	0	6	6
AJK Bulk Supply					#DIV/0!									0
	105.73	8.79%	14,384	106,027	0.11%	0	3,164	3,164	0	2,063	2,063	0	1,101	1,101
Total	1,202.64	100.00%	958,816	1,684,827	0.08%	9,791	52,222	62,013	9,785	23,916	33,701	7	28,308	28,312

Sukkur Electric Power Company Ltd.

FORM - 28 (b)

SUKKUR ELECTRIC POWR COMPANY LTD.

Proposed & Subsidy

Oct

FY 2023-24

Description	Unit Sale FY15 2023-24	Sales Mix	No. of Consumers	Sanctioned Load	Load Factor	Revenue as per new proposed Tariff			Revenue as per GOP Notified Tariff			Subsidy		
						Fixed Charge	Variable Charge	Total	Fixed Charge	Variable Charge	Total	Fixed Charge	Variable Charge	Total
	(MkWh)	(%age)		(kW)	(%age)	(Rs/kW/M)		(Rs/kWh)	(Rs/kW/M)		(Rs/kWh)	(Rs/kW/M)		(Rs/kWh)
Residential														
Residential - A1														
Upto - 50	4.62	1.42%	68,102	106,027	0.00%	95	18	114	95	18	114	0	0	0
1-100 GoP Tariff	70.08	21.47%	425,639	104,391	0.08%	188	1,607	1,795	188	542	730	0	1,065	1,065
101 - 200 GoP Tariff	49.26	15.09%	119,536	176,040	0.03%	0	1,328	1,328	0	496	496	0	832	832
201 - 300 GoP Tariff	38.65	11.84%	76,084	98,176	0.04%	0	1,180	1,180	0	470	470	0	710	710
301 - 700 GoP Tariff	22.04	6.75%	75,586	146,375	0.02%	0	720	720	0	431	431	0	289	289
Above -700 GoP	3.34	1.02%	26,480	46,955	0.01%	0	120	120	0	76	76	0	44	44
A-1B(03) T Peak	0.21	0.06%	-	26,754	0.00%	0	8	8	0	5	5	0	3	3
A-1B(03) T Off- Peak	1.11	0.34%	2,856	-	#DIV/0!	0	31	31	0	18	18	0	13	13
E-11(55) Temp.	0.00	0.00%	2	9	0.01%	0	0	0	0	0	0	0	0	0
Sub-Total	**189.32**	**58.00%**	**794,285**	**704,726**	**0.03%**	**283**	**5,011**	**5,295**	**283**	**2,055**	**2,339**	**0**	**2,956**	**2,956**
For Peak Load Requirement Upto 20 KW					#DIV/0!									
Commercial - A2A (04)	7.90	2.42%	120,691	132,383	0.01%	278	282	560	278	158	436	0	125	125
A-2B(05)	1.48	0.45%	770	245	0.69%	1	49	50	1	32	33	0	17	17
A-2C (06) T Peak	2.49	0.76%	-	9,230	0.03%	44	89	133	44	59	103	0	30	30
A-2C (06) T Off -Peak	12.08	3.70%	4,450	66,003	0.02%	317	335	652	317	212	529	0	123	123
E-1ii(56) TEMP.	-	0.00%	-	-	#DIV/0!	0	0	0	0	0	0	0	0	0
Sub-Total	**23.95**	**7.34%**	**125,911**	**207,862**	**0.01%**	**640**	**755**	**1,395**	**640**	**461**	**1,101**	**0**	**294**	**294**
Industrial					#DIV/0!									
Industrial B-1 (07)	1.71	0.52%	4,654	66,294	0.00%	0	64	64	0	29	29	0	35	35
B-1 (08)	-	0.00%	55	-	#DIV/0!	0	0	0	0	0	0	0	0	0
B-1(09) PEAK	0.75	0.23%	-	46,136	0.00%	0	27	27	0	16	16	0	11	11
B-1(09) OFF-PEAK	7.50	2.30%	5,692	-	#DIV/0!	0	210	210	0	114	114	0	95	95
B-2A (10)	2.83	0.87%	805	72,555	0.00%	383	89	472	383	47	430	0	42	42
B-2B-(12) T Peak	3.85	1.18%	-	188,220	0.00%	994	137	1,131	994	80	1,074	0	57	57
B-2B-(12) T Off-Peak	26.32	8.06%	2,654	-	#DIV/0!	0	723	723	0	395	395	0	327	327
B-3 (14) T Peak	0.52	0.16%	-	3,018	0.02%	16	18	34	14	11	24	2	8	10
B-3 (14) T Off-Peak	2.79	0.85%	36	18,880	0.02%	95	69	164	95	42	137	0	27	27
B-4 (17) - Peak	0.31	0.09%	-	11,944	0.00%	60	11	71	60	6	67	0	4	4
B-4 (17) - Off Peak	1.99	0.61%	3	-	#DIV/0!	0	54	54	0	30	30	0	25	25
E-2 (58) Temp	0.15	0.05%	18	-	#DIV/0!	0	5	5	0	3	3	0	2	2
Sub-Total	**48.70**	**14.92%**	**13,917**	**407,048**	**0.01%**	**1,548**	**1,407**	**2,955**	**1,546**	**773**	**2,319**	**2**	**634**	**636**
Single Point Supply for Further Distribution					#DIV/0!									
C-1A (19)	0.46	0.14%	186	2,771	0.02%	0	18	18	0	10	10	0	9	9
C-1B (25)	3.79	1.16%	175	18,303	0.02%	97	135	232	97	76	173	0	59	59
C-1C(26)T Peak	0.69	0.21%	20	11,820	0.01%	61	25	86	61	16	78	0	8	8
C-1C(26)T Off Peak	4.24	1.30%	155	-	#DIV/0!	0	118	118	0	72	72	0	46	46
C-2A (28)	1.52	0.46%	16	-	#DIV/0!	0	48	48	0	30	30	0	18	18
C-2B (29)T Peak	1.63	0.50%	40	7,424	0.03%	37	58	96	37	38	76	0	20	20
C-2B(29)T Off-Peak	8.35	2.56%	13	17,579	0.05%	89	229	318	89	140	229	0	89	89
Sub-Total	**20.69**	**6.34%**	**605**	**57,698**	**0.04%**	**284**	**632**	**916**	**284**	**383**	**667**	**0**	**249**	**249**
Agriculture Tubewell - Tariff D					#DIV/0!									
Agriculture D-1A (41,42,43,44,46)	0.94	0.29%	2,127	92,555	0.00%	0	36	36	0	17	17	0	19	19
D2 (NOR)	1.93	0.59%	2,877	25,140	0.01%	60	69	129	60	40	100	0	29	29
D-2 (SUB)	-	0.00%	-	-	#DIV/0!	0	0	0	0	0	0	0	0	0
D-1B(T) Peak	3.44	1.06%	-	61,886	0.01%	149	94	243	149	46	194	0	48	48
D-1B(T) Off-Peak	5.73	1.76%	38	-	#DIV/0!	0	174	174	0	31	31	0	144	144
D-1B(T) Peak (NOR)	-	0.00%	-	-	#DIV/0!	0	0	0	0	0	0	0	0	0
D-1B(T) Peak (SUB)	0.37	0.11%	524	6,522	0.01%	16	13	29	16	3	18	0	10	10
D-1B(T) Peak (SUB)	-	0.00%	-	-	#DIV/0!	0	0	0	0	0	0	0	0	0
D-1B(T) Off-Peak	0.25	0.08%	3,704	-	#DIV/0!	0	6	6	0	2	2	0	4	4
	12.66	**3.88%**	**9,270**	**186,103**	**0.01%**	**225**	**392**	**616**	**225**	**137**	**362**	**0**	**255**	**255**
Public Lighting - Tariff G					#DIV/0!									
G(1)	2.25	0.69%	425	13,029	0.02%	0	72	72	0	46	46	0	25	25
Housing Colonies - Tariff H					#DIV/0!							0		0
H(1)	0.15	0.05%	19	2,334	0.01%	0	5	5	0	3	3	0	2	2
AJK Bulk Supply					#DIV/0!									0
	28.70	8.79%	14,384	106,027	0.03%	0	859	859	0	560	560	0	299	299
Total	**326.42**	**100.00%**	**958,816**	**1,684,827**	**0.02%**	**2,980**	**9,132**	**12,112**	**2,978**	**4,418**	**7,396**	**2**	**4,714**	**4,716**

Sukkur Electric Power Company Ltd.

FORM - 28 (b)

SUKKUR ELECTRIC POWR COMPANY LTD.

Proposed & Subsidy

FY 2023-24

Nov

Description	Unit Sale FY 2023-24	Sales Mix	No. of Consumers	Sanctioned Load	Load Factor	Revenue as per new proposed Tariff			Revenue as per GOP Notified Tariff			Subsidy		
						Fixed Charge	Variable Charge	Total	Fixed Charge	Variable Charge	Total	Fixed Charge	Variable Charge	Total
	(MkWh)	(%age)		(kW)	(%age)	(Rs/kW/M)		(Rs/kWh)	(Rs/kW/M)		(Rs/kWh)	(Rs/kW/M)		(Rs/kWh)
Residential														
Residential - AI														
Upto - 50	3.37	1.42%	68,102	106,027	0.00%	95	13	109	95	13	109	0	0	0
1-100 GoP Tariff	51.07	21.47%	425,639	104,391	0.06%	188	1,171	1,359	188	395	583	0	776	776
101 - 200 GoP Tariff	35.90	15.09%	119,536	176,040	0.02%	0	968	968	0	361	361	0	606	606
201 - 300 GoP Tariff	28.17	11.84%	76,084	98,176	0.03%	0	860	860	0	342	342	0	518	518
301 - 700 GoP Tariff	16.06	6.75%	75,586	146,375	0.01%	0	525	525	0	314	314	0	211	211
Above -700 GoP	2.44	1.02%	26,480	46,955	0.01%	0	87	87	0	55	55	0	32	32
A-1B(03) T Peak	0.15	0.06%	-	26,754	0.00%	0	6	6	0	3	3	0	2	2
A-1B(03) T Off- Peak	0.81	0.34%	2,856	-	#DIV/0!	0	23	23	0	13	13	0	9	9
E-11(55) Temp.	0.00	0.00%	2	9	0.01%	0	0	0	0	0	0	0	0	0
Sub-Total	137.97	58.00%	794,285	704,726	0.02%	283	3,652	3,935	283	1,498	1,781	0	2,154	2,154
For Peak Load Requirement Upto 20 KW					#DIV/0!									
Commercial - A2A (04)	5.76	2.42%	120,691	132,383	0.00%	278	206	484	278	115	393	0	91	91
A-2B(05)	1.08	0.45%	770	245	0.50%	1	36	37	1	23	25	0	12	12
A-2C (06) T Peak	1.81	0.76%	-	9,230	0.02%	44	65	109	44	43	87	0	22	22
A-2C (06) T Off -Peak	8.80	3.70%	4,450	66,003	0.02%	317	244	561	317	155	472	0	89	89
E-1ii(56) TEMP.	-	0.00%	-	-	#DIV/0!	0	0	0	0	0	0	0	0	0
Sub-Total	17.46	7.34%	125,911	207,862	0.01%	640	550	1,191	640	336	976	0	214	214
Industrial					#DIV/0!									
Industrial B-1 (07)	1.24	0.52%	4,654	66,294	0.00%	0	47	47	0	21	21	0	25	25
B-1 (08)	-	0.00%	55	-	#DIV/0!	0	0	0	0	0	0	0	0	0
B-1(09) PEAK	0.55	0.23%	-	46,136	0.00%	0	20	20	0	11	11	0	8	8
B-1(09) OFF-PEAK	5.46	2.30%	5,692	-	#DIV/0!	0	153	153	0	83	83	0	69	69
B-2A (10)	2.06	0.87%	805	72,555	0.00%	383	65	448	383	34	418	0	30	30
B-2B-(12) T Peak	2.80	1.18%	-	188,220	0.00%	994	100	1,094	994	58	1,052	0	42	42
B-2B-(12) T Off-Peak	19.18	8.06%	2,654	-	#DIV/0!	0	527	527	0	288	288	0	239	239
B-3 (14) T Peak	0.38	0.16%	-	3,018	0.01%	16	13	29	14	8	22	2	6	8
B-3 (14) T Off-Peak	2.03	0.85%	36	18,880	0.01%	95	50	145	95	30	126	0	20	20
B-4 (17) - Peak	0.22	0.09%	-	11,944	0.00%	60	8	68	60	5	65	0	3	3
B-4 (17) - Off Peak	1.45	0.61%	3	-	#DIV/0!	0	39	39	0	22	22	0	18	18
E-2 (58) Temp	0.11	0.05%	18	-	#DIV/0!	0	4	4	0	2	2	0	2	2
Sub-Total	35.49	14.92%	13,917	407,048	0.01%	1,548	1,025	2,573	1,548	563	2,109	2	462	464
Single Point Supply for Further Distribution					#DIV/0!									
C-1A (19)	0.34	0.14%	186	2,771	0.01%	0	13	13	0	7	7	0	6	6
C-1B (25)	2.76	1.16%	175	18,303	0.02%	97	99	195	97	56	152	0	43	43
C-1C(26)T Peak	0.51	0.21%	20	11,620	0.00%	61	18	79	61	12	73	0	6	6
C-1C(26)T Off Peak	3.09	1.30%	155	-	#DIV/0!	0	86	86	0	52	52	0	33	33
C-2A (28)	1.11	0.46%	16	-	#DIV/0!	0	35	35	0	22	22	0	13	13
C-2B (29)T Peak	1.19	0.50%	40	7,424	0.02%	37	42	80	37	28	65	0	14	14
C-2B(29)T Off-Peak	6.09	2.56%	13	17,579	0.04%	89	167	256	89	102	191	0	65	65
Sub-Total	15.08	6.34%	605	57,698	0.03%	284	461	745	284	279	563	0	182	182
Agriculture Tubewell - Tariff D					#DIV/0!									
Agriculture D-1A (41,42,43,44,46)	0.68	0.29%	2,127	92,555	0.00%	0	26	26	0	12	12	0	14	14
D2 (NOR)	1.40	0.59%	2,877	25,140	0.01%	60	50	110	60	29	89	0	21	21
D-2 (SUB)	-	0.00%	-	-	#DIV/0!	0	0	0	0	0	0	0	0	0
D-1B(T) Peak	2.51	1.06%	-	61,886	0.00%	149	69	217	149	33	182	0	35	35
D-1B(T) Off-Peak	4.18	1.76%	38	-	#DIV/0!	0	127	127	0	22	22	0	105	105
D-1B(T) Peak (NOR)	-	0.00%	-	-	#DIV/0!	0	0	0	0	0	0	0	0	0
D-1B(T) Peak (SUB)	0.27	0.11%	524	6,522	0.00%	16	10	25	16	2	18	0	8	8
D-1B(T) Peak (SUB)	-	0.00%	-	-	#DIV/0!	0	0	0	0	0	0	0	0	0
D-1B(T) Off-Peak	0.18	0.08%	3,704	-	#DIV/0!	0	5	5	0	1	1	0	3	3
	9.23	3.88%	9,270	186,103	0.01%	225	286	510	225	100	324	0	186	186
Public Lighting - Tariff G					#DIV/0!									
G(1)	1.64	0.69%	425	13,029	0.01%	0	52	52	0	34	34	0	18	18
Housing Colonies - Tariff H					#DIV/0!							0		0
H(1)	0.11	0.05%	19	2,334	0.01%	0	3	3	0	2	2	0	1	1
AJK Bulk Supply					#DIV/0!									0
	20.91	8.79%	14,384	106,027	0.02%	0	626	626	0	408	408	0	218	218
Total	237.89	100.00%	958,316	1,684,827	0.02%	2,980	6,855	9,635	2,978	3,220	6,198	2	3,435	3,438

Sukkur Electric Power Company Ltd.

FORM - 28 (b)

SUKKUR ELECTRIC POWR COMPANY LTD.

Proposed & Subsidy

FY 2023-24

Dec

Description	Unit Sale FY 2023-24	Sales Mix	No. of Consumers	Sanctioned Load	Load Factor	Revenue as per new proposed Tariff			Revenue as per GOP Notified Tariff			Subsidy		
						Fixed Charge	Variable Charge	Total	Fixed Charge	Variable Charge	Total	Fixed Charge	Variable Charge	Total
	(MkWh)	(%age)		(kW)	(%age)	(Rs/kW/M)		(Rs/kWh)	(Rs/kW/M)		(Rs/kWh)	(Rs/kW/M)		(Rs/kWh)
Residential														
Residential - A1														
Upto - 50	3.11	1.42%	68,102	106,027	0.00%	95	12	108	95	12	108	0	0	0
1-100 GoP Tariff	47.24	21.47%	425,639	104,391	0.05%	188	1,083	1,271	188	366	554	0	718	718
101 - 200 GoP Tariff	33.20	15.09%	119,536	176,040	0.02%	0	895	895	0	334	334	0	561	561
201 - 300 GoP Tariff	26.05	11.84%	76,084	98,176	0.03%	0	795	795	0	317	317	0	479	479
301 - 700 GoP Tariff	14.86	6.75%	75,586	146,375	0.01%	0	485	485	0	290	290	0	195	195
Above -700 GoP	2.25	1.02%	26,480	46,955	0.01%	0	81	81	0	51	51	0	30	30
A-1B(03) T Peak	0.14	0.06%	-	26,754	0.00%	0	5	5	0	3	3	0	2	2
A-1B(03) T Off- Peak	0.75	0.34%	2,856	-	#DIV/0!	0	21	21	0	12	12	0	9	9
E-11(55) Temp.	0.00	0.00%	2	9	0.01%	0	0	0	0	0	0	0	0	0
Sub-Total	**127.61**	**58.00%**	**794,285**	**704,726**	**0.02%**	**283**	**3,378**	**3,661**	**283**	**1,385**	**1,669**	**0**	**1,992**	**1,992**
For Peak Load Requirement Upto 20 KW					#DIV/0!									
Commercial - A2A (04)	5.33	2.42%	120,691	132,383	0.00%	278	190	468	278	106	384	0	84	84
A-2B(05)	1.00	0.45%	770	245	0.46%	1	33	34	1	22	23	0	11	11
A-2C (06) T Peak	1.68	0.76%	-	9,230	0.02%	44	60	104	44	40	84	0	20	20
A-2C (06) T Off -Peak	8.14	3.70%	4,450	66,003	0.01%	317	226	543	317	143	460	0	83	83
E-1ii(56) TEMP.	-	0.00%	-	-	#DIV/0!	0	0	0	0	0	0	0	0	0
Sub-Total	**16.15**	**7.34%**	**125,911**	**207,862**	**0.01%**	**640**	**509**	**1,149**	**640**	**311**	**951**	**0**	**198**	**198**
Industrial					#DIV/0!									
Industrial B-1 (07)	1.15	0.52%	4,654	66,294	0.00%	0	43	43	0	20	20	0	24	24
B-1 (08)	-	0.00%	55	-	#DIV/0!	0	0	0	0	0	0	0	0	0
B-1(09) PEAK	0.50	0.23%	-	45,136	0.00%	0	18	18	0	10	10	0	8	8
B-1(09) OFF-PEAK	5.05	2.30%	5,692	-	#DIV/0!	0	141	141	0	77	77	0	64	64
B-2A (10)	1.91	0.87%	805	72,555	0.00%	383	60	443	383	32	415	0	28	28
B-2B-(12) T Peak	2.59	1.18%	-	188,220	0.00%	994	92	1,086	994	54	1,048	0	39	39
B-2B-(12) T Off-Peak	17.74	8.06%	2,654	-	#DIV/0!	0	487	487	0	266	266	0	221	221
B-3 (14) T Peak	0.35	0.16%	-	3,018	0.01%	16	12	28	14	7	21	2	5	7
B-3 (14) T Off-Peak	1.88	0.85%	36	18,880	0.01%	95	46	142	95	28	123	0	18	18
B-4 (17) - Peak	0.21	0.09%	-	11,944	0.00%	60	7	67	60	4	64	0	3	3
B-4 (17) - Off Peak	1.34	0.61%	3	-	#DIV/0!	0	36	36	0	20	20	0	17	17
E-2 (58) Temp	0.10	0.05%	18	-	#DIV/0!	0	3	3	0	2	2	0	1	1
Sub-Total	**32.83**	**14.92%**	**13,917**	**407,048**	**0.01%**	**1,548**	**948**	**2,496**	**1,546**	**521**	**2,067**	**2**	**427**	**430**
Single Point Supply for Further Distribution					#DIV/0!									
C-1A (19)	0.31	0.14%	186	2,771	0.01%	0	12	12	0	6	6	0	6	6
C-1B (25)	2.55	1.16%	175	18,303	0.02%	97	91	188	97	51	148	0	40	40
C-1C(26)T Peak	0.47	0.21%	20	11,620	0.00%	61	17	78	61	11	72	0	6	6
C-1C(26)T Off Peak	2.86	1.30%	155	-	#DIV/0!	0	79	79	0	48	48	0	31	31
C-2A (28)	1.02	0.46%	16	-	#DIV/0!	0	33	33	0	20	20	0	12	12
C-2B (29)T Peak	1.10	0.50%	40	7,424	0.02%	37	39	77	37	26	63	0	13	13
C-2B(29)T Off-Peak	5.63	2.56%	13	17,579	0.04%	89	155	243	89	94	183	0	60	60
Sub-Total	**13.95**	**6.34%**	**605**	**57,698**	**0.03%**	**284**	**426**	**710**	**284**	**258**	**542**	**0**	**168**	**168**
Agriculture Tubewell - Tariff D					#DIV/0!									
Agriculture D-1A (41,42,43,44,46)	0.63	0.29%	2,127	92,555	0.00%	0	24	24	0	11	11	0	13	13
D2 (NOR)	1.30	0.59%	2,877	25,140	0.01%	60	46	107	60	27	87	0	20	20
D-2 (SUB)	-	0.00%	-	-	#DIV/0!	0	0	0	0	0	0	0	0	0
D-1B(T) Peak	2.32	1.06%	-	61,886	0.00%	149	63	212	149	31	179	0	33	33
D-1B(T) Off-Peak	3.86	1.76%	38	-	#DIV/0!	0	117	117	0	21	21	0	97	97
D-1B(T) Peak (NOR)	-	0.00%	-	-	#DIV/0!	0	0	0	0	0	0	0	0	0
D-1B(T) Peak (SUB)	0.25	0.11%	524	6,522	0.00%	16	9	24	16	2	17	0	7	7
D-1B(T) Peak (SUB)	-	0.00%	-	-	#DIV/0!	0	0	0	0	0	0	0	0	0
D-1B(T) Off-Peak	0.17	0.08%	3,704	-	#DIV/0!	0	4	4	0	1	1	0	3	3
	8.53	**3.88%**	**9,270**	**186,103**	**0.01%**	**225**	**264**	**489**	**225**	**92**	**317**	**0**	**172**	**172**
Public Lighting - Tariff G					#DIV/0!									
G(1)	1.52	0.69%	425	13,029	0.01%	0	48	48	0	31	31	0	17	17
Housing Colonies - Tariff H					#DIV/0!								0	0
H(1)	0.10	0.05%	19	2,334	0.00%	0	3	3	0	2	2	0	1	1
AJK Bulk Supply					#DIV/0!									0
	19.34	8.79%	14,384	106,027	0.02%	0	579	579	0	377	377	0	201	201
Total	**220.03**	**100.00%**	**958,816**	**1,684,827**	**0.01%**	**2,980**	**6,155**	**9,136**	**2,978**	**2,978**	**5,956**	**2**	**3,178**	**3,180**

Sukkur Electric Power Company Ltd

FORM - 28 (b)

SUKKUR ELECTRIC POWR COMPANY LTD.

Proposed & Subsidy

FY 2023-24 (2nd Qtr)

Oct-Dec

Description	2nd Qtr	Sales Mix	No. of Consumers	Sanctioned Load	Load Factor	Revenue as per new proposed Tariff			Revenue as per GOP Notified Tariff			Subsidy		
						Fixed Charge	Variable Charge	Total	Fixed Charge	Variable Charge	Total	Fixed Charge	Variable Charge	Total
	(MkWh)	(%age)		(kW)	(%age)	(Rs/kW/M)		(Rs/kWh)	(Rs/kW/M)		(Rs/kWh)	(Rs/kW/M)		(Rs/kWh)
Residential														
Residential - A1														
Upto - 50	11.10	1.42%	58,102	106,027	0.01%	286	44	331	286	44	330	0	1	1
1-100 GoP Tariff	168.40	21.47%	425,839	104,391	0.18%	564	3,862	4,425	564	1,303	1,867	0	2,558	2,558
101 - 200 GoP Tariff	118.37	15.09%	119,536	176,040	0.08%	0	3,190	3,190	0	1,191	1,191	0	2,000	2,000
201 - 300 GoP Tariff	92.87	11.84%	76,084	98,176	0.11%	0	2,835	2,835	0	1,128	1,128	0	1,706	1,706
301 - 700 GoP Tariff	52.96	6.75%	75,588	146,375	0.04%	0	1,730	1,730	0	1,035	1,035	0	694	694
Above -700 GoP	8.03	1.02%	26,480	46,955	0.02%	0	288	288	0	182	182	0	106	106
A-1B(03) T Peak	0.51	0.06%	-	26,754	0.00%	0	18	18	0	12	12	0	7	7
A-1B(03) T Off- Peak	2.67	0.34%	2,856	-	#DIV/0!	0	75	75	0	44	44	0	31	31
E-11(55) Temp.	0.00	0.00%	2	9	0.02%	0	0	0	0	0	0	0	0	0
Sub-Total	454.91	58.00%	794,285	704,726	0.07%	850	12,041	12,891	850	4,939	5,789	0	7,103	7,103
For Peak Load Requirement Upto 20 KW					#DIV/0!									
Commercial - A2A (04)	18.99	2.42%	120,591	132,383	0.02%	834	679	1,513	834	379	1,213	0	300	300
A-2B(05)	3.56	0.45%	770	245	1.66%	4	117	121	4	77	81	0	40	40
A-2C (06) T Peak	5.98	0.76%	-	9,230	0.07%	133	213	346	133	141	274	0	72	72
A-2C (06) T Off -Peak	29.03	3.70%	4,450	66,003	0.05%	950	805	1,755	950	510	1,461	0	294	294
E-1ii(56) TEMP.	-	0.00%	-	-	#DIV/0!	0	0	0	0	0	0	0	0	0
Sub-Total	57.56	7.34%	125,911	207,862	0.03%	2,771	13,930	16,701	2,771	6,089	8,861	0	7,840	7,840
Industrial					#DIV/0!									
Industrial B-1 (07)	4.10	0.52%	4,654	66,294	0.01%	0	155	155	0	71	71	0	84	84
B-1 (08)	-	0.00%	55	-	#DIV/0!	0	0	0	0	0	0	0	0	0
B-1(09) PEAK	1.80	0.23%	-	46,136	0.00%	0	64	64	0	37	37	0	27	27
B-1(09) OFF-PEAK	18.01	2.30%	5,892	-	#DIV/0!	0	503	503	0	274	274	0	229	229
B-2A (10)	6.80	0.87%	805	72,555	0.01%	1,149	214	1,363	1,149	114	1,263	0	100	100
B-2B-(12) T Peak	9.24	1.18%	-	188,220	0.01%	2,981	329	3,311	2,981	192	3,173	0	138	138
B-2B-(12) T Off-Peak	63.24	8.06%	2,654	-	#DIV/0!	0	1,736	1,736	0	950	950	0	787	787
B-3 (14) T Peak	1.24	0.16%	-	3,018	0.05%	48	44	92	41	26	67	7	19	25
B-3 (14) T Off-Peak	6.70	0.85%	36	18,880	0.04%	285	165	451	285	100	386	0	65	65
B-4 (17) - Peak	0.74	0.09%	-	11,944	0.01%	131	25	206	181	15	196	0	11	11
B-4 (17) - Off Peak	4.78	0.61%	3	-	#DIV/0!	0	130	130	0	71	71	0	59	59
E-2 (58) Temp	0.37	0.05%	18	-	#DIV/0!	0	12	12	0	7	7	0	5	5
Sub-Total	117.02	14.92%	13,917	407,048	0.03%	4,645	3,380	8,024	4,638	1,856	6,494	7	1,523	1,530
Single Point Supply for Further Distribution					#DIV/0!									
C-1A (19)	1.12	0.14%	186	2,771	0.05%	0	44	44	0	23	23	0	21	21
C-1B (25)	9.10	1.16%	175	18,303	0.06%	290	325	615	290	183	473	0	142	142
C-1C(26)T Peak	1.67	0.21%	20	11,620	0.02%	184	59	244	184	39	223	0	20	20
C-1C(26)T Off Peak	10.19	1.30%	155	-	#DIV/0!	0	282	282	0	173	173	0	110	110
C-2A (28)	3.65	0.46%	16	-	#DIV/0!	0	116	116	0	73	73	0	44	44
C-2B (29)T Peak	3.92	0.50%	40	7,424	0.06%	112	140	252	112	92	205	0	47	47
C-2B(29)T Off-Peak	20.08	2.56%	13	17,579	0.13%	266	551	817	266	336	602	0	215	215
Sub-Total	49.71	6.34%	605	57,698	0.10%	852	1,518	2,370	852	919	1,771	0	599	599
Agriculture Tubewell - Tariff D					#DIV/0!									
Agriculture D-1A (41,42,43,44,46)	2.25	0.29%	2,127	92,555	0.00%	0	85	85	0	40	40	0	46	46
D2 (NOR)	4.63	0.59%	2,877	25,140	0.02%	181	165	346	181	95	276	0	70	70
D-2 (SUB)	-	0.00%	-	-	#DIV/0!	0	0	0	0	0	0	0	0	0
D-1B(T) Peak	8.28	1.06%	-	61,886	0.02%	446	226	672	446	110	556	0	116	116
D-1B(T) Off-Peak	13.78	1.76%	38	-	#DIV/0!	0	419	419	0	74	74	0	345	345
D-1B(T) Peak (NOR)	-	0.00%	-	-	#DIV/0!	0	0	0	0	0	0	0	0	0
D-1B(T) Peak (SUB)	0.88	0.11%	524	6,522	0.02%	47	31	78	47	6	53	0	25	25
D-1B(T) Peak (SUB)	-	0.00%	-	-	#DIV/0!	0	0	0	0	0	0	0	0	0
D-1B(T) Off-Peak	0.61	0.08%	3,704	-	#DIV/0!	0	15	15	0	4	4	0	10	10
	30.42	3.88%	9,270	186,103	0.02%	674	942	1,615	674	329	1,003	0	612	612
Public Lighting - Tariff G					#DIV/0!									
G(I)	5.40	0.69%	425	13,029	0.05%	0	172	172	0	111	111	0	61	61
Housing Colonies - Tariff H					#DIV/0!							0		0
H(1)	0.36	0.05%	19	2,334	0.02%	0	11	11	0	7	7	0	4	4
AJK Bulk Supply					#DIV/0!									0
	68.96	8.79%	14,384	106,027	0.07%	0	2,064	2,064	0	1,345	1,345	0	718	718
Total	784.34	100.00%	958,816	1,684,827	0.05%	9,791	34,058	43,850	9,785	15,598	25,382	7	18,461	18,467

Sukkur Electric Power Company Ltd.

FORM - 28 (b)

SUKKUR ELECTRIC POWR COMPANY LTD.

Proposed & Subsidy

FY 2023-24

Jan

Description	Unit Sale FY 2023-24	Sales Mix	No. of Consumers	Sanctioned Load	Load Factor	Revenue as per new proposed Tariff			Revenue as per GOP Notified Tariff			Subsidy		
						Fixed Charge	Variable Charge	Total	Fixed Charge	Variable Charge	Total	Fixed Charge	Variable Charge	Total
	(MkWh)	(%age)		(kW)	(%age)	(Rs/kW/M)		(Rs/kWh)	(Rs/kW/M)		(Rs/kWh)	(Rs/kW/M		(Rs/kWh)
Residential														
Residential - Al														
Upto - 50	2.98	1.42%	68,102	106,027	0.00%	95	12	107	95	12	107	0	0	0
1-100 GoP Tariff	45.27	21.47%	425,639	104,391	0.05%	188	1,038	1,226	188	350	538	0	688	688
101 - 200 GoP Tariff	31.82	15.09%	119,536	178,040	0.02%	0	858	858	0	320	320	0	538	538
201 - 300 GoP Tariff	24.97	11.84%	76,084	98,176	0.03%	0	762	762	0	303	303	0	459	459
301 - 700 GoP Tariff	14.24	6.75%	75,586	146,375	0.01%	0	465	465	0	278	278	0	187	187
Above -700 GoP	2.16	1.02%	26,480	46,955	0.01%	0	77	77	0	49	49	0	28	28
A-1B(03) T Peak	0.14	0.06%	-	26,754	0.00%	0	5	5	0	3	3	0	2	2
A-1B(03) T Off- Peak	0.72	0.34%	2,856	-	#DIV/0!	0	20	20	0	12	12	0	8	8
E-11(55) Temp.	0.00	0.00%	2	9	0.01%	0	0	0	0	0	0	0	0	0
Sub-Total	122.30	58.00%	794,285	704,726	0.02%	283	3,237	3,521	283	1,328	1,611	0	1,909	1,909
For Peak Load Requirement Upto 20 KW					#DIV/0!									
Commercial - A2A (04)	5.10	2.42%	120,691	132,383	0.00%	278	182	460	278	102	380	0	81	81
A-2B(05)	0.96	0.45%	770	245	0.45%	1	32	33	1	21	22	0	11	11
A-2C (06) T Peak	1.61	0.76%	-	9,230	0.02%	44	57	102	44	38	82	0	19	19
A-2C (06) T Off -Peak	7.80	3.70%	4,450	66,003	0.01%	317	216	533	317	137	454	0	79	79
E-1ii(56) TEMP.	-	0.00%	-	-	#DIV/0!	0	0	0	0	0	0	0	0	0
Sub-Total	15.47	7.34%	125,911	207,862	0.01%	640	488	1,128	640	298	938	0	190	190
Industrial					#DIV/0!									
Industrial B-1 (07)	1.10	0.52%	4,654	66,294	0.00%	0	42	42	0	19	19	0	23	23
B-1 (08)	-	0.00%	55	-	#DIV/0!	0	0	0	0	0	0	0	0	0
B-1(09) PEAK	0.48	0.23%	-	46,136	0.00%	0	17	17	0	10	10	0	7	7
B-1(09) OFF-PEAK	4.84	2.30%	5,692	-	#DIV/0!	0	135	135	0	74	74	0	62	62
B-2A (10)	1.83	0.87%	805	72,555	0.00%	383	58	441	383	31	414	0	27	27
B-2B-(12) T Peak	2.48	1.18%	-	188,220	0.00%	994	88	1,082	994	51	1,045	0	37	37
B-2B-(12) T Off-Peak	17.00	8.06%	2,654	-	#DIV/0!	0	467	467	0	255	255	0	211	211
B-3 (14) T Peak	0.33	0.16%	-	3,018	0.01%	16	12	28	14	7	21	2	5	7
B-3 (14) T Off-Peak	1.80	0.85%	36	18,880	0.01%	95	44	140	95	27	122	0	18	18
B-4 (17) - Peak	0.20	0.09%	-	11,944	0.00%	60	7	67	60	4	64	0	3	3
B-4 (17) - Off Peak	1.29	0.61%	3	-	#DIV/0!	0	35	35	0	19	19	0	16	16
E-2 (58) Temp	0.10	0.05%	18	-	#DIV/0!	0	3	3	0	2	2	0	1	1
Sub-Total	31.46	14.92%	13,917	407,048	0.01%	1,548	909	2,457	1,546	499	2,045	2	410	412
Single Point Supply for Further Distribution					#DIV/0!									
C-1A (19)	0.30	0.14%	186	2,771	0.01%	0	12	12	0	6	6	0	6	6
C-1B (25)	2.45	1.16%	175	18,303	0.02%	97	87	184	97	49	146	0	38	38
C-1C(26)T Peak	0.45	0.21%	20	11,620	0.00%	61	16	77	61	11	72	0	5	5
C-1C(26)T Off Peak	2.74	1.30%	155	-	#DIV/0!	0	76	76	0	46	46	0	30	30
C-2A (28)	0.98	0.46%	16	-	#DIV/0!	0	31	31	0	20	20	0	12	12
C-2B (29)T Peak	1.05	0.50%	40	7,424	0.02%	37	38	75	37	25	62	0	13	13
C-2B(29)T Off-Peak	5.40	2.56%	13	17,579	0.04%	89	148	237	89	90	179	0	58	58
Sub-Total	13.36	6.34%	605	57,698	0.03%	284	408	692	284	247	531	0	161	161
Agriculture Tubewell - Tariff D					#DIV/0!									
Agriculture D-1A (41,42,43,44,46)	0.61	0.29%	2,127	92,555	0.00%	0	23	23	0	11	11	0	12	12
D2 (NOR)	1.24	0.59%	2,877	25,140	0.01%	60	44	105	60	26	86	0	19	19
D-2 (SUB)	-	0.00%	-	-	#DIV/0!	0	0	0	0	0	0	0	0	0
D-1B(T) Peak	2.22	1.06%	-	61,886	0.00%	149	61	209	149	30	178	0	31	31
D-1B(T) Off-Peak	3.70	1.76%	38	-	#DIV/0!	0	113	113	0	20	20	0	93	93
D-1B(T) Peak (NOR)	-	0.00%	-	-	#DIV/0!	0	0	0	0	0	0	0	0	0
D-1B(T) Peak (SUB)	0.24	0.11%	524	6,522	0.00%	16	8	24	16	2	17	0	7	7
D-1B(T) Peak (SUB)	-	0.00%	-	-	#DIV/0!	0	0	0	0	0	0	0	0	0
D-1B(T) Off-Peak	0.16	0.08%	3,704	-	#DIV/0!	0	4	4	0	1	1	0	3	3
	8.18	3.88%	9,270	186,103	0.01%	225	253	478	225	89	313	0	165	165
Public Lighting - Tariff G					#DIV/0!									
G(1)	1.45	0.69%	425	13,029	0.01%	0	46	46	0	30	30	0	16	16
Housing Colonies - Tariff H					#DIV/0!							0		0
H(1)	0.10	0.05%	19	2,334	0.00%	0	3	3	0	2	2	0	1	1
AJK Bulk Supply					#DIV/0!									0
	18.54	8.79%	14,384	106,027	0.02%	0	555	555	0	362	362	0	193	193
Total	210.86	100.00%	958,816	1,684,827	0.01%	2,980	5,899	8,879	2,978	2,854	5,832	2	3,045	3,047

Sukkur Electric Power Company Ltd.

FORM - 28 (b)

SUKKUR ELECTRIC POWR COMPANY LTD.

Proposed & Subsidy

FY 2023-24

Feb

Description	Unit Sale FY 2023-24	Sales Mix	No. of Consumers	Sanctioned Load	Load Factor	Revenue as per new proposed Tariff			Revenue as per GOP Notified Tariff			Subsidy		
						Fixed Charge	Variable Charge	Total	Fixed Charge	Variable Charge	Total	Fixed Charge	Variable Charge	Total
	(MkWh)	(%age)		(kW)	(%age)	(Rs/kW/M)		(Rs/kWh)	(Rs/kW/M)		(Rs/kWh)	(Rs/kW/M)		(Rs/kWh)
Residential														
Residential - A1														
Upto - 50	2.68	1.42%	88,102	106,027	0.00%	95	11	106	95	11	106	0	0	0
1-100 GoP Tariff	40.71	21.47%	425,639	104,391	0.04%	188	934	1,121	188	315	503	0	618	618
101 - 200 GoP Tariff	28.61	15.09%	119,536	176,040	0.02%	0	771	771	0	288	288	0	483	483
201 - 300 GoP Tariff	22.45	11.84%	76,984	98,176	0.03%	0	685	685	0	273	273	0	412	412
301 - 700 GoP Tariff	12.80	6.75%	75,586	146,375	0.01%	0	418	418	0	250	250	0	168	168
Above -700 GoP	1.94	1.02%	26,480	46,955	0.00%	0	70	70	0	44	44	0	26	26
A-1B(03) T Peak	0.12	0.06%	-	26,754	0.00%	0	4	4	0	3	3	0	2	2
A-1B(03) T Off- Peak	0.65	0.34%	2,855	-	#DIV/0!	0	18	18	0	11	11	0	7	7
E-1(55) Temp.	0.00	0.00%	2	9	0.01%	0	0	0	0	0	0	0	0	0
Sub-Total	109.97	58.00%	794,285	704,726	0.02%	283	2,911	3,194	283	1,194	1,477	0	1,717	1,717
For Peak Load Requirement Upto 20 KW					#DIV/0!									
Commercial - A2A (04)	4.59	2.42%	120,591	132,383	0.00%	278	164	442	278	92	370	0	72	72
A-2B(05)	0.86	0.45%	770	245	0.40%	1	28	30	1	19	20	0	10	10
A-2C (06) T Peak	1.45	0.76%	-	9,230	0.02%	44	52	96	44	34	78	0	17	17
A-2C (06) T Off -Peak	7.02	3.70%	4,450	66,003	0.01%	317	195	511	317	123	440	0	71	71
E-1ii(56) TEMP.	-	0.00%	-	-	#DIV/0!	0	0	0	0	0	0	0	0	0
Sub-Total	13.91	7.34%	125,911	207,862	0.01%	640	438	1,079	640	268	908	0	171	171
Industrial					#DIV/0!									
Industrial B-1 (07)	0.99	0.52%	4,554	66,294	0.00%	0	37	37	0	17	17	0	20	20
B-1 (08)	-	0.00%	55	-	#DIV/0!	0	0	0	0	0	0	0	0	0
B-1(09) PEAK	0.43	0.23%	-	46,136	0.00%	0	16	16	0	9	9	0	7	7
B-1(09) OFF-PEAK	4.35	2.30%	5,692	-	#DIV/0!	0	122	122	0	66	66	0	55	55
B-2A (10)	1.64	0.87%	805	72,555	0.00%	383	52	435	383	27	411	0	24	24
B-2B-(12) T Peak	2.23	1.18%	-	188,220	0.00%	994	80	1,073	994	46	1,040	0	33	33
B-2B-(12) T Off-Peak	15.29	8.06%	2,654	-	#DIV/0!	0	420	420	0	230	230	0	190	190
B-3 (14) T Peak	0.30	0.16%	-	3,018	0.01%	16	11	27	14	6	20	2	4	7
B-3 (14) T Off-Peak	1.62	0.85%	36	18,880	0.01%	95	40	135	95	24	119	0	16	16
B-4 (17) - Peak	0.18	0.09%	-	11,944	0.00%	60	6	66	60	4	64	0	3	3
B-4 (17) - Off Peak	1.16	0.61%	3	-	#DIV/0!	0	31	31	0	17	17	0	14	14
E-2 (58) Temp	0.09	0.05%	18	-	#DIV/0!	0	3	3	0	2	2	0	1	1
Sub-Total	28.29	14.92%	13,917	407,048	0.01%	1,548	817	2,365	1,546	449	1,995	2	368	370
Single Point Supply for Further Distribution					#DIV/0!									
C-1A (19)	0.27	0.14%	186	2,771	0.01%	0	11	11	0	6	6	0	5	5
C-1B (25)	2.20	1.16%	175	18,303	0.01%	97	79	175	97	44	141	0	34	34
C-1C(26)T Peak	0.40	0.21%	20	11,620	0.00%	61	14	76	61	10	71	0	5	5
C-1C(26)T Off Peak	2.46	1.30%	155	-	#DIV/0!	0	68	68	0	42	42	0	27	27
C-2A (28)	0.88	0.46%	16	-	#DIV/0!	0	28	28	0	18	18	0	11	11
C-2B (29)T Peak	0.95	0.50%	40	7,424	0.01%	37	34	71	37	22	60	0	11	11
C-2B(29)T Off-Peak	4.85	2.56%	13	17,579	0.03%	89	133	222	89	81	170	0	52	52
Sub-Total	12.02	6.34%	605	57,698	0.02%	284	367	651	284	222	506	0	145	145
Agriculture Tubewell - Tariff D					#DIV/0!									
Agriculture D-1A (41,42,43,44,46)	0.54	0.29%	2,127	92,555	0.00%	0	21	21	0	10	10	0	11	11
D2 (NOR)	1.12	0.59%	2,877	25,140	0.01%	60	40	100	60	23	83	0	17	17
D-2 (SUB)	-	0.00%	-	-	#DIV/0!	0	0	0	0	0	0	0	0	0
D-1B(T) Peak	2.00	1.06%	-	61,886	0.00%	149	55	203	149	27	175	0	28	28
D-1B(T) Off-Peak	3.33	1.76%	38	-	#DIV/0!	0	101	101	0	18	18	0	83	83
D-1B(T) Peak (NOR)	-	0.00%	-	-	#DIV/0!	0	0	0	0	0	0	0	0	0
D-1B(T) Peak (SUB)	0.21	0.11%	524	6,522	0.00%	16	8	23	16	2	17	0	6	6
D-1B(T) Peak (SUB)	-	0.00%	-	-	#DIV/0!	0	0	0	0	0	0	0	0	0
D-1B(T) Off-Peak	0.15	0.08%	3,704	-	#DIV/0!	0	4	4	0	1	1	0	3	3
	7.35	3.88%	9,270	186,103	0.00%	225	228	452	225	80	304	0	148	148
Public Lighting - Tariff G					#DIV/0!									
G(1)	1.31	0.69%	425	13,029	0.01%	0	42	42	0	27	27	0	15	15
Housing Colonies - Tariff H					#DIV/0!							0		0
H(1)	0.09	0.05%	19	2,334	0.00%	0	3	3	0	2	2	0	1	1
AJK Bulk Supply					#DIV/0!									0
	16.67	8.79%	14,384	106,027	0.02%	0	499	499	0	325	325	0	174	174
Total	189.60	100.00%	958,816	1,684,827	0.01%	2,980	5,304	8,285	2,978	2,566	5,544	2	2,738	2,740

Sukkur Electric Power Company Ltd.

FORM - 28 (b)

SUKKUR ELECTRIC POWR COMPANY LTD.

Proposed & Subsidy

Mar

FY 2023-24

Description	Unit Sale FY 2023-24	Sales Mix	No. of Consumers	Sanctioned Load	Load Factor	Revenue as per new proposed Tariff			Revenue as per GOP Notified Tariff			Subsidy		
						Fixed Charge	Variable Charge	Total	Fixed Charge	Variable Charge	Total	Fixed Charge	Variable Charge	Total
	(MkWh)	(%age)		(kW)	(%age)	(Rs/kW/M)		(Rs/kWh)	(Rs/kW/M)		(Rs/kWh)	(Rs/kW/M)		(Rs/kWh)
Residential														
Residential - A1														
Upto - 50	3.00	1.42%	68,102	108,027	0.00%	95	12	107	95	12	107	0	0	0
1-100 GoP Tariff	45.46	21.47%	425,639	104,391	0.05%	188	1,043	1,231	188	352	540	0	691	691
101 - 200 GoP Tariff	31.96	15.09%	119,536	176,040	0.02%	0	861	861	0	321	321	0	540	540
201 - 300 GoP Tariff	25.07	11.84%	76,084	98,176	0.03%	0	765	765	0	305	305	0	461	461
301 - 700 GoP Tariff	14.30	6.75%	75,586	146,375	0.01%	0	467	467	0	280	280	0	187	187
Above -700 GoP	2.17	1.02%	26,480	46,955	0.01%	0	78	78	0	49	49	0	29	29
A-1B(03) T Peak	0.14	0.06%	-	26,754	0.00%	0	5	5	0	3	3	0	2	2
A-1B(03) T Off- Peak	0.72	0.34%	2,856	-	#DIV/0!	0	20	20	0	12	12	0	8	8
E-11(55) Temp.	0.00	0.00%	2	9	0.01%	0	0	0	0	0	0	0	0	0
Sub-Total	**122.82**	**58.00%**	**794,285**	**704,726**	0.02%	**283**	**3,251**	**3,534**	**283**	**1,333**	**1,617**	**0**	**1,918**	**1,918**
For Peak Load Requirement Upto 20 KW					#DIV/0!									
Commercial - A2A (04)	5.13	2.42%	120,691	132,383	0.00%	278	183	461	278	102	380	0	81	81
A-2B(05)	0.96	0.45%	770	245	0.45%	1	32	33	1	21	22	0	11	11
A-2C (06) T Peak	1.62	0.76%	-	9,230	0.02%	44	58	102	44	38	82	0	19	19
A-2C (06) T Off -Peak	7.84	3.70%	4,450	66,003	0.01%	317	217	534	317	138	455	0	79	79
E-1ii(56) TEMP.	-	0.00%	-	-	#DIV/0!	0	0	0	0	0	0	0	0	0
Sub-Total	**15.54**	**7.34%**	**125,911**	**207,862**	0.01%	**640**	**490**	**1,130**	**640**	**299**	**939**	**0**	**191**	**191**
Industrial					#DIV/0!									
Industrial B-1 (07)	1.11	0.52%	4,654	66,294	0.00%	0	42	42	0	19	19	0	23	23
B-1 (08)	-	0.00%	55	-	#DIV/0!	0	0	0	0	0	0	0	0	0
B-1(09) PEAK	0.49	0.23%	-	46,136	0.00%	0	17	17	0	10	10	0	7	7
B-1(09) OFF-PEAK	4.86	2.30%	5,692	-	#DIV/0!	0	136	136	0	74	74	0	62	62
B-2A (10)	1.83	0.87%	805	72,555	0.00%	383	58	441	383	31	414	0	27	27
B-2B-(12) T Peak	2.49	1.18%	-	188,220	0.00%	994	89	1,083	994	52	1,046	0	37	37
B-2B-(12) T Off-Peak	17.07	8.06%	2,654	-	#DIV/0!	0	469	469	0	256	256	0	212	212
B-3 (14) T Peak	0.34	0.16%	-	3,018	0.01%	16	12	28	14	7	21	2	5	7
B-3 (14) T Off-Peak	1.81	0.85%	36	18,880	0.01%	95	45	140	95	27	122	0	18	18
B-4 (17) - Peak	0.20	0.09%	-	11,944	0.00%	60	7	67	60	4	64	0	3	3
B-4 (17) - Off Peak	1.29	0.61%	3	-	#DIV/0!	0	35	35	0	19	19	0	16	16
E-2 (58) Temp	0.10	0.05%	18	-	#DIV/0!	0	3	3	0	2	2	0	1	1
Sub-Total	**31.59**	**14.92%**	**13,917**	**407,048**	0.01%	**1,548**	**912**	**2,461**	**1,546**	**501**	**2,047**	**2**	**411**	**413**
Single Point Supply for Further Distribution					#DIV/0!									
C-1A (19)	0.30	0.14%	186	2,771	0.01%	0	12	12	0	6	6	0	6	6
C-1B (25)	2.46	1.16%	175	18,303	0.02%	97	88	184	97	49	146	0	38	38
C-1C(26)T Peak	0.45	0.21%	20	11,620	0.00%	61	16	77	61	11	72	0	5	5
C-1C(26)T Off Peak	2.75	1.30%	155	-	#DIV/0!	0	76	76	0	47	47	0	30	30
C-2A (28)	0.98	0.46%	16	-	#DIV/0!	0	31	31	0	20	20	0	12	12
C-2B (29)T Peak	1.06	0.50%	40	7,424	0.02%	37	38	75	37	25	62	0	13	13
C-2B(29)T Off-Peak	5.42	2.56%	13	17,579	0.04%	89	149	237	89	91	179	0	58	58
Sub-Total	**13.42**	**6.34%**	**605**	**57,698**	0.03%	**284**	**410**	**894**	**284**	**248**	**532**	**0**	**162**	**162**
Agriculture Tubewell - Tariff D					#DIV/0!									
Agriculture D-1A (41,42,43,44,46)	0.61	0.29%	2,127	92,555	0.00%	0	23	23	0	11	11	0	12	12
D2 (NOR)	1.25	0.59%	2,877	25,140	0.01%	60	45	105	60	26	86	0	19	19
D-2 (SUB)	-	0.00%	-	-	#DIV/0!	0	0	0	0	0	0	0	0	0
D-1B(T) Peak	2.23	1.06%	-	61,886	0.00%	149	61	210	149	30	178	0	31	31
D-1B(T) Off-Peak	3.72	1.76%	38	-	#DIV/0!	0	113	113	0	20	20	0	93	93
D-1B(T) Peak (NOR)	-	0.00%	-	-	#DIV/0!	0	0	0	0	0	0	0	0	0
D-1B(T) Peak (SUB)	0.24	0.11%	524	6,522	0.00%	16	9	24	16	2	17	0	7	7
D-1B(T) Peak (SUB)	-	0.00%	-	-	#DIV/0!	0	0	0	0	0	0	0	0	0
D-1B(T) Off-Peak	0.16	0.08%	3,704	-	#DIV/0!	0	4	4	0	1	1	0	3	3
	8.21	**3.86%**	**9,270**	**186,103**	0.01%	**225**	**254**	**479**	**225**	**89**	**313**	**0**	**165**	**165**
Public Lighting - Tariff G					#DIV/0!									
G(I)	1.46	0.69%	425	13,029	0.01%	0	46	46	0	30	30	0	16	16
Housing Colonies - Tariff H					#DIV/0!							0		0
H(1)	0.10	0.05%	19	2,334	0.00%	0	3	3	0	2	2	0	1	1
AJK Bulk Supply					#DIV/0!									0
	18.62	8.79%	14,384	106,027	0.02%	0	557	557	0	363	363	0	194	194
Total	**211.76**	**100.00%**	**958,816**	**1,684,827**	**0.01%**	**2,980**	**5,924**	**8,905**	**2,978**	**2,866**	**5,844**	**2**	**3,058**	**3,060**

Sukkur Electric Power Company Ltd.

FORM - 28 (b)

SUKKUR ELECTRIC POWR COMPANY LTD.

Proposed & Subsidy

FY 2023-24 (3rd Qtr)

Jan-Mar

Description	3rd Qtr	Sales Mix	No. of Consumers	Sanctioned Load	Load Factor	Revenue as per new proposed Tariff			Revenue as per GOP Notified Tariff			Subsidy		
						Fixed Charge	Variable Charge	Total	Fixed Charge	Variable Charge	Total	Fixed Charge	Variable Charge	Total
	(MWh)	(%age)		(kW)	(%age)	(Rs/kW/M)		(Rs/kWh)	(Rs/kW/M)		(Rs/kWh)	(Rs/kW/M)		(Rs/kWh)
Residential														
Residential - A1														
Upto - 50	8.66	1.42%	68,102	106,027	0.01%	286	35	321	286	34	320	0	0	0
1-100 GoP Tariff	131.44	21.47%	425,639	104,391	0.14%	564	3,014	3,578	564	1,017	1,581	0	1,997	1,997
101 - 200 GoP Tariff	92.39	15.09%	119,536	176,040	0.06%	0	2,490	2,490	0	929	929	0	1,561	1,561
201 - 300 GoP Tariff	72.49	11.84%	76,084	98,176	0.08%	0	2,213	2,213	0	881	881	0	1,332	1,332
301 - 700 GoP Tariff	41.34	6.75%	75,586	148,375	0.03%	0	1,350	1,350	0	808	808	0	542	542
Above -700 GoP	6.27	1.02%	26,480	46,955	0.02%	0	225	225	0	142	142	0	83	83
A-1B(03) T Peak	0.40	0.06%	-	26,754	0.00%	0	14	14	0	9	9	0	5	5
A-1B(03) T Off- Peak	2.08	0.34%	2,856	-	#DIV/0!	0	58	58	0	34	34	0	24	24
E-11(55) Temp.	0.00	0.00%	2	9	0.02%	0	0	0	0	0	0	0	0	0
Sub-Total	355.08	58.00%	794,285	704,726	0.06%	850	9,399	10,249	850	3,855	4,705	0	5,544	5,544
For Peak Load Requirement Upto 20 KW					#DIV/0!									
Commercial - A2A (04)	14.82	2.42%	120,691	132,383	0.01%	834	530	1,364	834	296	1,130	0	234	234
A-2B(05)	2.78	0.45%	770	245	1.29%	4	92	95	4	60	64	0	31	31
A-2C (06) T Peak	4.67	0.76%	-	9,230	0.06%	133	166	299	133	110	243	0	56	56
A-2C (06) T Off -Peak	22.66	3.70%	4,450	66,003	0.04%	950	628	1,579	950	398	1,349	0	230	230
E-11i(56) TEMP.	-	0.00%	-	-	#DIV/0!	0	0	0	0	0	0	0	0	0
Sub-Total	44.93	7.34%	125,911	207,862	0.02%	2,771	10,873	13,644	2,771	4,753	7,524	0	6,120	6,120
Industrial					#DIV/0!									
Industrial B-1 (07)	3.20	0.52%	4,654	66,294	0.01%	0	121	121	0	55	55	0	66	66
B-1 (08)	-	0.00%	55	-	#DIV/0!	0	0	0	0	0	0	0	0	0
B-1(09) PEAK	1.40	0.23%	-	46,136	0.00%	0	50	50	0	29	29	0	21	21
B-1(09) OFF-PEAK	14.06	2.30%	5,692	-	#DIV/0!	0	393	393	0	214	214	0	179	179
B-2A (10)	5.31	0.87%	805	72,555	0.01%	1,149	167	1,316	1,149	89	1,238	0	78	78
B-2B-(12) T Peak	7.21	1.18%	-	188,220	0.00%	2,981	257	3,238	2,981	150	3,131	0	107	107
B-2B-(12) T Off-Peak	49.36	8.06%	2,654	-	#DIV/0!	0	1,355	1,355	0	741	741	0	614	614
B-3 (14) T Peak	0.97	0.16%	-	3,018	0.04%	48	35	82	41	20	61	7	14	21
B-3 (14) T Off-Peak	5.23	0.85%	36	18,880	0.03%	285	129	415	285	78	364	0	51	51
B-4 (17) - Peak	0.57	0.09%	-	11,944	0.01%	181	20	201	181	12	193	0	8	8
B-4 (17) - Off Peak	3.73	0.61%	3	-	#DIV/0!	0	101	101	0	55	55	0	46	46
B-2 (58) Temp	0.29	0.05%	18	-	#DIV/0!	0	9	9	0	5	5	0	4	4
Sub-Total	91.34	14.92%	13,917	407,048	0.03%	4,845	2,638	7,283	4,638	1,449	6,087	7	1,189	1,196
Single Point Supply for Further Distribution					#DIV/0!									
C-1A (19)	0.87	0.14%	186	2,771	0.04%	0	34	34	0	18	18	0	16	16
C-1B (25)	7.10	1.16%	175	18,303	0.04%	290	254	544	290	143	433	0	111	111
C-1C(26)T Peak	1.30	0.21%	20	11,620	0.01%	184	46	230	184	31	215	0	16	16
C-1C(26)T Off Peak	7.95	1.30%	155	-	#DIV/0!	0	220	220	0	135	135	0	86	86
C-2A (28)	2.85	0.46%	16	-	#DIV/0!	0	91	91	0	57	57	0	34	34
C-2B (29)T Peak	3.06	0.50%	40	7,424	0.05%	112	109	221	112	72	184	0	37	37
C-2B(29)T Off-Peak	15.67	2.56%	13	17,579	0.10%	266	430	696	266	262	528	0	168	168
Sub-Total	38.80	6.34%	605	57,698	0.08%	852	1,185	2,037	852	718	1,570	0	467	467
Agriculture Tubewell - Tariff D					#DIV/0!									
Agriculture D-1A (41,42,43,44,46)	1.76	0.29%	2,127	92,555	0.00%	0	67	67	0	31	31	0	36	36
D2 (NOR)	3.61	0.59%	2,877	25,140	0.02%	181	129	310	181	74	255	0	54	54
D-2 (SUB)	-	0.00%	-	-	#DIV/0!	0	0	0	0	0	0	0	0	0
D-1B(T) Peak	6.46	1.06%	-	61,886	0.01%	446	177	622	446	86	531	0	91	91
D-1B(T) Off-Peak	10.75	1.76%	38	-	#DIV/0!	0	327	327	0	58	58	0	269	269
D-1B(T) Peak (NOR)	-	0.00%	-	-	#DIV/0!	0	0	0	0	0	0	0	0	0
D-1B(T) Peak (SUB)	0.69	0.11%	524	6,522	0.01%	47	25	72	47	5	52	0	20	20
D-1B(T) Peak (SUB)	-	0.00%	-	-	#DIV/0!	0	0	0	0	0	0	0	0	0
D-1B(T) Off-Peak	0.48	0.08%	3,704	-	#DIV/0!	0	12	12	0	3	3	0	8	8
	23.75	3.88%	9,270	186,103	0.01%	674	735	1,409	674	257	931	0	478	478
Public Lighting - Tariff G					#DIV/0!									
G(1)	4.22	0.69%	425	13,029	0.04%	0	134	134	0	87	87	0	47	47
Housing Colonies - Tariff H					#DIV/0!							0		0
H(1)	0.28	0.05%	19	2,334	0.01%	0	9	9	0	6	6	0	3	3
AJK Bulk Supply					#DIV/0!									0
	53.92	8.79%	14,384	106,027	0.06%	0	1,611	1,611	0	1,050	1,050	0	561	561
Total	612.22	100.00%	958,816	1,684,827	0.04%	9,791	26,584	36,376	9,785	12,175	21,960	7	14,409	14,416

Sukkur Electric Power Company Ltd.

FORM - 28 (b)

SUKKUR ELECTRIC POWR COMPANY LTD.

Proposed & Subsidy

FY 2023-24

Apr

Description	Unit Sale FY 2023-24	Sales Mix	No. of Consumers	Sanctioned Load	Load Factor	Revenue as per new proposed Tariff			Revenue as per GOP Notified Tariff			Subsidy		
						Fixed Charge	Variable Charge	Total	Fixed Charge	Variable Charge	Total	Fixed Charge	Variable Charge	Total
	(MkWh)	(%age)		(kW)	(%age)	(Rs/kW/M)		(Rs/kWh)	(Rs/kW/M)		(Rs/kWh)	(Rs/kW/M)		(Rs/kWh)
Residential														
Residential - AI														
Upto - 50	3.97	1.42%	68,102	106,027	0.00%	95	16	111	95	16	111	0	0	0
1-100 GoP Tariff	60.27	21.47%	425,639	104,391	0.07%	188	1,382	1,570	188	466	654	0	916	916
101 - 200 GoP Tariff	42.36	15.09%	119,536	176,040	0.03%	0	1,142	1,142	0	426	426	0	716	716
201 - 300 GoP Tariff	33.24	11.84%	76,084	98,176	0.04%	0	1,015	1,015	0	404	404	0	611	611
301 - 700 GoP Tariff	18.95	6.75%	75,586	146,375	0.01%	0	619	619	0	371	371	0	248	248
Above -700 GoP	2.87	1.02%	26,480	46,955	0.01%	0	103	103	0	65	65	0	38	38
A-1B(03) T Peak	0.18	0.06%	-	26,754	0.00%	0	7	7	0	4	4	0	2	2
A-1B(03) T Off- Peak	0.96	0.34%	2,856	-	#DIV/0!	0	27	27	0	16	16	0	11	11
E-11(55) Temp.	0.00	0.00%	2	9	0.01%	0	0	0	0	0	0	0	0	0
Sub-Total	162.80	58.00%	794,285	704,726	0.03%	283	4,309	4,593	283	1,767	2,051	0	2,542	2,542
For Peak Load Requirement Upto 20 KW					#DIV/0!									
Commercial - A2A (04)	6.79	2.42%	120,691	132,383	0.01%	278	243	521	278	136	414	0	107	107
A-2B(05)	1.27	0.45%	770	245	0.59%	1	42	43	1	28	29	0	14	14
A-2C (06) T Peak	2.14	0.76%	-	9,230	0.03%	44	76	121	44	50	95	0	26	26
A-2C (06) T Off -Peak	10.39	3.70%	4,450	66,003	0.02%	317	288	605	317	183	499	0	105	105
E-1ii(56) TEMP.	-	0.00%	-	-	#DIV/0!	0	0	0	0	0	0	0	0	0
Sub-Total	20.60	7.34%	125,911	207,862	0.01%	640	649	1,290	640	396	1,037	0	253	253
Industrial					#DIV/0!									
Industrial B-1 (07)	1.47	0.52%	4,654	66,294	0.00%	0	55	55	0	25	25	0	30	30
B-1 (08)	-	0.00%	55	-	#DIV/0!	0	0	0	0	0	0	0	0	0
B-1(09) PEAK	0.64	0.23%	-	46,136	0.00%	0	23	23	0	13	13	0	10	10
B-1(09) OFF-PEAK	6.45	2.30%	5,692	-	#DIV/0!	0	180	180	0	98	98	0	82	82
B-2A (10)	2.43	0.87%	805	72,555	0.00%	383	77	460	383	41	424	0	36	36
B-2B-(12) T Peak	3.31	1.18%	-	188,220	0.00%	994	118	1,112	994	69	1,062	0	49	49
B-2B-(12) T Off-Peak	22.63	8.06%	2,654	-	#DIV/0!	0	621	621	0	340	340	0	282	282
B-3 (14) T Peak	0.45	0.16%	-	3,018	0.02%	16	16	32	14	9	23	2	7	9
B-3 (14) T Off-Peak	2.40	0.85%	36	18,880	0.01%	95	59	154	95	36	131	0	23	23
B-4 (17) - Peak	0.26	0.09%	-	11,944	0.00%	60	9	69	60	5	66	0	4	4
B-4 (17) - Off Peak	1.71	0.61%	3	-	#DIV/0!	0	47	47	0	25	25	0	21	21
E-2 (58) Temp	0.13	0.05%	18	-	#DIV/0!	0	4	4	0	2	2	0	2	2
Sub-Total	41.88	14.92%	13,917	407,048	0.01%	1,548	1,210	2,758	1,546	664	2,210	2	545	547
Single Point Supply for Further Distribution					#DIV/0!									
C-1A (19)	0.40	0.14%	186	2,771	0.02%	0	16	16	0	8	8	0	8	8
C-1B (25)	3.26	1.16%	175	18,303	0.02%	97	116	213	97	66	162	0	51	51
C-1C(26)T Peak	0.60	0.21%	20	11,620	0.01%	61	21	83	61	14	75	0	7	7
C-1C(26)T Off Peak	3.65	1.30%	155	-	#DIV/0!	0	101	101	0	62	62	0	39	39
C-2A (28)	1.30	0.46%	16	-	#DIV/0!	0	42	42	0	26	26	0	16	16
C-2B (29)T Peak	1.40	0.50%	40	7,424	0.02%	37	50	87	37	33	70	0	17	17
C-2B(29)T Off-Peak	7.18	2.56%	13	17,579	0.05%	89	197	286	89	120	209	0	77	77
Sub-Total	17.79	6.34%	605	57,698	0.04%	284	543	827	284	329	613	0	214	214
Agriculture Tubewell - Tariff D					#DIV/0!									
Agriculture D-1A (41,42,43,44,46)	0.81	0.29%	2,127	92,555	0.00%	0	31	31	0	14	14	0	16	16
D2 (NOR)	1.66	0.59%	2,877	25,140	0.01%	60	59	119	60	34	94	0	25	25
D-2 (SUB)	-	0.00%	-	-	#DIV/0!	0	0	0	0	0	0	0	0	0
D-1B(T) Peak	2.96	1.06%	-	61,886	0.01%	149	81	230	149	39	188	0	42	42
D-1B(T) Off-Peak	4.93	1.76%	38	-	#DIV/0!	0	150	150	0	26	26	0	124	124
D-1B(T) Peak (NOR)	-	0.00%	-	-	#DIV/0!	0	0	0	0	0	0	0	0	0
D-1B(T) Peak (SUB)	0.32	0.11%	524	6,522	0.01%	16	11	27	16	2	18	0	9	9
D-1B(T) Peak (SUB)	-	0.00%	-	-	#DIV/0!	0	0	0	0	0	0	0	0	0
D-1B(T) Off-Peak	0.22	0.08%	3,704	-	#DIV/0!	0	5	5	0	2	2	0	4	4
	10.89	3.88%	9,270	186,103	0.01%	225	337	562	225	118	342	0	219	219
Public Lighting - Tariff G					#DIV/0!									
G(1)	1.93	0.69%	425	13,029	0.02%	0	62	62	0	40	40	0	22	22
Housing Colonies - Tariff H					#DIV/0!							0		0
H(1)	0.13	0.05%	19	2,334	0.01%	0	4	4	0	3	3	0	1	1
AJK Bulk Supply					#DIV/0!									0
	24.68	8.79%	14,384	106,027	0.03%	0	739	739	0	481	481	0	257	257
Total	280.70	100.00%	958,816	1,684,827	0.02%	2,980	7,853	10,833	2,978	3,799	6,777	2	4,054	4,056

Sukkur Electric Power Company Ltd

FORM - 28 (b)

SUKKUR ELECTRIC POWR COMPANY LTD.

Proposed & Subsidy

FY 2023-24

May

Description	Unit Sale FY 2023-24	Sales Mix	No. of Consumers	Sanctioned Load	Load Factor	Revenue as per new proposed Tariff			Revenue as per GOP Notified Tariff			Subsidy		
						Fixed Charge	Variable Charge	Total	Fixed Charge	Variable Charge	Total	Fixed Charge	Variable Charge	Total
	(MkWh)	(%age)		(kW)	(%age)	(Rs/kW/M)		(Rs/kWh)	(Rs/kW/M)		(Rs/kWh)	(Rs/kW/M)		(Rs/kWh)
Residential														
Residential - A1														
Upto - 50	5.80	1.42%	88,102	106,027	0.01%	95	23	119	95	23	118	0	0	0
1-100 GoP Tariff	87.96	21.47%	425,639	104,391	0.10%	188	2,017	2,205	188	681	869	0	1,336	1,336
101 - 200 GoP Tariff	61.83	15.09%	119,536	176,040	0.04%	0	1,666	1,666	0	622	622	0	1,044	1,044
201 - 300 GoP Tariff	48.51	11.84%	76,084	98,176	0.06%	0	1,481	1,481	0	589	589	0	891	891
301 - 700 GoP Tariff	27.66	6.75%	75,585	146,375	0.02%	0	903	903	0	541	541	0	363	363
Above -700 GoP	4.20	1.02%	26,480	46,955	0.01%	0	150	150	0	95	95	0	55	55
A-1B(03) T Peak	0.27	0.06%	-	28,754	0.00%	0	10	10	0	6	6	0	4	4
A-1B(03) T Off- Peak	1.40	0.34%	2,356	-	#DIV/0!	0	39	39	0	23	23	0	16	16
E-11(55) Temp.	0.00	0.00%	2	9	0.01%	0	0	0	0	0	0	0	0	0
Sub-Total	237.62	58.00%	794,285	704,726	0.04%	283	6,290	6,573	283	2,580	2,863	0	3,710	3,710
For Peak Load Requirement Upto 20 KW					#DIV/0!									
Commercial - A2A (04)	9.92	2.42%	120,691	132,383	0.01%	278	354	632	278	198	476	0	157	157
A-2B(05)	1.86	0.45%	770	245	0.87%	1	61	63	1	40	42	0	21	21
A-2C (06) T Peak	3.12	0.76%	-	9,230	0.04%	44	111	156	44	74	118	0	38	38
A-2C (06) T Off -Peak	15.16	3.70%	4,450	86,003	0.03%	317	420	737	317	267	583	0	154	154
E-1ii(56) TEMP.	-	0.00%	-	-	#DIV/0!	0	0	0	0	0	0	0	0	0
Sub-Total	30.06	7.34%	125,911	207,862	0.02%	640	947	1,588	640	578	1,219	0	369	369
Industrial					#DIV/0!									
Industrial B-1 (07)	2.14	0.52%	4,654	66,294	0.00%	0	81	81	0	37	37	0	44	44
B-1 (08)	-	0.00%	55	-	#DIV/0!	0	0	0	0	0	0	0	0	0
B-1(09) PEAK	0.94	0.23%	-	46,136	0.00%	0	34	34	0	20	20	0	14	14
B-1(09) OFF-PEAK	9.41	2.30%	5,692	-	#DIV/0!	0	263	263	0	143	143	0	120	120
B-2A (10)	3.55	0.87%	805	72,555	0.01%	383	112	495	383	59	442	0	52	52
B-2B-(12) T Peak	4.83	1.18%	-	188,220	0.00%	994	172	1,166	994	100	1,094	0	72	72
B-2B-(12) T Off-Peak	33.03	8.06%	2,654	-	#DIV/0!	0	907	907	0	496	496	0	411	411
B-3 (14) T Peak	0.65	0.16%	-	3,018	0.02%	16	23	39	14	13	27	2	10	12
B-3 (14) T Off-Peak	3.50	0.85%	36	18,880	0.02%	95	86	182	95	52	147	0	34	34
B-4 (17) - Peak	0.38	0.09%	-	11,944	0.00%	60	13	74	60	8	68	0	6	6
B-4 (17) - Off Peak	2.50	0.61%	3	-	#DIV/0!	0	68	68	0	37	37	0	31	31
E-2 (58) Temp	0.19	0.05%	18	-	#DIV/0!	0	6	6	0	4	4	0	3	3
Sub-Total	61.13	14.92%	13,917	407,048	0.02%	1,548	1,765	3,314	1,546	970	2,516	2	796	798
Single Point Supply for Further Distribution					#DIV/0!									
C-1A (19)	0.58	0.14%	186	2,771	0.02%	0	23	23	0	12	12	0	11	11
C-1B (25)	4.75	1.16%	175	18,303	0.03%	97	170	267	97	96	192	0	74	74
C-1C(26)T Peak	0.87	0.21%	20	11,620	0.01%	61	31	92	61	21	82	0	11	11
C-1C(26)T Off Peak	5.32	1.30%	155	-	#DIV/0!	0	148	148	0	90	90	0	57	57
C-2A (28)	1.90	0.46%	16	-	#DIV/0!	0	61	61	0	38	38	0	23	23
C-2B (29)T Peak	2.05	0.50%	40	7,424	0.03%	37	73	110	37	48	86	0	25	25
C-2B(29)T Off-Peak	10.49	2.56%	13	17,579	0.07%	89	288	377	89	176	264	0	112	112
Sub-Total	25.97	6.34%	605	57,698	0.05%	284	793	1,077	284	480	764	0	313	313
Agriculture Tubewell - Tariff D					#DIV/0!									
Agriculture D-1A (41,42,43,44,46)	1.18	0.29%	2,127	92,555	0.00%	0	45	45	0	21	21	0	24	24
D2 (NOR)	2.42	0.59%	2,977	25,140	0.01%	60	86	146	60	50	110	0	36	36
D-2 (SUB)	-	0.00%	-	-	#DIV/0!	0	0	0	0	0	0	0	0	0
D-1B(T) Peak	4.32	1.06%	-	61,886	0.01%	149	118	267	149	57	206	0	61	61
D-1B(T) Off-Peak	7.20	1.76%	38	-	#DIV/0!	0	219	219	0	38	38	0	180	180
D-1B(T) Peak (NOR)	-	0.00%	-	-	#DIV/0!	0	0	0	0	0	0	0	0	0
D-1B(T) Peak (SUB)	0.46	0.11%	524	6,522	0.01%	16	16	32	16	3	19	0	13	13
D-1B(T) Peak (SUB)	-	0.00%	-	-	#DIV/0!	0	0	0	0	0	0	0	0	0
D-1B(T) Off-Peak	0.32	0.08%	3,704	-	#DIV/0!	0	8	8	0	2	2	0	5	5
	15.89	3.88%	9,270	186,103	0.01%	225	492	716	225	172	397	0	320	320
Public Lighting - Tariff G					#DIV/0!									
G(I)	2.82	0.69%	425	13,029	0.02%	0	90	90	0	58	58	0	32	32
Housing Colonies - Tariff H					#DIV/0!							0		0
H(1)	0.19	0.05%	19	2,334	0.01%	0	6	6	0	4	4	0	2	2
AJK Bulk Supply					#DIV/0!									0
	36.02	8.79%	14,384	106,027	0.04%	0	1,078	1,078	0	703	703	0	375	375
Total	409.70	100.00%	958,816	1,684,827	0.03%	2,980	11,461	14,442	2,978	5,545	8,523	2	5,917	5,919

Sukkur Electric Power Company Ltd.

FORM - 28 (b)

SUKKUR ELECTRIC POWR COMPANY LTD.

Proposed & Subsidy

FY 2023-24

Jun

Description	Unit Sale FY 2023-24	Sales Mix	No. of Consumers	Sanctioned Load	Load Factor	Revenue as per new proposed Tariff			Revenue as per GOP Notified Tariff			Subsidy		
						Fixed Charge	Variable Charge	Total	Fixed Charge	Variable Charge	Total	Fixed Charge	Variable Charge	Total
	(MkWh)	(%age)		(kW)	(%age)	(Rs/kW/M)		(Rs/kWh)	(Rs/kW/M)		(Rs/kWh)	Rs/kW/M		(Rs/kWh)
Residential														
Residential - A1														
Upto - 50	6.11	1.42%	68,102	106,027	0.01%	95	24	120	95	24	120	0	0	0
1-100 GoP Tariff	92.69	21.47%	425,639	104,391	0.10%	188	2,126	2,313	188	717	905	0	1,408	1,408
101 - 200 GoP Tariff	65.15	15.09%	119,536	176,040	0.04%	0	1,756	1,756	0	655	655	0	1,101	1,101
201 - 300 GoP Tariff	51.12	11.84%	76,084	98,176	0.06%	0	1,560	1,560	0	621	621	0	939	939
301 - 700 GoP Tariff	29.15	6.75%	75,586	146,375	0.02%	0	952	952	0	570	570	0	382	382
Above -700 GoP	4.42	1.02%	26,480	46,955	0.01%	0	158	158	0	100	100	0	58	58
A-1B(03) T Peak	0.28	0.06%	-	26,754	0.00%	0	10	10	0	6	6	0	4	4
A-1B(03) T Off- Peak	1.47	0.34%	2,856	-	#DIV/0!	0	41	41	0	24	24	0	17	17
E-11(55) Temp.	0.00	0.00%	2	9	0.01%	0	0	0	0	0	0	0	0	0
Sub-Total	**250.39**	**58.00%**	**794,285**	**704,726**	0.04%	**283**	**6,628**	**6,911**	**283**	**2,718**	**3,002**	**0**	**3,909**	**3,909**
For Peak Load Requirement Upto 20 KW					#DIV/0!									
Commercial - A2A (04)	10.45	2.42%	120,691	132,383	0.01%	278	373	651	278	208	486	0	165	165
A-2B(05)	1.96	0.45%	770	245	0.91%	1	65	66	1	42	44	0	22	22
A-2C (06) T Peak	3.29	0.76%	-	9,230	0.04%	44	117	162	44	78	122	0	40	40
A-2C (06) T Off -Peak	15.98	3.70%	4,450	66,003	0.03%	317	443	760	317	281	598	0	162	162
E-1ii(56) TEMP.	-	0.00%	-	-	#DIV/0!	0	0	0	0	0	0	0	0	0
Sub-Total	**31.68**	**7.34%**	**125,911**	**207,862**	0.02%	**640**	**998**	**1,639**	**640**	**609**	**1,250**	**0**	**389**	**389**
Industrial					#DIV/0!									
Industrial B-1 (07)	2.26	0.52%	4,654	66,294	0.00%	0	85	85	0	39	39	0	46	46
B-1 (08)	-	0.00%	55	-	#DIV/0!	0	0	0	0	0	0	0	0	0
B-1(09) PEAK	0.99	0.23%	-	46,136	0.00%	0	35	35	0	21	21	0	15	15
B-1(09) OFF-PEAK	9.91	2.30%	5,692	-	#DIV/0!	0	277	277	0	151	151	0	126	126
B-2A (10)	3.74	0.87%	805	72,555	0.01%	383	118	501	383	63	446	0	55	55
B-2B-(12) T Peak	5.09	1.18%	-	188,220	0.00%	994	181	1,175	994	105	1,099	0	76	76
B-2B-(12) T Off-Peak	34.81	8.06%	2,654	-	#DIV/0!	0	956	956	0	523	523	0	433	433
B-3 (14) T Peak	0.68	0.16%	-	3,018	0.03%	16	24	40	14	14	28	2	10	12
B-3 (14) T Off-Peak	3.69	0.85%	36	18,880	0.02%	95	91	186	95	55	150	0	36	36
B-4 (17) - Peak	0.41	0.09%	-	11,944	0.00%	60	14	74	60	8	69	0	6	6
B-4 (17) - Off Peak	2.83	0.61%	3	-	#DIV/0!	0	72	72	0	39	39	0	33	33
E-2 (58) Temp	0.20	0.05%	18	-	#DIV/0!	0	7	7	0	4	4	0	3	3
Sub-Total	**64.41**	**14.92%**	**13,917**	**407,048**	0.02%	**1,548**	**1,860**	**3,408**	**1,546**	**1,022**	**2,568**	**2**	**839**	**841**
Single Point Supply for Further Distribution					#DIV/0!									
C-1A (19)	0.61	0.14%	186	2,771	0.03%	0	24	24	0	13	13	0	12	12
C-1B (25)	5.01	1.16%	175	18,303	0.03%	97	179	276	97	101	197	0	78	78
C-1C(26)T Peak	0.92	0.21%	20	11,620	0.01%	61	33	94	61	22	83	0	11	11
C-1C(26)T Off Peak	5.61	1.30%	155	-	#DIV/0!	0	155	155	0	95	95	0	60	60
C-2A (28)	2.01	0.46%	16	-	#DIV/0!	0	64	64	0	40	40	0	24	24
C-2B (29)T Peak	2.16	0.50%	40	7,424	0.03%	37	77	114	37	51	88	0	26	26
C-2B(29)T Off-Peak	11.05	2.56%	13	17,579	0.07%	89	303	392	89	185	274	0	118	118
Sub-Total	**27.36**	**6.34%**	**605**	**57,698**	0.05%	**284**	**836**	**1,120**	**284**	**506**	**790**	**0**	**330**	**330**
Agriculture Tubewell - Tariff D					#DIV/0!									
Agriculture D-1A (41,42,43,44,46)	1.24	0.29%	2,127	92,555	0.00%	0	47	47	0	22	22	0	25	25
D2 (NOR)	2.55	0.59%	2,877	25,140	0.01%	60	91	151	60	52	113	0	38	38
D-2 (SUB)	-	0.00%	-	-	#DIV/0!	0	0	0	0	0	0	0	0	0
D-1B(T) Peak	4.56	1.06%	-	61,886	0.01%	149	125	273	149	61	209	0	64	64
D-1B(T) Off-Peak	7.58	1.76%	38	-	#DIV/0!	0	231	231	0	41	41	0	190	190
D-1B(T) Peak (NOR)	-	0.00%	-	-	#DIV/0!	0	0	0	0	0	0	0	0	0
D-1B(T) Peak (SUB)	0.49	0.11%	524	6,522	0.01%	16	17	33	16	4	19	0	14	14
D-1B(T) Peak (SUB)	-	0.00%	-	-	#DIV/0!	0	0	0	0	0	0	0	0	0
D-1B(T) Off-Peak	0.34	0.08%	3,704	-	#DIV/0!	0	8	8	0	2	2	0	6	6
	16.75	**3.88%**	**9,270**	**186,103**	0.01%	**225**	**518**	**743**	**225**	**181**	**406**	**0**	**337**	**337**
Public Lighting - Tariff G					#DIV/0!									
G(1)	2.97	0.69%	425	13,029	0.03%	0	95	95	0	61	61	0	33	33
Housing Colonies - Tariff H					#DIV/0!							0		0
H(1)	0.20	0.05%	19	2,334	0.01%	0	6	6	0	4	4	0	2	2
AJK Bulk Supply					#DIV/0!									0
	37.96	8.79%	14,384	106,027	0.04%	0	1,136	1,136	0	741	741	0	395	395
Total	**431.72**	**100.00%**	**958,816**	**1,684,827**	0.03%	**2,980**	**12,077**	**15,058**	**2,978**	**5,843**	**8,821**	**2**	**6,235**	**6,237**

Sukkur Electric Power Company Ltd.

FORM - 28 (b)

SUKKUR ELECTRIC POWR COMPANY LTD.

Proposed & Subsidy

FY 2023-24 (4th Qtr)

Apr-Jun

Description	4th Qtr	Sales Mix	No. of Consumers	Sanctioned Load	Load Factor	Revenue as per new proposed Tariff			Revenue as per GOP Notified Tariff			Subsidy		
						Fixed Charge	Variable Charge	Total	Fixed Charge	Variable Charge	Total	Fixed Charge	Variable Charge	Total
	(MkWh)	(%age)		(kW)	(%age)	(Rs/kW/M)		(Rs/kWh)	(Rs/kW/M)		(Rs/kWh)	(Rs/kW/M)		(Rs/kWh)
Residential														
Residential - A1														
Upto - 50	15.88	1.42%	68,102	106,027	0.02%	286	64	350	286	63	349	0	1	1
1-100 GoP Tariff	240.92	21.47%	425,639	104,391	0.26%	564	5,525	6,089	564	1,865	2,428	0	3,660	3,660
101 - 200 GoP Tariff	169.34	15.09%	119,536	176,040	0.11%	0	4,564	4,564	0	1,704	1,704	0	2,861	2,861
201 - 300 GoP Tariff	132.87	11.84%	76,084	98,176	0.15%	0	4,056	4,056	0	1,614	1,614	0	2,441	2,441
301 - 700 GoP Tariff	75.76	6.75%	75,586	146,375	0.06%	0	2,474	2,474	0	1,481	1,481	0	993	993
Above -700 GoP	11.49	1.02%	28,480	46,955	0.03%	0	412	412	0	260	260	0	151	151
A-1B(03) T Peak	0.73	0.06%	-	26,754	0.00%	0	26	26	0	16	16	0	10	10
A-1B(03) T Off- Peak	3.82	0.34%	2,858	-	#DIV/0!	0	107	107	0	62	62	0	44	44
E-11(55) Temp.	0.00	0.00%	2	9	0.03%	0	0	0	0	0	0	0	0	0
Sub-Total	650.81	58.00%	794,285	704,726	0.11%	850	17,227	18,077	850	7,066	7,916	0	10,161	10,161
For Peak Load Requirement Upto 20 KW					#DIV/0!									
Commercial - A2A (04)	27.16	2.42%	120,691	132,383	0.02%	834	971	1,805	834	542	1,376	0	429	429
A-2B(05)	5.09	0.45%	770	245	2.37%	4	168	172	4	110	114	0	58	58
A-2C (06) T Peak	8.56	0.76%	-	9,230	0.11%	133	305	438	133	202	334	0	103	103
A-2C (06) T Off -Peak	41.53	3.70%	4,450	66,003	0.07%	950	1,151	2,102	950	730	1,681	0	421	421
E-1ii(56) TEMP.	-	0.00%	-	-	#DIV/0!	0	0	0	0	0	0	0	0	0
Sub-Total	82.34	7.34%	125,911	207,862	0.05%	2,771	19,929	22,700	2,771	8,712	11,483	0	11,217	11,217
Industrial					#DIV/0!									
Industrial B-1 (07)	5.87	0.52%	4,854	66,294	0.01%	0	221	221	0	101	101	0	120	120
B-1 (08)	-	0.00%	55	-	#DIV/0!	0	0	0	0	0	0	0	0	0
B-1(09) PEAK	2.57	0.23%	-	46,136	0.01%	0	92	92	0	54	54	0	39	39
B-1(09) OFF-PEAK	25.77	2.30%	5,692	-	#DIV/0!	0	720	720	0	392	392	0	328	328
B-2A (10)	9.72	0.87%	805	72,555	0.02%	1,149	306	1,456	1,149	163	1,312	0	144	144
B-2B-(12) T Peak	13.22	1.18%	-	188,220	0.01%	2,981	471	3,452	2,981	274	3,255	0	197	197
B-2B-(12) T Off-Peak	90.48	8.06%	2,854	-	#DIV/0!	0	2,484	2,484	0	1,359	1,359	0	1,125	1,125
B-3 (14) T Peak	1.78	0.16%	-	3,018	0.07%	48	63	111	41	37	78	7	26	33
B-3 (14) T Off-Peak	9.59	0.85%	36	18,880	0.06%	285	237	522	285	143	429	0	93	93
B-4 (17) - Peak	1.05	0.09%	-	11,944	0.01%	181	37	218	181	22	202	0	15	15
B-4 (17) - Off Peak	8.84	0.81%	3	-	#DIV/0!	0	186	186	0	101	101	0	85	85
E-2 (58) Temp	0.53	0.05%	18	-	#DIV/0!	0	17	17	0	10	10	0	7	7
Sub-Total	167.42	14.92%	13,917	407,048	0.05%	4,645	4,835	9,480	4,638	2,656	7,294	7	2,179	2,186
Single Point Supply for Further Distribution					#DIV/0!									
C-1A (19)	1.60	0.14%	186	2,771	0.07%	0	63	63	0	33	33	0	30	30
C-1B (25)	13.02	1.16%	175	18,303	0.08%	290	465	755	290	262	552	0	203	203
C-1C(26)T Peak	2.39	0.21%	20	11,620	0.02%	184	85	269	184	56	240	0	29	29
C-1C(26)T Off Peak	14.57	1.30%	155	-	#DIV/0!	0	404	404	0	247	247	0	157	157
C-2A (28)	5.22	0.46%	16	-	#DIV/0!	0	166	166	0	104	104	0	62	62
C-2B (29)T Peak	5.61	0.50%	40	7,424	0.09%	112	200	312	112	132	244	0	68	68
C-2B(29)T Off-Peak	28.72	2.56%	13	17,579	0.19%	266	789	1,054	266	481	747	0	308	308
Sub-Total	71.12	6.34%	805	57,698	0.14%	852	2,172	3,024	852	1,315	2,167	0	857	857
Agriculture Tubewell - Tariff D					#DIV/0!									
Agriculture D-1A (41,42,43,44,46)	3.22	0.29%	2,127	92,555	0.00%	0	122	122	0	57	57	0	65	65
D2 (NOR)	6.62	0.59%	2,877	25,140	0.03%	181	236	417	181	136	317	0	100	100
D-2 (SUB)	-	0.00%	-	-	#DIV/0!	0	0	0	0	0	0	0	0	0
D-1B(T) Peak	11.84	1.06%	-	61,886	0.02%	446	324	769	446	157	603	0	166	166
D-1B(T) Off-Peak	19.71	1.76%	38	-	#DIV/0!	0	599	599	0	105	105	0	494	494
D-1B(T) Peak (NOR)	-	0.00%	-	-	#DIV/0!	0	0	0	0	0	0	0	0	0
D-1B(T) Peak (SUB)	1.26	0.11%	524	6,522	0.02%	47	45	92	47	9	56	0	36	36
D-1B(T) Peak (SUB)	-	0.00%	-	-	#DIV/0!	0	0	0	0	0	0	0	0	0
D-1B(T) Off-Peak	0.87	0.08%	3,704	-	#DIV/0!	0	21	21	0	6	6	0	15	15
	43.53	3.88%	9,270	186,103	0.03%	674	1,347	2,021	674	471	1,145	0	876	876
Public Lighting - Tariff G					#DIV/0!									
G(1)	7.73	0.69%	425	13,029	0.07%	0	246	246	0	159	159	0	87	87
Housing Colonies - Tariff H					#DIV/0!							0		0
H(1)	0.52	0.05%	19	2,334	0.03%	0	15	16	0	11	11	0	6	6
AJK Bulk Supply					#DIV/0!									0
	98.65	8.79%	14,384	106,027	0.11%	0	2,952	2,952	0	1,925	1,925	0	1,028	1,028
Total	1,122.12	100.00%	958,316	1,684,827	0.08%	9,791	48,725	58,517	9,785	22,315	32,100	7	26,411	26,417

Sukkur Electric Power Company Ltd.

FORM - 28 (b)

SUKKUR ELECTRIC POWR COMPANY LTD.

Proposed & Subsidy

FY 2024-25

Jul

Description	Unit Sale FY 2024-25	Sales Mix	No. of Consumers	Sanctioned Load	Load Factor	Revenue as per new proposed Tariff			Revenue as per GOP Notified Tariff			Subsidy		
						Fixed Charge	Variable Charge	Total	Fixed Charge 1	Variable Charge 2	Total	Fixed Charge	Variable Charge	Total
	(MkWh)	(%age)		(kW)	(%age)	(Rs/kW/M)		(Rs/kWh)	(Rs/kW/M)		(Rs/kWh)	(Rs/kW/M)		(Rs/kWh)
Residential														
Residential - A1														
Upto - 50	6.01	1.42%	93,102	106,027	0.01%	95	24	119	95	24	119	0	0	0
1-100 GoP Tariff	91.18	21.47%	450,639	104,391	0.10%	188	2,208	2,396	188	706	894	0	1,503	1,503
101 - 200 GoP Tariff	64.09	15.09%	119,536	176,040	0.04%	0	1,824	1,824	0	645	645	0	1,180	1,180
201 - 300 GoP Tariff	50.29	11.84%	76,084	98,176	0.06%	0	1,621	1,621	0	611	611	0	1,010	1,010
301 - 700 GoP Tariff	28.67	6.75%	75,586	146,375	0.02%	0	989	989	0	561	561	0	428	428
Above -700 GoP	4.35	1.02%	26,480	46,955	0.01%	0	165	165	0	99	99	0	66	66
A-1B(03) T Peak	0.28	0.06%	-	26,754	0.00%	0	10	10	0	6	6	0	4	4
A-1B(03) T Off- Peak	1.45	0.34%	2,856	-	#DIV/0!	0	43	43	0	24	24	0	19	19
E-11(55) Temp.	0.00	0.00%	2	9	0.01%	0	0	0	0	0	0	0	0	0
Sub-Total	**246.32**	**58.00%**	**844,285**	**704,728**	**0.04%**	**283**	**6,885**	**7,168**	**283**	**2,674**	**2,958**	**0**	**4,210**	**4,210**
For Peak Load Requirement Upto 20 KW					#DIV/0!									
Commercial - A2A (04)	10.28	2.42%	120,691	132,383	0.01%	278	388	666	278	205	483	0	183	183
A-2B(05)	1.93	0.45%	770	245	0.90%	1	67	68	1	42	43	0	25	25
A-2C (06) T Peak	3.24	0.76%	-	9,230	0.04%	44	122	166	44	76	121	0	46	46
A-2C (06) T Off -Peak	15.72	3.70%	4,450	66,003	0.03%	317	460	777	317	276	593	0	184	184
E-1ii(56) TEMP.	-	0.00%	-	-	#DIV/0!	0	0	0	0	0	0	0	0	0
Sub-Total	**31.17**	**7.34%**	**125,911**	**207,862**	**0.02%**	**840**	**1,037**	**1,678**	**640**	**599**	**1,240**	**0**	**438**	**438**
Industrial					#DIV/0!									
Industrial B-1 (07)	2.22	0.52%	4,654	66,294	0.00%	0	88	88	0	38	38	0	50	50
B-1 (08)	-	0.00%	55	-	#DIV/0!	0	0	0	0	0	0	0	0	0
B-1(09) PEAK	0.97	0.23%	-	46,136	0.00%	0	37	37	0	20	20	0	17	17
B-1(09) OFF-PEAK	9.75	2.30%	5,692	-	#DIV/0!	0	288	288	0	149	149	0	139	139
B-2A (10)	3.68	0.87%	805	72,555	0.01%	383	122	506	383	62	445	0	61	61
B-2B-(12) T Peak	5.00	1.18%	-	188,220	0.00%	994	188	1,182	994	104	1,098	0	84	84
B-2B-(12) T Off-Peak	34.24	8.06%	2,654	-	#DIV/0!	0	993	993	0	514	514	0	479	479
B-3 (14) T Peak	0.67	0.16%	-	3,018	0.03%	16	25	41	14	14	28	2	11	14
B-3 (14) T Off-Peak	3.63	0.85%	36	18,880	0.02%	95	95	190	95	54	149	0	40	40
B-4 (17) - Peak	0.40	0.09%	-	11,944	0.00%	60	15	75	60	8	68	0	6	6
B-4 (17) - Off Peak	2.59	0.61%	3	-	#DIV/0!	0	74	74	0	38	38	0	36	36
E-2 (58) Temp	0.20	0.05%	18	-	#DIV/0!	0	7	7	0	4	4	0	3	3
Sub-Total	**63.37**	**14.92%**	**13,917**	**407,048**	**0.02%**	**1,548**	**1,933**	**3,481**	**1,546**	**1,005**	**2,551**	**2**	**928**	**930**
Single Point Supply for Further Distribution					#DIV/0!									
C-1A (19)	0.60	0.14%	186	2,771	0.02%	0	25	25	0	12	12	0	13	13
C-1B (25)	4.93	1.16%	175	18,303	0.03%	97	186	283	97	99	196	0	87	87
C-1C(26)T Peak	0.90	0.21%	20	11,620	0.01%	61	34	95	61	21	83	0	13	13
C-1C(26)T Off Peak	5.52	1.30%	155	-	#DIV/0!	0	161	161	0	93	93	0	68	68
C-2A (28)	1.97	0.46%	16	-	#DIV/0!	0	67	67	0	39	39	0	27	27
C-2B (29)T Peak	2.12	0.50%	40	7,424	0.03%	37	80	117	37	50	87	0	30	30
C-2B(29)T Off-Peak	10.87	2.56%	13	17,579	0.07%	89	315	404	89	182	271	0	133	133
Sub-Total	**26.92**	**6.34%**	**605**	**57,698**	**0.05%**	**284**	**868**	**1,152**	**284**	**498**	**782**	**0**	**370**	**370**
Agriculture Tubewell - Tariff D					#DIV/0!									
Agriculture D-1A (41,42,43,44,46)	1.22	0.29%	2,127	92,555	0.00%	0	49	49	0	22	22	0	27	27
D2 (NOR)	2.51	0.59%	2,877	25,140	0.01%	60	94	155	60	51	112	0	43	43
D-2 (SUB)	-	0.00%		-	#DIV/0!	0	0	0	0	0	0	0	0	0
D-1B(T) Peak	4.48	1.06%		61,886	0.01%	149	129	278	149	60	208	0	70	70
D-1B(T) Off-Peak	7.46	1.76%	38	-	#DIV/0!	0	240	240	0	40	40	0	200	200
D-1B(T) Peak (NOR)	-	0.00%	-	-	#DIV/0!	0	0	0	0	0	0	0	0	0
D-1B(T) Peak (SUB)	0.48	0.11%	524	6,522	0.01%	16	18	34	16	3	19	0	15	15
D-1B(T) Peak (SUB)	-	0.00%	-	-	#DIV/0!	0	0	0	0	0	0	0	0	0
D-1B(T) Off-Peak	0.33	0.08%	3,704	-	#DIV/0!	0	9	9	0	2	2	0	6	6
	16.47	**3.88%**	**9,270**	**186,103**	**0.01%**	**225**	**539**	**763**	**225**	**178**	**403**	**0**	**360**	**360**
Public Lighting - Tariff G					#DIV/0!									
G(I)	2.92	0.69%	425	13,029	0.03%	0	98	98	0	60	60	0	38	38
Housing Colonies - Tariff H					#DIV/0!							0		0
H(1)	0.20	0.05%	19	2,334	0.01%	0	7	7	0	4	4	0	3	3
AJK Bulk Supply					#DIV/0!									0
	37.34	8.79%	14,384	106,027	0.04%	0	1,180	1,180	0	728	728	0	452	452
Total	424.70	100.00%	1,008,816	1,684,827	0.03%	2,980	12,547	15,527	2,978	5,748	8,726	2	6,799	6,801

Sukkur Electric Power Company Ltd.

FORM - 28 (b)

SUKKUR ELECTRIC POWR COMPANY LTD.

Proposed & Subsidy

FY 2024-25

Aug

Description	Unit Sale FY 2024-25	Sales Mix	No. of Consumers	Sanctioned Load	Load Factor	Revenue as per new proposed Tariff			Revenue as per GOP Notified Tariff			Subsidy		
						Fixed Charge	Variable Charge	Total	Fixed Charge	Variable Charge	Total	Fixed Charge	Variable Charge	Total
	(MkWh)	(%age)		(kW)	(%age)	(Rs/kW/M)		(Rs/kWh)	(Rs/kW/M)		(Rs/kWh)	(Rs/kW/M)		(Rs/kWh)
Residential														
Residential - A1														
Upto - 50	6.85	1.42%	93,102	106,027	0.01%	95	27	123	95	27	122	0	0	0
1-100 GoP Tariff	103.88	21.47%	450,639	104,391	0.11%	188	2,516	2,704	188	804	992	0	1,712	1,712
101 - 200 GoP Tariff	73.02	15.09%	119,536	176,040	0.05%	0	2,079	2,079	0	735	735	0	1,344	1,344
201 - 300 GoP Tariff	57.29	11.84%	76,084	98,176	0.07%	0	1,847	1,847	0	696	696	0	1,151	1,151
301 - 700 GoP Tariff	32.67	6.75%	75,586	146,375	0.03%	0	1,127	1,127	0	639	639	0	488	488
Above -700 GoP	4.95	1.02%	26,480	46,955	0.01%	0	187	187	0	112	112	0	75	75
A-1B(03) T Peak	0.31	0.06%	-	26,754	0.00%	0	12	12	0	7	7	0	5	5
A-1B(03) T Off- Peak	1.65	0.34%	2,856	-	#DIV/0!	0	49	49	0	27	27	0	22	22
E-11(55) Temp.	0.00	0.00%	2	9	0.01%	0	0	0	0	0	0	0	0	0
Sub-Total	280.62	58.00%	844,285	704,728	0.05%	283	7,843	8,127	283	3,047	3,330	0	4,797	4,797
For Peak Load Requirement Upto 20 KW					#DIV/0!									
Commercial - A2A (04)	11.71	2.42%	120,691	132,383	0.01%	278	442	720	278	234	512	0	208	208
A-2B(05)	2.20	0.45%	770	245	1.02%	1	76	78	1	48	49	0	29	29
A-2C (06) T Peak	3.69	0.76%	-	9,230	0.05%	44	139	183	44	87	131	0	52	52
A-2C (06) T Off-Peak	17.91	3.70%	4,450	66,003	0.03%	317	524	841	317	315	632	0	209	209
E-11(56) TEMP.	-	0.00%	-	-	#DIV/0!	0	0	0	0	0	0	0	0	0
Sub-Total	35.51	7.34%	125,911	207,862	0.02%	640	1,182	1,822	640	683	1,323	0	499	499
Industrial					#DIV/0!									
Industrial B-1 (07)	2.53	0.52%	4,854	68,294	0.00%	0	101	101	0	44	44	0	57	57
B-1 (08)	-	0.00%	55	-	#DIV/0!	0	0	0	0	0	0	0	0	0
B-1(09) PEAK	1.11	0.23%	-	46,136	0.00%	0	42	42	0	23	23	0	19	19
B-1(09) OFF-PEAK	11.11	2.30%	5,692	-	#DIV/0!	0	328	328	0	169	169	0	159	159
B-2A (10)	4.19	0.87%	805	72,555	0.01%	383	140	523	383	70	453	0	69	69
B-2B-(12) T Peak	5.70	1.18%	-	188,220	0.00%	994	214	1,208	994	118	1,112	0	96	96
B-2B-(12) T Off-Peak	39.01	8.06%	2,654	-	#DIV/0!	0	1,131	1,131	0	586	586	0	545	545
B-3 (14) T Peak	0.77	0.16%	-	3,018	0.03%	16	29	45	14	16	30	2	13	15
B-3 (14) T Off-Peak	4.13	0.85%	36	18,880	0.02%	95	108	203	95	62	157	0	46	46
B-4 (17) - Peak	0.45	0.09%	-	11,944	0.00%	60	17	77	60	9	70	0	7	7
B-4 (17) - Off Peak	2.95	0.61%	3	-	#DIV/0!	0	85	85	0	44	44	0	41	41
E-2 (58) Temp	0.23	0.05%	18	-	#DIV/0!	0	8	8	0	4	4	0	4	4
Sub-Total	72.19	14.92%	13,917	407,048	0.02%	1,548	2,202	3,750	1,546	1,145	2,691	2	1,057	1,059
Single Point Supply for Further Distribution					#DIV/0!									
C-1A (19)	0.69	0.14%	186	2,771	0.03%	0	29	29	0	14	14	0	14	14
C-1B (25)	5.61	1.16%	175	18,303	0.04%	97	212	309	97	113	210	0	99	99
C-1C(26)T Peak	1.03	0.21%	20	11,620	0.01%	61	39	100	61	24	86	0	14	14
C-1C(26)T Off Peak	6.28	1.30%	155	-	#DIV/0!	0	184	184	0	107	107	0	77	77
C-2A (28)	2.25	0.46%	16	-	#DIV/0!	0	76	76	0	45	45	0	31	31
C-2B (29)T Peak	2.42	0.50%	40	7,424	0.04%	37	91	128	37	57	94	0	34	34
C-2B(29)T Off-Peak	12.38	2.56%	13	17,579	0.08%	89	359	448	89	207	296	0	152	152
Sub-Total	30.67	6.34%	605	57,698	0.06%	284	989	1,273	284	567	851	0	422	422
Agriculture Tubewell - Tariff D					#DIV/0!									
Agriculture D-1A (41,42,43,44,46)	1.39	0.29%	2,127	92,555	0.00%	0	56	56	0	25	25	0	31	31
D2 (NOR)	2.85	0.59%	2,877	25,140	0.01%	60	107	168	60	59	119	0	49	49
D-2 (SUB)	-	0.00%	-	-	#DIV/0!	0	0	0	0	0	0	0	0	0
D-1B(T) Peak	5.11	1.06%	-	61,886	0.01%	149	147	296	149	68	216	0	80	80
D-1B(T) Off-Peak	8.50	1.76%	38	-	#DIV/0!	0	273	273	0	45	45	0	227	227
D-1B(T) Peak (NOR)	-	0.00%	-	-	#DIV/0!	0	0	0	0	0	0	0	0	0
D-1B(T) Peak (SUB)	0.54	0.11%	524	6,522	0.01%	16	21	36	16	4	20	0	17	17
D-1B(T) Peak (SUB)	-	0.00%	-	-	#DIV/0!	0	0	0	0	0	0	0	0	0
D-1B(T) Off-Peak	0.38	0.08%	3,704	-	#DIV/0!	0	10	10	0	3	3	0	7	7
	18.77	3.88%	9,270	186,103	0.01%	225	614	838	225	203	428	0	410	410
Public Lighting - Tariff G					#DIV/0!									
G(1)	3.33	0.69%	425	13,029	0.03%	0	112	112	0	69	69	0	43	43
Housing Colonies - Tariff H					#DIV/0!							0		0
H(1)	0.22	0.05%	19	2,334	0.01%	0	7	7	0	5	5	0	3	3
AJK Bulk Supply					#DIV/0!									0
	42.54	8.79%	14,384	106,027	0.05%	0	1,344	1,344	0	830	830	0	515	515
Total	483.84	100.00%	1,008,316	1,684,827	0.03%	2,980	14,294	17,274	2,978	6,548	9,527	2	7,745	7,748

Sukkur Electric Power Company Ltd

FORM - 28 (b)

SUKKUR ELECTRIC POWR COMPANY LTD.

Proposed & Subsidy

Sep

FY 2024-25

Description	Unit Sale FY 2024-25	Sales Mix	No. of Consumers	Sanctioned Load	Load Factor	Revenue as per new proposed Tariff			Revenue as per GOP Notified Tariff			Subsidy		
						Fixed Charge	Variable Charge	Total	Fixed Charge	Variable Charge	Total	Fixed Charge	Variable Charge	Total
	(MkWh)	(%age)		(kW)	(%age)	(Rs/kW/M)		(Rs/kWh)	(Rs/kW/M)		(Rs/kWh)	(Rs/kW/M)		(Rs/kWh)
Residential														
Residential - A1														
Upto - 50	5.97	1.42%	93,102	106,027	0.01%	95	24	119	95	24	119	0	0	0
1-100 GoP Tariff	90.56	21.47%	450,639	104,391	0.10%	188	2,193	2,381	188	701	889	0	1,492	1,492
101 - 200 GoP Tariff	63.65	15.09%	119,536	176,040	0.04%	0	1,812	1,812	0	640	640	0	1,172	1,172
201 - 300 GoP Tariff	49.94	11.84%	76,084	98,176	0.06%	0	1,610	1,610	0	607	607	0	1,003	1,003
301 - 700 GoP Tariff	28.48	6.75%	75,586	146,375	0.02%	0	982	982	0	557	557	0	426	426
Above -700 GoP	4.32	1.02%	26,480	46,955	0.01%	0	163	163	0	98	98	0	66	66
A-1B(03) T Peak	0.27	0.06%	-	26,754	0.00%	0	10	10	0	6	6	0	4	4
A-1B(03) T Off- Peak	1.44	0.34%	2,856	-	#DIV/0!	0	42	42	0	23	23	0	19	19
E-11(55) Temp.	0.00	0.00%	2	9	0.01%	0	0	0	0	0	0	0	0	0
Sub-Total	244.63	58.00%	844,285	704,726	0.04%	283	6,838	7,121	283	2,656	2,939	0	4,182	4,182
For Peak Load Requirement Upto 20 KW					#DIV/0!									
Commercial - A2A (04)	10.21	2.42%	120,691	132,383	0.01%	278	385	663	278	204	482	0	182	182
A-2B(05)	1.91	0.45%	770	245	0.89%	1	67	68	1	41	43	0	25	25
A-2C (06) T Peak	3.22	0.76%	-	9,230	0.04%	44	121	165	44	76	120	0	45	45
A-2C (06) T Off -Peak	15.61	3.70%	4,450	66,003	0.03%	317	457	774	317	274	591	0	183	183
E-1ii(56) TEMP.	-	0.00%	-	-	#DIV/0!	0	0	0	0	0	0	0	0	0
Sub-Total	30.95	7.34%	125,911	207,862	0.02%	640	1,030	1,670	640	595	1,236	0	435	435
Industrial					#DIV/0!									
Industrial B-1 (07)	2.21	0.52%	4,654	66,294	0.00%	0	88	88	0	38	38	0	50	50
B-1 (08)	-	0.00%	55	-	#DIV/0!	0	0	0	0	0	0	0	0	0
B-1(09) PEAK	0.97	0.23%	-	46,136	0.00%	0	37	37	0	20	20	0	17	17
B-1(09) OFF-PEAK	9.69	2.30%	5,692	-	#DIV/0!	0	286	286	0	148	148	0	138	138
B-2A (10)	3.66	0.87%	805	72,555	0.01%	383	122	505	383	61	444	0	60	60
B-2B-(12) T Peak	4.97	1.18%	-	188,220	0.00%	994	187	1,181	994	103	1,097	0	84	84
B-2B-(12) T Off-Peak	34.01	8.06%	2,654	-	#DIV/0!	0	986	986	0	511	511	0	475	475
B-3 (14) T Peak	0.67	0.16%	-	3,018	0.03%	16	25	41	14	14	28	2	11	13
B-3 (14) T Off-Peak	3.60	0.85%	36	18,880	0.02%	95	94	189	95	54	149	0	40	40
B-4 (17) - Peak	0.40	0.09%	-	11,944	0.00%	60	15	75	60	8	68	0	6	6
B-4 (17) - Off Peak	2.57	0.61%	3	-	#DIV/0!	0	74	74	0	38	38	0	36	36
E-2 (58) Temp	0.20	0.05%	18	-	#DIV/0!	0	7	7	0	4	4	0	3	3
Sub-Total	82.93	14.92%	13,917	407,048	0.02%	1,548	1,919	3,468	1,546	998	2,544	2	921	923
Single Point Supply for Further Distribution					#DIV/0!									
C-1A (19)	0.60	0.14%	186	2,771	0.02%	0	25	25	0	12	12	0	13	13
C-1B (25)	4.89	1.16%	175	18,303	0.03%	97	185	281	97	98	195	0	86	86
C-1C(26)T Peak	0.90	0.21%	20	11,620	0.01%	61	34	95	61	21	82	0	13	13
C-1C(26)T Off Peak	5.48	1.30%	155	-	#DIV/0!	0	160	160	0	93	93	0	68	68
C-2A (28)	1.96	0.46%	16	-	#DIV/0!	0	66	66	0	39	39	0	27	27
C-2B (29)T Peak	2.11	0.50%	40	7,424	0.03%	37	79	117	37	50	87	0	30	30
C-2B(29)T Off-Peak	10.80	2.56%	13	17,579	0.07%	89	313	402	89	181	269	0	132	132
Sub-Total	26.73	6.34%	605	57,698	0.05%	284	862	1,146	284	494	778	0	368	368
Agriculture Tubewell - Tariff D					#DIV/0!									
Agriculture D-1A (41,42,43,44,46)	1.21	0.29%	2,127	92,555	0.00%	0	48	48	0	21	21	0	27	27
D2 (NOR)	2.49	0.59%	2,877	25,140	0.01%	60	94	154	60	51	111	0	43	43
D-2 (SUB)	-	0.00%	-	-	#DIV/0!	0	0	0	0	0	0	0	0	0
D-1B(T) Peak	4.45	1.06%	-	61,886	0.01%	149	129	277	149	59	208	0	69	69
D-1B(T) Off-Peak	7.41	1.76%	38	-	#DIV/0!	0	238	238	0	40	40	0	198	198
D-1B(T) Peak (NOR)	-	0.00%	-	-	#DIV/0!	0	0	0	0	0	0	0	0	0
D-1B(T) Peak (SUB)	0.48	0.11%	524	6,522	0.01%	16	18	34	16	3	19	0	14	14
D-1B(T) Peak (SUB)	-	0.00%	-	-	#DIV/0!	0	0	0	0	0	0	0	0	0
D-1B(T) Off-Peak	0.33	0.08%	3,704	-	#DIV/0!	0	8	8	0	2	2	0	6	6
	16.36	3.88%	9,270	186,103	0.01%	225	535	759	225	177	402	0	358	358
Public Lighting - Tariff G					#DIV/0!									
G(f)	2.90	0.69%	425	13,029	0.03%	0	98	98	0	60	60	0	38	38
Housing Colonies - Tariff H					#DIV/0!							0		0
H(1)	0.19	0.05%	19	2,334	0.01%	0	7	7	0	4	4	0	3	3
AJK Bulk Supply					#DIV/0!									0
	37.08	8.79%	14,384	106,027	0.04%	0	1,172	1,172	0	723	723	0	449	449
Total	421.79	100.00%	1,008,816	1,684,827	0.03%	2,980	12,461	15,441	2,978	5,708	8,687	2	6,752	6,754

Sukkur Electric Power Company Ltd.

FORM - 28 (b)

SUKKUR ELECTRIC POWR COMPANY LTD.

Proposed & Subsidy

FY 2024-25 (1st Qtr)

Jul-Sep

Description	1st Qtr	Sales Mix	No. of Consumers	Sanctioned Load	Load Factor	Revenue as per new proposed Tariff			Revenue as per GOP Notified Tariff			Subsidy		
						Fixed Charge	Variable Charge	Total	Fixed Charge	Variable Charge	Total	Fixed Charge	Variable Charge	Total
	(MkWh)	(%age)		(kW)	(%age)	(Rs/kW/M)		(Rs/kWh)	(Rs/kW/M)		(Rs/kWh)	(Rs/kW/M)		(Rs/kWh)
Residential														
Residential - A1														
Upto - 50	18.83	1.42%	93,102	106,027	0.02%	286	75	362	286	74	361	0	1	1
1-100 GoP Tariff	285.62	21.47%	450,639	104,391	0.31%	564	6,918	7,481	564	2,211	2,774	0	4,707	4,707
101 - 200 GoP Tariff	200.76	15.09%	119,536	176,040	0.13%	0	5,715	5,715	0	2,020	2,020	0	3,695	3,695
201 - 300 GoP Tariff	157.52	11.84%	76,084	98,176	0.18%	0	5,078	5,078	0	1,914	1,914	0	3,164	3,164
301 - 700 GoP Tariff	89.82	6.75%	75,336	146,375	0.07%	0	3,098	3,098	0	1,756	1,756	0	1,342	1,342
Above -700 GoP	13.62	1.02%	26,480	46,955	0.03%	0	515	515	0	309	309	0	207	207
A-1B(03) T Peak	0.86	0.06%	-	26,754	0.00%	0	33	33	0	20	20	0	13	13
A-1B(03) T Off- Peak	4.53	0.34%	2,856	-	#DIV/0!	0	134	134	0	74	74	0	60	60
E-11(55) Temp.	0.00	0.00%	2	9	0.04%	0	0	0	0	0	0	0	0	0
Sub-Total	**771.57**	**58.00%**	**844,285**	**704,726**	0.12%	**850**	**21,566**	**22,416**	**850**	**8,377**	**9,227**	**0**	**13,189**	**13,189**
For Peak Load Requirement Upto 20 KW														
Commercial - A2A (04)	32.20	2.42%	120,691	132,383	0.03%	834	1,215	2,049	834	642	1,476	0	573	573
A-2B(05)	6.04	0.45%	770	245	2.81%	4	210	214	4	131	135	0	80	80
A-2C (06) T Peak	10.15	0.76%	-	9,230	0.13%	133	382	515	133	239	372	0	143	143
A-2C (06) T Off -Peak	49.23	3.70%	4,450	66,003	0.09%	950	1,441	2,392	950	866	1,816	0	576	576
E-1ii(56) TEMP.	-	0.00%	-	-		0	0	0	0	0	0	0	0	0
Sub-Total	**97.62**	**7.34%**	**125,911**	**207,862**	0.05%	**2,771**	**24,948**	**27,719**	**2,771**	**10,328**	**13,100**	**0**	**14,620**	**14,620**
Industrial														
Industrial B-1 (07)	6.96	0.52%	4,654	66,294	0.01%	0	277	277	0	120	120	0	157	157
B-1 (08)	-	0.00%	55	-	#DIV/0!	0	0	0	0	0	0	0	0	0
B-1(09) PEAK	3.05	0.23%	-	46,136	0.01%	0	116	116	0	63	63	0	52	52
B-1(09) OFF-PEAK	30.55	2.30%	5,692	-	#DIV/0!	0	902	902	0	465	465	0	436	436
B-2A (10)	11.53	0.87%	805	72,555	0.02%	1,149	384	1,533	1,149	193	1,342	0	191	191
B-2B-(12) T Peak	15.87	1.18%	-	188,220	0.01%	2,981	590	3,571	2,981	325	3,306	0	265	265
B-2B-(12) T Off-Peak	107.27	8.06%	2,654	-	#DIV/0!	0	3,111	3,111	0	1,611	1,611	0	1,499	1,499
B-3 (14) T Peak	2.11	0.16%	-	3,018	0.08%	48	79	127	41	44	85	7	36	42
B-3 (14) T Off-Peak	11.37	0.85%	36	18,880	0.07%	285	296	582	285	170	455	0	126	126
B-4 (17) - Peak	1.25	0.09%	-	11,944	0.01%	181	46	227	181	26	206	0	20	20
B-4 (17) - Off Peak	8.11	0.61%	3	-	#DIV/0!	0	233	233	0	120	120	0	113	113
E-2 (58) Temp	0.62	0.05%	18	-	#DIV/0!	0	21	21	0	11	11	0	10	10
Sub-Total	**198.49**	**14.92%**	**13,917**	**407,048**	0.06%	**4,645**	**6,054**	**10,699**	**4,638**	**3,149**	**7,787**	**7**	**2,906**	**2,912**
Single Point Supply for Further Distribution					#DIV/0!									
C-1A (19)	1.89	0.14%	186	2,771	0.08%	0	79	79	0	39	39	0	40	40
C-1B (25)	15.43	1.16%	175	18,303	0.10%	290	583	873	290	311	601	0	272	272
C-1C(26)T Peak	2.83	0.21%	20	11,620	0.03%	184	107	291	184	67	251	0	40	40
C-1C(26)T Off Peak	17.28	1.30%	155	-	#DIV/0!	0	506	506	0	293	293	0	213	213
C-2A (28)	6.18	0.46%	16	-	#DIV/0!	0	208	208	0	123	123	0	85	85
C-2B (29)T Peak	6.65	0.50%	40	7,424	0.10%	112	250	362	112	157	269	0	94	94
C-2B(29)T Off-Peak	34.05	2.56%	13	17,579	0.22%	266	987	1,253	266	570	836	0	417	417
Sub-Total	**84.32**	**6.34%**	**605**	**57,698**	0.17%	**852**	**2,720**	**3,572**	**852**	**1,559**	**2,411**	**0**	**1,160**	**1,160**
Agriculture Tubewell - Tariff D					#DIV/0!									
Agriculture D-1A (41,42,43,44,46)	3.82	0.29%	2,127	92,555	0.00%	0	153	153	0	67	67	0	86	86
D2 (NOR)	7.85	0.59%	2,877	25,140	0.04%	181	295	476	181	161	342	0	134	134
D-2 (SUB)	-	0.00%	-	-	#DIV/0!	0	0	0	0	0	0	0	0	0
D-1B(T) Peak	14.04	1.06%	-	61,886	0.03%	446	405	851	446	187	632	0	219	219
D-1B(T) Off-Peak	23.37	1.76%	38	-	#DIV/0!	0	750	750	0	125	125	0	625	625
D-1B(T) Peak (NOR)	-	0.00%	-	-	#DIV/0!	0	0	0	0	0	0	0	0	0
D-1B(T) Peak (SUB)	1.50	0.11%	524	6,522	0.03%	47	56	103	47	11	58	0	45	45
D-1B(T) Peak (SUB)	-	0.00%	-	-	#DIV/0!	0	0	0	0	0	0	0	0	0
D-1B(T) Off-Peak	1.03	0.08%	3,704	-	#DIV/0!	0	27	27	0	8	8	0	19	19
	51.60	3.88%	9,270	186,103	0.03%	674	1,687	2,361	674	559	1,232	0	1,128	1,128
Public Lighting - Tariff G					#DIV/0!									
G(1)	9.16	0.69%	425	13,029	0.08%	0	308	308	0	189	189	0	119	119
Housing Colonies - Tariff H					#DIV/0!							0		0
H(1)	0.61	0.05%	19	2,334	0.03%	0	21	21	0	13	13	0	8	8
AJK Bulk Supply					#DIV/0!									0
	116.96	8.79%	14,384	106,027	0.13%	0	3,697	3,697	0	2,282	2,282	0	1,415	1,415
Total	1,330.33	100.00%	1,008,316	1,884,827	0.09%	9,791	61,000	70,791	9,785	26,455	36,240	7	34,545	34,551

Sukkur Electric Power Company Ltd.

FORM - 28 (b)

SUKKUR ELECTRIC POWR COMPANY LTD.

Proposed & Subsidy

FY 2024-25

Oct

Description	Unit Sale FY 2024-25	Sales Mix	No. of Consumers	Sanctioned Load	Load Factor	Revenue as per new proposed Tariff			Revenue as per GOP Notified Tariff			Subsidy		
						Fixed Charge	Variable Charge	Total	Fixed Charge	Variable Charge	Total	Fixed Charge	Variable Charge	Total
	(MkWh)	(%age)		(kW)	(%age)	(Rs/kW/M)		(Rs/kWh)	(Rs/kW/M)		(Rs/kWh)	(Rs/kW/M)		(Rs/kWh)
Residential														
Residential - A1														
Upto - 50	5.10	1.42%	93,102	106,027	0.01%	95	20	116	95	20	116	0	0	0
1-100 GoP Tariff	77.42	21.47%	450,639	104,391	0.08%	188	1,875	2,063	188	599	787	0	1,276	1,276
101 - 200 GoP Tariff	54.42	15.09%	119,536	176,040	0.04%	0	1,549	1,549	0	547	547	0	1,002	1,002
201 - 300 GoP Tariff	42.70	11.84%	76,084	98,176	0.05%	0	1,376	1,376	0	519	519	0	858	858
301 - 700 GoP Tariff	24.35	6.75%	75,586	146,375	0.02%	0	840	840	0	476	476	0	364	364
Above -700 GoP	3.69	1.02%	26,480	46,955	0.01%	0	140	140	0	84	84	0	56	56
A-1B(03) T Peak	0.23	0.06%	-	26,754	0.00%	0	9	9	0	5	5	0	4	4
A-1B(03) T Off- Peak	1.23	0.34%	2,856	-	#DIV/0!	0	36	36	0	20	20	0	16	16
E-11(55) Temp.	0.00	0.00%	2	9	0.01%	0	0	0	0	0	0	0	0	0
Sub-Total	**209.13**	**58.00%**	**844,285**	**704,726**	0.03%	**283**	**5,845**	**6,129**	**283**	**2,270**	**2,554**	**0**	**3,575**	**3,575**
For Peak Load Requirement Upto 20 KW					#DIV/0!									
Commercial - A2A (04)	8.73	2.42%	120,691	132,383	0.01%	278	329	607	278	174	452	0	155	155
A-2B(05)	1.64	0.45%	770	245	0.76%	1	57	58	1	35	37	0	22	22
A-2C (06) T Peak	2.75	0.76%	-	9,230	0.03%	44	103	148	44	65	109	0	39	39
A-2C (06) T Off -Peak	13.34	3.70%	4,450	66,003	0.02%	317	391	708	317	235	551	0	156	156
E-1ii(56) TEMP.	-	0.00%	-	-	#DIV/0!	0	0	0	0	0	0	0	0	0
Sub-Total	**26.46**	**7.34%**	**125,911**	**207,862**	0.01%	**640**	**881**	**1,521**	**640**	**509**	**1,149**	**0**	**372**	**372**
Industrial					#DIV/0!									
Industrial B-1 (07)	1.89	0.52%	4,654	66,294	0.00%	0	75	75	0	33	33	0	43	43
B-1 (08)	-	0.00%	55	-	#DIV/0!	0	0	0	0	0	0	0	0	0
B-1(09) PEAK	0.83	0.23%	-	46,136	0.00%	0	31	31	0	17	17	0	14	14
B-1(09) OFF-PEAK	8.28	2.30%	5,692	-	#DIV/0!	0	244	244	0	126	126	0	118	118
B-2A (10)	3.12	0.87%	805	72,555	0.00%	383	104	487	383	52	435	0	52	52
B-2B-(12) T Peak	4.25	1.18%	-	188,220	0.00%	994	160	1,154	994	88	1,082	0	72	72
B-2B-(12) T Off-Peak	29.07	8.06%	2,654	-	#DIV/0!	0	843	843	0	437	437	0	406	406
B-3 (14) T Peak	0.57	0.16%	-	3,018	0.02%	16	22	37	14	12	26	2	10	12
B-3 (14) T Off-Peak	3.08	0.85%	36	18,880	0.02%	95	80	175	95	46	141	0	34	34
B-4 (17) - Peak	0.34	0.09%	-	11,944	0.00%	60	13	73	60	7	67	0	6	6
B-4 (17) - Off Peak	2.20	0.61%	3	-	#DIV/0!	0	63	63	0	33	33	0	31	31
E-2 (58) Temp	0.17	0.05%	18	-	#DIV/0!	0	6	6	0	3	3	0	3	3
Sub-Total	**53.80**	**14.92%**	**13,917**	**407,048**	0.02%	**1,548**	**1,641**	**3,189**	**1,546**	**853**	**2,399**	**2**	**788**	**790**
Single Point Supply for Further Distribution					#DIV/0!									
C-1A (19)	0.51	0.14%	186	2,771	0.02%	0	21	21	0	11	11	0	11	11
C-1B (25)	4.18	1.16%	175	18,303	0.03%	97	158	255	97	84	181	0	74	74
C-1C(26)T Peak	0.77	0.21%	20	11,620	0.01%	61	29	90	61	18	79	0	11	11
C-1C(26)T Off Peak	4.68	1.30%	155	-	#DIV/0!	0	137	137	0	79	79	0	58	58
C-2A (28)	1.68	0.46%	16	-	#DIV/0!	0	56	56	0	33	33	0	23	23
C-2B (29)T Peak	1.80	0.50%	40	7,424	0.03%	37	68	105	37	42	80	0	25	25
C-2B(29)T Off-Peak	9.23	2.56%	13	17,579	0.06%	89	268	356	89	155	243	0	113	113
Sub-Total	**22.85**	**6.34%**	**605**	**57,698**	0.05%	**284**	**737**	**1,021**	**284**	**423**	**707**	**0**	**315**	**315**
Agriculture Tubewell - Tariff D					#DIV/0!									
Agriculture D-1A (41,42,43,44,46)	1.04	0.29%	2,127	92,555	0.00%	0	41	41	0	18	18	0	23	23
D2 (NOR)	2.13	0.59%	2,877	25,140	0.01%	60	80	140	60	44	104	0	36	36
D-2 (SUB)	-	0.00%	-	-	#DIV/0!	0	0	0	0	0	0	0	0	0
D-1B(T) Peak	3.80	1.06%	-	61,886	0.01%	149	110	258	149	51	199	0	59	59
D-1B(T) Off-Peak	6.33	1.76%	38	-	#DIV/0!	0	203	203	0	34	34	0	169	169
D-1B(T) Peak (NOR)	-	0.00%	-	-	#DIV/0!	0	0	0	0	0	0	0	0	0
D-1B(T) Peak (SUB)	0.41	0.11%	524	6,522	0.01%	16	15	31	16	3	19	0	12	12
D-1B(T) Peak (SUB)	-	0.00%	-	-	#DIV/0!	0	0	0	0	0	0	0	0	0
D-1B(T) Off-Peak	0.28	0.08%	3,704	-	#DIV/0!	0	7	7	0	2	2	0	5	5
	13.99	**3.88%**	**9,270**	**186,103**	0.01%	**225**	**457**	**682**	**225**	**151**	**376**	**0**	**306**	**306**
Public Lighting - Tariff G					#DIV/0!									
G(1)	2.48	0.69%	425	13,029	0.02%	0	84	84	0	51	51	0	32	32
Housing Colonies - Tariff H					#DIV/0!							0		0
H(1)	0.17	0.05%	19	2,334	0.01%	0	6	6	0	3	3	0	2	2
AJK Bulk Supply					#DIV/0!									0
	31.70	8.79%	14,384	106,027	0.03%	0	1,002	1,002	0	618	618	0	383	383
Total	**360.58**	**100.00%**	**1,008,816**	**1,684,827**	0.02%	**2,980**	**10,652**	**13,633**	**2,978**	**4,880**	**7,858**	**2**	**5,772**	**5,774**

Sukkur Electric Power Company Ltd.

FORM - 28 (b)

SUKKUR ELECTRIC POWR COMPANY LTD.

Proposed & Subsidy

FY 2024-25

Nov

Description	Unit Sale FY 2024-25	Sales Mix	No. of Consumers	Sanctioned Load	Load Factor	Revenue as per new proposed Tariff			Revenue as per GOP Notified Tariff			Subsidy		
						Fixed Charge	Variable Charge	Total	Fixed Charge	Variable Charge	Total	Fixed Charge	Variable Charge	Total
	(MkWh)	(%age)		(kW)	(%age)	(Rs/kW/M)		(Rs/kWh)	(Rs/kW/M)		(Rs/kWh)	(Rs/kW/M)		(Rs/kWh)
Residential														
Residential - A1														
Upto - 50	3.69	1.42%	93,102	106,027	0.00%	95	15	110	95	15	110	0	0	0
1-100 GoP Tariff	55.94	21.47%	450,639	104,391	0.06%	188	1,355	1,543	188	433	621	0	922	922
101 - 200 GoP Tariff	39.32	15.09%	119,536	176,040	0.03%	0	1,119	1,119	0	396	396	0	724	724
201 - 300 GoP Tariff	30.85	11.84%	76,084	98,176	0.04%	0	995	995	0	375	375	0	620	620
301 - 700 GoP Tariff	17.59	6.75%	75,586	146,375	0.01%	0	607	607	0	344	344	0	263	263
Above -700 GoP	2.67	1.02%	26,480	46,955	0.01%	0	101	101	0	60	60	0	41	41
A-1B(03) T Peak	0.17	0.06%	-	26,754	0.00%	0	6	6	0	4	4	0	3	3
A-1B(03) T Off- Peak	0.89	0.34%	2,856	-	#DIV/0!	0	26	26	0	14	14	0	12	12
E-11(55) Temp.	0.00	0.00%	2	9	0.01%	0	0	0	0	0	0	0	0	0
Sub-Total	**151.13**	**58.00%**	**844,285**	**704,726**	**0.02%**	**283**	**4,224**	**4,507**	**283**	**1,641**	**1,924**	**0**	**2,583**	**2,583**
For Peak Load Requirement Upto 20 KW					#DIV/0!									
Commercial - A2A (04)	6.31	2.42%	120,691	132,383	0.01%	278	238	516	278	126	404	0	112	112
A-2B(05)	1.18	0.45%	770	245	0.55%	1	41	42	1	26	27	0	16	16
A-2C (06) T Peak	1.99	0.76%	-	9,230	0.02%	44	75	119	44	47	91	0	28	28
A-2C (06) T Off -Peak	9.64	3.70%	4,450	66,003	0.02%	317	282	599	317	170	486	0	113	113
E-1ii(56) TEMP.	-	0.00%	-	-	#DIV/0!	0	0	0	0	0	0	0	0	0
Sub-Total	**19.12**	**7.34%**	**125,911**	**207,862**	**0.01%**	**640**	**636**	**1,277**	**640**	**368**	**1,008**	**0**	**269**	**269**
Industrial					#DIV/0!									
Industrial B-1 (07)	1.36	0.52%	4,654	86,294	0.00%	0	54	54	0	23	23	0	31	31
B-1 (08)	-	0.00%	55	-	#DIV/0!	0	0	0	0	0	0	0	0	0
B-1(09) PEAK	0.60	0.23%	-	46,136	0.00%	0	23	23	0	12	12	0	10	10
B-1(09) OFF-PEAK	5.98	2.30%	5,692	-	#DIV/0!	0	177	177	0	91	91	0	85	85
B-2A (10)	2.26	0.87%	805	72,555	0.00%	383	75	458	383	38	421	0	37	37
B-2B-(12) T Peak	3.07	1.18%	-	188,220	0.00%	994	115	1,109	994	64	1,057	0	52	52
B-2B-(12) T Off-Peak	21.01	8.06%	2,554	-	#DIV/0!	0	609	609	0	316	316	0	294	294
B-3 (14) T Peak	0.41	0.16%	-	3,018	0.02%	16	16	31	14	9	22	2	7	9
B-3 (14) T Off-Peak	2.23	0.85%	36	18,880	0.01%	95	58	153	95	33	128	0	25	25
B-4 (17) - Peak	0.24	0.09%	-	11,944	0.00%	60	9	69	60	5	65	0	4	4
B-4 (17) - Off Peak	1.59	0.61%	3	-	#DIV/0!	0	46	46	0	24	24	0	22	22
E-2 (58) Temp	0.12	0.05%	18	-	#DIV/0!	0	4	4	0	2	2	0	2	2
Sub-Total	**38.88**	**14.92%**	**13,917**	**407,048**	**0.01%**	**1,548**	**1,186**	**2,734**	**1,546**	**617**	**2,163**	**2**	**569**	**571**
Single Point Supply for Further Distribution					#DIV/0!									
C-1A (19)	0.37	0.14%	186	2,771	0.02%	0	15	15	0	8	8	0	8	8
C-1B (25)	3.02	1.16%	175	18,303	0.02%	97	114	211	97	61	157	0	53	53
C-1C(26)T Peak	0.55	0.21%	20	11,620	0.01%	61	21	82	61	13	74	0	8	8
C-1C(26)T Off Peak	3.38	1.30%	155	-	#DIV/0!	0	99	99	0	57	57	0	42	42
C-2A (28)	1.21	0.46%	16	-	#DIV/0!	0	41	41	0	24	24	0	17	17
C-2B (29)T Peak	1.30	0.50%	40	7,424	0.02%	37	49	86	37	31	68	0	18	18
C-2B(29)T Off-Peak	6.67	2.56%	13	17,579	0.04%	89	193	282	89	112	200	0	82	82
Sub-Total	**16.51**	**6.34%**	**605**	**57,698**	**0.03%**	**284**	**533**	**817**	**284**	**305**	**589**	**0**	**227**	**227**
Agriculture Tubewell - Tariff D					#DIV/0!									
Agriculture D-1A (41,42,43,44,46)	0.75	0.29%	2,127	92,555	0.00%	0	30	30	0	13	13	0	17	17
D2 (NOR)	1.54	0.59%	2,977	25,140	0.01%	60	58	118	60	32	92	0	26	26
D-2 (SUB)	-	0.00%	-	-	#DIV/0!	0	0	0	0	0	0	0	0	0
D-1B(T) Peak	2.75	1.06%	-	61,886	0.01%	149	79	228	149	37	185	0	43	43
D-1B(T) Off-Peak	4.58	1.76%	38	-	#DIV/0!	0	147	147	0	24	24	0	122	122
D-1B(T) Peak (NOR)	-	0.00%	-	-	#DIV/0!	0	0	0	0	0	0	0	0	0
D-1B(T) Peak (SUB)	0.29	0.11%	524	6,522	0.01%	16	11	27	16	2	18	0	9	9
D-1B(T) Peak (SUB)	-	0.00%	-	-	#DIV/0!	0	0	0	0	0	0	0	0	0
D-1B(T) Off-Peak	0.20	0.08%	3,704	-	#DIV/0!	0	5	5	0	1	1	0	4	4
	10.11	**3.88%**	**9,270**	**186,103**	**0.01%**	**225**	**330**	**555**	**225**	**109**	**334**	**0**	**221**	**221**
Public Lighting - Tariff G					#DIV/0!									
G(1)	1.79	0.69%	425	13,029	0.02%	0	60	60	0	37	37	0	23	23
Housing Colonies - Tariff H					#DIV/0!							0		0
H(1)	0.12	0.05%	19	2,334	0.01%	0	4	4	0	2	2	0	2	2
AJK Bulk Supply					#DIV/0!									0
	22.91	8.79%	14,384	106,027	0.02%	0	724	724	0	447	447	0	277	277
Total	**260.57**	**100.00%**	**1,008,816**	**1,684,827**	**0.02%**	**2,980**	**7,698**	**10,678**	**2,978**	**3,527**	**6,505**	**2**	**4,171**	**4,173**

Sukkur Electric Power Company Ltd.

FORM - 28 (b)

SUKKUR ELECTRIC POWR COMPANY LTD.

Proposed & Subsidy

FY 2024-25

Dec

Description	Unit Sale FY 2024-25	Sales Mix	No. of Consumers	Sanctioned Load	Load Factor	Revenue as per new proposed Tariff			Revenue as per GOP Notified Tariff			Subsidy		
						Fixed Charge	Variable Charge	Total	Fixed Charge	Variable Charge	Total	Fixed Charge	Variable Charge	Total
	(MWh)	(%age)		(kW)	(%age)	(Rs/kW/M)		(Rs/kWh)	(Rs/kW/M)		(Rs/kWh)	(Rs/kW/M)		(Rs/kWh)
Residential														
Residential - AI														
Upto - 50	3.42	1.42%	93,102	106,027	0.00%	95	14	109	95	13	109	0	0	0
1-100 GoP Tariff	51.83	21.47%	450,639	104,391	0.06%	188	1,255	1,443	188	401	589	0	854	854
101 - 200 GoP Tariff	36.43	15.09%	119,536	176,040	0.02%	0	1,037	1,037	0	367	367	0	671	671
201 - 300 GoP Tariff	28.59	11.84%	76,084	98,176	0.03%	0	922	922	0	347	347	0	574	574
301 - 700 GoP Tariff	16.30	6.75%	75,586	146,375	0.01%	0	562	562	0	319	319	0	244	244
Above -700 GoP	2.47	1.02%	26,480	46,955	0.01%	0	94	94	0	56	56	0	38	38
A-1B(03) T Peak	0.16	0.06%	-	26,754	0.00%	0	8	8	0	4	4	0	2	2
A-1B(03) T Off- Peak	0.82	0.34%	2,856	-	#DIV/0!	0	24	24	0	13	13	0	11	11
E-11(53) Temp.	0.00	0.00%	2	9	0.01%	0	0	0	0	0	0	0	0	0
Sub-Total	140.03	58.00%	844,285	704,726	0.02%	283	3,914	4,197	283	1,520	1,804	0	2,394	2,394
For Peak Load Requirement Upto 20 KW					#DIV/0!									
Commercial - A2A (04)	5.84	2.42%	120,691	132,383	0.01%	278	221	499	278	117	395	0	104	104
A-2B(05)	1.10	0.45%	770	245	0.51%	1	38	39	1	24	25	0	14	14
A-2C (06) T Peak	1.84	0.76%	-	9,230	0.02%	44	69	114	44	43	88	0	26	26
A-2C (06) T Off -Peak	8.93	3.70%	4,450	66,003	0.02%	317	262	578	317	157	474	0	105	105
E-1ii(56) TEMP.	-	0.00%	-	-	#DIV/0!	0	0	0	0	0	0	0	0	0
Sub-Total	17.72	7.34%	125,911	207,862	0.01%	640	590	1,230	640	341	981	0	249	249
Industrial					#DIV/0!									
Industrial B-1 (07)	1.26	0.52%	4,654	66,294	0.00%	0	50	50	0	22	22	0	29	29
B-1 (08)	-	0.00%	55	-	#DIV/0!	0	0	0	0	0	0	0	0	0
B-1(09) PEAK	0.55	0.23%	-	46,136	0.00%	0	21	21	0	12	12	0	9	9
B-1(09) OFF-PEAK	5.54	2.30%	5,692	-	#DIV/0!	0	164	164	0	84	84	0	79	79
B-2A (10)	2.09	0.87%	805	72,555	0.00%	383	70	453	383	35	418	0	35	35
B-2B-(12) T Peak	2.84	1.18%	-	188,220	0.00%	994	107	1,101	994	59	1,053	0	48	48
B-2B-(12) T Off-Peak	19.47	8.06%	2,654	-	#DIV/0!	0	565	565	0	292	292	0	272	272
B-3 (14) T Peak	0.38	0.16%	-	3,018	0.01%	16	14	30	14	8	22	2	6	9
B-3 (14) T Off-Peak	2.06	0.85%	36	18,880	0.01%	95	54	149	95	31	126	0	23	23
B-4 (17) - Peak	0.23	0.09%	-	11,944	0.00%	60	8	69	60	5	65	0	4	4
B-4 (17) - Off Peak	1.47	0.61%	3	-	#DIV/0!	0	42	42	0	22	22	0	20	20
E-2 (58) Temp	0.11	0.05%	18	-	#DIV/0!	0	4	4	0	2	2	0	2	2
Sub-Total	36.02	14.92%	13,917	407,048	0.01%	1,548	1,099	2,647	1,546	571	2,117	2	527	529
Single Point Supply for Further Distribution					#DIV/0!									
C-1A (19)	0.34	0.14%	186	2,771	0.01%	0	14	14	0	7	7	0	7	7
C-1B (25)	2.80	1.16%	175	18,303	0.02%	97	106	202	97	56	153	0	49	49
C-1C(26)T Peak	0.51	0.21%	20	11,620	0.01%	61	19	81	61	12	73	0	7	7
C-1C(26)T Off Peak	3.14	1.30%	155	-	#DIV/0!	0	92	92	0	53	53	0	39	39
C-2A (28)	1.12	0.46%	16	-	#DIV/0!	0	38	38	0	22	22	0	15	15
C-2B (29)T Peak	1.21	0.50%	40	7,424	0.02%	37	45	83	37	28	66	0	17	17
C-2B(29)T Off-Peak	6.18	2.56%	13	17,579	0.04%	89	179	268	89	104	192	0	76	76
Sub-Total	15.30	6.34%	605	57,698	0.03%	284	494	778	284	283	567	0	211	211
Agriculture Tubewell - Tariff D					#DIV/0!									
Agriculture D-1A (41,42,43,44,46)	0.69	0.29%	2,127	92,555	0.00%	0	28	28	0	12	12	0	16	16
D2 (NOR)	1.42	0.59%	2,877	25,140	0.01%	60	54	114	60	29	90	0	24	24
D-2 (SUB)	-	0.00%	-	-	#DIV/0!	0	0	0	0	0	0	0	0	0
D-1B(T) Peak	2.55	1.06%	-	61,886	0.00%	149	74	222	149	34	182	0	40	40
D-1B(T) Off-Peak	4.24	1.76%	38	-	#DIV/0!	0	136	136	0	23	23	0	113	113
D-1B(T) Peak (NOR)	-	0.00%	-	-	#DIV/0!	0	0	0	0	0	0	0	0	0
D-1B(T) Peak (SUB)	0.27	0.11%	524	6,522	0.00%	16	10	26	16	2	18	0	8	8
D-1B(T) Peak (SUB)	-	0.00%	-	-	#DIV/0!	0	0	0	0	0	0	0	0	0
D-1B(T) Off-Peak	0.19	0.08%	3,704	-	#DIV/0!	0	5	5	0	1	1	0	3	3
	9.37	3.88%	9,270	186,103	0.01%	225	306	531	225	101	326	0	205	205
Public Lighting - Tariff G					#DIV/0!									
G(1)	1.66	0.69%	425	13,029	0.01%	0	56	56	0	34	34	0	22	22
Housing Colonies - Tariff H					#DIV/0!							0		0
H(1)	0.11	0.05%	19	2,334	0.01%	0	4	4	0	2	2	0	1	1
AJK Bulk Supply					#DIV/0!									0
	21.23	8.79%	14,384	106,027	0.02%	0	671	671	0	414	414	0	257	257
Total	241.43	100.00%	1,008,816	1,884,827	0.02%	2,980	7,132	10,113	2,978	3,267	6,246	2	3,865	3,867

Sukkur Electric Power Company Ltd.

FORM - 28 (b)

SUKKUR ELECTRIC POWR COMPANY LTD.

Proposed & Subsidy

FY 2024-25 (2nd Qtr)

Oct-Dec

Description	2nd Qtr	Sales Mix	No. of Consumers	Sanctioned Load	Load Factor	Revenue as per new proposed Tariff			Revenue as per GOP Notified Tariff			Subsidy		
						Fixed Charge	Variable Charge	Total	Fixed Charge	Variable Charge	Total	Fixed Charge	Variable Charge	Total
	(MkWh)	(%age)		(kW)	(%age)	(Rs/kW/M)		(Rs/kWh)	(Rs/kW/M)		(Rs/kWh)	(Rs/kW/M)		(Rs/kWh)
Residential														
Residential - A1														
Upto - 50	12.21	1.42%	93,102	106,027	0.01%	286	49	335	286	48	334	0	1	1
1-100 GoP Tariff	185.20	21.47%	450,639	104,391	0.20%	564	4,485	5,049	564	1,433	1,997	0	3,052	3,052
101 - 200 GoP Tariff	130.17	15.09%	119,536	176,040	0.08%	0	3,706	3,706	0	1,310	1,310	0	2,396	2,396
201 - 300 GoP Tariff	102.14	11.84%	76,084	98,176	0.12%	0	3,293	3,293	0	1,241	1,241	0	2,052	2,052
301 - 700 GoP Tariff	58.24	6.75%	75,586	146,375	0.05%	0	2,009	2,009	0	1,139	1,139	0	870	870
Above -700 GoP	8.83	1.02%	26,480	46,955	0.02%	0	334	334	0	200	200	0	134	134
A-1B(03) T Peak	0.56	0.06%	-	26,754	0.00%	0	21	21	0	13	13	0	8	8
A-1B(03) T Off- Peak	2.94	0.34%	2,856	-	#DIV/0!	0	87	87	0	48	48	0	39	39
E-11(55) Temp.	0.00	0.00%	2	9	0.02%	0	0	0	0	0	0	0	0	0
Sub-Total	500.28	58.00%	844,285	704,726	0.08%	850	13,983	14,833	850	5,431	6,281	0	8,552	8,552
For Peak Load Requirement Upto 20 KW					#DIV/0!									
Commercial - A2A (04)	20.88	2.42%	120,591	132,383	0.02%	834	788	1,622	834	417	1,251	0	372	372
A-2B(05)	3.92	0.45%	770	245	1.82%	4	136	140	4	85	89	0	52	52
A-2C (06) T Peak	6.58	0.76%	-	9,230	0.08%	133	247	380	133	155	288	0	93	93
A-2C (06) T Off -Peak	31.92	3.70%	4,450	66,003	0.06%	950	935	1,885	950	561	1,512	0	373	373
E-1ii(56) TEMP.	-	0.00%	-	-	#DIV/0!	0	0	0	0	0	0	0	0	0
Sub-Total	63.30	7.34%	125,911	207,862	0.03%	2,771	16,176	18,948	2,771	6,697	9,468	0	9,479	9,479
Industrial					#DIV/0!									
Industrial B-1 (07)	4.51	0.52%	4,654	66,294	0.01%	0	180	180	0	78	78	0	102	102
B-1 (08)	-	0.00%	55	-	#DIV/0!	0	0	0	0	0	0	0	0	0
B-1(09) PEAK	1.98	0.23%	-	46,136	0.00%	0	75	75	0	41	41	0	34	34
B-1(09) OFF-PEAK	19.81	2.30%	5,692	-	#DIV/0!	0	585	585	0	302	302	0	283	283
B-2A (10)	7.47	0.87%	805	72,555	0.01%	1,149	249	1,398	1,149	125	1,274	0	124	124
B-2B-(12) T Peak	10.16	1.18%	-	188,220	0.01%	2,981	382	3,364	2,981	211	3,192	0	172	172
B-2B-(12) T Off-Peak	69.55	8.06%	2,554	-	#DIV/0!	0	2,017	2,017	0	1,045	1,045	0	972	972
B-3 (14) T Peak	1.37	0.16%	-	3,018	0.05%	48	51	99	41	28	70	7	23	30
B-3 (14) T Off-Peak	7.37	0.85%	36	18,880	0.04%	285	192	478	285	110	396	0	82	82
B-4 (17) - Peak	0.81	0.09%	-	11,944	0.0*%	181	30	211	181	17	197	0	13	13
B-4 (17) - Off Peak	5.26	0.61%	3	-	#DIV/0!	0	151	151	0	78	78	0	73	73
E-2 (58) Temp	0.40	0.05%	18	-	#DIV/0!	0	14	14	0	7	7	0	6	6
Sub-Total	128.70	14.92%	13,917	407,048	0.04%	4,645	3,925	8,570	4,638	2,041	6,680	7	1,884	1,890
Single Point Supply for Further Distribution					#DIV/0!									
C-1A (19)	1.23	0.14%	186	2,771	0.05%	0	51	51	0	25	25	0	26	26
C-1B (25)	10.01	1.16%	175	18,303	0.06%	290	378	668	290	201	491	0	176	176
C-1C(26)T Peak	1.84	0.21%	20	11,620	0.02%	184	69	253	184	43	227	0	26	26
C-1C(26)T Off Peak	11.20	1.30%	155	-	#DIV/0!	0	328	328	0	190	190	0	138	138
C-2A (28)	4.01	0.46%	16	-	#DIV/0!	0	135	135	0	80	80	0	55	55
C-2B (29)T Peak	4.31	0.50%	40	7,424	0.07%	112	162	274	112	102	214	0	61	61
C-2B(29)T Off-Peak	22.08	2.56%	13	17,579	0.14%	266	640	906	266	370	636	0	270	270
Sub-Total	54.67	6.34%	605	57,698	0.11%	852	1,763	2,616	852	1,011	1,863	0	752	752
Agriculture Tubewell - Tariff D					#DIV/0!									
Agriculture D-1A (41,42,43,44,46)	2.48	0.29%	2,127	92,555	0.00%	0	99	99	0	44	44	0	55	55
D2 (NOR)	5.09	0.59%	2,877	25,140	0.02%	181	191	373	181	105	286	0	87	87
D-2 (SUB)	-	0.00%	-	-	#DIV/0!	0	0	0	0	0	0	0	0	0
D-1B(T) Peak	9.10	1.06%	-	61,886	0.02%	446	263	708	446	121	567	0	142	142
D-1B(T) Off-Peak	15.15	1.76%	58	-	#DIV/0!	0	486	486	0	81	81	0	405	405
D-1B(T) Peak (NOR)	-	0.00%	-	-	#DIV/0!	0	0	0	0	0	0	0	0	0
D-1B(T) Peak (SUB)	0.97	0.11%	524	6,522	0.02%	47	37	84	47	7	54	0	29	29
D-1B(T) Peak (SUB)	-	0.00%	-	-	#DIV/0!	0	0	0	0	0	0	0	0	0
D-1B(T) Off-Peak	0.67	0.08%	3,704	-	#DIV/0!	0	17	17	0	5	5	0	12	12
	33.46	3.88%	9,270	186,103	0.02%	674	1,094	1,767	674	362	1,036	0	732	732
Public Lighting - Tariff G					#DIV/0!									
G(1)	5.94	0.69%	425	13,029	0.05%	0	200	200	0	123	123	0	77	77
Housing Colonies - Tariff H					#DIV/0!							0		0
H(1)	0.40	0.05%	19	2,334	0.02%	0	13	13	0	8	8	0	5	5
AJK Bulk Supply					#DIV/0!									0
	75.83	8.79%	14,384	106,027	0.08%	0	2,397	2,397	0	1,480	1,480	0	917	917
Total	862.58	100.00%	1,008,316	1,684,827	0.06%	9,791	39,552	49,344	9,785	17,154	26,938	7	22,399	22,405

Sukkur Electric Power Company Ltd.

FORM - 28 (b)

SUKKUR ELECTRIC POWR COMPANY LTD.

Proposed & Subsidy

FY 2024-25

Jan

S.No	Description	Unit Sale FY 2024-25	Sales Mix	No. of Consumers	Sanctioned Load	Load Factor	Revenue as per new proposed Tariff			Revenue as per GOP Notified Tariff			Subsidy		
							Fixed Charge	Variable Charge	Total	Fixed Charge	Variable Charge	Total	Fixed Charge	Variable Charge	Total
		(MkWh)	(%age)		(kW)	(%age)	(Rs/kW/M)		(Rs/kWh)	(Rs/kW/M)		(Rs/kWh)	(Rs/kW/M)		(Rs/kWh)
	Residential														
	Residential - A1														
	Upto - 50	3.29	1.42%	93,102	106,027	0.00%	95	13	109	95	13	108	0	0	0
	1-100 GoP Tariff	49.84	21.47%	450,639	104,391	0.05%	188	1,207	1,395	188	386	574	0	821	821
	101 - 200 GoP Tariff	35.04	15.09%	119,536	176,040	0.02%	0	997	997	0	352	352	0	645	645
	201 - 300 GoP Tariff	27.49	11.84%	76,084	98,176	0.03%	0	886	886	0	334	334	0	552	552
	301 - 700 GoP Tariff	15.67	6.75%	75,586	146,375	0.01%	0	541	541	0	306	306	0	234	234
	Above -700 GoP	2.38	1.02%	26,480	46,955	0.01%	0	90	90	0	54	54	0	36	36
	A-1B(03) T Peak	0.15	0.06%	-	26,754	0.00%	0	6	6	0	3	3	0	2	2
	A-1B(03) T Off- Peak	0.79	0.34%	2,856	-	#DIV/0!	0	23	23	0	13	13	0	10	10
	E-1(55) Temp	0.00	0.00%	2	9	0.01%	0	0	0	0	0	0	0	0	0
	Sub-Total	134.65	58.00%	844,285	704,726	0.02%	283	3,763	4,047	283	1,462	1,745	0	2,302	2,302
	For Peak Load Requirement Upto 20 KW					#DIV/0!									
	Commercial - A2A (04)	5.62	2.42%	120,691	132,383	0.00%	278	212	490	278	112	390	0	100	100
	A-2B(05)	1.05	0.45%	770	245	0.49%	1	37	38	1	23	24	0	14	14
	A-2C (06) T Peak	1.77	0.76%	-	9,230	0.02%	44	67	111	44	42	86	0	25	25
	A-2C (06) T Off -Peak	8.59	3.70%	4,450	66,003	0.01%	317	252	568	317	151	468	0	101	101
	E-1ii(56) TEMP.	-	0.00%	-	-	#DIV/0!	0	0	0	0	0	0	0	0	0
	Sub-Total	17.04	7.34%	125,911	207,862	0.01%	640	567	1,207	640	328	968	0	239	239
	Industrial					#DIV/0!									
	Industrial B-1 (07)	1.21	0.52%	4,654	66,294	0.00%	0	48	48	0	21	21	0	27	27
	B-1 (08)	-	0.00%	55	-	#DIV/0!	0	0	0	0	0	0	0	0	0
	B-1(09) PEAK	0.53	0.23%	-	46,136	0.00%	0	20	20	0	11	11	0	9	9
	B-1(09) OFF-PEAK	5.33	2.30%	5,692	-	#DIV/0!	0	157	157	0	81	81	0	76	76
	B-2A (10)	2.01	0.87%	805	72,555	0.00%	383	67	450	383	34	417	0	33	33
	B-2B-(12) T Peak	2.73	1.18%	-	188,220	0.00%	994	103	1,097	994	57	1,050	0	46	46
	B-2B-(12) T Off-Peak	18.72	8.06%	2,654	-	#DIV/0!	0	543	543	0	281	281	0	262	262
	B-3 (14) T Peak	0.37	0.16%	-	3,018	0.01%	16	14	30	14	8	21	2	6	8
	B-3 (14) T Off-Peak	1.98	0.85%	36	18,880	0.01%	95	52	147	95	30	125	0	22	22
	B-4 (17) - Peak	0.22	0.09%	-	11,944	0.00%	60	8	68	60	5	65	0	4	4
	B-4 (17) - Off Peak	1.41	0.61%	3	-	#DIV/0!	0	41	41	0	21	21	0	20	20
	E-2 (58) Temp	0.11	0.05%	18	-	#DIV/0!	0	4	4	0	2	2	0	2	2
	Sub-Total	34.64	14.92%	13,917	407,048	0.01%	1,548	1,057	2,605	1,546	549	2,095	2	507	509
	Single Point Supply for Further Distribution					#DIV/0!									
	C-1A (19)	0.33	0.14%	186	2,771	0.01%	0	14	14	0	7	7	0	7	7
	C-1B (25)	2.69	1.16%	175	18,303	0.02%	97	102	198	97	54	151	0	47	47
	C-1C(26)T Peak	0.49	0.21%	20	11,620	0.00%	61	19	80	61	12	73	0	7	7
	C-1C(26)T Off Peak	3.02	1.30%	155	-	#DIV/0!	0	88	88	0	51	51	0	37	37
	C-2A (28)	1.08	0.46%	16	-	#DIV/0!	0	36	36	0	22	22	0	15	15
	C-2B (29)T Peak	1.16	0.50%	40	7,424	0.02%	37	44	81	37	27	65	0	16	16
	C-2B(29)T Off-Peak	5.94	2.56%	13	17,579	0.04%	89	172	261	89	100	188	0	73	73
	Sub-Total	14.71	6.34%	605	57,698	0.03%	284	475	759	284	272	556	0	203	203
	Agriculture Tubewell - Tariff D					#DIV/0!									
	Agriculture D-1A (41,42,43,44,46)	0.67	0.29%	2,127	92,555	0.00%	0	27	27	0	12	12	0	15	15
	D2 (NOR)	1.37	0.59%	2,877	25,140	0.01%	60	52	112	60	28	88	0	23	23
	D-2 (SUB)	-	0.00%	-	-	#DIV/0!	0	0	0	0	0	0	0	0	0
	D-1B(T) Peak	2.45	1.06%	-	61,886	0.00%	149	71	219	149	33	181	0	38	38
	D-1B(T) Off-Peak	4.08	1.76%	38	-	#DIV/0!	0	131	131	0	22	22	0	109	109
	D-1B(T) Peak (NOR)	-	0.00%	-	-	#DIV/0!	0	0	0	0	0	0	0	0	0
	D-1B(T) Peak (SUB)	0.26	0.11%	524	6,522	0.00%	16	10	25	16	2	18	0	8	8
	D-1B(T) Peak (SUB)	-	0.00%	-	-	#DIV/0!	0	0	0	0	0	0	0	0	0
	D-1B(T) Off-Peak	0.18	0.08%	3,704	-	#DIV/0!	0	5	5	0	1	1	0	3	3
		9.01	3.88%	9,270	186,103	0.01%	225	294	519	225	98	322	0	197	197
	Public Lighting - Tariff G					#DIV/0!									
	G(1)	1.60	0.69%	425	13,029	0.01%	0	54	54	0	33	33	0	21	21
	Housing Colonies - Tariff H					#DIV/0!							0		0
	H(1)	0.11	0.05%	19	2,334	0.01%	0	4	4	0	2	2	0	1	1
	AJK Bulk Supply					#DIV/0!									0
		20.41	8.79%	14,384	106,027	0.02%	0	645	645	0	398	398	0	247	247
	Total	232.16	100.00%	1,008,816	1,684,827	0.02%	2,980	6,858	9,839	2,978	3,142	6,120	2	3,716	3,719

Sukkur Electric Power Company Ltd.

FORM - 28 (b)

SUKKUR ELECTRIC POWR COMPANY LTD.

Proposed & Subsidy

FY 2024-25

Feb

Description	Unit Sale FY 2024-25	Sales Mix	No. of Consumers	Sanctioned Load	Load Factor	Revenue as per new proposed Tariff			Revenue as per GOP Notified Tariff			Subsidy		
						Fixed Charge	Variable Charge	Total	Fixed Charge	Variable Charge	Total	Fixed Charge	Variable Charge	Total
	(MkWh)	(%age)		(kW)	(%age)	Rs/kW/M		(Rs/kWh)	(Rs/kW/M)		(Rs/kWh)	(Rs/kW/M)		(Rs/kWh)
Residential														
Residential - A1														
Upto - 50	2.85	1.42%	93,102	106,027	0.00%	35	11	107	95	11	107	0	0	0
1-100 GoP Tariff	43.26	21.47%	450,639	104,391	0.05%	188	1,048	1,236	188	335	523	0	713	713
101 - 200 GoP Tariff	30.41	15.09%	119,536	176,040	0.02%	0	866	866	0	306	306	0	560	560
201 - 300 GoP Tariff	23.86	11.84%	76,084	98,176	0.03%	0	769	769	0	290	290	0	479	479
301 - 700 GoP Tariff	13.60	6.75%	75,536	146,375	0.01%	0	469	469	0	266	266	0	203	203
Above -700 GoP	2.06	1.02%	26,480	46,955	0.01%	0	78	78	0	47	47	0	31	31
A-1B(03) T Peak	0.13	0.06%	-	26,754	0.00%	0	5	5	0	3	3	0	2	2
A-1B(03) T Off- Peak	0.69	0.34%	2,856	-	#DIV/0!	0	20	20	0	11	11	0	9	9
E-11(55) Temp.	0.00	0.00%	2	9	0.01%	0	0	0	0	0	0	0	0	0
Sub-Total	116.86	58.00%	844,285	704,726	0.02%	283	3,266	3,549	283	1,269	1,552	0	1,997	1,997
For Peak Load Requirement Upto 20 KW					#DIV/0!									
Commercial - A2A (04)	4.88	2.42%	120,691	132,383	0.00%	278	184	462	278	97	375	0	87	87
A-2B(05)	0.91	0.45%	770	245	0.43%	1	32	33	1	20	21	0	12	12
A-2C (06) T Peak	1.54	0.76%	-	9,230	0.02%	44	58	102	44	36	80	0	22	22
A-2C (06) T Off -Peak	7.46	3.70%	4,450	66,003	0.01%	317	218	535	317	131	448	0	87	87
E-1ii(56) TEMP.	-	0.00%	-	-	#DIV/0!	0	0	0	0	0	0	0	0	0
Sub-Total	14.78	7.34%	125,911	207,862	0.01%	640	492	1,132	640	284	925	0	208	208
Industrial					#DIV/0!									
Industrial B-1 (07)	1.05	0.52%	4,654	66,294	0.00%	0	42	42	0	18	18	0	24	24
B-1 (08)	-	0.00%	55	-	#DIV/0!	0	0	0	0	0	0	0	0	0
B-1(09) PEAK	0.46	0.23%	-	46,136	0.00%	0	17	17	0	10	10	0	8	8
B-1(09) OFF-PEAK	4.63	2.30%	5,692	-	#DIV/0!	0	137	137	0	70	70	0	66	66
B-2A (10)	1.75	0.87%	805	72,555	0.00%	383	58	441	383	29	412	0	29	29
B-2B-(12) T Peak	2.37	1.18%	-	188,220	0.00%	994	89	1,083	994	49	1,043	0	40	40
B-2B-(12) T Off-Peak	16.25	8.06%	2,554	-	#DIV/0!	0	471	471	0	244	244	0	227	227
B-3 (14) T Peak	0.32	0.16%	-	3,018	0.01%	16	12	28	14	7	20	2	5	8
B-3 (14) T Off-Peak	1.72	0.85%	36	18,880	0.01%	95	45	140	95	26	121	0	19	19
B-4 (17) - Peak	0.19	0.09%	-	11,944	0.00%	60	7	67	60	4	64	0	3	3
B-4 (17) - Off Peak	1.23	0.61%	3	-	#DIV/0!	0	35	35	0	18	18	0	17	17
E-2 (58) Temp	0.09	0.05%	18	-	#DIV/0!	0	3	3	0	2	2	0	2	2
Sub-Total	30.06	14.92%	13,917	407,048	0.01%	1,548	917	2,465	1,546	477	2,023	2	440	442
Single Point Supply for Further Distribution					#DIV/0!									
C-1A (19)	0.29	0.14%	186	2,771	0.01%	0	12	12	0	6	6	0	6	6
C-1B (25)	2.34	1.16%	175	18,303	0.01%	97	88	185	97	47	144	0	41	41
C-1C(26)T Peak	0.43	0.21%	20	11,820	0.00%	61	16	77	61	10	71	0	6	6
C-1C(26)T Off Peak	2.62	1.30%	155	-	#DIV/0!	0	77	77	0	44	44	0	32	32
C-2A (28)	0.94	0.46%	16	-	#DIV/0!	0	32	32	0	19	19	0	13	13
C-2B (29)T Peak	1.01	0.50%	40	7,424	0.02%	37	38	75	37	24	61	0	14	14
C-2B(29)T Off-Peak	5.16	2.56%	13	17,579	0.03%	89	150	238	89	86	175	0	63	63
Sub-Total	12.77	6.34%	605	57,698	0.03%	284	412	696	284	236	520	0	176	176
Agriculture Tubewell - Tariff D					#DIV/0!									
Agriculture D-1A (41,42,43,44,46)	0.58	0.29%	2,127	92,555	0.00%	0	23	23	0	10	10	0	13	13
D2 (NOR)	1.19	0.59%	2,877	25,140	0.01%	60	45	105	60	24	85	0	20	20
D-2 (SUB)	-	0.00%	-	-	#DIV/0!	0	0	0	0	0	0	0	0	0
D-1B(T) Peak	2.13	1.06%	-	61,886	0.00%	149	61	210	149	28	177	0	33	33
D-1B(T) Off-Peak	3.54	1.76%	38	-	#DIV/0!	0	114	114	0	19	19	0	95	95
D-1B(T) Peak (NOR)	-	0.00%	-	-	#DIV/0!	0	0	0	0	0	0	0	0	0
D-1B(T) Peak (SUB)	0.23	0.11%	524	6,522	0.00%	16	9	24	16	2	17	0	7	7
D-1B(T) Peak /SUB)	-	0.00%	-	-	#DIV/0!	0	0	0	0	0	0	0	0	0
D-1B(T) Off-Peak	0.16	0.08%	3,704	-	#DIV/0!	0	4	4	0	1	1	0	3	3
	7.82	3.88%	9,270	186,103	0.00%	225	256	480	225	85	309	0	171	171
Public Lighting - Tariff G					#DIV/0!									
G(1)	1.39	0.69%	425	13,029	0.01%	0	47	47	0	29	29	0	18	18
Housing Colonies - Tariff H					#DIV/0!							0	-	0
H(1)	0.09	0.05%	19	2,334	0.00%	0	3	3	0	2	2	0	1	1
AJK Bulk Supply					#DIV/0!									0
	17.71	8.79%	14,384	106,027	0.02%	0	560	560	0	345	346	0	214	214
Total	201.48	100.00%	1,008,816	1,684,827	0.01%	2,980	5,952	8,933	2,978	2,727	5,705	2	3,225	3,228

Sukkur Electric Power Company Ltd.

FORM - 28 (b)

SUKKUR ELECTRIC POWR COMPANY LTD.

Proposed & Subsidy

FY 2024-25

Mar

Description	Unit Sale FY 2024-25	Sales Mix	No. of Consumers	Sanctioned Load	Load Factor	Revenue as per new proposed Tariff			Revenue as per GOP Notified Tariff			Subsidy		
						Fixed Charge	Variable Charge	Total	Fixed Charge	Variable Charge	Total	Fixed Charge	Variable Charge	Total
	(MkWh)	(%age)		(kW)	(%age)	(Rs/kW/M)		(Rs/kWh)	(Rs/kW/M)		(Rs/kWh)	(Rs/kW/M)		(Rs/kWh)
Residential														
Residential - A1														
Upto - 50	3.27	1.42%	93,102	106,027	0.00%	95	13	108	95	13	108	0	0	0
1-100 GoP Tariff	49.59	21.47%	450,639	104,391	0.05%	188	1,201	1,389	188	384	572	0	817	817
101 - 200 GoP Tariff	34.85	15.09%	119,536	176,040	0.02%	0	992	992	0	351	351	0	642	642
201 - 300 GoP Tariff	27.35	11.84%	76,084	98,176	0.03%	0	882	882	0	332	332	0	549	549
301 - 700 GoP Tariff	15.59	6.75%	75,586	146,375	0.01%	0	538	538	0	305	305	0	233	233
Above -700 GoP	2.37	1.02%	26,480	46,955	0.01%	0	89	89	0	54	54	0	36	36
A-1B(03) T Peak	0.15	0.06%	-	26,754	0.00%	0	6	6	0	3	3	0	2	2
A-1B(03) T Off- Peak	0.79	0.34%	2,856	-	#DIV/0!	0	23	23	0	13	13	0	10	10
E-11(55) Temp.	0.00	0.00%	2	9	0.01%	0	0	0	0	0	0	0	0	0
Sub-Total	**133.95**	**58.00%**	**844,285**	**704,726**	**0.02%**	**283**	**3,744**	**4,027**	**283**	**1,454**	**1,738**	**0**	**2,290**	**2,290**
For Peak Load Requirement Upto 20 KW					#DIV/0!									
Commercial - A2A (04)	5.59	2.42%	120,691	132,383	0.00%	278	211	489	278	112	390	0	99	99
A-2B(05)	1.05	0.45%	770	245	0.49%	1	36	38	1	23	24	0	14	14
A-2C (06) T Peak	1.76	0.76%	-	9,230	0.02%	44	66	111	44	41	86	0	25	25
A-2C (06) T Off -Peak	8.55	3.70%	4,450	66,003	0.01%	317	250	567	317	150	467	0	100	100
E-1ii(56) TEMP.	-	0.00%	-	-	#DIV/0!	0	0	0	0	0	0	0	0	0
Sub-Total	**16.95**	**7.34%**	**125,911**	**207,862**	**0.01%**	**640**	**564**	**1,204**	**640**	**326**	**966**	**0**	**238**	**238**
Industrial					#DIV/0!									
Industrial B-1 (07)	1.21	0.52%	4,654	66,294	0.00%	0	48	48	0	21	21	0	27	27
B-1 (08)	-	0.00%	55	-	#DIV/0!	0	0	0	0	0	0	0	0	0
B-1(09) PEAK	0.53	0.23%	-	46,136	0.00%	0	20	20	0	11	11	0	9	9
B-1(09) OFF-PEAK	5.30	2.30%	5,692	-	#DIV/0!	0	157	157	0	81	81	0	76	76
B-2A (10)	2.00	0.87%	805	72,555	0.00%	383	67	450	383	33	417	0	33	33
B-2B-(12) T Peak	2.72	1.18%	-	188,220	0.00%	994	102	1,096	994	56	1,050	0	46	46
B-2B-(12) T Off-Peak	18.62	8.06%	2,654	-	#DIV/0!	0	540	540	0	280	280	0	260	260
B-3 (14) T Peak	0.37	0.16%	-	3,018	0.01%	16	14	30	14	8	21	2	6	8
B-3 (14) T Off-Peak	1.97	0.85%	36	18,880	0.01%	95	51	147	95	29	125	0	22	22
B-4 (17) - Peak	0.22	0.09%	-	11,944	0.00%	60	8	68	60	4	65	0	4	4
B-4 (17) - Off Peak	1.41	0.61%	3	-	#DIV/0!	0	40	40	0	21	21	0	20	20
E-2 (58) Temp	0.11	0.05%	18	-	#DIV/0!	0	4	4	0	2	2	0	2	2
Sub-Total	**34.46**	**14.92%**	**13,917**	**407,048**	**0.01%**	**1,548**	**1,051**	**2,599**	**1,546**	**547**	**2,093**	**2**	**504**	**507**
Single Point Supply for Further Distribution					#DIV/0!									
C-1A (19)	0.33	0.14%	186	2,771	0.01%	0	14	14	0	7	7	0	7	7
C-1B (25)	2.68	1.16%	175	18,303	0.02%	97	101	198	97	54	151	0	47	47
C-1C(26)T Peak	0.49	0.21%	20	11,620	0.00%	61	18	80	61	12	73	0	7	7
C-1C(26)T Off Peak	3.00	1.30%	155	-	#DIV/0!	0	88	88	0	51	51	0	37	37
C-2A (28)	1.07	0.46%	16	-	#DIV/0!	0	36	36	0	21	21	0	15	15
C-2B (29)T Peak	1.15	0.50%	40	7,424	0.02%	37	43	81	37	27	65	0	16	16
C-2B(29)T Off-Peak	5.91	2.56%	13	17,579	0.04%	89	171	260	89	99	188	0	72	72
Sub-Total	**14.64**	**6.34%**	**605**	**57,698**	**0.03%**	**284**	**472**	**756**	**284**	**271**	**555**	**0**	**201**	**201**
Agriculture Tubewell - Tariff D					#DIV/0!									
Agriculture D-1A (41,42,43,44,46)	0.66	0.29%	2,127	92,555	0.00%	0	27	27	0	12	12	0	15	15
D2 (NOR)	1.36	0.59%	2,877	25,140	0.01%	60	51	112	60	28	88	0	23	23
D-2 (SUB)	-	0.00%	-	-	#DIV/0!	0	0	0	0	0	0	0	0	0
D-1B(T) Peak	2.44	1.06%	-	61,886	0.00%	149	70	219	149	32	181	0	38	38
D-1B(T) Off-Peak	4.06	1.76%	38	-	#DIV/0!	0	130	130	0	22	22	0	109	109
D-1B(T) Peak (NOR)	-	0.00%	-	-	#DIV/0!	0	0	0	0	0	0	0	0	0
D-1B(T) Peak (SUB)	0.26	0.11%	524	6,522	0.00%	16	10	25	16	2	18	0	8	8
D-1B(T) Peak (SUB)	-	0.00%	-	-	#DIV/0!	0	0	0	0	0	0	0	0	0
D-1B(T) Off-Peak	0.18	0.08%	3,704	-	#DIV/0!	0	5	5	0	1	1	0	3	3
	8.96	**3.88%**	**9,270**	**186,103**	**0.01%**	**225**	**293**	**517**	**225**	**97**	**322**	**0**	**196**	**196**
Public Lighting - Tariff G					#DIV/0!									
G(I)	1.59	0.69%	425	13,029	0.01%	0	54	54	0	33	33	0	21	21
Housing Colonies - Tariff H					#DIV/0!							0		0
H(1)	0.11	0.05%	19	2,334	0.01%	0	4	4	0	2	2	0	1	1
AJK Bulk Supply					#DIV/0!									0
	20.31	8.79%	14,384	106,027	0.02%	0	642	642	0	396	396	0	246	246
Total	**230.96**	**100.00%**	**1,008,816**	**1,684,827**	**0.02%**	**2,980**	**6,823**	**9,804**	**2,978**	**3,126**	**6,104**	**2**	**3,697**	**3,699**

Sukkur Electric Power Company Ltd.

FORM - 28 (b)

SUKKUR ELECTRIC POWR COMPANY LTD.

Proposed & Subsidy

FY 2024-25 (3rd Qtr)

Jan-Mar

Description	3rd Qtr	T/O Sales Mix	No. of Consumers	Sanctioned Load	Load Factor	Revenue as per new proposed Tariff			Revenue as per GOP Notified Tariff			Subsidy		
						Fixed Charge	Variable Charge	Total	Fixed Charge	Variable Charge	Total	Fixed Charge	Variable Charge	Total
	(MkWh)	(%age)		kW	(%age)	(Rs/kW M)		(Rs/kWh)	(Rs/kW M)		(Rs/kWh)	(Rs/kW M)		(Rs/kWh)
Residential														
Residential - A1														
Upto - 50	9.41	1.42%	93,102	106,027	0.01%	286	38	324	286	37	323	0	0	0
1-100 GoP Tariff	142.69	21.47%	450,639	104,391	0.16%	564	3,456	4,020	564	1,104	1,668	0	2,351	2,351
101 - 200 GoP Tariff	100.30	15.09%	119,536	176,040	0.07%	0	2,855	2,855	0	1,009	1,009	0	1,846	1,846
201 - 300 GoP Tariff	78.69	11.84%	76,084	98,176	0.09%	0	2,537	2,537	0	956	956	0	1,581	1,581
301 - 700 GoP Tariff	44.87	6.75%	75,586	146,275	0.03%	0	1,548	1,548	0	877	877	0	671	671
Above -700 GoP	6.81	1.02%	26,480	16,355	0.02%	0	257	257	0	154	154	0	103	103
A-1B(03) T Peak	0.43	0.06%	-	26,754	0.00%	0	16	16	0	10	10	0	7	7
A-1B(03) T Off- Peak	2.26	0.34%	2,956	-	#DIV/0!	0	67	67	0	37	37	0	30	30
E-11(55) Temp.	0.00	0.00%	2	9	0.02%	0	0	0	0	0	0	0	0	0
Sub-Total	**385.46**	**58.00%**	**844,285**	**704,726**	0.06%	**850**	**10,774**	**11,624**	**850**	**4,185**	**5,035**	**0**	**6,589**	**6,589**
For Peak Load Requirement Upto 20 KW					#DIV/0!									
Commercial - A2A (04)	16.09	2.42%	120,691	132,383	0.01%	834	607	1,441	834	321	1,155	0	286	286
A-2B(05)	3.02	0.45%	770	245	1.40%	4	105	109	4	65	69	0	40	40
A-2C (06) T Peak	5.07	0.76%	-	9,230	0.06%	133	191	324	133	119	252	0	71	71
A-2C (06) T Off -Peak	24.60	3.70%	4,450	66,003	0.04%	950	720	1,671	950	432	1,383	0	288	288
E-1ii(56) TEMP.	-	0.00%	-	-	#DIV/0!	0	0	0	0	0	0	0	0	0
Sub-Total	**48.77**	**7.34%**	**125,911**	**207,862**	0.03%	**2,771**	**12,463**	**15,235**	**2,771**	**5,160**	**7,931**	**0**	**7,304**	**7,304**
Industrial					#DIV/0!									
Industrial B-1 (07)	3.48	0.52%	4,654	66,294	0.01%	0	138	138	0	60	60	0	79	79
B-1 (08)	-	0.00%	55	-	#DIV/0!	0	0	0	0	0	0	0	0	0
B-1(09) PEAK	1.52	0.23%	-	46,136	0.00%	0	58	58	0	32	32	0	26	26
B-1(09) OFF-PEAK	15.26	2.30%	5,692	-	#DIV/0!	0	450	450	0	232	232	0	218	218
B-2A (10)	5.76	0.87%	805	72,555	0.01%	1,149	192	1,341	1,149	96	1,246	0	95	95
B-2B-(12) T Peak	7.83	1.18%	-	188,220	0.00%	2,981	295	3,276	2,981	162	3,144	0	132	132
B-2B-(12) T Off-Peak	53.59	8.06%	2,654	-	#DIV/0!	0	1,554	1,554	0	805	805	0	749	749
B-3 (14) T Peak	1.05	0.16%	-	3,018	0.04%	48	40	87	41	22	63	7	18	24
B-3 (14) T Off-Peak	5.68	0.85%	36	18,980	0.03%	285	148	433	285	85	370	0	63	63
B-4 (17) - Peak	0.62	0.09%	-	11,944	0.01%	181	23	204	181	13	194	0	10	10
B-4 (17) - Off Peak	4.05	0.61%	3	-	#DIV/0!	0	116	116	0	60	60	0	56	56
E-2 (58) Temp	0.31	0.05%	18	-	#DIV/0!	0	11	11	0	6	6	0	5	5
Sub-Total	**99.16**	**14.92%**	**13,917**	**407,048**	0.03%	**4,645**	**3,024**	**7,669**	**4,938**	**1,573**	**6,211**	**7**	**1,452**	**1,458**
Single Point Supply for Further Distribution					#DIV/0!									
C-1A (19)	0.95	0.14%	186	2,771	0.04%	0	39	39	0	20	20	0	20	20
C-1B (25)	7.71	1.16%	175	18,303	0.05%	290	291	581	290	155	445	0	136	136
C-1C(26)T Peak	1.41	0.21%	20	11,620	0.01%	184	53	237	184	33	217	0	20	20
C-1C(26)T Off Peak	8.63	1.30%	155	-	#DIV/0!	0	253	253	0	146	146	0	106	106
C-2A (28)	3.09	0.46%	16	-	#DIV/0!	0	104	104	0	62	62	0	43	43
C-2B (29)T Peak	3.32	0.50%	40	7,424	0.05%	112	125	237	112	78	190	0	47	47
C-2B(29)T Off-Peak	17.01	2.56%	13	17,579	0.11%	266	493	759	266	285	551	0	208	208
Sub-Total	**42.12**	**6.34%**	**605**	**57,598**	0.08%	**852**	**1,359**	**2,211**	**852**	**779**	**1,631**	**0**	**580**	**580**
Agriculture Tubewell - Tariff D					#DIV/0!									
Agriculture D-1A (41,42,43,44,46)	1.91	0.29%	2,127	92,555	0.00%	0	76	76	0	34	34	0	43	43
D2 (NOR)	3.92	0.59%	2,877	25,140	0.02%	181	148	329	181	81	262	0	67	67
D-2 (SUB)	-	0.00%	-	-	#DIV/0!	0	0	0	0	0	0	0	0	0
D-1B(T) Peak	7.01	1.06%	-	61,886	0.01%	446	203	648	446	93	539	0	109	109
D-1B(T) Off-Peak	11.67	1.76%	38	-	#DIV/0!	0	375	375	0	62	62	0	312	312
D-1B(T) Peak (NOR)	-	0.00%	-	-	#DIV/0!	0	0	0	0	0	0	0	0	0
D-1B(T) Peak (SUB)	0.75	0.11%	524	6,522	0.01%	47	28	75	47	5	52	0	23	23
D-1B(T) Peak (SUB)	-	0.00%	-	-	#DIV/0!	0	0	0	0	0	0	0	0	0
D-1B(T) Off-Peak	0.52	0.08%	3,704	-	#DIV/0!	0	13	13	0	4	4	0	10	10
	25.78	**3.88%**	**9,270**	**186,103**	0.02%	**674**	**843**	**1,516**	**674**	**279**	**953**	**0**	**564**	**564**
Public Lighting - Tariff G					#DIV/0!									
G(T)	4.58	0.69%	425	13,029	0.04%	0	154	154	0	94	94	0	60	60
Housing Colonies - Tariff H					#DIV/0!							0		0
H(1)	0.31	0.05%	19	2,334	0.01%	0	10	10	0	6	6	0	4	4
AJK Bulk Supply					#DIV/0!									0
	58.43	8.79%	14,384	106,027	0.06%	0	1,847	1,847	0	1,140	1,140	0	707	707
Total	**664.60**	**100.00%**	**1,008,316**	**1,884,827**	**0.05%**	**9,791**	**30,474**	**40,266**	**9,785**	**13,216**	**23,001**	**7**	**17,258**	**17,264**

Sukkur Electric Power Company Ltd.

FORM - 28 (b)

SUKKUR ELECTRIC POWR COMPANY LTD.

Proposed & Subsidy

FY 2024-25

Apr

Description	Unit Sale FY 2024-25	Sales Mix	No. of Consumers	Sanctioned Load	Load Factor	Revenue as per new proposed Tariff			Revenue as per GOP Notified Tariff			Subsidy		
						Fixed Charge	Variable Charge	Total	Fixed Charge	Variable Charge	Total	Fixed Charge	Variable Charge	Total
	(MWh)	(%age)		(kW)	(%age)	(Rs/kW/M)		(Rs/kWh)	(Rs/kW/M)		(Rs/kWh)	(Rs/kW/M)		(Rs/kWh)
Residential														
Residential - A1														
Upto - 50	4.43	1.42%	93,102	106,027	0.00%	95	18	113	95	17	113	0	0	0
1-100 GoP Tariff	67.18	21.47%	450,639	104,391	0.07%	188	1,627	1,815	188	520	708	0	1,107	1,107
101 - 200 GoP Tariff	47.22	15.09%	119,536	176,040	0.03%	0	1,344	1,344	0	475	475	0	869	869
201 - 300 GoP Tariff	37.05	11.84%	76,084	98,176	0.04%	0	1,194	1,194	0	450	450	0	744	744
301 - 700 GoP Tariff	21.13	6.75%	75,586	146,375	0.02%	0	729	729	0	413	413	0	316	316
Above -700 GoP	3.20	1.02%	26,480	46,955	0.01%	0	121	121	0	73	73	0	49	49
A-1B(03) T Peak	0.20	0.06%	-	26,754	0.00%	0	8	8	0	5	5	0	3	3
A-1B(03) T Off- Peak	1.07	0.34%	2,856	-	#DIV/0!	0	31	31	0	17	17	0	14	14
E-11(55) Temp.	0.00	0.00%	2	9	0.01%	0	0	0	0	0	0	0	0	0
Sub-Total	181.48	58.00%	844,285	704,726	0.03%	283	5,072	5,356	283	1,970	2,254	0	3,102	3,102
For Peak Load Requirement Upto 20 KW					#DIV/0!									
Commercial - A2,A (04)	7.57	2.42%	120,691	132,383	0.01%	278	286	564	278	151	429	0	135	135
A-2B(05)	1.42	0.45%	770	245	0.66%	1	49	51	1	31	32	0	19	19
A-2C (06) T Peak	2.39	0.76%	-	9,230	0.03%	44	90	134	44	56	101	0	34	34
A-2C (06) T Off -Peak	11.58	3.70%	4,450	66,003	0.02%	317	339	656	317	204	520	0	135	135
E-1ii(56) TEMP.	-	0.00%	-	-	#DIV/0!	0	0	0	0	0	0	0	0	0
Sub-Total	22.96	7.34%	125,911	207,862	0.01%	640	764	1,405	640	442	1,082	0	323	323
Industrial					#DIV/0!									
Industrial B-1 (07)	1.64	0.52%	4,654	66,294	0.00%	0	65	65	0	28	28	0	37	37
B-1 (08)	-	0.00%	55	-	#DIV/0!	0	0	0	0	0	0	0	0	0
B-1(09) PEAK	0.72	0.23%	-	46,136	0.00%	0	27	27	0	15	15	0	12	12
B-1(09) OFF-PEAK	7.19	2.30%	5,692	-	#DIV/0!	0	212	212	0	109	109	0	103	103
B-2A (10)	2.71	0.87%	805	72,555	0.00%	383	90	473	383	45	428	0	45	45
B-2B-(12) T Peak	3.69	1.18%	-	188,220	0.00%	994	139	1,132	994	76	1,070	0	62	62
B-2B-(12) T Off-Peak	25.23	8.06%	2,654	-	#DIV/0!	0	732	732	0	379	379	0	353	353
B-3 (14) T Peak	0.50	0.16%	-	3,018	0.02%	16	19	35	14	10	24	2	8	11
B-3 (14) T Off-Peak	2.67	0.85%	36	18,880	0.02%	95	70	165	95	40	135	0	30	30
B-4 (17) - Peak	0.29	0.09%	-	11,944	0.00%	60	11	71	60	6	66	0	5	5
B-4 (17) - Off Peak	1.91	0.61%	3	-	#DIV/0!	0	55	55	0	28	28	0	26	26
E-2 (58) Temp	0.15	0.05%	18	-	#DIV/0!	0	5	5	0	3	3	0	2	2
Sub-Total	46.89	14.92%	13,917	407,048	0.01%	1,548	1,424	2,972	1,546	741	2,287	2	683	686
Single Point Supply for Further Distribution					#DIV/0!									
C-1A (19)	0.45	0.14%	186	2,771	0.02%	0	19	19	0	9	9	0	9	9
C-1B (25)	3.63	1.16%	175	18,303	0.02%	97	137	234	97	73	170	0	64	64
C-1C(26)T Peak	0.67	0.21%	20	11,620	0.01%	61	25	86	61	16	77	0	9	9
C-1C(26)T Off Peak	4.06	1.30%	155	-	#DIV/0!	0	119	119	0	69	69	0	50	50
C-2A (28)	1.45	0.46%	16	-	#DIV/0!	0	49	49	0	29	29	0	20	20
C-2B (29)T Peak	1.56	0.50%	40	7,424	0.02%	37	59	96	37	37	74	0	22	22
C-2B(29)T Off-Peak	8.01	2.56%	13	17,579	0.05%	89	232	321	89	134	223	0	98	98
Sub-Total	19.83	6.34%	605	57,698	0.04%	284	640	924	284	367	651	0	273	273
Agriculture Tubewell - Tariff D					#DIV/0!									
Agriculture D-1A (41,42,43,44,46)	0.90	0.29%	2,127	92,555	0.00%	0	36	36	0	16	16	0	20	20
D2 (NOR)	1.85	0.59%	2,877	25,140	0.01%	60	69	130	60	38	98	0	32	32
D-2 (SUB)	-	0.00%	-	-	#DIV/0!	0	0	0	0	0	0	0	0	0
D-1B(T) Peak	3.30	1.06%	-	61,886	0.01%	149	95	244	149	44	192	0	51	51
D-1B(T) Off-Peak	5.50	1.76%	38	-	#DIV/0!	0	176	176	0	29	29	0	147	147
D-1B(T) Peak (NOR)	-	0.00%	-	-	#DIV/0!	0	0	0	0	0	0	0	0	0
D-1B(T) Peak (SUB)	0.35	0.11%	524	6,522	0.01%	16	13	29	16	3	18	0	11	11
D-1B(T) Peak (SUB)	-	0.00%	-	-	#DIV/0!	0	0	0	0	0	0	0	0	0
D-1B(T) Off-Peak	0.24	0.08%	3,704	-	#DIV/0!	0	6	6	0	2	2	0	4	4
	12.14	3.88%	9,270	186,103	0.01%	225	397	621	225	131	356	0	265	265
Public Lighting - Tariff G					#DIV/0!									
G(1)	2.15	0.69%	425	13,029	0.02%	0	73	73	0	44	44	0	28	28
Housing Colonies - Tariff H					#DIV/0!							0		0
H(1)	0.14	0.05%	19	2,334	0.01%	0	5	5	0	3	3	0	2	2
AJK Bulk Supply					#DIV/0!									0
	27.51	8.79%	14,384	106,027	0.03%	0	869	869	0	537	537	0	333	333
Total	312.91	100.00%	1,008,816	1,684,827	0.02%	2,980	9,244	12,224	2,978	4,235	7,213	2	5,009	5,011

Sukkur Electric Power Company Ltd.

FORM - 28 (b)

SUKKUR ELECTRIC POWR COMPANY LTD.

Proposed & Subsidy

FY 2024-25

May

Description	Unit Sale FY 2024-25	Sales Mix	No. of Consumers	Sanctioned Load	Load Factor	Revenue as per new proposed Tariff			Revenue as per GOP Notified Tariff			Subsidy		
						Fixed Charge	Variable Charge	Total	Fixed Charge	Variable Charge	Total	Fixed Charge	Variable Charge	Total
	(MkWh)	(%age)		(kW)	(%age)	(Rs/kW/M)		(Rs/kWh)	(Rs/kW/M)		(Rs/kWh)	(Rs/kW/M)		(Rs/kWh)
Residential														
Residential - AI														
Upto - 50	6.43	1.42%	93,102	106,027	0.01%	95	26	121	95	25	121	0	0	0
1-100 GoP Tariff	97.50	21.47%	450,639	104,391	0.11%	188	2,361	2,549	188	755	943	0	1,607	1,607
101 - 200 GoP Tariff	68.53	15.09%	119,536	176,040	0.04%	0	1,951	1,951	0	689	689	0	1,261	1,261
201 - 300 GoP Tariff	53.77	11.84%	76,084	98,176	0.06%	0	1,733	1,733	0	653	653	0	1,080	1,080
301 - 700 GoP Tariff	30.66	6.75%	75,586	146,375	0.02%	0	1,058	1,058	0	599	599	0	458	458
Above -700 GoP	4.65	1.02%	19,980	46,955	0.01%	0	176	176	0	105	105	0	71	71
A-1B(03) T Peak	0.29	0.06%	-	26,754	0.00%	0	11	11	0	7	7	0	4	4
A-1B(03) T Off- Peak	1.55	0.34%	2,856	-	#DIV/0!	0	46	46	0	25	25	0	20	20
E-11(55) Temp.	0.00	0.00%	2	9	0.01%	0	0	0	0	0	0	0	0	0
Sub-Total	263.38	58.00%	844,285	704,726	0.04%	283	7,361	7,645	283	2,859	3,143	0	4,502	4,502
For Peak Load Requirement Upto 20 KW					#DIV/0!									
Commercial - A2A (04)	10.99	2.42%	120,691	132,383	0.01%	278	415	693	278	219	497	0	196	196
A-2B(05)	2.06	0.45%	770	245	0.96%	1	72	73	1	45	46	0	27	27
A-2C (06) T Peak	3.46	0.76%	-	9,230	0.04%	44	130	175	44	82	126	0	49	49
A-2C (06) T Off -Peak	16.81	3.70%	4,450	66,003	0.03%	317	492	809	317	295	612	0	197	197
E-1ii(56) TEMP	-	0.00%	-	-	#DIV/0!	0	0	0	0	0	0	0	0	0
Sub-Total	33.32	7.34%	125,911	207,862	0.02%	640	1,109	1,749	640	641	1,281	0	468	468
Industrial					#DIV/0!									
Industrial B-1 (07)	2.38	0.52%	4,654	66,294	0.00%	0	95	95	0	41	41	0	54	54
B-1 (08)	-	0.00%	55	-	#DIV/0!	0	0	0	0	0	0	0	0	0
B-1(09) PEAK	1.04	0.23%	-	46,136	0.00%	0	39	39	0	22	22	0	18	18
B-1(09) OFF-PEAK	10.43	2.30%	5,692	-	#DIV/0!	0	308	308	0	159	159	0	149	149
B-2A (10)	3.94	0.87%	805	72,555	0.01%	383	131	514	383	66	449	0	65	65
B-2B-(12) T Peak	5.35	1.18%	-	188,220	0.00%	994	201	1,195	994	111	1,105	0	90	90
B-2B-(12) T Off-Peak	36.62	8.06%	2,654	-	#DIV/0!	0	1,062	1,062	0	550	550	0	512	512
B-3 (14) T Peak	0.72	0.16%	-	3,018	0.03%	16	27	43	14	15	29	2	12	14
B-3 (14) T Off-Peak	3.88	0.85%	36	18,880	0.02%	95	101	196	95	58	153	0	43	43
B-4 (17) - Peak	0.43	0.09%	-	11,944	0.00%	60	16	76	60	9	69	0	7	7
B-4 (17) - Off Peak	2.77	0.61%	3	-	#DIV/0!	0	79	79	0	41	41	0	38	38
E-2 (58) Temp	0.21	0.05%	18	-	#DIV/0!	0	7	7	0	4	4	0	3	3
Sub-Total	67.75	14.92%	13,917	407,048	0.02%	1,548	2,067	3,615	1,546	1,075	2,621	2	992	994
Single Point Supply for Further Distribution					#DIV/0!									
C-1A (19)	0.65	0.14%	186	2,771	0.03%	0	27	27	0	13	13	0	14	14
C-1B (25)	5.27	1.16%	175	18,303	0.03%	97	199	296	97	106	203	0	93	93
C-1C(26)T Peak	0.97	0.21%	20	11,620	0.01%	61	36	98	61	23	84	0	14	14
C-1C(26)T Off Peak	5.90	1.30%	155	-	#DIV/0!	0	173	173	0	100	100	0	73	73
C-2A (28)	2.11	0.46%	16	-	#DIV/0!	0	71	71	0	42	42	0	29	29
C-2B (29)T Peak	2.27	0.50%	40	7,424	0.03%	37	85	123	37	53	91	0	32	32
C-2B(29)T Off-Peak	11.62	2.56%	13	17,579	0.08%	89	337	426	89	195	283	0	142	142
Sub-Total	28.78	6.34%	605	57,698	0.06%	284	928	1,212	284	532	816	0	396	396
Agriculture Tubewell - Tariff D					#DIV/0!									
Agriculture D-1A (41,42,43,44,46)	1.30	0.29%	2,127	92,555	0.00%	0	52	52	0	23	23	0	29	29
D2 (NOR)	2.68	0.59%	2,377	25,140	0.01%	60	101	161	60	55	115	0	46	46
D-2 (SUB)	-	0.00%	-	-	#DIV/0!	0	0	0	0	0	0	0	0	0
D-1B(T) Peak	4.79	1.06%	-	61,886	0.01%	149	138	287	149	64	212	0	75	75
D-1B(T) Off-Peak	7.98	1.76%	38	-	#DIV/0!	0	256	256	0	43	43	0	213	213
D-1B(T) Peak (NOR)	-	0.00%	-	-	#DIV/0!	0	0	0	0	0	0	0	0	0
D-1B(T) Peak (SUB)	0.51	0.11%	524	6,522	0.01%	16	19	35	16	4	19	0	16	16
D-1B(T) Peak (SUB)	-	0.00%	-	-	#DIV/0!	0	0	0	0	0	0	0	0	0
D-1B(T) Off-Peak	0.35	0.08%	3,704	-	#DIV/0!	0	9	9	0	3	3	0	7	7
	17.61	3.88%	9,270	186,103	0.01%	225	576	800	225	191	415	0	385	385
Public Lighting - Tariff G					#DIV/0!									
G(T)	3.13	0.69%	425	13,029	0.03%	0	105	105	0	65	65	0	41	41
Housing Colonies - Tariff H					#DIV/0!							0		0
H(1)	0.21	0.05%	19	2,334	0.01%	0	7	7	0	4	4	0	3	3
AJK Bulk Supply					#DIV/0!									0
	39.92	8.79%	14,384	106,027	0.04%	0	1,262	1,262	0	779	779	0	483	483
Total	454.11	100.00%	1,008,816	1,684,827	0.03%	2,980	13,415	18,396	2,978	6,146	9,124	2	7,269	7,272

Sukkur Electric Power Company Ltd.

FORM - 28 (b)

SUKKUR ELECTRIC POWR COMPANY LTD.

Proposed & Subsidy

FY 2024-25

Jun

Description	Unit Sale FY 2024-25	Sales Mix	No. of Consumers	Sanctioned Load	Load Factor	Revenue as per new proposed Tariff			Revenue as per GOP Notified Tariff			Subsidy		
						Fixed Charge	Variable Charge	Total	Fixed Charge	Variable Charge	Total	Fixed Charge	Variable Charge	Total
	(MkWh)	(%age)		(kW)	(%age)	(Rs/kW/M)		(Rs/kWh)	(Rs/kW/M)		(Rs/kWh)	(Rs/kW/M)		(Rs/kWh)
Residential														
Residential - A1														
Upto - 50	6.76	1.42%	93,102	106,027	0.01%	95	27	122	95	27	122	0	0	0
1-100 GoP Tariff	102.55	21.47%	450,639	104,391	0.11%	188	2,484	2,672	188	794	982	0	1,690	1,690
101 - 200 GoP Tariff	72.08	15.09%	119,536	176,040	0.05%	0	2,052	2,052	0	725	725	0	1,327	1,327
201 - 300 GoP Tariff	56.56	11.84%	76,084	98,176	0.07%	0	1,823	1,823	0	687	687	0	1,136	1,136
301 - 700 GoP Tariff	32.25	6.75%	75,586	146,375	0.03%	0	1,112	1,112	0	630	630	0	482	482
Above -700 GoP	4.89	1.02%	26,480	46,955	0.01%	0	185	185	0	111	111	0	74	74
A-1B(03) T Peak	0.31	0.06%	-	26,754	0.00%	0	12	12	0	7	7	0	5	5
A-1B(03) T Off- Peak	1.63	0.34%	2,856	-	#DIV/0!	0	48	48	0	27	27	0	21	21
E-11(55) Temp.	0.00	0.00%	2	9	0.01%	0	0	0	0	0	0	0	0	0
Sub-Total	277.04	58.00%	844,285	704,726	0.04%	283	7,743	8,027	283	3,008	3,291	0	4,735	4,735
For Peak Load Requirement Upto 20 KW					#DIV/0!									
Commercial - A2A (04)	11.56	2.42%	120,691	132,383	0.01%	278	436	714	278	231	509	0	206	206
A-2B(05)	2.17	0.45%	770	245	1.01%	1	75	77	1	47	48	0	29	29
A-2C (06) T Peak	3.64	0.76%	-	9,230	0.05%	44	137	181	44	86	130	0	51	51
A-2C (06) T Off -Peak	17.68	3.70%	4,450	66,003	0.03%	317	518	834	317	311	628	0	207	207
E-1ii(56) TEMP.	-	0.00%	-	-	#DIV/0!	0	0	0	0	0	0	0	0	0
Sub-Total	35.05	7.34%	125,911	207,862	0.02%	640	1,167	1,807	640	674	1,315	0	492	492
Industrial					#DIV/0!									
Industrial B-1 (07)	2.50	0.52%	4,654	66,294	0.00%	0	100	100	0	43	43	0	56	56
B-1 (08)	-	0.00%	55	-	#DIV/0!	0	0	0	0	0	0	0	0	0
B-1(09) PEAK	1.10	0.23%	-	46,136	0.00%	0	41	41	0	23	23	0	19	19
B-1(09) OFF-PEAK	10.97	2.30%	5,692	-	#DIV/0!	0	324	324	0	167	167	0	157	157
B-2A (10)	4.14	0.87%	805	72,555	0.01%	383	138	521	383	69	452	0	68	68
B-2B-(12) T Peak	5.63	1.18%	-	188,220	0.00%	994	212	1,205	994	117	1,110	0	95	95
B-2B-(12) T Off-Peak	38.51	8.06%	2,654	-	#DIV/0!	0	1,117	1,117	0	578	578	0	538	538
B-3 (14) T Peak	0.76	0.16%	-	3,018	0.03%	16	28	44	14	16	29	2	13	15
B-3 (14) T Off-Peak	4.08	0.85%	36	18,880	0.02%	95	106	202	95	61	156	0	45	45
B-4 (17) - Peak	0.45	0.09%	-	11,944	0.00%	60	17	77	60	9	69	0	7	7
B-4 (17) - Off Peak	2.91	0.61%	3	-	#DIV/0!	0	84	84	0	43	43	0	40	40
E-2 (58) Temp	0.22	0.05%	18	-	#DIV/0!	0	8	8	0	4	4	0	4	4
Sub-Total	71.27	14.92%	13,917	407,048	0.02%	1,548	2,174	3,722	1,546	1,130	2,677	2	1,043	1,045
Single Point Supply for Further Distribution					#DIV/0!									
C-1A (19)	0.68	0.14%	186	2,771	0.03%	0	28	28	0	14	14	0	14	14
C-1B (25)	5.54	1.16%	175	18,303	0.03%	97	209	306	97	112	208	0	98	98
C-1C(26)T Peak	1.02	0.21%	20	11,620	0.01%	61	38	100	61	24	85	0	14	14
C-1C(26)T Off Peak	6.20	1.30%	155	-	#DIV/0!	0	182	182	0	105	105	0	76	76
C-2A (28)	2.22	0.46%	16	-	#DIV/0!	0	75	75	0	44	44	0	31	31
C-2B (29)T Peak	2.39	0.50%	40	7,424	0.04%	37	90	127	37	56	94	0	34	34
C-2B(29)T Off-Peak	12.23	2.56%	13	17,579	0.08%	89	355	443	89	205	293	0	150	150
Sub-Total	30.27	6.34%	605	57,698	0.06%	284	977	1,261	284	560	844	0	417	417
Agriculture Tubewell - Tariff D					#DIV/0!									
Agriculture D-1A (41,42,43,44,46)	1.37	0.29%	2,127	92,555	0.00%	0	55	55	0	24	24	0	31	31
D2 (NOR)	2.82	0.59%	2,877	25,140	0.01%	60	106	166	60	58	118	0	48	48
D-2 (SUB)	-	0.00%	-	-	#DIV/0!	0	0	0	0	0	0	0	0	0
D-1B(T) Peak	5.04	1.06%	-	61,886	0.01%	149	146	294	149	67	216	0	79	79
D-1B(T) Off-Peak	8.39	1.76%	38	-	#DIV/0!	0	269	269	0	45	45	0	225	225
D-1B(T) Peak (NOR)	-	0.00%	-	-	#DIV/0!	0	0	0	0	0	0	0	0	0
D-1B(T) Peak (SUB)	0.54	0.11%	524	6,522	0.01%	16	20	36	16	4	20	0	16	16
D-1B(T) Peak (SUB)	-	0.00%	-	-	#DIV/0!	0	0	0	0	0	0	0	0	0
D-1B(T) Off-Peak	0.37	0.08%	3,704	-	#DIV/0!	0	10	10	0	3	3	0	7	7
	18.53	3.88%	9,270	186,103	0.01%	225	606	830	225	201	425	0	405	405
Public Lighting - Tariff G					#DIV/0!									
G(1)	3.29	0.69%	425	13,029	0.03%	0	111	111	0	68	68	0	43	43
Housing Colonies - Tariff H					#DIV/0!							0		0
H(1)	0.22	0.05%	19	2,334	0.01%	0	7	7	0	5	5	0	3	3
AJK Bulk Supply					#DIV/0!									0
	41.99	8.79%	14,384	106,027	0.05%	0	1,327	1,327	0	819	819	0	508	508
Total	477.66	100.00%	1,008,816	1,684,827	0.03%	2,980	14,111	17,092	2,978	6,465	9,443	2	7,646	7,649

Sukkur Electric Power Company Ltd.

FORM - 28 (b)

SUKKUR ELECTRIC POWR COMPANY LTD.

Proposed & Subsidy

FY 2024-25 (4th Qtr)

Apr-Jun

Description	4th Qtr	Sales Mix	No. of Consumers	Sanctioned Load	Load Factor	Revenue as per new proposed Tariff			Revenue as per GOP Notified Tariff			Subsidy		
						Fixed Charge	Variable Charge	Total	Fixed Charge	Variable Charge	Total	Fixed Charge	Variable Charge	Total
	(MWh)	(%age)		(kW)	(%age)	(Rs/kW/M)		(Rs/kWh)	(Rs/kW/M)		(Rs/kWh)	(Rs/kW/M)		(Rs/kWh)
Residential														
Residential - A1														
Upto - 50	17.62	1.42%	93,102	106,027	0.02%	286	70	357	286	70	356	0	1	1
1-100 GoP Tariff	267.23	21.47%	450,639	104,391	0.29%	564	6,472	7,036	564	2,068	2,632	0	4,404	4,404
101 - 200 GoP Tariff	187.84	15.09%	119,536	176,040	0.12%	0	5,347	5,347	0	1,890	1,890	0	3,457	3,457
201 - 300 GoP Tariff	147.38	11.84%	76,084	58,176	0.17%	0	4,751	4,751	0	1,791	1,791	0	2,960	2,960
301 - 700 GoP Tariff	84.04	6.75%	75,586	146,375	0.07%	0	2,899	2,899	0	1,643	1,643	0	1,256	1,256
Above -700 GoP	12.75	1.02%	26,480	46,955	0.03%	0	482	482	0	289	289	0	193	193
A-1B(03) T Peak	0.81	0.06%	-	26,754	0.00%	0	31	31	0	18	18	0	12	12
A-1B(03) T Off- Peak	4.24	0.34%	2,856	-	#DIV/0!	0	125	125	0	69	69	0	56	56
E-1i(55) Temp.	0.00	0.00%	2	9	0.03%	0	0	0	0	0	0	0	0	0
Sub-Total	721.90	58.00%	844,285	704,726	0.12%	850	20,177	21,027	850	7,837	8,687	0	12,340	12,340
For Peak Load Requirement Upto 20 KW					#DIV/0!									
Commercial - A2A (04)	30.13	2.42%	120,691	132,383	0.03%	834	1,137	1,971	834	601	1,435	0	536	536
A-2B(05)	5.65	0.45%	770	245	2.63%	4	197	201	4	122	126	0	74	74
A-2C (06) T Peak	9.49	0.76%	-	9,230	0.12%	133	357	490	133	224	356	0	134	134
A-2C (06) T Off -Peak	46.06	3.70%	4,450	66,003	0.08%	950	1,349	2,299	950	810	1,760	0	539	539
E-1ii(56) TEMP.	-	0.00%	-	-	#DIV/0!	0	0	0	0	0	0	0	0	0
Sub-Total	91.34	7.34%	125,911	207,862	0.05%	2,771	23,342	26,113	2,771	9,663	12,435	0	13,679	13,679
Industrial					#DIV/0!									
Industrial B-1 (07)	6.51	0.52%	4,654	66,294	0.01%	0	259	259	0	112	112	0	147	147
B-1 (08)	-	0.00%	55	-	#DIV/0!	0	0	0	0	0	0	0	0	0
B-1(09) PEAK	2.86	0.23%	-	46,136	0.01%	0	108	108	0	59	59	0	49	49
B-1(09) OFF-PEAK	28.58	2.30%	5,692	-	#DIV/0!	0	844	844	0	435	435	0	408	408
B-2A (10)	10.79	0.87%	805	72,555	0.02%	1,149	359	1,508	1,149	180	1,330	0	178	178
B-2B-(12) T Peak	14.66	1.18%	-	188,220	0.01%	2,981	552	3,533	2,981	304	3,285	0	248	248
B-2B-(12) T Off-Peak	100.36	8.06%	2,654	-	#DIV/0!	0	2,910	2,910	0	1,507	1,507	0	1,403	1,403
B-3 (14) T Peak	1.97	0.16%	-	3,018	0.07%	48	74	122	41	41	82	7	33	40
B-3 (14) T Off-Peak	10.64	0.85%	36	18,880	0.06%	285	277	563	285	159	444	0	118	118
B-4 (17) - Peak	1.17	0.09%	-	11,944	0.01%	181	43	224	181	24	205	0	19	19
B-4 (17) - Off Peak	7.59	0.61%	3	-	#DIV/0!	0	218	218	0	112	112	0	105	105
E-2 (58) Temp	0.58	0.05%	18	-	#DIV/0!	0	20	20	0	11	11	0	9	9
Sub-Total	185.71	14.92%	13,917	407,048	0.05%	4,645	5,664	10,309	4,638	2,948	7,584	7	2,719	2,725
Single Point Supply for Further Distribution					#DIV/0!									
C-1A (19)	1.77	0.14%	186	2,771	0.07%	0	74	74	0	37	37	0	37	37
C-1B (25)	14.44	1.16%	175	18,303	0.09%	290	545	835	290	291	581	0	255	255
C-1C(26)T Peak	2.65	0.21%	20	11,620	0.03%	184	100	284	184	62	246	0	37	37
C-1C(26)T Off Peak	16.17	1.30%	155	-	#DIV/0!	0	473	473	0	274	274	0	199	199
C-2A (28)	5.79	0.46%	16	-	#DIV/0!	0	195	195	0	115	115	0	80	80
C-2B (29)T Peak	6.22	0.50%	40	7,424	0.10%	112	234	346	112	146	259	0	88	88
C-2B(29)T Off-Peak	31.86	2.56%	13	17,579	0.21%	266	924	1,190	266	534	799	0	390	390
Sub-Total	78.89	6.34%	605	57,698	0.16%	852	2,545	3,397	852	1,459	2,311	0	1,086	1,086
Agriculture Tubewell - Tariff D					#DIV/0!									
Agriculture D-1A (41,42,43,44,46)	3.58	0.29%	2,127	92,555	0.00%	0	143	143	0	63	63	0	80	80
D2 (NOR)	7.34	0.59%	2,877	25,140	0.03%	181	276	457	181	151	332	0	125	125
D-2 (SUB)	-	0.00%	-	-	#DIV/0!	0	0	0	0	0	0	0	0	0
D-1B(T) Peak	13.13	1.06%	-	61,886	0.02%	446	379	825	446	175	620	0	205	205
D-1B(T) Off-Peak	21.86	1.76%	38	-	#DIV/0!	0	702	702	0	117	117	0	585	585
D-1B(T) Peak (NOR)	-	0.00%	-	-	#DIV/0!	0	0	0	0	0	0	0	0	0
D-1B(T) Peak (SUB)	1.40	0.11%	524	6,522	0.02%	47	53	100	47	10	57	0	43	43
D-1B(T) Peak (SUB)	-	0.00%	-	-	#DIV/0!	0	0	0	0	0	0	0	0	0
D-1B(T) Off-Peak	0.97	0.08%	3,704	-	#DIV/0!	0	25	25	0	7	7	0	18	18
	48.28	3.88%	9,270	186,103	0.03%	674	1,578	2,252	674	523	1,196	0	1,056	1,056
Public Lighting - Tariff G					#DIV/0!									
G(I)	8.57	0.69%	425	13,029	0.08%	0	288	288	0	177	177	0	112	112
Housing Colonies - Tariff H					#DIV/0!							0		0
H(1)	0.57	0.05%	19	2,334	0.03%	0	19	19	0	12	12	0	7	7
AJK Bulk Supply					#DIV/0!									0
	109.43	8.79%	14,384	106,027	0.12%	0	3,459	3,459	0	2,135	2,135	0	1,324	1,324
Total	1,244.68	100.00%	1,008,816	1,684,827	0.08%	9,791	57,073	66,864	9,785	24,752	34,537	7	32,321	32,327

Sukkur Electric Power Company Ltd.

FORM - 26

SUKKUR ELECTRIC POWR COMPANY LTD.

Existing & Proposed Tariff Statement

FY 2020-21

Description	Units Sale FY 2021-22	% age Units Sale Mix	No. of Consumers	Connected Load	Load Factor	Determined & Notified Tariff FY 2019-20		Proposed New Tariff FY 2020-21		Difference	
						Fixed Charge	Variable Charge	Fixed Charge	Variable Charge	Fixed Charge	Variable Charge
	(MkWh)	(%age)		(kW)	(%age)	(Rs/kW/M)	(Rs/kWh)	(Rs/kW/M)	(Rs/kWh)	(Rs/kW/M)	(Rs/kWh)
Residential - A1											
Upto - 50	39.52	1.42%	43,102.00	106,026.80	0.04%	75.00	4.00	75.00	4.00	-	-
1-100 GoP Tariff	599.60	21.47%	351,739.00	104,390.56		150.00	17.28		18.55		1.27
101 - 200 GoP Tariff	421.46	15.09%	84,536.00	175,039.97	0.27%	0.00	20.31	0.00	21.80	-	1.49
201 - 300 GoP Tariff	330.69	11.84%	70,084.00	98,175.66		0.00	23.00	0.00	24.69	-	1.69
301 - 700 GoP Tariff	188.56	6.75%	69,586.00	146,374.79	0.15%	0.00	24.61	0.00	26.42	-	1.81
Above -700 GoP	28.60	1.02%	22,980.00	46,954.85	0.07%	0.00	26.99	0.00	28.97	-	1.98
A-1B(03) T Peak	1.81	0.06%	-	26,754.25	0.01%	0.00	27.00	0.00	28.98	-	1.98
A-1B(03) T Off- Peak	9.51	0.34%	1,856.00	-		0.00	21.05	0.00	22.60	-	1.55
E-11(55) Temp.	0.01	0.00%	2.00	8.68		0.00	24.65	0.00	26.46	-	1.81
Sub-Total	1,619.76	58.00%	643,885	704,726							-
For Peak Load Requirement Upto 20 KW											-
Commercial - A2A (04)	87.60	2.42%	117,691.34	132,383.29		175.00	26.93	175.00	26.91	-	1.98
A-2B(05)	12.68	0.45%	266.08	245.38	5.90%	440.00	24.83	440.00	26.65	-	1.82
A-2C (06) T Peak	21.30	0.76%	-	9,230.06		400.00	26.84	400.00	28.81	-	1.97
A-2C (06) T Off -Peak	103.36	3.70%	3,818.58	66,003.45	-	400.00	20.89	400.00	22.42	-	1.53
E-1ii(56) TEMP.		0.00%	-	-	#DIV/0!	50.00	36.93	50.00	39.64	-	2.71
Sub-Total	204.94	7.34%	121,776.00	207,862.19							
Industrial					#DIV/0!					-	-
Industrial B-1 (07)	14.61	0.52%	4,053.51	66,293.54			28.41	0.00	30.50	-	2.09
B-1(09) PEAK	6.41	0.23%	-	46,136.38	0.02%		27.01	0.00	28.99	-	1.98
B-1(09) OFF-PEAK	64.13	2.30%	5,552.88	-			21.06	0.00	22.61	-	1.55
B-2A (10)	24.20	0.87%	703.87	72,555.27	0.04%	440.00	23.74	440.00	25.48		1.74
B-2B-(12) T Peak	32.90	1.18%	-	188,219.77		440.00	26.84	440.00	28.81		1.97
B-2B-(12) T Off-Peak	225.18	8.06%	2,522.90	-	#DIV/0!	440.00	20.69	440.00	22.21	-	1.52
B-3 (14) T Peak	4.43	0.16%	-	3,018.42		440.00	26.84	440.00	28.81		1.97
B-3 (14) T Off-Peak	23.86	0.85%	34.36	18,880.31	0.14%	420.00	18.59	420.00	19.96		1.37
B-4 (17) - Peak	2.62	0.09%	-	11,944.46	0.03%	420.00	26.40	420.00	28.34		1.94
B-4 (17) - Off Peak	17.02	0.61%	2.08	-	#DIV/0!	400.00	20.49	400.00	21.99	-	1.50
E-2 (58) Temp	1.31	0.05%	15.62	-	#DIV/0!		24.41	0.00	26.20	-	1.79
Sub-Total	416.68	14.92%	12,930.00	407,048.15							
Single Point Supply for Further Distribution											
C-1A (19)	3.97	0.14%	184.00	2,771.23			29.71	0.00	31.89	-	2.18
C-1B (25)	32.40	1.16%	169.00	18,303.06	0.20%	440.00	26.94	440.00	28.92	-	1.98
C-1C(26)T Peak	5.94	0.21%	-	11,620.23	0.06%	440.00	26.84	440.00	28.81	-	1.97
C-1C(26)T Off Peak	36.27	1.30%	145.00	-	#DIV/0!	440.00	20.89	440.00	22.42	-	1.53
C-2A (28)	12.98	0.46%	16.00	-	#DIV/0!	420.00	24.04	420.00	25.81	-	1.77
C-2B (29)T Peak	13.96	0.50%	-	7,424.33	0.21%	420.00	26.84	420.00	28.81	-	1.97
C-2B(29)T Off-Peak	71.48	2.56%	13.00	17,579.27		420.00	20.69	420.00	22.21	-	1.52
Sub-Total	177.01	6.34%	527.00	57,698.13							
Agriculture Tubewell - Tariff D											
Agriculture D-1A (41,42,43,44,46)	8.02	0.29%	2,126.59	92,554.53	0.01%		28.54	0.00	30.64	-	2.10
D2 (NOR)	16.48	0.59%	2,877.09	25,140.44	0.07%	200.00	26.85	200.00	28.82	-	1.97
D-1B(T) Peak	29.47	1.06%		61,886.10	0.05%	200.00	20.61	200.00	22.12	-	1.51
D-1B(T) Off-Peak	49.05	1.76%	38.35	-	#DIV/0!	200.00	22.91	200.00	24.59	-	1.68
D-1B(T) Peak (SUB)	3.15	0.11%	523.70	6,522.17		200.00	26.86	200.00	28.83	-	1.97
D-1B(T) Off-Peak	2.17	0.08%	3,704.27	-		200.00	18.41	200.00	19.76	-	1.35
	108.33	3.88%	9,270.00	186,103.24							
Public Lighting - Tariff G											
G(T)	19.23	0.69%	425.00	13,029.28			24.01	0.00	25.77	-	1.76
Housing Colonies - Tariff H											
H(1)	1.28	0.05%	19.00	2,333.84	0.06%		24.01	0.00	25.77	-	1.76
AJK Bulk Supply											
A-3 (66) General Supply	245.53	8.79%	13,300.00	106,026.80	0.26%		22.55	0.00	24.21	-	1.66
Total	2,792.77	100.00%	802,132.00	1,684,827.19	0.19%					-	-

2,792.77

Sukkur Electric Power Company Ltd

FORM - 26

SUKKUR ELECTRIC POWR COMPANY LTD.

Existing & Proposed Tariff Statement

FY 2021-22

Description	Sale FY 2021-22	Sales Mix	No. of Consumers	Sanctioned Load	Load Factor	Determined & Notified Tariff FY 2019-20		Proposed New Tariff FY 2020-21		Difference	
						Fixed Charge	Variable Charge	Fixed Charge	Variable Charge	Fixed Charge	Variable Charge
	(MkWh)	(%age)		(kW)	(%age)	(Rs/kW/M)	(Rs/kWh)	(Rs/kW/M)	(Rs/kWh)	(Rs/kW/M)	(Rs/kWh)
Residential - A1											
Upto - 50	41.64	1.42%	43,102.00	106,026.30	0.04%	75.00	4.00	75.00	4.00	-	-
1-100 GoP Tariff	631.62	21.47%	351,739.00	104,390.56		150.00	17.28		20.18		2.90
101 - 200 GoP Tariff	443.96	15.09%	84,536.00	176,039.97	0.29%	0.00	20.31	0.00	23.72	-	3.41
201 - 300 GoP Tariff	348.35	11.84%	70,084.00	98,175.86		0.00	23.00	0.00	26.87	-	3.87
301 - 700 GoP Tariff	198.63	6.75%	69,586.00	146,374.79	0.15%	0.00	24.61	0.00	28.75	-	4.14
Above -700 GoP	30.13	1.02%	22,980.00	46,954.35	0.07%	0.00	26.99	0.00	31.53	-	4.54
A-1B(03) T Peak	1.91	0.06%	-	26,754.25	0.01%	0.00	27.00	0.00	31.54	-	4.54
A-1B(03) T Off- Peak	10.02	0.34%	1,856.00	-		0.00	21.05	0.00	24.59	-	3.54
E-11(55) Temp.	0.01	0.00%	2.00	8.68		0.00	24.65	0.00	28.79	-	4.14
Sub-Total	1,706.25	58.00%	643,885	704,726							-
For Peak Load Requirement Upto 20 KW											-
Commercial - A2A (04)	71.21	2.42%	117,691.34	132,383.29		175.00	26.93	175.00	31.46	-	4.53
A-2B(05)	13.36	0.45%	266.08	245.38	6.21%	440.00	24.83	440.00	29.00	-	4.17
A-2C (06) T Peak	22.44	0.76%	-	9,230.06		400.00	26.84	400.00	31.35	-	4.51
A-2C (06) T Off -Peak	108.87	3.70%	3,818.58	66,003.45		400.00	20.89	400.00	24.40	-	3.51
E-11i(56) TEMP.		0.00%	-	-	#DIV/0!	50.00	36.93	50.00	43.14	-	6.21
Sub-Total	215.88	7.34%	121,776.00	207,862.19							
Industrial					#DIV/0!					-	-
Industrial B-1 (07)	15.40	0.52%	4,053.51	66,293.54			28.41	0.00	33.19	-	4.78
B-1(09) PEAK	6.75	0.23%	-	46,136.38	0.02%		27.01	0.00	31.55	-	4.54
B-1(09) OFF-PEAK	67.56	2.30%	5,552.88	-			21.06	0.00	24.60	-	3.54
B-2A (10)	25.49	0.87%	703.87	72,555.27	0.04%	440.00	23.74	440.00	27.73		3.99
B-2B-(12) T Peak	34.66	1.18%	-	188,219.77		440.00	26.84	440.00	31.35		4.51
B-2B-(12) T Off-Peak	237.21	8.06%	2,522.50	-	#DIV/0!	440.00	20.69	440.00	24.17	-	3.48
B-3 (14) T Peak	4.66	0.16%	-	3,018.42		440.00	26.84	440.00	31.35		4.51
B-3 (14) T Off-Peak	25.14	0.85%	34.36	18,980.31	0.15%	420.00	18.58	420.00	21.71		3.13
B-4 (17) - Peak	2.76	0.09%	-	11,944.46	0.03%	420.00	26.40	420.00	30.84		4.44
B-4 (17) - Off Peak	17.93	0.61%	2.08	-	#DIV/0!	400.00	20.49	400.00	23.93	-	3.44
E-2 (58) Temp	1.38	0.05%	15.52	-	#DIV/0!		24.41	0.00	28.51	-	4.10
Sub-Total	438.93	14.92%	12,930.00	407,048.15							
Single Point Supply for Further Distribution											-
C-1A (19)	4.18	0.14%	184.00	2,771.23			29.71	0.00	34.70	-	4.99
C-1B (25)	34.13	1.16%	169.00	13,303.06	0.21%	440.00	26.94	440.00	31.47	-	4.53
C-1C(26)T Peak	6.26	0.21%	-	11 320.23	0.06%	440.00	26.84	440.00	31.35	-	4.51
C-1C(26)T Off Peak	38.21	1.30%	145.00	-	#DIV/0!	440.00	20.89	440.00	24.40	-	3.51
C-2A (28)	13.68	0.46%	16.00	-	#DIV/0!	420.00	24.04	420.00	28.08	-	4.04
C-2B (29)T Peak	14.70	0.50%	-	7,424.33	0.23%	420.00	26.84	420.00	31.35	-	4.51
C-2B(29)T Off-Peak	75.30	2.56%	13.00	17,579.27		420.00	20.69	420.00	24.17	-	3.48
Sub-Total	186.46	6.34%	527.00	57,698.13							
Agriculture Tubewell - Tariff D											
Agriculture D-1A (41,42,43,44,46)	8.45	0.29%	2,126.59	92,554.53	0.01%		28.54	0.00	33.34	-	4.80
D2 (NOR)	17.36	0.59%	2,877.09	25,140.44	0.06%	200.00	26.85	200.00	31.36	-	4.51
D-1B(T) Peak	31.04	1.06%		61,386.10	0.06%	200.00	20.61	200.00	24.07	-	3.46
D-1B(T) Off-Peak	51.67	1.76%	38.35	-	#DIV/0!	200.00	22.91	200.00	26.76	-	3.85
D-1B(T) Peak (SUB)	3.31	0.11%	523.70	5,522.17		200.00	26.86	200.00	31.38	-	4.52
D-1B(T) Off-Peak	2.28	0.08%	3,704.27	-		200.00	18.41	200.00	21.50	-	3.09
	114.12	3.88%	9,270.00	186,103.24							
Public Lighting - Tariff G											
G(I)	20.26	0.69%	425.00	13,029.28			24.01	0.00	28.05	-	4.04
Housing Colonies - Tariff H											
H(1)	1.35	0.05%	19.00	2,333.84	0.07%		24.01	0.00	28.05	-	4.04
AJK Bulk Supply											
A-3 (66) General Supply	258.64	8.79%	13,300.00	106,026.30	0.28%		22.55	0.00	26.34	-	3.79
Total	2,941.89	100.00%	802,132.00	1,684,827.13	0.20%					-	-

2,792.77

Sukkur Electric Power Company Ltd.

FORM - 26

SUKKUR ELECTRIC POWR COMPANY LTD.

Existing & Proposed Tariff Statement

FY 2022-23

Description	Unit Sale FY 2021-22	Sales Mix	No. of Consumers	Sanctioned Load	Load Factor	Determined & Notified Tariff FY 2019-20		Proposed New Tariff FY 2020-21		Difference	
						Fixed Charge	Variable Charge	Fixed Charge	Variable Charge	Fixed Charge	Variable Charge
	(MkWh)	(%age)		(kW)	(%age)	(Rs/kW/M)	(Rs/kWh)	(Rs/kW/M)	(Rs/kWh)	(Rs/kW/M)	(Rs/kWh)
Residential - A1											
Upto - 50	43.30	1.42%	43,102.00	106,026.80	0.05%	75.00	4.00	75.00	4.00	-	-
1-100 GoP Tariff	656.81	21.47%	351,739.00	104,390.56		150.00	17.28		22.30		5.02
101 - 200 GoP Tariff	461.67	15.09%	84,536.00	176,039.97	0.30%	0.00	20.31	0.00	26.21	-	5.90
201 - 300 GoP Tariff	362.24	11.84%	70,084.00	98,175.66		0.00	23.00	0.00	29.68	-	6.68
301 - 700 GoP Tariff	206.55	6.75%	69,586.00	146,374.79	0.16%	0.00	24.61	0.00	31.76	-	7.15
Above -700 GoP	31.33	1.02%	22,980.00	46,954.85	0.08%	0.00	25.99	0.00	34.83	-	7.84
A-1B(03) T Peak	1.98	0.06%	-	26,754.25	0.01%	0.00	27.00	0.00	34.84	-	7.84
A-1B(03) T Off- Peak	10.42	0.34%	1,856.00	-		0.00	21.05	0.00	27.16	-	6.11
E-11(55) Temp.	0.01	0.00%	2.00	8.68		0.00	24.65	0.00	31.81	-	7.16
Sub-Total	**1,774.31**	**58.00%**	**643,885**	**704,725**							-
For Peak Load Requirement Upto 20 KW											-
Commercial - A2A (04)	74.05	2.42%	117,691.34	132,383.29		175.00	26.93	175.00	34.75	-	7.82
A-2B(05)	13.89	0.45%	266.08	245.38	6.46%	440.00	24.83	440.00	32.04	-	7.21
A-2C (06) T Peak	23.33	0.76%	-	9,230.06		400.00	26.84	400.00	34.64	-	7.80
A-2C (06) T Off -Peak	113.22	3.70%	3,818.58	66,003.45		400.00	20.89	400.00	26.96	-	6.07
E-1ii(56) TEMP.		0.00%	-	-	#DIV/0!	50.00	36.93	50.00	47.66	-	10.73
Sub-Total	**224.49**	**7.34%**	**121,776.00**	**207,862.19**							
Industrial					#DIV/0!					-	-
Industrial B-1 (07)	16.01	0.52%	4,053.51	66,293.54			28.41	0.00	36.66	-	8.25
B-1(09) PEAK	7.02	0.23%	-	46,136.38	0.02%		27.01	0.00	34.85	-	7.84
B-1(09) OFF-PEAK	70.25	2.30%	5,552.88	-			21.06	0.00	27.18	-	6.12
B-2A (10)	26.51	0.87%	703.87	72,555.27	0.04%	440.00	23.74	440.00	30.64		6.90
B-2B-(12) T Peak	36.04	1.18%	-	188,219.77		440.00	26.84	440.00	34.64		7.80
B-2B-(12) T Off-Peak	246.67	8.06%	2,522.90	-	#DIV/0!	440.00	20.69	440.00	26.70	-	6.01
B-3 (14) T Peak	4.85	0.16%	-	3,018.42		440.00	26.84	440.00	34.64		7.80
B-3 (14) T Off-Peak	26.14	0.85%	34.36	18,880.31	0.16%	420.00	18.59	420.00	23.99		5.40
B-4 (17) - Peak	2.87	0.09%	-	11,944.46	0.03%	420.00	26.40	420.00	34.07		7.67
B-4 (17) - Off Peak	18.64	0.61%	2.08	-	#DIV/0!	400.00	20.49	400.00	26.44	-	5.95
E-2 (58) Temp	1.43	0.05%	15.62	-	#DIV/0!		24.41	0.00	31.50	-	7.09
Sub-Total	**456.44**	**14.92%**	**12,930.00**	**407,048.15**							
Single Point Supply for Further Distribution											
C-1A (19)	4.35	0.14%	184.00	2,771.23			29.71	0.00	38.34	-	8.63
C-1B (25)	35.49	1.16%	169.00	18,303.06	0.22%	440.00	26.94	440.00	34.76	-	7.82
C-1C(26)T Peak	6.51	0.21%	-	11,620.23	0.06%	440.00	26.84	440.00	34.64	-	7.80
C-1C(26)T Off Peak	39.73	1.30%	145.00	-	#DIV/0!	440.00	20.89	440.00	26.96	-	6.07
C-2A (28)	14.22	0.46%	16.00	-	#DIV/0!	420.00	24.04	420.00	31.02	-	6.98
C-2B (29)T Peak	15.29	0.50%	-	7,424.33	0.24%	420.00	26.84	420.00	34.64	-	7.80
C-2B(29)T Off-Peak	78.30	2.56%	13.00	17,579.27		420.00	20.69	420.00	26.70	-	6.01
Sub-Total	**193.89**	**6.34%**	**527.00**	**57,698.13**							
Agriculture Tubewell - Tariff D											
Agriculture D-1A (41,42,43,44,46)	8.79	0.29%	2,126.59	92,554.53	0.01%		28.54	0.00	36.83	-	8.29
D2 (NOR)	18.05	0.59%	2,877.09	25,140.44	0.08%	200.00	26.85	200.00	34.65	-	7.80
D-1B(T) Peak	32.28	1.06%		61,886.10	0.06%	200.00	20.81	200.00	26.90	-	6.09
D-1B(T) Off-Peak	53.73	1.76%	38.35	-	#DIV/0!	200.00	22.91	200.00	29.56	-	6.65
D-1B(T) Peak (SUB)	3.45	0.11%	523.70	6,522.17		200.00	26.86	200.00	34.66	-	7.80
D-1B(T) Off-Peak	2.37	0.08%	3,704.27	-		200.00	18.41	200.00	23.76	-	5.35
	118.67	**3.88%**	**9,270.00**	**186,103.24**							
Public Lighting - Tariff G											
G(1)	21.07	0.69%	425.00	13,029.28			24.01	0.00	30.98	-	6.97
Housing Colonies - Tariff H											
H(1)	1.41	0.05%	19.00	2,333.84	0.07%		24.01	0.00	30.98	-	6.97
AJK Bulk Supply											
A-3 (66) General Supply	268.96	8.79%	13,300.00	106,026.80	0.29%		22.55	0.00	29.10	-	6.55
Total	**3,059.23**	**100.00%**	**908,816.00**	**1,684,827.19**	0.21%					-	-

Sukkur Electric Power Company Ltd.

FORM - 26

SUKKUR ELECTRIC POWR COMPANY LTD.

Existing & Proposed Tariff Statement

FY 2023-24

Description	Unit Sale FY 2021-22	Sales Mix	No. of Consumers	Sanctioned Load	Load Factor	Determined & Notified Tariff FY 2019-20		Proposed New Tariff FY 2020-21		Difference	
						Fixed Charge	Variable Charge	Fixed Charge	Variable Charge	Fixed Charge	Variable Charge
	(MkWh)	(%age)		kW	(%age)	(Rs/kW/M)	(Rs/kWh)	(Rs/kW/M)	(Rs/kWh)	(Rs/kW/M)	(Rs/kWh)
Residential - A1											
Upto - 50	52.67	1.42%	43,102.00	106,026.80	0.06%	75.00	4.00	75.00	4.00	-	-
1-100 GoP Tariff	798.96	21.47%	351,739.00	104,390.56		150.00	17.28		22.93		5.65
101 - 200 GoP Tariff	561.59	15.09%	84,536.00	176,039.97	0.36%	0.00	20.31	0.00	26.95	-	6.64
201 - 300 GoP Tariff	440.64	11.84%	70,084.00	98,175.66		0.00	23.00	0.00	30.52	-	7.52
301 - 700 GoP Tariff	251.25	6.75%	63,586.00	146,374.79	0.20%	0.00	24.61	0.00	32.66	-	8.05
Above -700 GoP	38.11	1.02%	22,980.00	46,954.85	0.09%	0.00	26.99	0.00	35.82	-	8.83
A-1B(03) T Peak	2.41	0.06%	-	26,754.25	0.01%	0.00	27.00	0.00	35.83	-	8.83
A-1B(03) T Off- Peak	12.67	0.34%	1,856.00	-		0.00	21.05	0.00	27.94	-	6.89
E-1(55) Temp.	0.01	0.00%	2.00	8.68		0.00	24.65	0.00	32.71	-	8.06
Sub-Total	2,158.31	58.00%	643,885	704,726							-
For Peak Load Requirement Upto 20 KW											-
Commercial - A2A (04)	90.08	2.42%	117,691.34	132,383.29		175.00	26.93	175.00	35.74	-	8.81
A-2B(05)	16.89	0.45%	266.08	245.38	7.86%	440.00	24.83	440.00	32.95	-	8.12
A-2C (06) T Peak	28.38	0.76%	-	9,230.06		400.00	26.84	400.00	35.62	-	8.78
A-2C (06) T Off -Peak	137.72	3.70%	3,818.58	66,003.45		400.00	20.89	400.00	27.72	-	6.83
E-1ii(56) TEMP.		0.00%	-	-	#DIV/0!	50.00	36.93	50.00	49.01	-	12.08
Sub-Total	273.08	7.34%	121,776.00	207,862.19							
Industrial					#DIV/0!					-	-
Industrial B-1 (07)	19.47	0.52%	4,053.51	56,293.54			28.41	0.00	37.70	-	9.29
B-1(09) PEAK	8.54	0.23%	-	46,136.38	0.02%		27.01	0.00	35.84	-	8.83
B-1(09) OFF-PEAK	85.46	2.30%	5,552.88	-			21.06	0.00	27.95	-	6.89
B-2A (10)	32.25	0.87%	703.87	72,555.27	0.05%	440.00	23.74	440.00	31.51		7.77
B-2B-(12) T Peak	43.84	1.18%	-	138,219.77		440.00	26.84	440.00	35.62		8.78
B-2B-(12) T Off-Peak	300.05	8.06%	2,522.90	-	#DIV/0!	440.00	20.69	440.00	27.46	-	6.77
B-3 (14) T Peak	5.90	0.16%	-	3,018.42		440.00	26.84	440.00	35.62		8.78
B-3 (14) T Off-Peak	31.80	0.85%	34.36	18,880.31	0.19%	420.00	18.59	420.00	24.67		6.08
B-4 (17) - Peak	3.49	0.09%	-	11,944.46	0.03%	420.00	26.40	420.00	35.04		8.64
B-4 (17) - Off Peak	22.68	0.61%	2.08	-	#DIV/0!	400.00	20.49	400.00	27.19	-	6.70
E-2 (58) Temp	1.75	0.05%	15.62	-	#DIV/0!		24.41	0.00	32.39	-	7.98
Sub-Total	555.22	14.92%	12,930.00	407,048.15							
Single Point Supply for Further Distribution											
C-1A (19)	5.29	0.14%	184.00	2,771.23			29.71	0.00	39.43	-	9.72
C-1B (25)	43.17	1.16%	169.00	13,303.06	0.27%	440.00	26.94	440.00	35.75	-	8.81
C-1C(26)T Peak	7.92	0.21%	-	11,620.23	0.08%	440.00	26.84	440.00	35.62	-	8.78
C-1C(26)T Off Peak	48.33	1.30%	145.00	-	#DIV/0!	440.00	20.89	440.00	27.72	-	6.83
C-2A (28)	17.30	0.46%	16.00	-	#DIV/0!	420.00	24.04	420.00	31.90	-	7.86
C-2B (29)T Peak	18.60	0.50%	-	7,424.33	0.29%	420.00	26.84	420.00	35.62	-	8.78
C-2B(29)T Off-Peak	95.25	2.56%	13.00	17,579.27		420.00	20.69	420.00	27.46	-	6.77
Sub-Total	235.86	6.34%	527.00	57,698.13							
Agriculture Tubewell - Tariff D											
Agriculture D-1A (41,42,43,44,46)	10.69	0.29%	2,126.59	92,554.53	0.01%		29.54	0.00	37.88	-	9.34
D2 (NOR)	21.95	0.59%	2,877.09	25,140.44	0.10%	200.00	26.85	200.00	35.63	-	8.78
D-1B(T) Peak	39.26	1.06%		61,863.10	0.07%	200.00	20.61	200.00	27.35	-	6.74
D-1B(T) Off-Peak	65.36	1.76%	38.35	-	#DIV/0!	200.00	22.91	200.00	30.40	-	7.49
D-1B(T) Peak (SUB)	4.19	0.11%	523.70	6,522.17		200.00	26.86	200.00	35.65	-	8.79
D-1B(T) Off-Peak	2.89	0.08%	3,704.27	-		200.00	18.41	200.00	24.43	-	6.02
	144.35	3.88%	9,270.00	186,103.24							
Public Lighting - Tariff G											
G(I)	25.63	0.69%	425.00	13,029.26			24.01	0.00	31.86	-	7.85
Housing Colonies - Tariff H											
H(1)	1.71	0.05%	19.00	2,333.84	0.08%		24.01	0.00	31.86	-	7.85
AJK Bulk Supply											
A-3 (66) General Supply	327.16	8.79%	13,300.00	105,026.30	0.35%		22.55	0.00	29.93	-	7.38
Total	3,721.32	100.00%	958,316.00	1,684,827.19	0.25%					-	-

Sukkur Electric Power Company Ltd.

FORM - 26

SUKKUR ELECTRIC POWR COMPANY LTD.

Existing & Proposed Tariff Statement

FY 2024-25

Description	Unit Sale FY 2021-22	Sales Mix	No. of Consumers	Sanctioned Load	Load Factor	Determined & Notified Tariff FY 2019-20		Proposed New Tariff FY 2021-22		Difference	
						Fixed Charge	Variable Charge	Fixed Charge	Variable Charge	Fixed Charge	Variable Charge
	(MkWh)	(%age)		(kW)	(%age)	(Rs/kW/M)	(Rs/kWh)	(Rs/kW/M)	(Rs/kWh)	(Rs/kW/M)	(Rs/kWh)
Residential - A1											
Upto - 50	58.06	1.42%	43,102.00	106,026.80	0.06%	75.00	4.00	75.00	4.00	-	-
1-100 GoP Tariff	880.74	21.47%	351,739.00	104,390.56		150.00	17.28		24.22		6.94
101 - 200 GoP Tariff	619.06	15.09%	84,536.00	176,039.97	0.40%	0.00	20.31	0.00	28.47	-	8.16
201 - 300 GoP Tariff	485.74	11.84%	70,084.00	98,175.66		0.00	23.00	0.00	32.24	-	9.24
301 - 700 GoP Tariff	276.97	6.75%	69,586.00	146,374.79	0.22%	0.00	24.61	0.00	34.49	-	9.88
Above -700 GoP	42.01	1.02%	22,980.00	46,954.85	0.10%	0.00	26.99	0.00	37.83	-	10.84
A-1B(03) T Peak	2.66	0.06%	-	26,754.25	0.01%	0.00	27.00	0.00	37.84	-	10.84
A-1B(03) T Off- Peak	13.97	0.34%	1,856.00	-		0.00	21.05	0.00	29.50	-	8.45
E-11(55) Temp.	0.01	0.00%	2.00	8.68		0.00	24.65	0.00	34.55	-	9.90
Sub-Total	2,379.21	58.00%	643,885	704,725							-
For Peak Load Requirement Upto 20 KW											-
Commercial - A2A (04)	99.30	2.42%	117,691.34	132,383.29		175.00	26.93	175.00	37.74	-	10.81
A-2B(05)	18.62	0.45%	266.08	245.38	8.66%	440.00	24.83	440.00	34.80	-	9.97
A-2C (06) T Peak	31.29	0.76%	-	9,230.06		400.00	26.84	400.00	37.62	-	10.78
A-2C (06) T Off -Peak	151.81	3.70%	3,818.58	66,003.45		400.00	20.89	400.00	29.28	-	8.39
E-1ii(56) TEMP.		0.00%	-	-	#DIV/0!	50.00	36.93	50.00	51.76	-	14.83
Sub-Total	301.03	7.34%	121,776.00	207,862.19							
Industrial					#DIV/0!					-	-
Industrial B-1 (07)	21.47	0.52%	4,053.51	66,293.54			28.41	0.00	39.82	-	11.41
B-1(09) PEAK	9.41	0.23%	-	46,136.38	0.02%		27.01	0.00	37.86	-	10.85
B-1(09) OFF-PEAK	94.20	2.30%	5,552.88	-			21.06	0.00	29.52	-	8.46
B-2A (10)	35.55	0.87%	703.87	72,555.27	0.06%	440.00	23.74	440.00	33.27		9.53
B-2B-(12) T Peak	48.32	1.18%	-	188,219.77		440.00	26.84	440.00	37.62		10.78
B-2B-(12) T Off-Peak	330.75	8.06%	2,522.90	-	#DIV/0!	440.00	20.69	440.00	29.00	-	8.31
B-3 (14) T Peak	6.50	0.16%	-	3,018.42		440.00	26.84	440.00	37.62		10.78
B-3 (14) T Off-Peak	35.05	0.85%	34.36	18,980.31	0.21%	420.00	18.59	420.00	26.06		7.47
B-4 (17) - Peak	3.85	0.09%	-	11,944.46	0.04%	420.00	26.40	420.00	37.00		10.60
B-4 (17) - Off Peak	25.00	0.61%	2.08	-	#DIV/0!	400.00	20.49	400.00	28.72	-	8.23
E-2 (58) Temp	1.92	0.05%	15.62	-	#DIV/0!		24.41	0.00	34.21	-	9.80
Sub-Total	612.05	14.92%	12,930.00	407,048.15							
Single Point Supply for Further Distribution											
C-1A (19)	5.84	0.14%	184.00	2,771.23			29.71	0.00	41.64	-	11.93
C-1B (25)	47.59	1.16%	169.00	18,303.06	0.30%	440.00	26.94	440.00	37.76	-	10.82
C-1C(26)T Peak	8.73	0.21%	-	11,620.23	0.09%	440.00	26.84	440.00	37.62	-	10.78
C-1C(26)T Off Peak	53.28	1.30%	145.00	-	#DIV/0!	440.00	20.89	440.00	29.28	-	8.39
C-2A (28)	19.07	0.46%	16.00	-	#DIV/0!	420.00	24.04	420.00	33.69	-	9.65
C-2B (29)T Peak	20.50	0.50%	-	7,424.33	0.32%	420.00	26.84	420.00	37.62	-	10.78
C-2B(29)T Off-Peak	104.99	2.56%	13.00	17,579.27		420.00	20.69	420.00	29.00	-	8.31
Sub-Total	260.00	6.34%	527.00	57,698.13							
Agriculture Tubewell - Tariff D											
Agriculture D-1A (41,42,43,44,46)	11.79	0.29%	2,126.59	92,554.53	0.01%		28.54	0.00	40.00	-	11.46
D2 (NOR)	24.20	0.59%	2,877.09	25,140.44	0.11%	200.00	26.85	200.00	37.63	-	10.78
D-1B(T) Peak	43.28	1.06%		61,886.10	0.08%	200.00	20.61	200.00	28.89	-	8.28
D-1B(T) Off-Peak	72.05	1.76%	38.35	-	#DIV/0!	200.00	22.91	200.00	32.11	-	9.20
D-1B(T) Peak (SUB)	4.62	0.11%	523.70	6,522.17		200.00	26.86	200.00	37.65	-	10.79
D-1B(T) Off-Peak	3.18	0.08%	3,704.27	-		200.00	18.41	200.00	25.80	-	7.39
	159.12	3.88%	9,270.00	186,103.24							
Public Lighting - Tariff G											
G(I)	28.25	0.69%	425.00	13,029.28			24.01	0.00	33.65	-	9.64
Housing Colonies - Tariff H											
H(I)	1.89	0.05%	19.00	2,333.84	0.09%		24.01	0.00	33.65	-	9.64
AJK Bulk Supply											
A-3 (66) General Supply	360.65	8.79%	13,300.00	106,026.80	0.39%		22.55	0.00	31.61	-	9.06
Total	4,102.19	100.00%	1,008,816.00	1,684,827.19	0.28%					-	-

Sukkur Electric Power Company Ltd.

SUKKUR ELECTRIC POWER COMPANY

Sales Revenue For the FY 2021-22

	Slab	Net Sales (kwh)	Sales Mix	NEPRA Notified Tarif		Proposed Tariff		Revenue as per NEPRA Tarif [Rs. in Mill]			Revenue as per Proposed Tarif [Rs. in Mill]			Average Sale Rate [Rs./Kwh]	
				Fixed Charges Rs./kw/M	Variable Charges Rs./kwh	Fixed Charges Rs./kw/M	Variable Charges Rs./kwh	Fixed Charges	Variable Charges	Total	Fixed Charges	Variable Charges	Total	NEPRA	Proposed
1	Residential														
a)	Residential - A1														
i	Upto - 50	41.64	1.42%	75.00	4.00		4.00	95	167	262	-	167	167	6.29	4.00
	1-100 GoP Tariff	631.62	21.47%	150.00	17.28		20.18		10,914	10,914	-	12,749	12,749	17.28	20.18
ii	101 - 200 GoP Tariff	443.96	15.09%	0.00	20.31		23.72	-	9,017	9,017	-	10,533	10,533	20.31	23.72
	201 - 300 GoP Tariff	348.35	11.84%	0.00	23.00		26.87		8,012	8,012	-	9,359	9,359	23.00	26.87
iii	301 - 700 GoP Tariff	198.63	6.75%	0.00	24.61		28.75	-	4,888	4,888	-	5,710	5,710	24.61	28.75
iv	Above -700 GoP	30.13	1.02%	0.00	26.99		31.53	-	813	813	-	950	950	26.99	31.53
v	A-1B(03) T Peak	1.91	0.06%	0.00	27.00		31.54	-	51	51	-	60	60	27.00	31.54
	A-1B(03) T Off- Peak	10.02	0.34%	0.00	21.05		24.59	-	211	211	-	246	246.31	21.05	24.59
	E-11(55) Temp.	0.01	0.00%	0.00	24.65		28.79		0	0	-	0	0.18	24.65	28.79
	Sub-Total	**1,706.25**	**58.00%**				**0.00**	**95.42**	**34,074**	**34,169**	**-**	**39,773**	**39,773**	**20.03**	**23.31**
	For Peak Load Requirement Upto 20 KW														
	Commercial - A2A (04)	71.21	2.42%	175.00	26.93	175.00	31.46		1,918	1,918	278	2,240	2,518	26.93	35.36
2	A-2B(05)	13.36	0.45%	440.00	24.83	440.00	29.00		332	332	1	387	389	24.83	29.10
a)	A-2C (06) T Peak	22.44	0.76%	400.00	26.84	400.00	31.35		602	602	44	703	748	26.84	33.33
	A-2C (06) T Off -Peak	108.87	3.70%	400.00	20.89	400.00	24.40	317	2,274	2,591	317	2,657	2,974	23.80	27.31
b)	**Sub-Total**	**215.88**	**7.34%**					**317**	**5,126**	**5,443**	**640**	**5,988**	**6,628**		
	Industrial														
	Industrial B-1 (07)	15.40	0.52%	0.00	28.41	0.00	33.19	-	437	437	-	511	511	28.41	33.19
	B-1(09) PEAK	6.75	0.23%	0.00	27.01	0.00	31.55		182	182	-	213	213	27.01	31.55
3	B-1(09) OFF-PEAK	67.56	2.30%	0.00	21.06	0.00	24.60		1,423	1,423	-	1,662	1,662	21.06	24.60
	B-2A (10)	25.49	0.87%	440.00	23.74	440.00	27.73	383	605	988	383	707	1,090	38.77	42.76
	B-2B-(12) T Peak	34.66	1.18%	440.00	26.84	440.00	31.35		930	930	994	1,087	2,080	26.84	60.03
	B-2B-(12) T Off-Peak	237.21	8.06%	440.00	20.69	440.00	24.17		4,908	4,908	-	5,733	5,733	20.69	24.17
	B-3 (14) T Peak	4.66	0.16%	440.00	26.84	440.00	31.35		125	125	16	146	162	26.84	34.77
	B-3 (14) T Off-Peak	25.14	0.85%	420.00	18.59	420.00	21.71	95	467	562	95	546	641	22.38	25.50
	B-4 (17) - Peak	2.76	0.09%	420.00	26.40	420.00	30.84	60	73	133	60	85	145	48.19	52.63
	B-4 (17) - Off Peak	17.93	0.61%	400.00	20.49	400.00	23.93	-	367	367	-	429	429	20.49	23.93
	B-2 (58) Temp	1.38	0.05%	0.00	24.41	0.00	28.51	-	34	34	-	39	39	24.41	28.51
	Sub-Total	**438.93**	**14.92%**					**538**	**9,552**	**10,091**	**1,548**	**11,158**	**12,706**		
	Single Point Supply for Further Distribution														
	C-1A (19)	4.18	0.14%	0.00	29.71	0.00	34.70	-	124	124	-	145	145	29.71	34.70
4	C-1B (25)	34.13	1.16%	440.00	26.94	440.00	31.47	97	919	1,016	97	1,074	1,171	29.77	34.30
	C-1C(26)T Peak	6.26	0.21%	440.00	26.84	440.00	31.35		168	168	61	196	258	26.84	41.15
4	C-1C(26)T Off Peak	38.21	1.30%	440.00	20.89	440.00	24.40		798	798	-	932	932	20.89	24.40
	C-2A (28)	13.68	0.46%	420.00	24.04	420.00	28.08	-	329	329	-	384	384	24.04	28.08
	C-2B (29)T Peak	14.70	0.50%	420.00	26.84	420.00	31.35	37	395	432	37	461	498	29.38	33.90
	C-2B(29)T Off-Peak	75.30	2.56%	420.00	20.69	420.00	24.17	89	1,558	1,646	89	1,820	1,908	21.87	25.34
	Sub-Total	**186.46**	**6.34%**					**223**	**4,291**	**4,514**	**284**	**5,013**	**5,297**	**24.21**	**28.41**
	Agriculture Tubewell - Tariff D														
	Agriculture D-1A (41,42,43,44,46)	8.45	0.29%	0.00	28.54	0.00	33.34	-	241	241	-	282	282	28.54	33.34
	D2 (NOR)	17.36	0.59%	200.00	26.85	200.00	31.36	60	466	526	60	544	605	30.33	34.84
	D-1B(1) Peak	31.04	1.06%	200.00	20.61	200.00	24.07	149	640	788	149	747	896	25.39	28.86
	D-1B(1) Off-Peak	51.67	1.76%	200.00	22.91	200.00	26.76	-	1,184	1,184	-	1,383	1,383	22.91	26.76
5	D-1B(1) Peak (SUB)	3.31	0.11%	200.00	26.86	200.00	31.36		89	89	16	104	120	26.86	36.10
	D-1B(1) Off-Peak	2.28	0.08%	200.00	18.41	200.00	21.50	-	42	42	-	49	49	18.41	21.50
	Sub-Total	**114.12**	**3.88%**					**209**	**2,662**	**2,871**	**225**	**3,109**	**3,334**	**25.16**	**29.21**
	Public Lighting - Tariff G														
	G(1)	20.26	0.69%	0.00	24.01		28.05	-	486	486	-	568	568	24.01	28.05
	Housing Colonies - Tariff H														
	H(1)	1.35	0.05%	0.00	24.01		28.05		32	32	-	38	38	24.01	28.05
	A-3 (60) General Supply														
		258.64	**8.79%**	**0.00**	**22.55**		**26.34**		**5,832**	**5,832**	**-**	**6,813**	**6,813**	**22.55**	**26.34**
	Total	2,941.89	100.00%					1,382	62,056	63,438	2,697	72,460	75,157	21.56	25.55

SUKKUR ELECTRIC POWER COMPANY

Sales Revenue For the FY 2023-24

	Slab	Net Sales (kwh)	Sales Mix	NEPRA Notified Tarif		Proposed Tariff		Revenue as per NEPRA Tariff [Rs. in Mill]			Revenue as per Proposed Tariff [Rs. in Mill]			Average Sale Rate [Rs./Kwh]	
				Fixed Charges Rs./kw/M	Variable Charges Rs./kwh	Fixed Charges Rs./kw/M	Variable Charges Rs./kwh	Fixed Charges	Variable Charges	Total	Fixed Charges	Variable Charges	Total	NEPRA	Proposed
1	**Residential**														
a)	**Residential - A1**														
i	Upto - 50	52.67	1.42%	75.00	4.00		4.00	95	211	306	-	211	211	5.81	4.00
	1-100 GoP Tariff	798.96	21.47%	150.00	17.28		22.93		13,806	13,806	-	18,322	18,322	17.28	22.93
ii	101 - 200 GoP Tariff	561.59	15.09%	0.00	20.31		26.95	-	11,406	11,406	-	15,137	15,137	20.31	26.95
	201 - 300 GoP Tariff	440.64	11.84%	0.00	23.00		30.52		10,135	10,135	-	13,450	13,450	23.00	30.52
iii	301 - 700 GoP Tariff	251.25	6.75%	0.00	24.61		32.66	-	6,183	6,183	-	8,206	8,206	24.61	32.66
iv	Above -700 GoP	38.11	1.02%	0.00	26.99		35.82	-	1,029	1,029	-	1,365	1,365	26.99	35.82
v	A-1B(03) T Peak	2.41	0.06%	0.00	27.00		35.83	-	65	65	-	86	86	27.00	35.83
	A-1B(03) T Off-Peak	12.67	0.34%	0.00	21.05		27.94	-	267	267	-	354	353.98	21.05	27.94
	E-11(55) Temp.	0.01	0.00%	0.00	24.65		32.71		0	0	-	0	0.26	24.65	32.71
	Sub-Total	**2,158.31**	**58.00%**				**0.00**	**95.42**	**43,101**	**43,197**	**-**	**57,131**	**57,131**	**20.01**	**26.47**
	For Peak Load Requirement Upto 20 KW														
	Commercial - A2A (04)	90.08	2.42%	175.00	26.93	175.00	35.74		2,426	2,426	278	3,219	3,497	26.93	38.83
2	A-2B(05)	16.89	0.45%	440.00	24.83	440.00	32.95		419	419	1	557	558	24.83	33.03
a)	A-2C (06) T Peak	28.38	0.76%	400.00	26.84	400.00	35.62		762	762	44	1,011	1,055	26.84	37.18
	A-2C (06) T Off-Peak	137.72	3.70%	400.00	20.89	400.00	27.72	317	2,877	3,194	317	3,818	4,135	23.19	30.02
b)	**Sub-Total**	**273.08**	**7.34%**					**317**	**6,484**	**6,801**	**640**	**8,605**	**9,245**		
	Industrial														
	Industrial B-1 (07)	19.47	0.52%	0.00	28.41	0.00	37.70	-	553	553	-	734	734	28.41	37.70
	B-1(09) PEAK	8.54	0.23%	0.00	27.01	0.00	35.84		231	231	-	306	306	27.01	35.84
3	B-1(09) OFF-PEAK	85.46	2.30%	0.00	21.06	0.00	27.95		1,800	1,800	-	2,388	2,388	21.06	27.95
	B-2A (10)	32.25	0.87%	440.00	23.74	440.00	31.51	383	766	1,149	383	1,016	1,399	35.62	43.39
	B-2B-(12) T Peak	43.84	1.18%	440.00	26.84	440.00	35.62		1,177	1,177	994	1,561	2,555	26.84	58.29
	B-2B-(12) T Off-Peak	300.05	8.06%	440.00	20.69	440.00	27.46		6,208	6,208	-	8,239	8,239	20.69	27.46
	B-3 (14) T Peak	5.90	0.16%	440.00	26.84	440.00	35.62		158	158	16	210	226	26.84	38.32
	B-3 (14) T Off-Peak	31.80	0.85%	420.00	18.59	420.00	24.67	95	591	686	95	785	880	21.58	27.66
	B-4 (17) - Peak	3.49	0.09%	420.00	26.40	420.00	35.04	60	92	152	60	122	183	43.63	52.26
	B-4 (17) - Off Peak	22.68	0.61%	400.00	20.49	400.00	27.19	-	465	465	-	617	617	20.49	27.19
	E-2 (58) Temp	1.75	0.05%	0.00	24.41	0.00	32.39	-	43	43	-	57	57	24.41	32.39
	Sub-Total	**555.22**	**14.92%**					**538**	**12,083**	**12,621**	**1,548**	**16,035**	**17,583**		
	Single Point Supply for Further Distribution														
	C-1A (19)	5.29	0.14%	0.00	29.71	0.00	39.43	-	157	157	-	209	209	29.71	39.43
4	C-1B (25)	43.17	1.16%	440.00	26.94	440.00	35.75	97	1,163	1,260	97	1,543	1,640	29.18	37.99
	C-1C(26)T Peak	7.92	0.21%	440.00	26.84	440.00	35.62		213	213	61	282	343	26.84	43.37
4	C-1C(26)T Off Peak	48.33	1.30%	440.00	20.89	440.00	27.72		1,010	1,010	-	1,340	1,340	20.89	27.72
	C-2A (28)	17.30	0.46%	420.00	24.04	420.00	31.90	-	416	416	-	552	552	24.04	31.90
	C-2B (29)T Peak	18.60	0.50%	420.00	26.84	420.00	35.62	37	499	537	37	662	700	28.85	37.63
	C-2B(29)T Off-Peak	95.25	2.56%	420.00	20.69	420.00	27.46	89	1,971	2,059	89	2,615	2,704	21.62	28.39
	Sub-Total	**235.86**	**6.34%**					**223**	**5,428**	**5,651**	**284**	**7,204**	**7,488**	**23.96**	**31.75**
	Agriculture Tubewell - Tariff D														
	Agriculture D-1A (41,42,43,44,46)	10.69	0.29%	0.00	28.54	0.00	37.88	-	305	305	-	405	405	28.54	37.88
	D2 (NOR)	21.95	0.59%	200.00	26.85	200.00	35.63	60	589	650	60	782	843	29.60	38.38
	D-1B(1) Peak	39.26	1.06%	200.00	20.61	200.00	27.35	149	809	958	149	1,074	1,222	24.39	31.13
	D-1B(1) Off-Peak	65.36	1.76%	200.00	22.91	200.00	30.40	-	1,497	1,497	-	1,987	1,987	22.91	30.40
5	D-1B(1) Peak (SUB)	4.19	0.11%	200.00	26.86	200.00	35.65		113	113	16	149	165	26.86	39.38
	D-1B(1) Off-Peak	2.89	0.08%	200.00	18.41	200.00	24.43	-	53	53	-	71	71	18.41	24.43
	Sub-Total	144.35	3.88%					209	3,367	3,576	225	4,468	4,693	24.77	32.51
	Public Lighting - Tariff G														
	G(1)	25.63	0.69%	0.00	24.01		31.86	-	615	615	-	817	817	24.01	31.86
	Housing Colonies - Tariff H								-	-					
	H(1)	1.71	0.05%	0.00	24.01		31.86		41	41	-	55	55	24.01	31.86
	A-3 (66) General Supply								-	-					
		327.16	8.79%	0.00	22.55		29.93		7,378	7,378	-	9,791	9,791	22.55	29.93
	Total	3,721.32	100.00%					1,382	78,497	79,879	2,697	104,105	106,802	21.47	28.70

SUKKUR ELECTRIC POWER COMPANY

Sales Revenue For the FY 2024-25

	Slab	Net Sales (kwh)	Sales Mix	NEPRA Notified Tarif		Proposed Tariff		Revenue as per NEPRA Tariff (Rs. in Mill)			Revenue as per Proposed Tariff (Rs. in Mill)			Average Sale Rate (Rs./Kwh)	
				Fixed Charges Rs./kw/M	Variable Charges Rs./kwh	Fixed Charges Rs./kw/M	Variable Charges Rs./kwh	Fixed Charges	Variable Charges	Total	Fixed Charges	Variable Charges	Total	NEPRA	Proposed
1	Residential														
a)	Residential - A1														
i	Upto - 50	58.06	1.42%	75.00	4.00		4.00	95	232	328	-	232	232	5.64	4.00
	1-100 GoP Tariff	880.74	21.47%	150.00	17.28		24.22		15,219	15,219	-	21,331	21,331	17.28	24.22
ii	101 - 200 GoP Tariff	619.06	15.09%	0.00	20.31		28.47	-	12,573	12,573	-	17,622	17,622	20.31	28.47
	201 - 300 GoP Tariff	485.74	11.84%	0.00	23.00		32.24		11,172	11,172	-	15,658	15,658	23.00	32.24
iii	301 - 700 GoP Tariff	276.97	6.75%	0.00	24.61		34.49	-	6,816	6,816	-	9,554	9,554	24.61	34.49
iv	Above -700 GoP	42.01	1.02%	0.00	26.99		37.83	-	1,134	1,134	-	1,589	1,589	26.99	37.83
v	A-1B(03) T Peak	2.66	0.06%	0.00	27.00		37.84	-	72	72	-	101	101	27.00	37.84
	A-1B(03) T Off- Peak	13.97	0.34%	0.00	21.05		29.50	-	294	294	-	412	412.11	21.05	29.50
	E-11(55) Temp.	0.01	0.00%	0.00	24.65		34.55		0	0	-	0	0.30	24.65	34.55
	Sub-Total	2,379.21	58.00%				0.00	95.42	47,513	47,608	-	66,499	66,499	20.01	27.95
	For Peak Load Requirement Upto 20 KW														
	Commercial - A2A (04)	99.30	2.42%	175.00	26.93	175.00	37.74		2,674	2,674	278	3,748	4,026	26.93	40.54
2	A-2B(05)	18.62	0.45%	440.00	24.83	440.00	34.80		462	462	1	648	649	24.83	34.87
a)	A-2C (06) T Peak	31.29	0.76%	400.00	26.84	400.00	37.62		840	840	44	1,177	1,221	26.84	39.03
	A-2C (06) T Off-Peak	151.81	3.70%	400.00	20.89	400.00	29.28	317	3,171	3,488	317	4,445	4,762	22.98	31.37
b)	Sub-Total	301.03	7.34%					317	7,148	7,465	640	10,018	10,659		
	Industrial														
	Industrial B-1 (07)	21.47	0.52%	0.00	28.41	0.00	39.82	-	610	610	-	855	855	28.41	39.82
	B-1(09) PEAK	9.41	0.23%	0.00	27.01	0.00	37.86		254	254	-	356	356	27.01	37.86
3	B-1(09) OFF-PEAK	94.20	2.30%	0.00	21.06	0.00	29.52		1,984	1,984	-	2,781	2,781	21.06	29.52
	B-2A (10)	35.55	0.87%	440.00	23.74	440.00	33.27	383	844	1,227	383	1,183	1,566	34.52	44.05
	B-2B-(12) T Peak	48.32	1.18%	440.00	26.84	440.00	37.62		1,297	1,297	994	1,818	2,812	26.84	58.18
	B-2B-(12) T Off-Peak	330.76	8.06%	440.00	20.69	440.00	29.00		6,843	6,843	-	9,592	9,592	20.69	29.00
	B-3 (14) T Peak	6.50	0.16%	440.00	26.84	440.00	37.62		175	175	16	245	261	26.84	40.07
	B-3 (14) T Off-Peak	35.05	0.85%	420.00	18.59	420.00	26.06	95	652	747	95	913	1,008	21.30	28.77
	B-4 (17) - Peak	3.85	0.09%	420.00	26.40	420.00	37.00	60	102	162	60	143	203	42.03	52.63
	B-4 (17) - Off Peak	25.00	0.61%	400.00	20.49	400.00	28.72	-	512	512	-	718	718	20.49	28.72
	E-2 (58) Temp	1.92	0.05%	0.00	24.41	0.00	34.21		47	47	-	66	66	24.41	34.21
	Sub-Total	612.05	14.92%					538	13,320	13,858	1,548	18,668	20,217		
	Single Point Supply for Further Distribution														
	C-1A (19)	5.84	0.14%	0.00	29.71	0.00	41.64	-	173	173	-	243	243	29.71	41.64
4	C-1B (25)	47.59	1.16%	440.00	26.94	440.00	37.76	97	1,282	1,379	97	1,797	1,893	28.97	39.79
	C-1C(26)T Peak	8.73	0.21%	440.00	26.84	440.00	37.62		234	234	61	328	390	26.84	44.65
4	C-1C(26)T Off Peak	53.28	1.30%	440.00	20.89	440.00	29.28		1,113	1,113	-	1,560	1,560	20.89	29.28
	C-2A (28)	19.07	0.46%	420.00	24.04	420.00	33.69	-	458	458	-	643	643	24.04	33.69
	C-2B (29)T Peak	20.50	0.50%	420.00	26.84	420.00	37.62	37	550	588	37	771	809	28.67	39.44
	C-2B(29)T Off-Peak	104.99	2.56%	420.00	20.69	420.00	29.00	89	2,172	2,261	89	3,045	3,133	21.53	29.84
	Sub-Total	260.00	6.34%					223	5,984	6,206	284	8,387	8,671	23.87	33.35
	Agriculture Tubewell - Tariff D														
	Agriculture D-1A (41,42,43,44,46)	11.79	0.29%	0.00	28.54	0.00	40.00	-	336	336	-	471	471	28.54	40.00
	D2 (NOR)	24.20	0.59%	200.00	26.85	200.00	37.63	60	650	710	60	911	971	29.34	40.13
	D-1B(1) Peak	43.28	1.06%	200.00	20.61	200.00	28.89	149	892	1,041	149	1,250	1,399	24.04	32.32
	D-1B(1) Off-Peak	72.05	1.76%	200.00	22.91	200.00	32.11	-	1,651	1,651	-	2,314	2,314	22.91	32.11
5	D-1B(1) Peak (SUB)	4.62	0.11%	200.00	26.86	200.00	37.65		124	124	16	174	190	26.86	41.03
	D-1B(1) Off-Peak	3.18	0.08%	200.00	18.41	200.00	25.80	-	59	59	-	82	82	18.41	25.80
	Sub-Total	159.12	3.88%					209	3,712	3,920	225	5,202	5,427	24.64	34.10
	Public Lighting - Tariff G														
	G(1)	28.25	0.69%	0.00	24.01		33.65	-	678	678	-	951	951	24.01	33.65
	Housing Colonies - Tariff H								-	-					
	H(1)	1.89	0.05%	0.00	24.01		33.65		45	45		64	64	24.01	33.65
	A-3 (66) General Supply								-	-					
		360.65	8.79%	0.00	22.55		31.61		8,133	8,133		11,398	11,398	22.55	31.61
	Total	4,102.19	100.00%					1,382	86,531	87,913	2,697	121,187	123,884	21.43	30.20

SUKKUR ELECTRIC POWER COMPANY

Sales Revenue For the FY 2020-21

	Slab	Net Sales (kwh)	Sales Mix	NEPRA Notified Tarif		Proposed Tariff		Revenue as per NEPRA Tariff [Rs. in Mill]			Revenue as per Proposed Tariff [Rs. in Mill]			Average Sale Rate [Rs./Kwh]	
				Fixed Charges Rs./kw/M	Variable Charges Rs./kwh	Fixed Charges Rs./kw/M	Variable Charges Rs./kwh	Fixed Charges	Variable Charges	Total	Fixed Charges	Variable Charges	Total	NEPRA	Proposed
1	**Residential**														
a)	**Residential - A1**														
i	Upto - 50	39.52	1.42%	75.00	4.00		4.00	95	158	254	-	158	158	6.41	4.00
	1-100 GoP Tariff	599.60	21.47%	150.00	17.28		18.55		10,361	10,361	-	11,122	11,122	17.28	18.55
ii	101 - 200 GoP Tariff	421.46	15.09%	0.00	20.31		21.80	-	8,560	8,560	-	9,188	9,188	20.31	21.80
	201 - 300 GoP Tariff	330.69	11.84%	0.00	23.00		24.69		7,606	7,606	-	8,164	8,164	23.00	24.69
iii	301 - 700 GoP Tariff	188.56	6.75%	0.00	24.61		26.42	-	4,640	4,640	-	4,981	4,981	24.61	26.42
iv	Above -700 GoP	28.60	1.02%	0.00	26.99		28.97	-	772	772	-	829	829	26.99	28.97
v	A-1B(03) T Peak	1.81	0.06%	0.00	27.00		28.98	-	49	49	-	52	52	27.00	28.98
	A-1B(03) T Off-Peak	9.51	0.34%	0.00	21.05		22.60	-	200	200	-	215	214.88	21.05	22.60
	E-11(55) Temp.	0.01	0.00%	0.00	24.65		26.46		0	0	-	0	0.16	24.65	26.46
	Sub-Total	**1,619.76**	**58.00%**				**0.00**	**95.42**	**32,347**	**32,442**	-	**34,710**	**34,710**	**20.03**	**21.43**
	For Peak Load Requirement Upto 20 KW														
	Commercial - A2A (04)	67.60	2.42%	175.00	26.93	175.00	28.91		1,821	1,821	278	1,954	2,232	26.93	33.02
2	A-2B(05)	12.68	0.45%	440.00	24.83	440.00	26.65		315	315	1	338	339	24.83	26.76
a)	A-2C (06) T Peak	21.30	0.76%	400.00	26.84	400.00	28.81		572	572	44	614	658	26.84	30.89
	A-2C (06) T Off-Peak	103.36	3.70%	400.00	20.89	400.00	22.42	317	2,159	2,476	317	2,318	2,634	23.96	25.49
b)	**Sub-Total**	**204.94**	**7.34%**					**317**	**4,866**	**5,183**	**640**	**5,224**	**5,864**		
	Industrial														
	Industrial B-1 (07)	14.61	0.52%	0.00	28.41	0.00	30.50	-	415	415	-	446	446	28.41	30.50
	B-1(09) PEAK	6.41	0.23%	0.00	27.01	0.00	28.99		173	173	-	186	186	27.01	28.99
3	B-1(09) OFF-PEAK	64.13	2.30%	0.00	21.06	0.00	22.61		1,351	1,351	-	1,450	1,450	21.06	22.61
	B-2A (10)	24.20	0.87%	440.00	23.74	440.00	25.48	383	575	958	383	617	1,000	39.57	41.31
	B-2B-(12) T Peak	32.90	1.18%	440.00	26.84	440.00	28.81		883	883	994	948	1,942	26.84	59.02
	B-2B-(12) T Off-Peak	225.18	8.06%	440.00	20.69	440.00	22.21		4,659	4,659	-	5,001	5,001	20.69	22.21
	B-3 (14) T Peak	4.43	0.16%	440.00	26.84	440.00	28.81		119	119	16	128	143	26.84	32.41
	B-3 (14) T Off-Peak	23.86	0.85%	420.00	18.59	420.00	19.96	95	444	539	95	476	571	22.58	23.94
	B-4 (17) - Peak	2.62	0.09%	420.00	26.40	420.00	28.34	60	69	129	60	74	135	49.36	51.30
	B-4 (17) - Off Peak	17.02	0.61%	400.00	20.49	400.00	21.99	-	349	349	-	374	374	20.49	21.99
	E-2 (58) Temp	1.31	0.05%	0.00	24.41	0.00	26.20	-	32	32	-	34	34	24.41	26.20
	Sub-Total	**416.68**	**14.92%**					**538**	**9,068**	**9,606**	**1,548**	**9,734**	**11,282**		
	Single Point Supply for Further Distribution														
	C-1A (19)	3.97	0.14%	0.00	29.71	0.00	31.89	-	118	118	-	127	127	29.71	31.89
4	C-1B (25)	32.40	1.16%	440.00	26.94	440.00	28.92	97	873	969	97	937	1,034	29.92	31.90
	C-1C(26)T Peak	5.94	0.21%	440.00	26.84	440.00	28.81		160	160	61	171	233	26.84	39.13
4	C-1C(26)T Off Peak	36.27	1.30%	440.00	20.89	440.00	22.42		758	758	-	813	813	20.89	22.42
	C-2A (28)	12.98	0.46%	420.00	24.04	420.00	25.81	-	312	312	-	335	335	24.04	25.81
	C-2B (29)T Peak	13.96	0.50%	420.00	26.84	420.00	28.81	37	375	412	37	402	440	29.52	31.49
	C-2B(29)T Off-Peak	71.48	2.56%	420.00	20.69	420.00	22.21	89	1,479	1,568	89	1,588	1,676	21.93	23.45
	Sub-Total	**177.01**	**6.34%**					**223**	**4,074**	**4,296**	**284**	**4,373**	**4,657**	**24.27**	**26.31**
	Agriculture Tubewell - Tariff D														
	Agriculture D-1A (41,42,43,44,46)	8.02	0.29%	0.00	28.54	0.00	30.64	-	229	229	-	246	246	28.54	30.64
	D2 (NOR)	16.48	0.59%	200.00	26.85	200.00	28.82	60	442	503	60	475	535	30.51	32.48
	D-1B(1) Peak	29.47	1.06%	200.00	20.61	200.00	22.12	149	607	756	149	652	800	25.65	27.16
	D-1B(1) Off-Peak	49.05	1.76%	200.00	22.91	200.00	24.59	-	1,124	1,124	-	1,206	1,206	22.91	24.59
5	D-1B(1) Peak (SUB)	3.15	0.11%	200.00	26.86	200.00	28.83		84	84	16	91	106	26.86	33.81
	D-1B(1) Off-Peak	2.17	0.08%	200.00	18.41	200.00	19.76	-	40	40	-	43	43	18.41	19.76
	Sub-Total	**108.33**	**3.88%**					**209**	**2,527**	**2,736**	**225**	**2,712**	**2,937**	**25.25**	**27.11**
	Public Lighting - Tariff G														
	G(1)	19.23	0.69%	0.00	24.01		25.77	-	462	462	-	496	496	24.01	25.77
	Housing Colonies - Tariff H								-	-					
	H(1)	1.28	0.05%	0.00	24.01		25.77		31	31	-	33	33	24.01	25.77
	A-3 (66) General Supply								-	-					
		245.53	8.79%	0.00	22.55		24.21		5,537	5,537	-	5,943	5,943	22.55	24.21
	Total	2,792.77	100.00%					1,382	58,910	60,293	2,697	63,225	65,922	21.59	23.60

Sukkur Electric Power Company

DISTRIBUTION A T&C LOSS FEEDER WISE

Sr. No.	Circle	Division	Sub Division	Feeder Code	Name of 11 KV Feeders	No. of Connection	Sanctioned Load	Units Received (MKwh)	Units Billed (MKwh)			PROG: % Losses	Billing (Rs. In Million)		Payment (Rs. In Million)		% RECOVERY (PROGRESSIVE)			% A T&C LOSS (PROGRESSIVE)		
									Total	Govt.	Pvt:		Govt.	Pvt:	Govt.	Pvt:	Total	Govt.	Pvt.	Total	Govt.	Pvt.
1	Sukkur	Sukkur	SUKKUR-I	20406	11KV STATION ROAD	2610	6166	13.65	8.78	2.51	6.28	35.7%	70.63	119.17	69.44	113.04	96.1%	98.3%	94.9%	38.1%	36.7%	39.0%
2	Sukkur	Sukkur	SUKKUR-I	38109	11KV MIR MASOOM SHAH	4194	5600	6.89	7.88	0.24	7.64	-14.4%	6.41	150.22	1.78	129.53	83.8%	27.8%	86.2%	4.1%	68.2%	1.3%
3	Sukkur	Sukkur	SUKKUR-I	38112	11KV MINARA ROAD	3120	4572	9.39	6.69	0.27	6.42	28.8%	7.98	113.22	4.50	107.68	92.6%	56.4%	95.1%	34.1%	59.8%	32.3%
4	Sukkur	Sukkur	SUKKUR-I	38114	11KV STADIUM ROAD	1565	4135	7.35	6.67	0.71	5.96	9.3%	19.45	139.63	16.29	137.35	96.6%	83.8%	98.4%	12.4%	24.0%	10.8%
5	Sukkur	Sukkur	SUKKUR-I	38116	11KV DOLPHIN TOWER	101	414	0.41	0.36	0.00	0.36	12.1%	0.00	9.34	0.00	8.06	86.3%	#DIV/0!	86.3%	24.1%	#DIV/0!	24.1%
6	Sukkur	Sukkur	SUKKUR-II	38009	11KV SARAFA BAZAR	4718	6001	11.72	8.71	0.46	8.25	25.6%	12.40	180.38	2.24	179.94	94.5%	18.1%	99.8%	29.7%	86.6%	25.8%
7	Sukkur	Sukkur	SUKKUR-II	38106	11KV SHAHI BAZAR	3177	6178	9.01	7.87	1.29	6.59	12.7%	34.86	140.64	23.87	146.46	97.1%	68.5%	104.1%	15.2%	40.2%	9.0%
8	Sukkur	Sukkur	SUKKUR-II	38108	11KV QUEENS ROAD	2661	5264	9.20	9.19	1.49	7.70	0.1%	39.87	165.73	22.30	171.80	94.4%	55.9%	103.7%	5.7%	44.1%	-3.6%
9	Sukkur	Sukkur	SUKKUR-II	38110	11KV NUSHTER ROAD	4512	5865	9.34	8.48	0.11	8.37	9.2%	3.09	174.09	0.20	182.89	103.3%	6.5%	105.1%	6.2%	94.1%	4.6%
10	Sukkur	Sukkur	SUKKUR-II	38115	11KV MISSION ROAD	1724	862	2.97	2.62	0.16	2.46	11.6%	4.15	56.48	0.94	57.76	96.8%	22.7%	102.3%	14.5%	80.0%	9.6%
11	Sukkur	Sukkur	BUNDER ROAD	38006	11KV JINNAH CHOWK	2242	4963	7.62	6.99	3.00	3.99	8.2%	77.59	87.23	70.95	91.30	98.4%	91.4%	104.7%	9.7%	16.1%	3.9%
12	Sukkur	Sukkur	BUNDER ROAD	38010	11KV QASIMABAD	1772	2205	5.65	5.33	0.19	5.15	5.6%	4.91	64.65	0.25	21.17	30.8%	5%	32.7%	70.9%	95.2%	69.1%
13	Sukkur	Sukkur	BUNDER ROAD	38102	11KV BUNDER ROAD	4448	7795	15.12	11.44	0.92	10.52	24.3%	24.72	203.84	15.45	191.60	90.6%	62.5%	94.0%	31.5%	52.7%	28.9%
14	Sukkur	Sukkur	BUNDER ROAD	38105	11KV HIGH COURT ROAD	448	3982	12.51	9.49	8.03	1.46	24.2%	224.11	38.75	215.18	36.05	95.6%	96.0%	93.0%	27.5%	27.2%	29.4%
15	Sukkur	Sukkur	BUNDER ROAD	38107	11KV CLOCK TOWER	5812	3291	14.00	10.95	1.52	9.43	21.8%	42.22	181.73	40.53	162.54	90.7%	96.0%	89.4%	29.1%	24.9%	30.1%
16	Sukkur	Sukkur	BUNDER ROAD	38111	11KV SHAMSHAD	2177	5068	8.70	6.42	0.24	6.18	26.2%	6.39	131.91	3.55	122.47	91.1%	55.6%	92.8%	32.8%	59.0%	31.5%
17	Sukkur	Sukkur	SUKKUR SITE	20404	11KV SABZI MANDI	3199	6580	14.73	10.27	1.14	9.14	30.3%	30.70	195.45	27.09	134.45	71.4%	88.2%	68.8%	50.2%	38.5%	52.0%
18	Sukkur	Sukkur	SUKKUR SITE	20410	11KV INDUS VELLAY	36	3318	3.80	4.61	2.81	1.80	-21.6%	76.56	57.67	0.00	58.49	43.6%	0.0%	101.4%	47.0%	100.0%	-23.3%
19	Sukkur	Sukkur	SUKKUR SITE	20411	11KV ABAD	1015	2554	3.68	2.35	0.12	2.23	36.3%	3.42	53.67	3.19	29.80	57.8%	93.3%	55.5%	63.2%	40.6%	64.6%
20	Sukkur	Sukkur	SUKKUR SITE	20413	11KV NASEERABAD	373	908	1.21	0.82	0.09	0.73	31.8%	2.28	14.18	2.79	2.87	34.4%	122.4%	20.2%	76.5%	16.5%	86.2%
21	Sukkur	Sukkur	SUKKUR SITE	36014	11KV PEPSI COLA	1	4065	7.97	7.55	0.00	7.55	5.3%	0.00	178.04	0.00	176.39	99.1%	#DIV/0!	99.1%	6.2%	#DIV/0!	6.2%
22	Sukkur	Sukkur	SUKKUR SITE	38003	11KV A.D.C.	688	8734	8.40	4.41	0.42	3.99	47.5%	10.28	96.19	12.06	83.50	89.8%	117.3%	86.8%	52.9%	38.4%	54.5%
23	Sukkur	Sukkur	SUKKUR SITE	38004	11KV GOLIMAR-I	1034	12492	22.89	15.40	0.16	15.24	32.7%	3.88	360.24	4.43	368.50	102.4%	114.2%	102.3%	31.1%	23.2%	31.2%
24	Sukkur	Sukkur	SUKKUR SITE	38005	11KV NEW PIND	1848	1929	6.65	2.88	0.11	2.77	56.8%	2.88	44.84	0.65	40.39	86.0%	22.6%	90.1%	62.8%	90.2%	61.0%
25	Sukkur	Sukkur	SUKKUR SITE	38008	11 KV INDUSTRIAL	102	11147	18.54	15.23	0.18	15.04	17.9%	5.18	371.87	5.33	375.82	101.1%	102.9%	101.1%	17.0%	15.5%	17.0%
26	Sukkur	Sukkur	SUKKUR SITE	38012	11KV AHMED NAGAR	3081	3268	10.63	5.94	0.06	5.88	44.1%	1.53	98.26	1.32	75.51	77.0%	86.3%	76.8%	56.9%	51.8%	57.0%
27	Sukkur	Sukkur	SUKKUR SITE	38015	11KV AHMED GHEE MILL	2	474	1.23	1.20	0.00	1.20	2.2%	0.00	25.96	0.00	25.70	99.0%	#DIV/0!	99.0%	3.2%	#DIV/0!	3.2%
28	Sukkur	Sukkur	SUKKUR SITE	38017	11KV HAMID FLOOR MILL	1	1000	3.30	3.29	0.00	3.29	0.3%	0.00	75.88	0.00	75.96	100.1%	#DIV/0!	100.1%	0.2%	#DIV/0!	0.2%
29	Sukkur	Sukkur	SUKKUR SITE	38018	11KV IRON MARKET	97	560	0.31	0.41	0.08	0.33	-33.0%	1.95	9.11	1.94	9.07	99.5%	99.5%	99.6%	-32.3%	-32.3%	-32.4%
30	Sukkur	Sukkur	SOCIETY SUK	20401	11KV AIR PORT ROAD	475	1463	2.48	0.99	0.07	0.93	59.9%	2.71	15.27	2.37	6.35	48.5%	87.5%	41.6%	80.5%	64.9%	83.3%
31	Sukkur	Sukkur	SOCIETY SUK	20402	11KV SAEEDABAD	1535	2063	8.08	3.39	0.05	3.34	58.0%	1.37	39.00	0.13	3.23	8.3%	9.5%	8.3%	96.5%	96.0%	96.5%
32	Sukkur	Sukkur	SOCIETY SUK	20403	11KV SHARAH-E-ABBASI	437	1529	1.85	1.04	0.23	0.81	43.9%	5.58	16.68	4.86	14.50	87.0%	87.1%	86.9%	51.2%	51.1%	51.2%
33	Sukkur	Sukkur	SOCIETY SUK	20407	11KV SHARAH-E-TASNEEM	1630	4633	11.71	7.26	0.42	6.84	38.0%	12.58	149.74	9.97	144.74	95.3%	79.3%	96.7%	40.9%	50.8%	40.1%
34	Sukkur	Sukkur	SOCIETY SUK	20408	11KV P.A.F.	1	320	1.34	1.40	1.40	0.00	-4.4%	37.52	0.00	40.59	0.12	108.5%	108.2%	#DIV/0!	-13.3%	-13.0%	#DIV/0!
35	Sukkur	Sukkur	SOCIETY SUK	20414	11KV CAA SITE SUKKUR	3	575	0.50	0.49	0.49	0.00	2.3%	12.20	0.02	13.49	0.06	111.0%	110.6%	300.0%	-8.5%	-8.1%	-193.2%
36	Sukkur	Sukkur	SOCIETY SUK	20415	11KV NEW BACHAL SHAH	1273	2057	3.61	3.17	0.07	3.10	12.4%	1.78	35.19	2.15	5.83	21.6%	120.8%	16.6%	81.1%	-5.9%	85.5%
37	Sukkur	Sukkur	SOCIETY SUK	20416	11KV SAEEDABAD INDUSTRIAL	81	4226	6.04	4.92	0.11	4.81	18.6%	2.76	117.85	5.24	117.36	101.7%	189.9%	99.6%	17.2%	-54.6%	18.9%
38	Sukkur	Sukkur	SOCIETY SUK	20417	11 KV TOWNSHIP SUKKUR	2276	4549	8.98	5.70	0.00	5.70	36.6%	0.00	111.97	0.00	115.24	102.9%	#DIV/0!	102.9%	34.7%	#DIV/0!	34.7%
39	Sukkur	Sukkur	SOCIETY SUK	20418	11 KV IBA	5	3799	1.86	1.64	0.00	1.64	11.4%	0.00	38.47	0.00	39.22	101.9%	#DIV/0!	101.9%	9.7%	#DIV/0!	9.6%
40	Sukkur	Sukkur	SOCIETY SUK	20419	11KV ARAIN COLONY	114	581	1.44	0.54	0.20	0.34	62.7%	5.32	6.09	3.62	4.81	73.8%	68.0%	79.0%	72.5%	74.6%	70.5%
41	Sukkur	Sukkur	SOCIETY SUK	20420	11KV SURGICAL HOSPITAL	1	2650	2.77	2.58	2.58	0.00	6.8%	67.64	0.00	85.52	0.22	126.8%	126.4%	#DIV/0!	-18.2%	-17.9%	#DIV/0!
42	Sukkur	Sukkur	SOCIETY SUK	20421	11KV G. M. M. C	1	2500	0.05	0.06	0.06	0.00	-1%	1.58	0.00	3.10	0.00	195.9%	196.2%	#DIV/0!	-97.4%	-97.7%	#DIV/0!
43	Sukkur	Sukkur	SOCIETY SUK	20422	11KV URBAN WATER SUPPLY-II	11	1645	2.55	2.11	2.11	0.00	17.2%	49.45	0.00	59.52	0.00	120.4%	120.4%	#DIV/0!	0.3%	0.4%	#DIV/0!
44	Sukkur	Sukkur	SOCIETY SUK	38011	11KV SOCIETY	2133	4072	10.99	9.03	0.46	8.57	17.8%	12.30	172.13	8.40	121.70	70.5%	68.3%	70.7%	42.0%	43.9%	41.9%
45	Sukkur	Sukkur	SOCIETY SUK	38103	11KV MILITARY RD (C.TOWER)	830	3132	6.55	6.04	1.33	4.70	7.8%	41.31	110.75	31.24	69.17	66.0%	75.6%	62.5%	39.1%	30.3%	42.4%
46	Sukkur	Sukkur	SOCIETY SUK	38104	11KV PAK RAILWAY	2	2500	4.23	4.41	4.41	0.00	-4.2%	128.70	0.00	92.18	0.03	71.6%	71.6%	#DIV/0!	25.3%	25.3%	#DIV/0!
47	Sukkur	Sukkur	SOCIETY SUK	118901	11KV CRYSTAL MODEL TOWN	498	1394	1.99	1.39	0.01	1.38	30.4%	0.16	31.33	0.13	32.32	103.1%	81.3%	103.2%	28.3%	43.5%	28.2%

Sukkur Electric Power Company

DISTRIBUTION A T&C LOSS FEEDER WISE

Sr. No.	Circle	Division	Sub Division	Feeder Code	Name of 11 KV Feeders	No. of Connection	Sanctioned Load	Units Received (MKwh)	Units Billed (MKwh)			PROG: % Losses	Billing (Rs. In Million)		Payment (Rs. In Million)		% RECOVERY (PROGRESSIVE)			% A T&C LOSS (PROGRESSIVE)		
									Total	Govt.	Pvt:		Govt.	Pvt:	Govt.	Pvt:	Total	Govt.	Pvt.	Total	Govt.	Pvt.
48	Sukkur	Ghotki	GHOTKI-I	4603	11KV DARI	1316	2006	3.47	1.58	0.27	1.31	54.4%	7.57	15.78	0.71	9.16	42.3%	9.4%	58.0%	80.7%	95.7%	73.5%
49	Sukkur	Ghotki	GHOTKI-I	4604	11KV SARHAD	2178	4696	5.36	5.24	0.33	4.90	2.4%	7.62	71.31	3.43	47.68	64.8%	45.0%	66.9%	36.8%	56.1%	34.7%
50	Sukkur	Ghotki	GHOTKI-I	4605	11KV QADIR PUR	1768	2496	5.39	4.61	0.15	4.45	14.6%	4.41	66.11	0.69	19.98	29.3%	15.6%	30.2%	75.0%	86.6%	74.2%
51	Sukkur	Ghotki	GHOTKI-I	4609	11KV ATTAL MURADANI	1942	3302	4.82	3.75	0.45	3.30	22.2%	12.84	32.71	6.61	11.25	39.2%	51.5%	34.4%	69.5%	59.9%	73.2%
52	Sukkur	Ghotki	GHOTKI-I	4613	11KV ADILPUR	3311	5814	13.03	5.76	0.99	4.77	55.8%	27.31	72.27	4.77	58.68	63.7%	17.5%	81.2%	71.9%	92.3%	64.1%
53	Sukkur	Ghotki	GHOTKI-I	4614	11KV GHOTKI SUGAR MILLS	2	774	0.02	0.00	0.00	0.00	74.6%	0.00	1.02	0.00	1.01	99.8%	#DIV/0!	99.0%	74.7%	#DIV/0!	75%
54	Sukkur	Ghotki	GHOTKI-I	4615	11KV ENGRO	2	1081	0.00	0.00	0.00	0.00	0.0%	0.00	0.01	0.00	0.01	121.2%	#DIV/0!	100.0%	-21.2%	#DIV/0!	0.0%
55	Sukkur	Ghotki	GHOTKI-I	4619	11KV MOTORWAY GTK	6	731	0.50	0.38	0.00	0.38	23.6%	0.00	13.17	0.00	11.39	86.5%	#DIV/0!	86.5%	33.9%	#DIV/0!	33.9%
56	Sukkur	Ghotki	GHOTKI-I	4620	11KV CITY SARHAD	1523	3047	3.67	2.88	0.14	2.74	21.6%	3.88	52.37	3.20	48.57	92.1%	82.5%	92.7%	27.8%	35.3%	27.3%
57	Sukkur	Ghotki	GHOTKI-II	4601	11KV SHAHI BAZAR	4457	7566	13.15	10.86	2.23	8.63	17.4%	60.79	178.16	38.33	182.38	92.4%	63.1%	102.4%	23.7%	47.9%	15.5%
58	Sukkur	Ghotki	GHOTKI-II	4602	11KV GHOTA	4347	6465	3.38	8.09	0.70	7.40	-139%	19.13	74.25	0.93	17.76	20.0%	4.9%	23.9%	52.1%	88.4%	42.8%
59	Sukkur	Ghotki	GHOTKI-II	4606	11KV KACHO BIINDI	51	299	0.48	0.23	0.00	0.23	51.9%	0.16	6.49	0.15	6.43	99.0%	93.8%	99.1%	52.4%	54.9%	52%
60	Sukkur	Ghotki	GHOTKI-II	4612	11KV REHMOWALI	6538	10690	16.39	12.04	0.91	11.14	26.5%	25.02	189.50	14.63	182.22	91.8%	58.5%	96.2%	32.6%	57.0%	29.3%
61	Sukkur	Ghotki	GHOTKI-II	4616	11KV INDUSTRIAL	329	15477	12.85	11.25	0.03	11.22	12.5%	1.04	279.74	0.11	277.64	98.9%	10.6%	99.2%	13.4%	90.7%	13.1%
62	Sukkur	Ghotki	GHOTKI-II	4617	11 KV STATION ROAD	801	3821	14.48	5.25	2.57	2.68	63.7%	72.63	63.88	42.11	62.68	76.8%	58.0%	98.1%	72.1%	79.0%	64.4%
63	Sukkur	Ghotki	GHOTKI-II	4618	11 KV ANWAR ABAD	3983	4705	12.29	6.43	0.09	6.34	47.7%	2.50	102.06	0.67	98.89	95.2%	26.8%	96.9%	50.2%	86.0%	49.3%
64	Sukkur	Ghotki	KHANPUR MEHAR	55601	11KV KHAN GARH	1040	2518	5.72	3.20	0.06	3.14	44.1%	1.69	43.96	0.70	20.98	47.5%	41.4%	47.7%	73.4%	76.8%	73.3%
65	Sukkur	Ghotki	KHANPUR MEHAR	55602	11KV KHAN PUR	3172	4557	8.31	6.23	0.56	5.67	25.0%	15.16	92.79	4.80	71.59	70.8%	31.7%	77.2%	46.9%	76.3%	42.2%
66	Sukkur	Ghotki	KHANPUR MEHAR	55603	11KV SALEH MAHAR	1016	1184	1.64	1.31	0.12	1.19	19.8%	3.46	13.05	0.30	4.84	31.2%	8.7%	37.1%	75.0%	93.0%	70.3%
67	Sukkur	Ghotki	KHANPUR MEHAR	55604	11KV MOOMAL JI MARI	972	1623	1.55	1.60	0.01	1.59	-3.4%	0.32	15.89	0.25	5.48	35.3%	78.1%	34.5%	63.5%	19.2%	64.3%
68	Sukkur	Ghotki	KHANPUR MEHAR	55605	11KV AHMED SAIN	741	1229	5.35	1.68	0.21	1.47	68.6%	5.97	21.37	0.39	14.04	52.8%	6.5%	65.7%	83.4%	97.9%	79.4%
69	Sukkur	Ghotki	KHANPUR MEHAR	55606	11KV SARDAR GARH	661	753	2.18	1.19	0.08	1.10	45.5%	2.44	12.56	2.10	5.22	48.8%	86.1%	41.6%	73.4%	53.1%	77.3%
70	Sukkur	Ghotki	KHANPUR MEHAR	69601	11KV MUBARAK PUR CITY	713	1021	1.24	1.59	0.00	1.59	-28%	0.12	18.75	0.06	5.18	27.8%	50.0%	27.6%	64.5%	36.1%	64.7%
71	Sukkur	Ghotki	KHANPUR MEHAR	69602	11KV LANDHI	545	550	1.66	0.80	0.00	0.79	52.2%	0.17	7.00	0.20	1.77	27.4%	117.6%	25.3%	86.9%	43.7%	87.9%
72	Sukkur	Ghotki	KHANPUR MEHAR	69603	11KV THIKRATHO	882	999	1.33	1.69	0.05	1.64	-27.2%	1.48	21.57	0.25	8.55	38.2%	16.9%	39.6%	51.4%	78.5%	49.6%

Sukkur Electric Power Company

DISTRIBUTION A T&C LOSS FEEDER WISE

Sr. No.	Circle	Division	Sub Division	Feeder Code	Name of 11 KV Feeders	No. of Connection	Sanctioned Load	Units Received (MKwh)	Units Billed (MKwh)			PROG: % Losses	Billing (Rs. In Million)		Payment (Rs. In Million)		% RECOVERY (PROGRESSIVE)			% A T&C LOSS (PROGRESSIVE)		
									Total	Govt.	Pvt:		Govt.	Pvt:	Govt.	Pvt:	Total	Govt.	Pvt.	Total	Govt.	Pvt.
73	Sukkur	Khairpur	KHAIRPUR	10006	11KV LOUNG FAKIR	1196	2320	5.67	4.30	0.27	4.03	24.1%	5.12	54.42	3.84	5.24	15.2%	75.0%	9.6%	88.4%	43.1%	92.7%
74	Sukkur	Khairpur	KHAIRPUR	10011	11KV SHAHI BAZAR KHAIR PUR	3100	7221	16.63	7.22	1.13	6.09	56.6%	25.80	96.39	21.82	78.33	82.0%	84.6%	81.3%	64.4%	63.3%	64.7%
75	Sukkur	Khairpur	KHAIRPUR	10012	11KV UNIVERSITY	3193	5902	11.15	12.88	0.45	12.42	-15.5%	8.73	172.90	10.58	40.03	27.9%	121.2%	23.2%	67.8%	-40.0%	73.3%
76	Sukkur	Khairpur	KHAIRPUR	10018	11KV PANJ HATTI KHAIRPUR	2201	3915	15.54	6.32	0.85	5.48	59.3%	22.31	84.39	11.19	39.04	47.1%	50%	46.3%	80.8%	79.6%	81.2%
77	Sukkur	Khairpur	KHAIRPUR	10019	11KV SHAH ABDUL LATIF UNIVERSI	3	2549	2.57	2.27	1.55	0.72	11.7%	41.87	14.95	45.07	15.05	105.8%	107.6%	100.7%	6.6%	5.0%	11%
78	Sukkur	Khairpur	KHAIRPUR	10021	11 KV KHAKI SHAH PUL KHAIR PUR	4018	7193	12.21	9.29	1.65	7.64	23.9%	44.93	165.26	30.82	165.02	93.2%	69%	99.9%	29.1%	47.8%	24.0%
79	Sukkur	Khairpur	KHAIRPUR	10023	11 KV MEHRAN UNIVERSITY	1	2700	0.64	0.63	0.63	0.00	1.2%	16.84	0.00	16.67	0.05	99.3%	99.0%	#DIV/0!	1.9%	2.2%	#DIV/0!
80	Sukkur	Khairpur	KHAIRPUR	10025	11 KV G.T ROAD KHP	2995	4073	10.71	5.93	0.03	5.90	44.7%	0.84	95.16	1.11	78.10	82.5%	132.1%	82.1%	54.4%	26.9%	54.6%
81	Sukkur	Khairpur	LUQMAN	10004	11KV DARGHA RAM PURI	3029	6224	15.27	7.07	1.31	5.76	53.7%	35.27	94.67	30.14	79.58	84.5%	85.5%	84.1%	60.9%	60.4%	61.1%
82	Sukkur	Khairpur	LUQMAN	10009	11KV RADIO PAK	3221	10065	19.88	12.26	3.82	8.44	38.3%	104.76	177.87	94.07	158.04	89.2%	89.8%	88.9%	45.0%	44.6%	45.2%
83	Sukkur	Khairpur	LUQMAN	10013	11KV LUQMAN	2604	4225	12.55	7.84	0.33	7.50	37.5%	8.95	109.29	1.99	62.44	54.5%	22%	57.1%	66.0%	86.1%	64.3%
84	Sukkur	Khairpur	LUQMAN	10015	11KV FAIZABAD	39	275	0.00	0.07	0.00	0.07	0.0%	0.00	1.06	0.00	0.35	33.5%	#DIV/0!	33.0%	66.5%	#DIV/0!	67%
85	Sukkur	Khairpur	LUQMAN	10017	11KV SHAHLA-DHANI	1049	2252	3.68	3.56	0.49	3.08	3.2%	11.52	48.17	3.56	28.68	54.0%	30.9%	59.5%	47.7%	70.1%	42.3%
86	Sukkur	Khairpur	LUQMAN	10020	11KV HOSPITAL ROAD	2444	4654	9.92	5.86	0.56	5.29	41.0%	15.57	96.64	14.27	88.34	91.4%	91.7%	91.4%	46.0%	45.9%	46.0%
87	Sukkur	Khairpur	LUQMAN	10022	11KV CIVIL HOSPITAL	1	1600	1.29	1.32	1.32	0.00	-2.1%	39.60	0.00	32.68	0.00	82.5%	82.5%	#DIV/0!	15.8%	15.8%	#DIV/0!
88	Sukkur	Khairpur	LUQMAN	43701	11KV TAJAL	710	2949	9.83	6.19	0.95	5.24	37.0%	13.95	67.93	14.24	14.42	35.0%	102.1%	21.2%	78.0%	35.7%	86.6%
89	Sukkur	Khairpur	LUQMAN	43702	11KV PIRANO PATTAN	1160	3826	9.45	8.26	1.89	6.37	12.6%	25.51	77.73	18.49	11.79	29.3%	72.5%	15.2%	74.4%	36.7%	86.7%
90	Sukkur	Khairpur	LUQMAN	43703	11KV CHONDKO CITY	18	303	0.00	0.02	0.01	0.02	0.0%	0.18	0.25	0.11	0.02	27.9%	61.1%	8.0%	72.1%	38.9%	92.0%
91	Sukkur	Khairpur	LUQMAN	102701	CITY THEHRI	1642	4073	15.45	9.81	0.12	9.68	36.5%	3.36	138.58	1.67	43.23	31.6%	49.9%	31.2%	79.9%	68.4%	80.2%
92	Sukkur	Khairpur	LUQMAN	102702	SHAH LADHANI	1364	2639	8.75	7.55	0.01	7.53	13.7%	0.42	107.41	0.54	34.19	32.2%	128.6%	31.8%	72.2%	-10.9%	72.5%
93	Sukkur	Khairpur	LUQMAN	102705	11 KV NEW FAIZABAD	1037	2058	6.82	4.15	0.49	3.66	39.2%	8.32	51.81	10.28	18.20	47.4%	123.6%	35.1%	71.2%	24.9%	78.7%
94	Sukkur	Khairpur	LUQMAN	113601	11 KV CHONDKO CITY	1097	1635	2.91	3.01	0.12	2.88	-3%	1.75	40.15	2.05	14.67	39.9%	117.1%	36.5%	58.7%	-21.2%	62.2%
95	Sukkur	Khairpur	LUQMAN	113602	11 KV INDUSTRIAL	253	2893	3.91	2.70	0.56	2.14	31.0%	10.42	50.82	11.86	43.45	90.3%	113.8%	85.5%	37.7%	21.4%	41.0%
96	Sukkur	Khairpur	LUQMAN	113603	11 KV PIRANO PATAN	678	1233	2.32	2.65	0.39	2.26	-14.1%	5.17	28.52	3.87	6.69	31.4%	74.9%	23.5%	64.2%	14.6%	73.2%
97	Sukkur	Khairpur	LUQMAN	113604	11 KV SAIDO PATAN	61	2813	8.53	4.31	2.62	1.68	49.5%	37.72	21.55	26.88	27.16	91.2%	71.3%	126.0%	54.0%	64.0%	36.4%
98	Sukkur	Khairpur	SDO PIR GOTH	10014	11KV TANDO MASTI	1211	3553	1.21	1.42	0.22	1.21	-17%	6.25	17.26	4.69	7.99	53.9%	75.0%	46.3%	36.7%	11.9%	45.6%
99	Sukkur	Khairpur	SDO PIR GOTH	55901	11KV NOOR PUR	623	873	0.62	0.49	0.01	0.49	19.8%	0.32	5.36	0.20	0.34	9.7%	62.5%	6.3%	92.2%	49.9%	94.9%
100	Sukkur	Khairpur	SDO PIR GOTH	55902	11KV PIR-JO-GOTH (D.C.B)	4314	5848	16.48	11.74	0.61	11.13	28.8%	17.15	154.03	9.64	62.80	42.3%	56.2%	40.8%	69.8%	60.0%	71.0%
101	Sukkur	Khairpur	SDO PIR GOTH	55904	11KV AHMED PUR	1110	2159	2.86	2.97	0.01	2.96	-3.9%	0.44	42.54	0.49	8.24	20.3%	111.4%	19.4%	78.9%	-15.7%	79.9%
102	Sukkur	Khairpur	SDO PIR GOTH	55907	11KV KETEE PAGARO	1440	2618	3.55	1.67	0.02	1.65	53.0%	0.63	23.64	0.66	11.83	51.5%	104.8%	50.0%	75.8%	50.8%	76.5%
103	Sukkur	Khairpur	SDO PIR GOTH	55908	11KV HADAL SHAH	1094	1619	3.01	2.89	0.03	2.86	4.0%	0.96	34.37	1.22	5.26	18.3%	127.1%	15.3%	82.4%	-21.9%	85.3%
104	Sukkur	Khairpur	SDO PIR GOTH	55909	11KV PIR GOTH CITY -II	2972	4175	14.07	6.10	0.18	5.92	56.7%	4.66	82.72	2.66	43.73	53.1%	57.1%	52.9%	77.0%	75.3%	77.1%
105	Sukkur	Khairpur	SDO PIR GOTH	55911	11KV ECONOMIC ZONE	1	415	0.37	0.36	0.36	0.00	1.9%	11.05	0.00	1.89	0.00	17.1%	17.1%	#DIV/0!	83.2%	83.2%	#DIV/0!
106	Sukkur	Khairpur	PIR YALOI	10008	11KV URLA	895	3078	0.59	1.34	0.01	1.34	-126.5%	0.35	13.12	0.34	1.39	12.9%	97.1%	10.6%	70.8%	-120.0%	76%
107	Sukkur	Khairpur	PIR YALOI	10010	11KV NAREJA	627	2545	0.00	0.01	0.00	0.01	0.0%	0.14	0.07	0.15	0.04	88.1%	107.1%	57.1%	12.0%	-7.1%	43%
108	Sukkur	Khairpur	PIR YALOI	10016	11KV SHAH HUSSAIN	877	1337	0.87	1.63	0.02	1.61	-87%	1.04	16.22	1.09	0.43	8.8%	104.8%	2.7%	83.7%	-95.6%	95.1%
109	Sukkur	Khairpur	PIR YALOI	55906	11KV CITY PIRYALOI	3071	5238	10.70	3.83	0.10	3.73	64.2%	2.67	60.17	3.35	55.37	93.4%	125.5%	92.0%	66.5%	55.1%	67.1%
110	Sukkur	Khairpur	PIR YALOI	55910	11KV AL MAKHDOOM	1114	1445	2.22	1.63	0.01	1.63	26.4%	0.27	15.52	0.30	0.42	4.6%	111.1%	2.7%	96.6%	18.2%	98.0%
111	Sukkur	Khairpur	PIR YALOI	102703	11 KV TUNIAPULL	1146	2419	2.04	3.79	0.10	3.69	-86.3%	2.94	39.46	2.62	2.02	11.0%	89.1%	5.1%	79.6%	-66.0%	90.5%
112	Sukkur	Khairpur	PIR YALOI	102704	11kv GHARHI MORI CITY	959	1142	3.65	1.23	0.04	1.19	66.3%	1.25	14.50	1.22	8.66	62.8%	97.6%	59.7%	78.8%	67.1%	79.9%

Sukkur Electric Power Company

DISTRIBUTION A T&C LOSS FEEDER WISE

Sr. No.	Circle	Division	Sub Division	Feeder Code	Name of 11 KV Feeders	No. of Connection	Sanctioned Load	Units Received (MKwh)	Units Billed (MKwh)			PROG: % Losses	Billing (Rs. In Million)		Payment (Rs. In Million)		% RECOVERY (PROGRESSIVE)			% A T&C LOSS (PROGRESSIVE)		
									Total	Govt.	Pvt:		Govt.	Pvt:	Govt.	Pvt:	Total	Govt.	Pvt.	Total	Govt.	Pvt.
113	Sukkur	Ranipur	RANIPUR	4102	11KV SOBHODERO	610	1855	2.46	2.12	0.17	1.95	13.8%	4.85	22.92	2.49	8.25	38.7%	51.3%	36.0%	66.7%	55.8%	69.0%
114	Sukkur	Ranipur	RANIPUR	4106	11KV SAGYOON	1912	3858	4.66	5.35	0.01	5.34	-14.8%	0.36	59.67	0.52	12.26	21.3%	144.4%	20.5%	75.6%	-65.9%	76.4%
115	Sukkur	Ranipur	RANIPUR	4109	11KV CITY RANIPUR	3390	8321	14.37	9.41	0.81	8.60	34.6%	21.43	191.94	14.83	186.12	94.2%	69.2%	97.0%	38.4%	54.7%	36.5%
116	Sukkur	Ranipur	RANIPUR	4115	11KV SACHAL SARMAST	1995	3288	8.24	3.27	0.13	3.14	60.3%	3.57	53.02	3.95	49.62	94.7%	110.6%	93.6%	62.4%	56.1%	62.8%
117	Sukkur	Ranipur	RANIPUR	4116	11KV NEW SOBO DERO	2108	3061	8.34	5.39	0.21	5.18	35.4%	5.83	66.78	3.28	29.22	44.8%	56.3%	43.8%	71.1%	63.6%	71.7%
118	Sukkur	Ranipur	RANIPUR	35601	11KV GADEJI	1842	3061	7.77	3.15	0.35	2.80	59.5%	8.92	31.39	5.58	20.45	64.6%	62.6%	65.1%	73.8%	74.7%	73.6%
119	Sukkur	Ranipur	RANIPUR	35603	11KV CITY HINGORJA	1764	3854	6.22	3.34	0.32	3.02	46.4%	8.92	40.52	6.78	34.24	83.0%	76.0%	84.5%	55.5%	59.2%	54.7%
120	Sukkur	Ranipur	RANIPUR	35605	11KV CITY HINGORJA-2	2295	5305	8.21	5.52	0.28	5.24	32.8%	7.89	94.51	6.63	94.28	98.5%	84.0%	99.8%	33.8%	43.5%	33.0%
121	Sukkur	Ranipur	GAMBAT	4101	11KV GAMBAT CITY	5278	9599	18.15	9.91	0.64	9.27	45.4%	15.59	167.11	4.80	168.30	94.8%	30.8%	100.7%	48.3%	83.2%	45.0%
122	Sukkur	Ranipur	GAMBAT	4103	11KV RIPPRI	1328	2184	1.46	1.47	0.00	1.47	-0.5%	0.42	17.09	0.06	7.47	43.0%	14.3%	43.7%	56.8%	85.7%	56.1%
123	Sukkur	Ranipur	GAMBAT	4104	11KV WADA MAHESAR	2431	4850	2.34	2.66	0.27	2.39	-13.6%	7.46	33.94	0.38	16.78	41.5%	5.1%	49.4%	52.9%	94.2%	43.9%
124	Sukkur	Ranipur	GAMBAT	4108	11KV AGRA	2791	4917	3.59	3.43	0.20	3.23	4.5%	3.97	34.17	2.22	12.57	38.8%	55.9%	36.8%	63.0%	46.6%	64.9%
125	Sukkur	Ranipur	GAMBAT	4110	11KV KHOURA CITY	3588	6971	13.72	5.44	0.29	5.15	60.4%	7.17	77.85	5.41	70.30	89.0%	75.5%	90.3%	64.7%	70.1%	64.2%
126	Sukkur	Ranipur	GAMBAT	4111	11KV NOORPUR	1436	2520	1.13	1.29	0.01	1.28	-13.5%	0.43	13.32	0.40	3.19	26.2%	93.0%	23.9%	70.3%	-5.6%	72.8%
127	Sukkur	Ranipur	GAMBAT	4112	11KV BAHARO	2195	1529	1.47	1.32	0.00	1.32	9.9%	0.08	13.88	0.03	4.36	31.4%	37.5%	31.4%	71.7%	66.2%	71.7%
128	Sukkur	Ranipur	GAMBAT	4113	11KV GAMBAT CITY-II	2119	5764	9.30	7.77	1.59	6.18	16.4%	41.42	139.09	36.86	138.57	97.2%	89.0%	99.6%	18.7%	25.6%	16.7%
129	Sukkur	Ranipur	GAMBAT	4114	11KV G.I.M.S	1	3500	5.26	5.32	5.32	0.00	-1.2%	148.78	0.00	156.76	0.42	105.6%	105.4%	#DIV/0!	-6.9%	-6.6%	#DIV/0!
130	Sukkur	Ranipur	SETHARJA	4105	11KV NAGRAJA	1758	3064	7.98	5.91	0.06	5.85	26.0%	1.96	67.70	1.89	19.56	30.8%	96.4%	28.9%	77.2%	28.6%	78.6%
131	Sukkur	Ranipur	SETHARJA	35602	11KV SETHARJA	3859	7597	12.44	6.80	0.17	6.63	45.3%	4.97	98.62	5.70	74.84	77.8%	114.7%	75.9%	57.5%	37.3%	58.5%
132	Sukkur	Ranipur	SETHARJA	35604	11KV AKRI	1922	3272	6.37	4.02	0.38	3.64	36.9%	10.95	45.05	15.36	24.98	72.1%	140.3%	55.4%	54.5%	11.5%	65.0%
133	Sukkur	Ranipur	SETHARJA	87901	11KV THARI MIRWAH	1228	2001	4.88	2.36	0.08	2.27	51.7%	2.57	41.90	3.77	34.44	85.9%	146.7%	82.2%	58.5%	29.1%	60.3%
134	Sukkur	Ranipur	SETHARJA	87902	11KV BOZDAR WADA	2234	2541	6.37	5.26	0.13	5.13	17.5%	3.83	54.91	4.22	13.24	29.7%	110.2%	24.1%	75.5%	9.1%	80.1%
135	Sukkur	Ranipur	SETHARJA	87903	11KV ZAFARABAD	1663	2204	2.51	2.34	0.00	2.33	7.0%	0.25	28.63	0.09	8.67	30.3%	36.0%	30.3%	71.8%	66.5%	71.8%
136	Sukkur	Ranipur	SETHARJA	87904	11kv NEW AKRI	1354	2765	5.31	3.62	0.00	3.62	31.9%	0.07	47.34	0.03	24.37	51.5%	42.9%	51.5%	64.9%	70.8%	64.9%
137	Sukkur	Ranipur	SETHARJA	87905	11kv MANGHO FAQEER	1058	893	3.34	2.33	0.00	2.33	30.1%	0.00	22.92	0.00	4.75	20.7%	#DIV/0!	20.7%	85.5%	#DIV/0!	85.5%
138	Sukkur	Ranipur	SETHARJA	87906	11kv INDUSTRIAL	1058	893	0.45	0.00	0.00	0.00	100.0%	0.00	0.00	0.00	0.00	0.0%	#DIV/0!	#DIV/0!	100.0%	#DIV/0!	#DIV/0!
139	Sukkur	Ranipur	KOT DIJI	4107	11KV KUMB	10	107	0.00	0.02	0.02	0.00	0.0%	0.54	0.01	0.04	0.21	45.4%	7.4%	2100.0%	54.6%	92.6%	########
140	Sukkur	Ranipur	KOT DIJI	63301	11 KV KOT DEGI	1684	3887	9.27	4.78	0.31	4.47	48.4%	6.09	71.75	8.29	46.28	70.1%	136.1%	64.5%	63.8%	29.8%	66.7%
141	Sukkur	Ranipur	KOT DIJI	63302	11KV CHUDAHO	1326	2068	4.14	3.65	0.15	3.50	11.8%	5.20	36.49	2.77	5.88	20.8%	53.3%	16.1%	81.7%	53.0%	85.8%
142	Sukkur	Ranipur	KOT DIJI	63303	11KV NEW KUMB	794	2871	7.12	4.47	0.22	4.25	37.2%	6.12	63.42	6.80	32.34	56.3%	111.1%	51.0%	64.7%	30.2%	68.0%
143	Sukkur	Ranipur	KOT DIJI	63304	11KV UMUL-AL-QUROOM	3	420	0.13	0.12	0.00	0.12	8.0%	0.00	3.06	0.00	3.07	100.3%	#DIV/0!	100.3%	7.8%	#DIV/0!	7.7%
144	Sukkur	Ranipur	KOT DIJI	63305	11KV HAMI	851	2038	3.63	3.13	0.02	3.10	13.8%	1.14	43.84	0.72	24.71	56.5%	63.2%	56.4%	51.3%	45.6%	51.4%
145	Sukkur	Ranipur	KOT DIJI	63306	11KV HUSSAINABAD	1335	6783	8.94	5.67	0.07	5.60	36.6%	1.32	112.53	1.47	98.17	87.5%	111.4%	87.2%	44.5%	29.4%	44.7%
146	Sukkur	Ranipur	KOT DIJI	114101	11KV JHANDA SHAKH	1109	2069	4.71	6.10	0.02	6.08	-29.5%	1.09	84.88	0.87	27.27	32.7%	79.8%	32.1%	57.6%	-3.3%	58.4%
147	Sukkur	Ranipur	KOT DIJI	114102	11KV KUMB CITY	1371	2250	6.98	3.58	0.12	3.46	48.8%	3.51	49.53	3.43	32.78	68.3%	97.7%	66.2%	65.0%	49.9%	66.1%
148	Sukkur	Ranipur	KOT DIJI	114103	11KV JISKANI	1031	1136	5.64	5.28	0.24	5.04	6.5%	3.51	62.50	5.25	8.44	20.7%	149.6%	13.5%	80.6%	-39.9%	87.4%

Sukkur Electric Power Company

DISTRIBUTION A T&C LOSS FEEDER WISE

Sr. No.	Circle	Division	Sub Division	Feeder Code	Name of 11 KV Feeders	No. of Connection	Sanctioned Load	Units Received (MKwh)	Units Billed (MKwh)			PROG: % Losses	Billing (Rs. In Million)		Payment (Rs. In Million)		% RECOVERY (PROGRESSIVE)			% A T&C LOSS (PROGRESSIVE)		
									Total	Govt.	Pvt:		Govt.	Pvt:	Govt.	Pvt:	Total	Govt.	Pvt.	Total	Govt.	Pvt.
149	Sukkur	Rohri	ROHRI	17801	11KV ALI WAHN	2066	3279	1.29	1.96	0.01	1.94	-52.2%	0.53	21.08	1.81	5.46	33.7%	341.5%	25.9%	48.8%	-419.8%	60.6%
150	Sukkur	Rohri	ROHRI	17803	11KV CENTRAL JAIL	1875	5260	11.65	7.59	1.71	5.88	34.9%	45.78	93.39	23.70	37.19	43.8%	51.8%	39.8%	71.5%	66.3%	74.1%
151	Sukkur	Rohri	ROHRI	17805	11KV ROHRI	2896	4280	14.83	7.88	0.34	7.54	46.9%	8.99	131.12	1.17	84.30	61.0%	13.0%	64.3%	67.6%	93.1%	65.8%
152	Sukkur	Rohri	ROHRI	17806	11KV LOOCO SHED	2	682	7.94	8.67	8.67	0.00	-9.2%	232.55	0.00	141.04	0.04	60.7%	60.6%	#DIV/0!	33.7%	33.7%	#DIV/0!
153	Sukkur	Rohri	ROHRI	109001	66KV CEMENT FACTORY	1	5001	0.96	0.96	0.00	0.96	0.0%	0.00	25.03	0.00	24.83	99.2%	#DIV/0!	99.2%	0.8%	#DIV/0!	0.8%
154	Sukkur	Rohri	ROHRI	17808	11KV INDUSTRIAL	1705	6460	13.61	6.08	0.21	5.86	55.4%	5.76	114.34	3.66	99.02	85.5%	63.5%	86.6%	61.8%	71.6%	61.3%
155	Sukkur	Rohri	ROHRI	17810	11KV HAJNA SHAH	2413	5097	15.06	11.79	6.43	5.36	21.7%	168.31	111.06	95.75	109.30	73.4%	56.9%	98.4%	42.5%	55.5%	22.9%
156	Sukkur	Rohri	ROHRI	17813	11KV NEW INDUSTRIAL	355	12994	11.71	10.29	0.14	10.15	12.1%	4.04	237.78	4.83	234.05	98.8%	119.6%	98.4%	13.2%	-5.1%	13.5%
157	Sukkur	Rohri	ROHRI	17815	11KV SHAHI BAZAR ROHRI	3273	2918	12.69	9.71	0.02	9.69	23.5%	0.58	198.36	0.68	52.84	26.9%	117.2%	26.6%	79.4%	10.3%	79.6%
158	Sukkur	Rohri	ROHRI	17816	11KV MOTORWAY RHR	0	0	0.58	0.17	0.00	0.17	70.3%	0.00	7.10	0.00	0.08	1.1%	#DIV/0!	1.1%	99.7%	#DIV/0!	99.7%
159	Sukkur	Rohri	ROHRI	17817	11KV TANDO THATTI	188	1983	5.25	1.87	0.00	1.87	64.4%	0.00	49.13	0.00	45.95	93.5%	#DIV/0!	93.5%	66.7%	#DIV/0!	66.7%
160	Sukkur	Rohri	OLD SUKKUR	38001	11KV ROYAL ROAD	2313	2743	13.39	6.76	1.55	5.21	49.5%	31.92	77.94	11.55	44.74	51.2%	36.2%	57.4%	74.1%	81.7%	71.0%
161	Sukkur	Rohri	OLD SUKKUR	38002	11KV QURESHI ROAD	3405	4545	11.20	9.34	0.64	8.71	16.6%	16.68	134.68	3.98	70.95	49.5%	23.9%	52.7%	58.7%	80.1%	56.0%
162	Sukkur	Rohri	OLD SUKKUR	38007	11KV SHALIMAR	774	1305	8.87	4.17	0.95	3.22	53.0%	23.77	53.85	2.08	17.85	25.7%	8.8%	33.1%	87.9%	95.9%	84.4%
163	Sukkur	Rohri	OLD SUKKUR	38013	11KV GEEA SHAH	2157	2917	13.10	6.48	0.03	6.45	50.5%	0.89	112.17	1.10	52.91	47.8%	123.6%	47.2%	76.4%	38.8%	76.7%
164	Sukkur	Rohri	OLD SUKKUR	38016	11KV MURAD SHAH	1785	1755	8.75	4.59	0.04	4.56	47.5%	0.97	63.97	1.49	13.43	23.0%	153.6%	21.0%	87.9%	19.4%	89.0%
165	Sukkur	Rohri	OLD SUKKUR	38019	11KV JUMANI	2129	3924	5.32	5.52	0.86	4.67	-3.8%	22.50	90.44	11.33	81.42	82.1%	50.4%	90.0%	14.8%	47.7%	6.6%
166	Sukkur	Rohri	OLD SUKKUR	38020	11KV URBAN WATER SUPPLY-I	9	2025	4.95	4.16	4.16	0.00	16%	117.54	0.00	75.03	0.00	63.8%	63.8%	#DIV/0!	46.4%	46.4%	#DIV/0!
167	Sukkur	Rohri	OLD SUKKUR	38021	11KV LABOUR COLONY	0	0	0.14	0.00	0.00	0.00	100%	0.00	0.00	0.00	0.00	0.0%	#DIV/0!	#DIV/0!	100.0%	#DIV/0!	#DIV/0!
168	Sukkur	Rohri	SALEH PAT	17802	11KV ARRORE	1159	3711	2.01	4.11	0.19	3.92	-104%	5.16	53.88	3.98	19.47	39.7%	77.1%	36.1%	18.9%	-57.5%	26.2%
169	Sukkur	Rohri	SALEH PAT	17804	11KV MARI	1112	2087	3.21	2.48	0.31	2.17	22.8%	8.63	28.11	6.05	12.73	51.1%	70.1%	45.3%	60.5%	45.9%	65.0%
170	Sukkur	Rohri	SALEH PAT	17809	11KV KANDHARA	2405	2975	9.55	5.79	0.28	5.50	39.4%	6.19	68.59	2.59	25.99	38.2%	41.8%	37.9%	76.8%	74.6%	77.0%
171	Sukkur	Rohri	SALEH PAT	17812	11KV BIN QASIM ROHRI	592	4621	7.58	5.87	0.25	5.62	22.5%	23.43	87.59	8.13	73.15	73.2%	34.7%	83.5%	43.3%	73.1%	35.3%
172	Sukkur	Rohri	SALEH PAT	17814	11KV NEW BIN QASIM	545	2798	7.34	4.89	0.00	4.89	33.3%	0.01	88.01	0.00	54.61	62.1%	0.0%	62.0%	58.6%	100.0%	58.6%
173	Sukkur	Rohri	SALEH PAT	43504	11KV SALEH PAT	2034	4591	14.82	10.98	3.83	7.15	25.9%	64.11	89.22	57.24	58.97	75.8%	89.3%	66.1%	43.8%	33.8%	51.0%
174	Sukkur	Rohri	SALEH PAT	43506	11KV SORAHO GATE	889	3147	13.89	7.68	3.30	4.38	44.7%	55.44	52.93	48.23	52.89	93.3%	87.0%	99.9%	48.4%	51.9%	44.8%
175	Sukkur	Rohri	SALEH PAT	43507	11KV SANGRAR	938	2122	5.45	6.45	0.83	5.62	-18.4%	16.58	65.66	19.13	26.73	55.8%	115.4%	40.7%	34.0%	-36.6%	51.8%
176	Sukkur	Rohri	SALEH PAT	43508	11KV KHABRI BHIT	745	2915	8.32	5.22	2.47	2.75	37.3%	50.79	35.47	55.45	33.48	103.1%	109.2%	94.4%	35.4%	31.6%	40.8%
177	Sukkur	Rohri	SALEH PAT	43509	11KV INDUSTRIAL	54	7127	7.95	7.41	0.23	7.18	6.8%	5.81	160.57	3.16	160.86	98.6%	54.4%	100.2%	8.2%	49.3%	6.7%
178	Sukkur	Rohri	SALEH PAT	43510	11KV BARGAH	367	394	2.31	0.97	0.00	0.97	58.0%	0.00	9.89	0.00	2.46	24.9%	#DIV/0!	24.9%	89.6%	#DIV/0!	89.6%
179	Sukkur	Rohri	PANO AKIL	15501	11KV CITY	3201	6312	12.42	8.42	0.87	7.55	32.2%	18.50	154.92	2.69	139.62	82.1%	14.5%	90.1%	44.4%	90.1%	38.9%
180	Sukkur	Rohri	PANO AKIL	15502	11KV HUSSAIN KALWAR	772	1492	1.58	2.26	0.09	2.17	-43.2%	2.63	24.93	1.08	4.57	20.5%	41.1%	18.3%	70.6%	41.2%	73.7%
181	Sukkur	Rohri	PANO AKIL	15503	11KV HALJI	1184	1987	4.76	3.22	0.02	3.21	32.3%	0.64	37.21	0.89	6.57	19.7%	139.1%	17.7%	86.7%	5.8%	88.0%
182	Sukkur	Rohri	PANO AKIL	15504	11KV NARAJA	811	1513	0.92	1.74	0.03	1.72	-90%	0.89	18.79	0.85	3.10	20.1%	95.5%	16.5%	61.8%	-81.8%	68.6%
183	Sukkur	Rohri	PANO AKIL	15505	11KV HINGORO	1089	2244	2.52	3.11	0.02	3.09	-23.4%	0.83	35.67	0.79	5.86	18.2%	95.2%	16.4%	77.5%	-17.4%	79.7%
184	Sukkur	Rohri	PANO AKIL	15506	11KV CANTT-1	1	2800	7.51	7.62	7.62	0.00	-1.5%	191.39	0.00	183.98	0.62	96.5%	96.1%	#DIV/0!	2.1%	2.4%	#DIV/0!
185	Sukkur	Rohri	PANO AKIL	15507	11KV CANTT-2	2	2815	14.26	14.01	14.01	0.00	1.8%	349.76	0.01	320.76	1.15	92.0%	91.7%	11500.0%	9.6%	9.9%	########
186	Sukkur	Rohri	PANO AKIL	15508	11KV SAMO CHACHAR	430	513	1.31	1.12	0.02	1.10	14.8%	0.55	12.22	0.58	0.79	10.8%	105.5%	6.5%	90.8%	10.2%	94.5%
187	Sukkur	Rohri	PANO AKIL	15511	11KV SALHANI	1964	4829	13.49	6.72	0.44	6.28	50.2%	8.95	86.85	5.85	36.00	43.7%	65.4%	41.5%	78.2%	67.4%	79.3%
188	Sukkur	Rohri	PANO AKIL	15512	11KV KOT BULLO	1379	2425	9.59	5.06	0.02	5.05	47.2%	0.58	58.13	0.57	9.52	17.2%	98.3%	16.4%	90.9%	48.1%	91.4%
189	Sukkur	Rohri	PANO AKIL	15513	11KV STAION ROAD	869	1530	10.16	2.76	0.59	2.18	72.8%	15.64	35.16	3.40	19.38	44.8%	21.7%	55.1%	87.8%	94.1%	85.0%
190	Sukkur	Rohri	PANO AKIL	15514	MULA ALI	1421	2134	2.44	4.10	0.01	4.09	-68%	0.58	45.78	0.44	1.96	5.2%	75.9%	4.3%	91.3%	-27.4%	92.8%
191	Sukkur	Rohri	PANO AKIL	15515	11KV CADET COLLEGE	2	241	0.29	0.24	0.24	0.00	17.0%	6.32	0.00	6.30	0.02	100.0%	99.7%	#DIV/0!	17.0%	17.2%	#DIV/0!
192	Sukkur	Rohri	PANO AKIL	15516	11KV RAILI CHOWK	1731	2991	11.83	4.89	0.58	4.31	58.7%	14.33	79.12	12.38	59.09	76.5%	86.4%	74.7%	68.4%	64.3%	69.1%
193	Sukkur	Rohri	PANO AKIL	15517	11KV GAREEB ABAD	2330	2679	7.86	4.73	0.21	4.51	39.9%	5.36	60.59	5.15	38.65	66.4%	96.1%	63.8%	60.1%	42.2%	61.7%
194	Sukkur	Rohri	PANO AKIL	15518	11KV SHAHI BAZAR	1482	1552	10.06	2.94	0.00	2.93	70.8%	0.05	47.60	0.02	37.33	78.4%	40.0%	78.4%	77.1%	88.3%	77.1%
195	Sukkur	Rohri	PANO AKIL	15519	11KV INDUSTRIAL	17	3501	5.53	4.55	0.07	4.48	17.6%	1.72	98.39	1.84	97.76	99.5%	107.0%	99.4%	18.1%	11.9%	18.2%
196	Sukkur	Rohri	PANO AKIL	15520	11KV NEW MOTORWAY PNA	4	297	0.28	0.32	0.00	0.32	-13.6%	0.00	8.46	0.00	7.63	90.3%	#DIV/0!	90.2%	-2.5%	#DIV/0!	-2.4%
197	Sukkur	Rohri	PANO AKIL	15521	11KV BATHI CHOWK	790	1240	2.96	1.66	0.01	1.65	43.8%	0.52	19.78	0.49	3.15	17.9%	94.2%	15.9%	89.9%	47.0%	91.1%

Sukkur Electric Power Company

DISTRIBUTION A T&C LOSS FEEDER WISE

Sr. No.	Circle	Division	Sub Division	Feeder Code	Name of 11 KV Feeders	No. of Connection	Sanctioned Load	Units Received (MKwh)	Units Billed (MKwh)			PROG: % Losses	Billing (Rs. In Million)		Payment (Rs. In Million)		% RECOVERY (PROGRESSIVE)			% A T&C LOSS (PROGRESSIVE)		
									Total	Govt.	Pvt:		Govt.	Pvt:	Govt.	Pvt:	Total	Govt.	Pvt.	Total	Govt.	Pvt.
198	Sukkur	M. Mathelo	MIRPUR MATHELO	3703	11KV PAK SAUDI	1	1200	0.03	0.08	0.00	0.08	-135.2%	0.00	2.38	0.00	2.34	98.3%	#DIV/0!	98.3%	-131.2%	#DIV/0!	-131.2%
199	Sukkur	M. Mathelo	MIRPUR MATHELO	12401	11KV CITY	4271	8901	11.99	9.76	1.11	8.65	18.6%	27.25	178.06	20.19	176.72	95.9%	74.1%	99.2%	21.9%	39.7%	19.2%
200	Sukkur	M. Mathelo	MIRPUR MATHELO	12402	11KV YARO LUND	1988	2649	3.32	3.51	0.01	3.50	-5.9%	0.31	59.33	0.21	6.29	10.9%	67.7%	10.6%	88.5%	28.3%	88.8%
201	Sukkur	M. Mathelo	MIRPUR MATHELO	12403	11KV DAD LAGHARI	2957	4235	4.59	2.50	0.02	2.48	45.5%	0.83	43.78	0.61	23.43	53.9%	73.5%	53.5%	70.6%	60.0%	70.8%
202	Sukkur	M. Mathelo	MIRPUR MATHELO	12404	11KV JAHANPUR	1722	2262	1.57	2.02	0.05	1.97	-28.8%	1.76	28.25	1.55	9.32	36.2%	88.1%	33.0%	53.3%	-13.4%	57.5%
203	Sukkur	M. Mathelo	MIRPUR MATHELO	12406	11KV NAUKOT	2187	5979	7.87	3.53	0.53	3.00	55.2%	14.15	54.55	12.42	43.23	81.0%	87.8%	79.2%	63.7%	60.6%	64.5%
204	Sukkur	M. Mathelo	MIRPUR MATHELO	12407	11KV JARWAR	2702	6246	10.10	4.80	0.30	4.50	52.5%	8.57	87.17	3.65	50.44	56.5%	42.6%	57.9%	73.2%	79.8%	72.5%
205	Sukkur	M. Mathelo	MIRPUR MATHELO	12409	11KV OLD MARKET -	3576	6513	11.42	6.75	0.54	6.21	40.9%	15.11	113.79	14.69	113.88	99.7%	97.2%	100.1%	41.0%	42.5%	40.8%
206	Sukkur	M. Mathelo	MIRPUR MATHELO	12410	11KV CADET COLLEGE	1	528	0.37	0.33	0.33	0.00	9.5%	7.42	0.00	7.39	0.03	100.0%	99.6%	#DIV/0!	9.5%	9.9%	#DIV/0!
207	Sukkur	M. Mathelo	MIRPUR MATHELO	12411	11KV INDUSTRIAL			0.52	0.00	0.00	0.00	100.0%	0.00	0.00	0.00	0.00	0.0%	#DIV/0!	#DIV/0!	100.0%	#DIV/0!	#DIV/0!
208	Sukkur	M. Mathelo	DHARKI	3701	11KV BHARCHUDI	2102	4906	9.66	4.97	0.29	4.68	48.5%	8.40	68.67	11.44	30.27	54.1%	136.2%	44.1%	72.1%	23.9%	77.3%
209	Sukkur	M. Mathelo	DHARKI	3702	11KV SHAHI BAZAAR	5183	7715	12.98	9.48	0.54	8.94	27.0%	14.35	178.29	10.97	167.89	92.9%	76.4%	94.2%	32.2%	44.2%	31.2%
210	Sukkur	M. Mathelo	DHARKI	3704	11KV INDUSTRIAL	2159	5997	7.49	5.25	0.05	5.20	29.9%	1.54	95.71	1.71	57.86	61.3%	111.0%	60.5%	57.1%	22.2%	57.6%
211	Sukkur	M. Mathelo	DHARKI	3705	11KV KHENJO	3097	3789	3.04	4.74	0.02	4.72	-56.0%	0.62	63.23	0.03	5.87	9.3%	4.8%	9.3%	85.6%	92.5%	85.5%
212	Sukkur	M. Mathelo	DHARKI	3706	11KV HAFIZABAD	3065	7676	11.91	9.82	0.09	9.72	17.6%	2.08	183.91	1.89	161.16	87.7%	90.9%	87.6%	27.8%	25.1%	27.8%
213	Sukkur	M. Mathelo	DHARKI	3707	11KV NEW INDUSTRIAL	198	7442	9.12	7.16	0.00	7.16	21.6%	0.00	175.92	0.00	173.83	98.8%	#DIV/0!	98.8%	22.5%	#DIV/0!	22.5%
214	Sukkur	M. Mathelo	UBARO	4801	11KV GUDDU LEFT	767	1998	2.90	2.03	0.04	1.99	30.0%	2.15	31.10	1.44	12.80	42.8%	67.0%	41.2%	70.0%	53.1%	71.2%
215	Sukkur	M. Mathelo	UBARO	4802	11KV MACHKA	1711	3851	5.42	4.66	0.02	4.64	14.1%	0.54	68.74	0.09	43.35	62.7%	16.7%	63.1%	46.1%	85.7%	45.8%
216	Sukkur	M. Mathelo	UBARO	4803	11KV KHAMBRA	1366	2855	5.58	4.21	0.17	4.04	24.6%	4.15	68.04	1.42	19.55	29.1%	34%	28.7%	78.1%	74.2%	78.3%
217	Sukkur	M. Mathelo	UBARO	4804	11KV DAW-WALA	774	3972	4.71	4.73	0.53	4.20	-0.6%	15.26	70.69	5.00	54.83	69.6%	32.8%	77.6%	30.0%	67.1%	22.0%
218	Sukkur	M. Mathelo	UBARO	4805	11KV SUGAR MILL	0	0	1.02	0.28	0.00	0.28	72.8%	0.00	4.67	0.00	4.72	101.2%	#DIV/0!	101.1%	72.5%	#DIV/0!	72.5%
219	Sukkur	M. Mathelo	UBARO	21701	11KV KAMU SHAHEED	2275	4333	10.35	7.17	0.46	6.70	30.8%	13.63	111.60	6.96	45.94	42.2%	51.1%	41.2%	70.7%	64.6%	71.5%
220	Sukkur	M. Mathelo	UBARO	21702	11KV RONUTI	1138	2047	3.25	2.39	0.47	1.92	26.4%	13.46	26.01	6.00	8.38	36.4%	45%	32.2%	73.2%	67.2%	76.3%
221	Sukkur	M. Mathelo	UBARO	21703	11KV UBARO	4611	10083	15.49	8.82	1.11	7.71	43.0%	31.04	147.18	14.57	136.68	84.9%	46.9%	92.9%	51.6%	73.3%	47.1%
222	Sukkur	M. Mathelo	UBARO	21704	11KV RATI	1608	2077	3.22	3.10	0.09	3.01	3.8%	1.65	47.42	0.53	8.31	18.0%	32.1%	17.5%	82.7%	69.1%	83.1%
223	Sukkur	M. Mathelo	UBARO	21706	11KV DILL WARRO	385	621	0.72	0.55	0.04	0.51	23.3%	1.32	7.47	0.58	0.69	14.5%	43.9%	9.2%	88.9%	66.4%	92.9%
224	Sukkur	M. Mathelo	UBARO	21707	11KV DAHARKI SUGAR MILL	2	503	0.70	0.72	0.00	0.72	-3.3%	0.00	17.57	0.00	18.86	107.3%	#DIV/0!	107.3%	-10.9%	#DIV/0!	-10.9%

Sukkur Electric Power Company

DISTRIBUTION A T&C LOSS FEEDER WISE

Sr. No.	Circle	Division	Sub Division	Feeder Code	Name of 11 KV Feeders	No. of Connection	Sanctioned Load	Units Received (MKwh)	Units Billed (MKwh)			PROG: % Losses	Billing (Rs. In Million)		Payment (Rs. In Million)		% RECOVERY (PROGRESSIVE)			% A T&C LOSS (PROGRESSIVE)		
									Total	Govt.	Pvt:		Govt.	Pvt:	Govt.	Pvt:	Total	Govt.	Pvt.	Total	Govt.	Pvt.
225	Larkana	Qamber	SHAHDAD KOT	36701	11KV BEHRAM	562	1556	0.23	0.34	0.01	0.33	-46%	0.27	7.37	0.10	5.73	76.3%	37.0%	77.7%	-11.4%	45.9%	-13.5%
226	Larkana	Qamber	SHAHDAD KOT	36702	11KV CITY	3549	9974	16.23	12.11	1.09	11.02	25.4%	30.48	226.87	23.70	201.70	87.6%	77.8%	88.9%	34.7%	42.0%	33.7%
227	Larkana	Qamber	SHAHDAD KOT	36703	11KV G.KHARIO	195	570	1.75	0.44	0.03	0.41	75.0%	0.70	7.04	0.28	3.41	47.6%	40.0%	48.4%	88.1%	90.0%	87.9%
228	Larkana	Qamber	SHAHDAD KOT	36705	11KV CHANDIA	914	6479	9.87	3.73	0.39	3.34	62.2%	10.98	75.51	7.35	63.91	82.4%	66.9%	84.6%	68.9%	74.7%	68.0%
229	Larkana	Qamber	SHAHDAD KOT	36706	IIKV CITY-II	3596	8680	22.32	13.90	0.44	13.47	37.7%	12.85	249.65	11.60	197.65	79.7%	90.3%	79.2%	50.4%	43.8%	50.7%
230	Larkana	Qamber	SHAHDAD KOT	36707	11KV QUBO SAEED KHAN	1111	2023	4.01	2.31	0.01	2.29	42.5%	0.45	37.25	0.35	10.03	27.6%	77.8%	26.9%	84.2%	55.3%	84.5%
231	Larkana	Qamber	SHAHDAD KOT	36708	IIKV CITY-III	3507	3921	14.90	11.04	0.36	10.68	25.9%	8.98	151.51	16.13	50.72	41.7%	179.6%	33.5%	69.1%	-33.1%	75.2%
232	Larkana	Qamber	SHAHDAD KOT	36709	IIKV CITY-5 (IV)	1497	2327	4.65	3.20	0.04	3.16	31.1%	1.39	61.05	1.64	57.21	94.3%	118.0%	93.7%	35.1%	18.8%	35.5%
233	Larkana	Qamber	KAMBER	30001	11KV CHAJRA	1303	1714	1.03	5.71	0.00	5.71	-455%	0.08	79.86	0.03	2.03	2.6%	37.5%	2.5%	85.7%	-108.2%	85.9%
234	Larkana	Qamber	KAMBER	30002	11KV CITY FEEDER	3699	9650	19.56	10.80	1.52	9.28	44.8%	41.86	182.63	32.85	165.39	88.3%	78.5%	90.6%	51.3%	56.7%	50.0%
235	Larkana	Qamber	KAMBER	30003	11KV TUBE WELL	548	1706	0.96	1.61	0.00	1.61	-68.3%	0.13	19.83	0.09	2.55	13.2%	69.2%	12.9%	77.8%	-16.5%	78.4%
236	Larkana	Qamber	KAMBER	30004	11KV AABRIC	1717	1546	1.53	3.89	0.00	3.89	-154.2%	0.21	49.47	0.20	7.88	16.3%	95.2%	15.9%	58.6%	-142.1%	59.5%
237	Larkana	Qamber	KAMBER	30005	11KV CITY-II	2456	4746	15.56	6.15	0.18	5.97	60.5%	5.14	97.26	6.92	56.77	62.2%	134.6%	58.4%	75.4%	46.8%	76.9%
238	Larkana	Qamber	KAMBER	30008	11KV CITY-3	1152	3256	17.12	3.22	0.04	3.18	81.2%	1.18	67.18	1.12	56.90	84.9%	94.9%	84.7%	84.0%	82.2%	84.1%
239	Larkana	Qamber	KAMBER	30009	11KV MIRZA KHAN	669	636	1.47	2.53	0.00	2.53	-72.1%	0.04	31.53	0.03	0.72	2.4%	75.0%	2.3%	95.9%	-29.0%	96.1%
240	Larkana	Qamber	MIRO KHAN	11801	11KV MIRO KHAN	1483	3106	2.44	1.56	0.22	1.34	35.9%	6.59	19.26	4.65	7.67	47.7%	70.6%	39.8%	69.5%	54.8%	74.5%
241	Larkana	Qamber	MIRO KHAN	11817	11KV COLONY	318	769	1.06	0.63	0.23	0.40	40.7%	3.96	7.39	1.45	5.73	63.2%	37%	77.5%	62.5%	78.3%	54.0%
242	Larkana	Qamber	MIRO KHAN	74701	11KV CITY	1725	5170	6.52	6.01	0.53	5.47	7.8%	14.69	128.35	15.79	130.46	102.3%	107.5%	101.6%	5.8%	0.9%	6.3%
243	Larkana	Qamber	MIRO KHAN	74702	11KV LASHARI	1569	2324	3.48	1.52	0.00	1.52	56.3%	0.30	24.23	0.10	13.04	53.6%	33.3%	53.8%	76.6%	85.4%	76.5%
244	Larkana	Qamber	MIRO KHAN	74703	11KV SUJAWAL	1529	2312	2.86	1.70	0.03	1.67	40.8%	1.04	23.70	0.54	12.55	52.9%	51.9%	53.0%	68.7%	69.3%	68.6%
245	Larkana	Qamber	MIRO KHAN	74704	11KV RTD PUMPING STATION	1	2500	0.15	0.14	0.14	0.00	9.5%	3.16	0.00	2.75	0.00	87.1%	87.0%	#DIV/0!	21.2%	21.2%	#DIV/0!
246	Larkana	Qamber	WARAH	40001	11KV NEW WARAH	2023	5400	9.66	7.54	0.30	7.24	22.0%	8.35	113.31	7.53	39.52	38.7%	90.2%	34.9%	69.8%	29.7%	72.8%
247	Larkana	Qamber	WARAH	40002	11KV NASEERABAD CITY	1252	2537	9.83	4.13	0.01	4.11	58.0%	0.50	69.74	0.61	43.70	63.1%	122.0%	62.7%	73.5%	48.8%	73.7%
248	Larkana	Qamber	WARAH	40004	11KV PEGHUHA	1946	4922	14.15	7.82	0.10	7.72	44.7%	3.19	119.25	3.05	63.36	54.2%	95.6%	53.1%	70.0%	47.2%	70.6%
249	Larkana	Qamber	WARAH	40006	11KV NAJAM	282	243	3.27	1.77	0.00	1.77	45.9%	0.13	26.50	0.29	2.61	10.9%	223.1%	9.8%	94.1%	-20.7%	94.7%

Sukkur Electric Power Company

DISTRIBUTION A T&C LOSS FEEDER WISE

Sr. No.	Circle	Division	Sub Division	Feeder Code	Name of 11 KV Feeders	No. of Connection	Sanctioned Load	Units Received (MKwh)	Units Billed (MKwh)			PROG: % Losses	Billing (Rs. In Million)		Payment (Rs. In Million)		% RECOVERY (PROGRESSIVE)			% A T&C LOSS (PROGRESSIVE)		
									Total	Govt.	Pvt:		Govt.	Pvt:	Govt.	Pvt:	Total	Govt.	Pvt.	Total	Govt.	Pvt.
250	Larkana	Larkana City	JINNAH BAGH	31501	11KV STATION ROAD	1553	3575	7.00	5.68	0.75	4.93	18.9%	21.45	118.20	23.03	117.21	100.4%	107.4%	99.2%	18.6%	13.0%	19.6%
251	Larkana	Larkana City	JINNAH BAGH	31502	11KV BAKRANI	758	1689	0.00	4.51	0.29	4.22	0.0%	8.49	75.35	7.98	1.19	10.9%	94.0%	1.6%	89.1%	6.0%	98.4%
252	Larkana	Larkana City	JINNAH BAGH	31503	11KV CITY-2	4179	6747	10.58	6.33	0.22	6.10	40.2%	6.24	138.39	4.95	135.41	97.1%	79.3%	97.8%	41.9%	52.5%	41.5%
253	Larkana	Larkana City	JINNAH BAGH	31507	11KV TUBE WELL-2	938	1229	0.00	1.75	0.00	1.74	0.0%	0.25	29.43	0.12	0.08	0.6%	48.0%	0.3%	99.4%	52.0%	99.7%
254	Larkana	Larkana City	JINNAH BAGH	31509	11KV JINNAH BAGH	1493	2738	10.19	2.60	0.27	2.32	74.5%	7.33	48.29	4.62	41.47	82.9%	63.0%	85.9%	78.9%	83.9%	78.1%
255	Larkana	Larkana City	JINNAH BAGH	31513	11KV ALLAHABAD	981	2193	5.15	4.43	0.71	3.72	14.1%	19.13	70.36	19.05	34.64	60.0%	99.6%	49.2%	48.4%	14.4%	57.7%
256	Larkana	Larkana City	JINNAH BAGH	104701	11KV ATTA TURK	3226	4609	14.85	7.69	0.57	7.11	48.2%	15.37	126.03	1.76	116.38	83.6%	11.5%	92.3%	56.8%	94.1%	52.2%
257	Larkana	Larkana City	JINNAH BAGH	104702	11KV NEW BAKRANI	197	171	0.17	1.39	0.06	1.33	-722%	1.54	23.93	0.01	0.17	0.7%	1%	0.7%	94.2%	94.7%	94.2%
258	Larkana	Larkana City	JINNAH BAGH	104703	11KV TUBEWELL	263	356	3.57	1.83	0.06	1.78	48.6%	1.55	29.72	0.04	0.49	1.7%	2.6%	1.6%	99.1%	98.7%	99.2%
259	Larkana	Larkana City	JINNAH BAGH	104705	11KV NEW ALLAH ABAD	2055	2823	13.48	3.82	0.69	3.12	71.7%	18.80	50.33	10.33	34.23	64.5%	54.9%	68.0%	81.7%	84.4%	80.7%
260	Larkana	Larkana City	JINNAH BAGH	104710	11KV EXPRESS	1736	3056	9.39	8.03	0.95	7.09	14.5%	27.45	127.09	29.17	61.00	58.3%	106.3%	48.0%	50.1%	9.1%	58.9%
261	Larkana	Larkana City	EMPIRE ROAD	11803	11KV TUBE WELL-4	791	2415	4.02	7.30	0.05	7.25	-82%	1.54	155.77	1.35	14.76	10.2%	87.7%	9.5%	81.4%	-59.3%	82.8%
262	Larkana	Larkana City	EMPIRE ROAD	11811	11KV BAHAR PUR	3052	4282	12.97	13.28	0.66	12.62	-2.4%	15.55	232.45	0.70	45.38	18.6%	4.5%	19.5%	81.0%	95.4%	80.0%
263	Larkana	Larkana City	EMPIRE ROAD	11814	11KV NEW MURAD WAHAN	1550	2580	16.11	5.29	0.12	5.17	67.2%	3.19	86.31	3.06	27.33	34.0%	95.9%	31.7%	88.8%	68.5%	89.6%
264	Larkana	Larkana City	EMPIRE ROAD	11815	11KV EMPIRE ROAD	211	895	6.31	0.66	0.00	0.66	89.5%	0.02	13.81	0.06	3.96	29.0%	300.0%	28.7%	97.0%	68.5%	97.0%
265	Larkana	Larkana City	EMPIRE ROAD	31506	22KV TUBE WELL-1	735	1290	1.08	5.23	0.22	5.01	-385%	6.26	97.11	4.21	6.58	10.4%	67.3%	6.8%	49.4%	-226.0%	67.2%
266	Larkana	Larkana City	EMPIRE ROAD	31512	11KV CITY-3	1729	2103	9.45	3.25	0.01	3.25	65.6%	0.18	47.37	0.27	21.70	46.2%	150.0%	45.8%	84.1%	48.4%	84.2%
267	Larkana	Larkana City	EMPIRE ROAD	104704	11KV MURAD WAHAN	2139	3139	17.50	7.52	0.02	7.50	57.1%	0.90	116.06	0.66	29.69	26.0%	73.3%	25.6%	88.9%	68.5%	89.0%
268	Larkana	Larkana City	EMPIRE ROAD	114601	11KV RADIO PAKISTAN	1	350	0.25	0.24	0.24	0.00	5.3%	6.32	0.00	6.30	0.02	100.0%	99.7%	#DIV/0!	5.3%	5.6%	#DIV/0!
269	Larkana	Larkana City	EMPIRE ROAD	114602	11KV GEELANI MADRSAH	1732	2061	15.41	4.92	0.23	4.70	68.1%	5.46	83.18	0.94	24.46	28.7%	17.2%	29.4%	90.8%	94.5%	90.6%
270	Larkana	Larkana City	EMPIRE ROAD	114603	11KV REESHAM GALI	3307	7265	10.29	9.22	2.37	6.85	10.4%	57.99	150.07	11.25	142.73	74.0%	19.4%	95.1%	33.7%	82.6%	14.8%
271	Larkana	Larkana City	CHANDKA	11821	11KV S.M.B.B UNIVERSITY	3055	4064	10.31	6.97	0.43	6.54	32.4%	11.34	105.39	3.08	100.25	88.5%	27.2%	95.1%	40.1%	81.6%	35.7%
272	Larkana	Larkana City	CHANDKA	11823	11KV NAZAR	700	6119	8.19	10.58	9.01	1.57	-29.2%	254.12	30.17	189.81	27.02	76.3%	74.7%	89.6%	1.5%	3.5%	-15.7%
273	Larkana	Larkana City	CHANDKA	31508	11KV CITY-1	1779	3263	15.40	5.38	0.53	4.85	65.0%	14.81	81.10	5.92	33.73	41.3%	40.0%	41.6%	85.5%	86.0%	85.5%
274	Larkana	Larkana City	CHANDKA	31510	11KV AL-MURTAZA	1432	2454	13.34	5.15	1.56	3.60	61.4%	44.16	55.69	23.49	31.38	55.0%	53.2%	56.3%	78.8%	79.4%	78.2%
275	Larkana	Larkana City	CHANDKA	104709	11KV V.I.P	105	3203	7.43	5.42	4.04	1.37	27.1%	111.64	44.76	83.49	43.08	80.9%	74.8%	96.2%	41.0%	45.5%	29.8%
276	Larkana	Larkana City	CHANDKA	104711	11KV NAZAR	1977	2809	12.09	5.19	1.36	3.83	57.1%	81.26	56.17	1.99	24.83	19.5%	2.4%	44.2%	91.6%	98.9%	81.0%
277	Larkana	Larkana City	SHAIKH ZAID	11802	11KV SHEIKH ZAID	2563	4060	14.57	4.86	0.67	4.19	66.6%	33.23	75.56	14.54	58.77	67.4%	43.8%	77.8%	77.5%	85.4%	74.1%
278	Larkana	Larkana City	SHAIKH ZAID	11807	11KV WALEED	662	1284	0.65	3.69	0.07	3.62	-466.1%	2.09	56.29	0.15	3.89	6.9%	7%	6.9%	60.8%	59.4%	60.9%
279	Larkana	Larkana City	SHAIKH ZAID	11810	11KV OLD NAUDERO	1484	3113	5.59	4.51	1.80	2.71	19.4%	49.20	43.29	7.44	22.32	32.2%	15.1%	51.6%	74.1%	87.8%	58.4%
280	Larkana	Larkana City	SHAIKH ZAID	11813	11KV INDUSTRIAL	522	9380	13.08	14.71	3.11	11.60	-12.5%	87.37	277.43	68.64	254.45	88.6%	79%	91.7%	0.4%	11.7%	-3.1%
281	Larkana	Larkana City	SHAIKH ZAID	11820	11KV DHAMRAH	319	911	1.83	1.66	0.11	1.55	9.4%	2.70	30.34	1.03	18.20	58.2%	38%	60.0%	47.3%	65.4%	45.6%
282	Larkana	Larkana City	SHAIKH ZAID	11822	11KV SACHAL	2675	8586	17.00	15.70	2.18	13.52	7.7%	58.12	304.56	45.53	221.22	73.6%	78.3%	72.6%	32.1%	27.7%	32.9%
283	Larkana	Larkana City	SHAIKH ZAID	31511	11KV A.T.M	1641	3071	3.15	9.95	0.12	9.83	-216.3%	2.25	141.33	0.13	11.01	7.8%	5.8%	7.8%	75.5%	81.7%	75.4%
284	Larkana	Larkana City	SHAIKH ZAID	31514	11KV SHAIKH ZAID COLONY	770	1041	12.32	1.75	0.02	1.73	85.8%	0.47	26.89	0.59	22.13	83.0%	125.5%	82.3%	88.2%	82.2%	88.3%
285	Larkana	Larkana City	SHAIKH ZAID	31515	11KV P.T.S	1008	1543	14.20	3.65	0.16	3.49	74.3%	4.51	63.97	0.45	48.25	71.1%	10.0%	75.4%	81.7%	97.4%	80.6%

Sukkur Electric Power Company

DISTRIBUTION A T&C LOSS FEEDER WISE

Sr. No.	Circle	Division	Sub Division	Feeder Code	Name of 11 KV Feeders	No. of Connection	Sanctioned Load	Units Received (MKwh)	Units Billed (MKwh)			PROG: % Losses	Billing (Rs. In Million)		Payment (Rs. In Million)		% RECOVERY (PROGRESSIVE)			% A T&C LOSS (PROGRESSIVE)		
									Total	Govt.	Pvt:		Govt.	Pvt:	Govt.	Pvt:	Total	Govt.	Pvt.	Total	Govt.	Pvt.
286	Larkana	Shikarpur	SHIKARPUR-I	19803	11KV CITY-1	1563	3223	9.62	4.62	0.03	4.59	52.0%	0.87	68.33	0.92	29.53	44.0%	105.7%	43.2%	78.9%	49.2%	79.2%
287	Larkana	Shikarpur	SHIKARPUR-I	19816	11KV INDUSTRIAL	119	5243	10.01	7.48	0.34	7.14	25.3%	8.64	177.05	6.42	175.64	98.1%	74.3%	99.2%	26.8%	44.5%	25.9%
288	Larkana	Shikarpur	SHIKARPUR-I	19818	11KV SHAHEED ALLAH BUX	1314	1994	8.55	1.92	0.02	1.90	77.6%	0.44	25.91	0.58	13.88	54.9%	131.8%	53.6%	87.7%	70.4%	88.0%
289	Larkana	Shikarpur	SHIKARPUR-I	19819	11KV SHAHI BAZAR	1436	1914	7.47	2.82	0.00	2.82	62.2%	0.00	39.58	0.00	26.96	68.1%	#DIV/0!	68.1%	74.3%	#DIV/0!	74.3%
290	Larkana	Shikarpur	SHIKARPUR-I	19820	11KV HATHI DAR	3663	5313	12.48	9.69	0.29	9.40	22.4%	7.77	155.65	1.43	116.15	72.0%	18.4%	74.6%	44.1%	85.7%	42.1%
291	Larkana	Shikarpur	SHIKARPUR-I	28101	11KV SULTAN KOT	415	993	3.25	2.22	0.00	2.22	31.5%	0.13	28.82	0.15	2.16	8.0%	115.4%	7.5%	94.5%	21.0%	94.9%
292	Larkana	Shikarpur	SHIKARPUR-I	28102	11KV VAKRO	1056	1679	7.21	5.99	0.00	5.98	17.0%	0.12	89.52	0.11	2.09	2.5%	91.7%	2.3%	98.0%	23.9%	98.1%
293	Larkana	Shikarpur	SHIKARPUR-I	28103	11KV NEW SULTANKOT	1030	1514	8.00	6.71	0.05	6.66	16.1%	1.49	96.10	1.62	18.82	21.0%	109%	19.6%	82.4%	8.7%	83.6%
294	Larkana	Shikarpur	SHIKARPUR-I	28104	11KV MIAN JO GOTH	1004	1915	9.63	6.65	0.03	6.62	31.0%	1.01	111.56	1.19	20.98	19.7%	117.8%	18.8%	86.4%	18.7%	87.0%
295	Larkana	Shikarpur	SHIKARPUR-II	19802	11KV CITY-II	1958	5022	17.45	10.29	4.45	5.84	41.1%	112.37	102.47	34.64	78.15	52.5%	30.8%	76.3%	69.1%	81.8%	55.0%
296	Larkana	Shikarpur	SHIKARPUR-II	19804	11KV CITY-III	4525	6221	13.85	9.85	0.42	9.44	28.9%	11.09	140.67	12.55	88.26	66.4%	113.2%	62.7%	52.7%	19.5%	55.4%
297	Larkana	Shikarpur	SHIKARPUR-II	19808	11KV SITE AREA (TW-2)	45	1699	3.42	2.53	0.24	2.29	25.9%	6.47	50.80	9.39	50.48	104.5%	145.1%	99.4%	22.5%	-7.5%	26.4%
298	Larkana	Shikarpur	SHIKARPUR-II	19810	11KV GARHI YASEEN	3436	5882	12.99	9.03	0.23	8.80	30.5%	6.21	129.11	6.44	75.54	60.6%	103.7%	58.5%	57.9%	27.9%	59.3%
299	Larkana	Shikarpur	SHIKARPUR-II	19815	11KV CITY-4	586	2877	8.80	3.27	0.74	2.53	62.8%	21.15	57.04	22.70	49.03	91.7%	107.3%	86.0%	65.9%	60.1%	68.0%
300	Larkana	Shikarpur	SHIKARPUR-II	19817	11KV SHAHI BAGH	8	797	11.45	0.87	0.09	0.77	92.4%	2.43	19.07	2.96	19.58	104.8%	121.8%	102.7%	92.1%	90.8%	92.2%
301	Larkana	Shikarpur	SHIKARPUR-II	19821	11KV SADDAR	326	349	10.73	0.56	0.00	0.56	94.8%	0.00	7.67	0.00	3.39	44.2%	#DIV/0!	44.2%	97.7%	#DIV/0!	97.7%
302	Larkana	Shikarpur	SHIKARPUR-II	19822	11KV LAKHI DAR	2337	4571	12.85	8.36	2.56	5.81	34.9%	68.88	103.82	18.99	83.82	59.5%	27.6%	80.7%	61.3%	82.1%	47.5%
303	Larkana	Shikarpur	SHIKARPUR-II	82702	11KV TV BOOSTER	22	2926	2.61	2.01	0.43	1.57	23.2%	10.49	36.79	10.45	36.36	99.0%	99.6%	98.8%	23.9%	23.5%	24.1%
304	Larkana	Shikarpur	SHIKARPUR-II	82707	11KV ALIF SHAH SHAHEED	780	1391	0.00	2.79	0.05	2.74	0%	1.76	39.50	1.87	3.13	12.1%	106.3%	7.9%	87.9%	-6.3%	92.1%
305	Larkana	Shikarpur	LAKHI	19806	11KV LAKHI	3399	4614	9.02	10.97	5.63	5.34	-21.6%	74.34	60.67	1.70	12.10	10.2%	2.3%	19.9%	87.6%	97.2%	75.8%
306	Larkana	Shikarpur	LAKHI	19813	11KV WAZIRABAD	1516	5375	10.16	3.40	0.81	2.59	66.5%	23.06	53.39	18.29	47.87	86.5%	79.3%	89.7%	71.0%	73.5%	70.0%
307	Larkana	Shikarpur	LAKHI	20409	11KV BAGERJI	1533	2029	9.59	4.30	0.00	4.30	55.2%	0.28	44.31	0.21	9.84	22.6%	75.0%	22.2%	89.9%	66.4%	90.0%
308	Larkana	Shikarpur	LAKHI	20412	11KV BAGARJI-II	876	2354	3.35	3.76	0.01	3.75	-12.2%	0.38	65.88	0.32	47.77	72.6%	84.2%	72.5%	18.5%	5.5%	18.6%
309	Larkana	Shikarpur	LAKHI	113003	11KV NEW CHAK	1799	1870	10.83	4.52	0.01	4.51	58.3%	0.33	54.77	0.42	19.56	36.3%	127.3%	35.7%	84.9%	46.9%	85.1%
310	Larkana	Shikarpur	LAKHI	123301	11KV LAKHI NEW			4.21	0.66	0.06	0.61	84.2%	1.76	14.01	1.54	10.10	73.8%	87.5%	72.1%	88.3%	86.2%	88.6%
311	Larkana	Shikarpur	KHANPUR	19801	11KV CHAK	514	1055	1.92	1.18	0.13	1.05	38.5%	3.72	13.34	0.92	1.03	11.5%	24.7%	7.7%	92.9%	84.8%	95.2%
312	Larkana	Shikarpur	KHANPUR	19805	11KV KHANPUR	3011	5368	12.47	4.93	0.18	4.75	60.5%	4.81	85.81	5.04	78.80	92.5%	104.8%	91.8%	63.5%	58.6%	63.7%
313	Larkana	Shikarpur	KHANPUR	19814	11KV AZAD	1211	1563	2.67	2.59	0.02	2.56	3.1%	0.78	29.39	0.72	3.52	14.0%	92.3%	12.0%	86.4%	10.6%	88.4%
314	Larkana	Shikarpur	KHANPUR	55705	11KV PARKO	1019	3809	4.21	3.30	0.01	3.29	21.8%	0.32	41.27	0.36	7.41	18.7%	112.5%	18.0%	85.4%	12.0%	86.0%
315	Larkana	Shikarpur	KHANPUR	82701	11KV LODRA	1091	1874	2.40	1.05	0.02	1.04	56.0%	0.64	13.78	1.07	2.00	21.3%	167.2%	14.5%	90.6%	26.4%	93.6%
316	Larkana	Shikarpur	KHANPUR	89801	132KV EXPRESS PARCO	1	6000	14.50	14.50	0.00	14.50	0.0%	0.00	327.43	0.00	324.69	99.2%	#DIV/0!	99.2%	0.8%	#DIV/0!	0.8%
317	Larkana	Shikarpur	KHANPUR	113001	11KV MEHMOOD-A-BAGH	600	649	1.06	0.93	0.05	0.88	11.4%	1.54	14.65	1.16	8.76	61.3%	75.3%	59.8%	45.7%	33.3%	47.0%
318	Larkana	Shikarpur	KHANPUR	113002	11KV RUSTAM	1562	1750	2.71	2.45	0.04	2.41	9.5%	1.24	39.23	1.23	37.68	96.1%	99.2%	96.0%	13.0%	10.2%	13.1%
319	Larkana	Shikarpur	GARIYASEEN	106401	11KV GARHI YASEEN	1281	3996	9.38	4.68	0.60	4.08	50.2%	16.64	58.66	18.50	31.15	65.9%	111.2%	53.1%	67.1%	44.6%	73.5%
320	Larkana	Shikarpur	GARIYASEEN	106402	11KV SON WAH	1010	1320	4.03	5.23	0.07	5.17	-29.8%	2.08	61.22	2.13	1.89	6%	102.4%	3.1%	91.7%	-32.9%	96.0%

Sukkur Electric Power Company

DISTRIBUTION A T&C LOSS FEEDER WISE

Sr. No.	Circle	Division	Sub Division	Feeder Code	Name of 11 KV Feeders	No. of Connection	Sanctioned Load	Units Received (MKwh)	Units Billed (MKwh)			PROG: % Losses	Billing (Rs. In Million)		Payment (Rs. In Million)		% RECOVERY (PROGRESSIVE)			% A T&C LOSS (PROGRESSIVE)		
									Total	Govt.	Pvt:		Govt.	Pvt:	Govt.	Pvt:	Total	Govt.	Pvt.	Total	Govt.	Pvt.
321	Larkana	Shikarpur	GARIYASEEN	106403	11KV GOLO DARO	548	844	7.42	4.78	0.00	4.78	35.6%	0.08	62.24	0.05	0.64	1.1%	62.5%	1.0%	99.3%	59.8%	99.3%
322	Larkana	Shikarpur	GARIYASEEN	106404	11KV AMROT SHARIF	1826	3432	5.87	5.31	0.02	5.29	9.4%	1.21	54.40	1.20	7.24	15.2%	99.2%	13.3%	86.2%	10.1%	87.9%
323	Larkana	Shikarpur	GARIYASEEN	106405	11KV CITY-2	564	631	7.08	2.36	0.00	2.36	66.7%	0.00	26.09	0.00	4.94	19.0%	#DIV/0!	18.9%	93.7%	#DIV/0!	93.7%
324	Larkana	Shikarpur	GARIYASEEN	112503	11KV ———	286	301	2.06	1.02	0.00	1.02	50.2%	0.01	11.39	0.02	2.41	21.3%	200.0%	21.2%	89.4%	0.5%	89.5%
325	Larkana	Jacobabad	JACOBABAD-I	29102	11KV CITY-1	4429	8901	13.11	12.95	2.20	10.75	1.2%	58.08	218.87	37.92	169.54	74.9%	65.3%	77.5%	26.0%	35.5%	23.5%
326	Larkana	Jacobabad	JACOBABAD-I	29104	11KV CITY-3	1943	7968	11.95	10.39	0.51	9.88	13.0%	14.13	204.92	3.91	107.26	50.8%	27.7%	52.3%	55.8%	75.9%	54.5%
327	Larkana	Jacobabad	JACOBABAD-I	29107	11KV HOSPITAL FEEDER	1188	3064	11.64	4.14	0.72	3.42	64.4%	19.93	52.83	10.64	22.63	45.7%	53.4%	42.8%	83.7%	81.0%	84.7%
328	Larkana	Jacobabad	JACOBABAD-I	29111	11KV EXPRESS	1278	3137	8.62	5.67	1.07	4.61	34.2%	28.13	74.99	18.52	32.23	49.2%	65.8%	43.0%	67.6%	56.7%	71.7%
329	Larkana	Jacobabad	JACOBABAD-I	29115	11KV CITY-6	1572	2142	11.39	3.68	0.03	3.65	67.7%	0.66	42.64	0.25	9.90	23.4%	37.9%	23.2%	92.4%	87.8%	92.5%
330	Larkana	Jacobabad	JACOBABAD-I	29116	11KV CITY-7/SHAH LATIF	1474	3155	5.53	4.87	1.42	3.45	11.9%	38.69	78.50	36.68	54.93	78.2%	94.8%	70.0%	31.1%	16.5%	38.3%
331	Larkana	Jacobabad	JACOBABAD-I	29117	11KV INDUS	433	555	9.06	1.07	0.00	1.07	88.2%	0.00	18.71	0.00	2.74	14.7%	#DIV/0!	14.6%	98.3%	#DIV/0!	98.3%
332	Larkana	Jacobabad	JACOBABAD-I	112401	11KV ABAD	615	1587	3.27	5.07	0.02	5.05	-55.2%	0.54	92.12	0.62	9.01	10.4%	115%	9.8%	83.9%	-78.2%	84.8%
333	Larkana	Jacobabad	JACOBABAD-I	112402	11KV CITY-4	821	3303	9.74	6.73	0.25	6.48	30.9%	6.64	132.47	8.51	53.75	44.8%	128%	40.6%	69.1%	11.4%	72.0%
																					55.2%	
334	Larkana	Jacobabad	JACOBABAD-II	29103	11KV CITY-2	2177	3047	7.30	4.97	0.19	4.78	31.9%	5.49	58.93	1.14	25.99	42.1%	20.8%	44.1%	71.3%	85.9%	70.0%
335	Larkana	Jacobabad	JACOBABAD-II	29105	11KV M.DAD	906	2546	0.88	4.24	0.00	4.24	-379.2%	0.12	61.33	0.01	5.95	9.7%	8.3%	9.7%	53.5%	60.1%	54%
336	Larkana	Jacobabad	JACOBABAD-II	29106	11KV M.PUR	798	1799	6.03	3.59	0.00	3.59	40.5%	0.26	60.30	0.88	11.58	20.6%	338.5%	19.2%	87.8%	-101.4%	88.6%
337	Larkana	Jacobabad	JACOBABAD-II	29108	11KV P.A.F	1	491	0.00	0.73	0.73	0.00	0.0%	21.64	0.00	20.35	0.00	94.0%	94.0%	#DIV/0!	6.0%	6.0%	#DIV/0!
338	Larkana	Jacobabad	JACOBABAD-II	29109	11KV PIR BUKHARI	1821	4024	7.87	4.82	1.79	3.03	38.7%	46.32	54.61	13.52	45.20	58.2%	29.2%	82.8%	64.4%	82.1%	49.3%
339	Larkana	Jacobabad	JACOBABAD-II	29112	11KV SHAHBAZ	2658	4643	11.43	8.92	0.13	8.79	21.9%	3.81	129.27	5.45	40.86	34.8%	143.0%	31.6%	72.8%	-11.7%	75.3%
340	Larkana	Jacobabad	JACOBABAD-II	29114	11KV WATER SUPPLY	5	1694	1.38	0.55	0.55	0.00	60.2%	14.55	0.00	7.62	0.00	52.4%	52.4%	#DIV/0!	79.2%	79.2%	#DIV/0!
341	Larkana	Jacobabad	JACOBABAD-II	29118	11KV CITY-8	753	2173	7.80	2.64	0.25	2.39	66.1%	6.92	42.16	0.23	22.28	45.9%	3.3%	52.8%	84.5%	98.9%	82.1%
342	Larkana	Jacobabad	JACOBABAD-II	29119	11KV J.I.M.S	1	499	0.92	0.67	0.67	0.00	26.9%	19.87	0.00	15.69	0.05	79.2%	79.0%	#DIV/0!	42.0%	42.2%	#DIV/0!
343	Larkana	Jacobabad	JACOBABAD-II	29120	11KV SHAH LATIF	875	906	12.47	1.02	0.00	1.02	91.9%	0.00	12.45	0.00	7.91	63.6%	#DIV/0!	63.5%	94.8%	#DIV/0!	94.8%
344	Larkana	Jacobabad	JACOBABAD-II	45501	11KV CITY FEEDER	1146	2727	10.30	5.82	0.03	5.78	43.6%	1.17	99.60	1.20	24.18	25.2%	102.6%	24.3%	85.8%	42.1%	86.3%
345	Larkana	Jacobabad	JACOBABAD-II	45502	11KV DODA PUR	1555	2559	5.15	10.61	0.02	10.59	-106.1%	0.82	167.73	2.38	17.10	11.6%	290%	10.2%	76.2%	-498.3%	79.0%
346	Larkana	Jacobabad	JACOBABAD-II	112403	11KV MADAD PUR	937	1038	2.69	3.58	0.00	3.57	-33.0%	0.10	42.36	0.12	2.11	5.3%	120%	5.0%	93.0%	-59.6%	93.4%
347	Larkana	Jacobabad	THULL	21501	11KV CITY	3747	7315	12.64	9.12	1.24	7.88	27.8%	35.04	136.69	21.39	89.75	64.7%	61.0%	65.7%	53.3%	55.9%	52.6%
348	Larkana	Jacobabad	THULL	21502	11KV RURAL	1118	2322	1.55	6.75	0.19	6.56	-335.0%	5.65	93.75	0.87	19.81	20.8%	15.4%	21.1%	9.5%	33.0%	8.1%
349	Larkana	Jacobabad	THULL	21503	IIKV ALI SHAH	337	681	1.03	2.44	0.01	2.44	-137%	0.24	37.57	0.29	11.15	30.3%	121%	29.7%	28.3%	-186.2%	29.7%
350	Larkana	Jacobabad	THULL	21504	11KV CITY-II THUL	682	2725	13.18	3.24	0.18	3.06	75.4%	5.31	57.02	4.65	39.85	71.4%	87.6%	69.9%	82.4%	78.5%	82.8%
351	Larkana	Jacobabad	THULL	21505	IIKV MIRPUR	1848	3461	3.79	6.20	0.05	6.15	-63.6%	1.32	74.27	0.43	14.44	19.7%	32.6%	19.4%	67.8%	46.7%	68.2%
352	Larkana	Jacobabad	THULL	21506	11KV TOJ	223	301	0.80	1.07	0.00	1.07	-34.4%	0.11	15.70	0.05	1.45	9.5%	45.5%	9.2%	87.3%	38.9%	87.6%

Sukkur Electric Power Company

DISTRIBUTION A T&C LOSS FEEDER WISE

Sr. No.	Circle	Division	Sub Division	Feeder Code	Name of 11 KV Feeders	No. of Connection	Sanctioned Load	Units Received (MKwh)	Units Billed (MKwh)			PROG: % Losses	Billing (Rs. In Million)		Payment (Rs. In Million)		% RECOVERY (PROGRESSIVE)			% A T&C LOSS (PROGRESSIVE)		
									Total	Govt.	Pvt:		Govt.	Pvt:	Govt.	Pvt:	Total	Govt.	Pvt.	Total	Govt.	Pvt.
353	Larkana	Jacobabad	THULL	21507	11KV UDI	289	557	0.70	1.37	0.00	1.36	-95%	0.03	22.44	0.07	2.69	12.3%	233.3%	12.0%	76%	-353.9%	76.7%
354	Larkana	Jacobabad	THULL	21508	11KV CITY-4	317	4013	11.29	4.63	0.00	4.63	59%	0.09	106.89	0.06	93.85	87.8%	66.7%	87.8%	64%	72.7%	64.0%
355	Larkana	Jacobabad	THULL	21509	11KV CITY-3	681	808	8.47	1.85	0.07	1.77	78.2%	2.10	22.19	0.09	2.26	9.7%	4.3%	10.2%	97.9%	99.1%	97.8%
356	Larkana	Kandh Kot	KANDHKOT-I	9702	11KV CITY NO.1	2654	4525	14.52	6.38	1.10	5.29	56.0%	28.95	113.40	5.55	72.51	54.8%	19.2%	63.9%	75.9%	91.6%	71.9%
357	Larkana	Kandh Kot	KANDHKOT-I	9703	11KV CITY NO.2	4045	5662	12.58	7.45	0.69	6.76	40.8%	19.03	120.07	3.71	115.36	85.6%	19.5%	96.1%	49.3%	88.5%	43.1%
358	Larkana	Kandh Kot	KANDHKOT-I	9708	11KV CITY-III	1178	2630	5.96	6.34	3.30	3.04	-6.4%	84.37	64.65	21.11	57.03	52.4%	25.0%	88.2%	44.2%	73.4%	6.1%
359	Larkana	Kandh Kot	KANDHKOT-I	9709	11KV CITY-4	1335	1845	13.01	3.13	0.84	2.29	76.0%	23.52	40.56	2.46	29.52	49.9%	10.5%	72.8%	88.0%	97.5%	82.5%
360	Larkana	Kandh Kot	KANDHKOT-I	9710	11KV INDUSTRIAL	170	6296	13.63	7.38	1.06	6.32	45.9%	30.02	171.15	11.83	175.76	93.3%	39.4%	102.7%	49.5%	78.7%	44.4%
361	Larkana	Kandh Kot	KANDHKOT-II	9701	11KV B/PUR	966	3077	1.20	3.41	0.00	3.41	-183%	0.19	55.81	0.09	21.67	38.9%	47%	38.8%	-10.0%	-34.1%	-9.9%
362	Larkana	Kandh Kot	KANDHKOT-II	9705	11KV RASALDER	911	2003	1.06	4.63	0.70	3.92	-336%	19.65	61.93	0.78	10.45	13.8%	4.0%	16.9%	40.0%	82.7%	26%
363	Larkana	Kandh Kot	KANDHKOT-II	9706	11KV TONGWANI	1917	4848	3.27	5.52	0.33	5.19	-69%	9.45	80.80	0.21	20.44	22.9%	2.2%	25.3%	61.4%	96.2%	57%
364	Larkana	Kandh Kot	KANDHKOT-II	9707	11KV DARI	1687	3843	4.47	3.34	0.66	2.68	25.2%	19.12	35.90	1.33	11.18	22.8%	7.0%	31.1%	83.0%	94.8%	76.7%
365	Larkana	Kandh Kot	KANDHKOT-II	55701	11KV CITY	475	1301	1.24	1.41	0.25	1.16	-13.5%	6.60	20.11	0.09	8.95	33.7%	1.3%	44.5%	61.7%	98.5%	49.5%
366	Larkana	Kandh Kot	KANDHKOT-II	55702	11KV G.PUR	612	1320	2.24	1.01	0.01	0.99	55.1%	0.51	14.73	0.65	5.31	39.1%	127.5%	36.0%	82.5%	42.8%	83.8%
367	Larkana	Kandh Kot	KANDHKOT-II	55706	11KV KARAMPUR	689	1555	10.58	1.74	0.00	1.74	83.6%	0.03	32.81	0.03	23.44	71.5%	100%	71.4%	88.3%	83.6%	88.3%
368	Larkana	Kandh Kot	KANDHKOT-II	55708	11KV NASARULLAH KHAN	24	35	0.38	0.08	0.00	0.08	78.6%	0.00	1.77	0.01	0.66	37.4%	#DIV/0!	37.3%	92.0%	#DIV/0!	92.0%
369	Larkana	Kandh Kot	KANDHKOT-II	55709	11KV GHOUSPUR CITY	38	803	1.01	0.87	0.43	0.44	13.9%	11.94	9.31	0.32	7.53	37.0%	2.7%	80.9%	68.2%	97.7%	30.3%
370	Larkana	Kandh Kot	KANDHKOT-II	110501	11KV ZOR GARH	317	302	1.28	1.50	0.13	1.37	-16.8%	3.64	18.92	0.01	0.57	2.6%	0.3%	3.0%	97.0%	99.7%	96.5%
371	Larkana	Kandh Kot	KANDHKOT-II	110502	11KV BADANI CITY	613	730	5.09	1.55	0.00	1.55	69.5%	0.08	22.40	0.03	7.31	32.7%	37.5%	32.6%	90.0%	88.6%	90.0%
372	Larkana	Kandh Kot	KANDHKOT-II	120201	11KV GHOUSPUR CITY	1587	3133	11.37	1.92	0.01	1.92	83.1%	0.24	39.38	0.24	36.86	93.6%	100.0%	93.6%	84.2%	83.1%	84.2%
373	Larkana	Kandh Kot	KANDHKOT-II	120202	11KV GHOSEPUR (RURAL)	0	0	1.92	0.00	0.00	0.00	100.0%	0.00	0.00	0.00	0.00	0.0%	#DIV/0!	#DIV/0!	100.0%	#DIV/0!	#DIV/0!
374	Larkana	Kandh Kot	KASHMORE	45701	11KV KASHMORE CITY	2333	3781	19.09	8.26	4.46	3.80	56.7%	117.15	78.55	15.28	72.90	45.1%	13.0%	92.8%	80.5%	94.4%	59.8%
375	Larkana	Kandh Kot	KASHMORE	45702	11KV GTPS COLONY	830	6728	17.13	4.82	0.63	4.19	71.9%	17.63	97.26	9.40	97.48	93.0%	53.3%	100.2%	73.8%	85.0%	71.8%
376	Larkana	Kandh Kot	KASHMORE	45703	11KV KHOSO	1475	2327	2.98	1.59	0.02	1.57	46.7%	0.74	26.03	0.65	19.73	76.1%	88%	75.8%	59.4%	53.2%	60%
377	Larkana	Kandh Kot	KASHMORE	45704	11KV ARMY	1	300	3.02	4.40	4.40	0.00	-45.8%	115.68	0.00	91.28	0.00	78.9%	78.9%	#DIV/0!	-15.0%	-15.0%	#DIV/0!
378	Larkana	Kandh Kot	KASHMORE	45705	11KV CITY-2 KASHMOOR	923	3653	9.43	7.77	4.56	3.21	17.6%	122.08	68.85	75.64	66.63	74.5%	62.0%	96.8%	38.6%	49.0%	20.3%
379	Larkana	Kandh Kot	KASHMORE	45706	11KV GUDDU	685	1510	10.25	2.12	0.14	1.98	79.3%	3.61	33.56	2.04	31.84	91.2%	56.5%	94.9%	81.2%	88.3%	80.4%
380	Larkana	Kandh Kot	KASHMORE	45707	11KV INDUSTRIAL	595	4794	16.72	5.02	0.48	4.54	70.0%	12.92	112.74	0.34	116.50	93.0%	2.6%	103.3%	72.1%	99.2%	68.9%
381	Larkana	Kandh Kot	KASHMORE	73201	11KV GUDDU POWER HOUSE	1	1920	1.84	8.04	8.04	0.00	-338%	219.39	0.00	249.97	0.92	114.4%	113.9%	#DIV/0!	-401.1%	-399.2%	#DIV/0!
382	Larkana	Kandh Kot	KASHMORE	73202	11KV COLONY-I	3	3602	2.19	15.00	15.00	0.00	-586%	387.64	0.00	359.85	1.30	93.2%	92.8%	#DIV/0!	-539.2%	-536.9%	#DIV/0!
383	Larkana	Kandh Kot	KASHMORE	73203	11KV COLONY-II	1	2200	2.15	12.62	12.62	0.00	-486%	323.67	0.00	300.16	1.16	93.1%	92.7%	#DIV/0!	-447.5%	-445.4%	#DIV/0!
384	Larkana	Kandh Kot	KASHMORE	73204	11KV GUDDU BARRAGE	234	379	0.00	0.40	0.34	0.05	0%	9.80	0.87	10.89	0.46	106.4%	111.1%	52.9%	-6.4%	-11.1%	47.1%

Sukkur Electric Power Company

DISTRIBUTION A T&C LOSS FEEDER WISE

Sr. No.	Circle	Division	Sub Division	Feeder Code	Name of 11 KV Feeders	No. of Connection	Sanctioned Load	Units Received (MKwh)	Units Billed (MKwh)			PROG: % Losses	Billing (Rs. In Million)		Payment (Rs. In Million)		% RECOVERY (PROGRESSIVE)			% A T&C LOSS (PROGRESSIVE)		
									Total	Govt.	Pvt:		Govt.	Pvt:	Govt.	Pvt:	Total	Govt.	Pvt.	Total	Govt.	Pvt.
385	Larkana	Kandh Kot	KASHMORE	73205	11KV PPL FEEDER	1	469	1.14	1.86	0.00	1.86	-63%	0.00	47.26	0.00	47.26	100.0%	#DIV/0!	100.0%	-62.9%	#DIV/0!	-62.9%
386	Larkana	Kandh Kot	KASHMORE	110503	11 KV AZEEM	433	753	1.89	0.28	0.00	0.28	85.2%	0.00	2.98	0.01	0.67	22.5%	#DIV/0!	22.5%	96.7%	#DIV/0!	96.7%
387	Larkana	Kandh Kot	KASHMORE	110504	11 KV BUXAPUR CITY	593	1010	8.30	1.09	0.11	0.98	86.9%	3.17	18.85	1.08	15.12	73.6%	34.1%	80.2%	90.3%	95.5%	89.5%
388	Larkana	Larkana Rural	NASEERABAD	82001	11KV NASEERABAD	1706	5411	9.08	11.07	0.18	10.89	-21.9%	5.44	223.30	4.64	88.36	40.7%	85.3%	39.6%	50.5%	-3.9%	51.8%
389	Larkana	Larkana Rural	NASEERABAD	82002	11KV BADAH	355	722	0.03	0.17	0.00	0.17	-544%	0.04	4.17	0.04	3.22	77.4%	100%	77.2%	-398.2%	-544.1%	-397.4%
390	Larkana	Larkana Rural	NASEERABAD	82003	11KV DERA	1289	1814	2.69	1.78	0.01	1.77	33.8%	0.31	27.22	0.34	8.74	33.0%	110%	32.1%	78.2%	27.4%	78.7%
391	Larkana	Larkana Rural	NASEERABAD	82004	IIKV NEW ATM	194	302	0.47	0.01	0.00	0.01	97.9%	0.01	0.43	0.00	0.19	41.4%	0.0%	44.2%	99.1%	100.0%	99.1%
392	Larkana	Larkana Rural	NASEERABAD	82005	IIKV KANDHRA	662	490	0.00	0.01	0.00	0.01	0.0%	0.01	0.76	0.00	0.01	0.8%	0%	1.3%	99.2%	100.0%	98.7%
393	Larkana	Larkana Rural	NASEERABAD	82006	11KV BADEH CITY	2708	5453	13.15	7.84	0.22	7.61	40.4%	5.56	129.10	9.42	52.77	46.2%	169.4%	40.9%	72.5%	-1.0%	75.6%
394	Larkana	Larkana Rural	NASEERABAD	82007	11KV NASEERABAD CITY-2	883	2424	6.30	2.52	0.10	2.42	60.0%	2.82	51.32	4.36	42.91	87.3%	154.6%	83.6%	65.1%	38.1%	66.5%
395	Larkana	Larkana Rural	RATO DERO	17201	11KV CITY	1087	2731	7.91	4.75	0.09	4.65	40.0%	2.64	96.73	3.97	60.18	64.6%	150.4%	62.2%	61.3%	9.8%	62.7%
396	Larkana	Larkana Rural	RATO DERO	17202	11KV MADIJI	360	764	0.00	1.51	0.00	-1.51	79267%	0.02	32.69	0.00	3.44	10.5%	0.0%	10.5%	-8257.4%	100.0%	8430.9%
397	Larkana	Larkana Rural	RATO DERO	17203	11KV NAUDERO	511	1236	4.38	2.20	0.00	2.19	49.9%	0.26	43.90	0.30	5.11	12.3%	115.4%	11.6%	93.9%	42.2%	94.2%
398	Larkana	Larkana Rural	RATO DERO	17204	11KV TUBE WELL-1	1244	2093	1.33	1.15	0.00	1.15	13.2%	0.26	15.81	0.08	4.39	27.8%	30.8%	27.8%	75.8%	73.3%	75.9%
399	Larkana	Larkana Rural	RATO DERO	17205	11KV TUBE WELL-2	445	1149	1.54	2.08	0.02	2.06	-35.1%	0.70	44.73	0.41	1.33	3.8%	58.6%	3.0%	94.8%	20.9%	96.0%
400	Larkana	Larkana Rural	RATO DERO	17206	11KV TUBE WELL-3	692	1241	0.88	2.57	0.01	2.57	-191.3%	0.44	47.19	0.32	2.25	5.4%	72.7%	4.8%	84.3%	-111.8%	86.1%
401	Larkana	Larkana Rural	RATO DERO	17207	11KV NABI SHAH WAGAN	484	657	1.21	2.28	0.00	2.27	-88%	0.04	49.21	0.03	1.60	3.3%	75%	3.3%	93.8%	-41.2%	93.9%
402	Larkana	Larkana Rural	RATO DERO	17208	11KV CITY-II	644	1799	8.12	4.73	0.17	4.55	41.8%	5.56	90.41	7.43	35.03	44.2%	133.6%	38.7%	74.3%	22.3%	77.5%
403	Larkana	Larkana Rural	RATO DERO	17209	11KV BUNGULDERO	702	1363	6.59	4.79	0.04	4.75	27.3%	1.09	76.10	1.57	16.94	24.0%	144.0%	22.3%	82.6%	-4.7%	83.8%
404	Larkana	Larkana Rural	RATO DERO	17210	IIKV MADEJI-2	681	1813	8.08	3.98	0.08	3.89	50.8%	2.55	76.06	1.48	21.60	29.4%	58.0%	28.4%	85.5%	71.4%	86.0%
405	Larkana	Larkana Rural	RATO DERO	17211	IIKV CITY-3	1481	2253	15.23	9.22	0.00	9.22	39.4%	0.05	154.48	0.04	37.96	24.6%	80.0%	24.6%	85.1%	51.5%	85.1%
406	Larkana	Larkana Rural	RATO DERO	17212	IIKV CITY-4	1011	1341	13.52	7.44	0.26	7.18	45.0%	7.47	125.90	8.05	21.76	22.4%	107.8%	17.3%	87.7%	40.7%	90.5%
407	Larkana	Larkana Rural	RATO DERO	112501	11KV MADEJI CITY	1305	3210	9.86	6.89	0.11	6.78	30.2%	3.13	128.44	3.26	33.50	27.9%	104.2%	26.1%	80.5%	27.3%	81.8%
408	Larkana	Larkana Rural	RATO DERO	112502	11KV TARAI	589	752	5.80	4.32	0.02	4.30	25.6%	0.51	83.12	0.52	1.03	1.9%	102.0%	1.2%	98.6%	24.1%	99.1%
409	Larkana	Larkana Rural	MOEN-JO-DARO	26801	11KV DOKRI	3099	6179	11.27	9.92	0.88	9.04	11.9%	112.23	155.17	27.82	83.60	41.7%	24.8%	53.9%	63.3%	78.2%	52.6%
410	Larkana	Larkana Rural	MOEN-JO-DARO	26802	11KV COLONY	1683	2339	5.58	5.38	0.26	5.12	3.6%	7.80	71.76	1.64	19.04	26.0%	21.0%	26.5%	74.9%	79.7%	74.4%
411	Larkana	Larkana Rural	MOEN-JO-DARO	26803	11KV BAKRANI	1530	2422	3.75	2.71	0.08	2.62	27.8%	2.27	36.45	2.51	15.98	47.8%	110.6%	43.8%	65.5%	20.2%	68.4%
412	Larkana	Larkana Rural	MOEN-JO-DARO	26804	IIKV CADET COLLEGE	123	763	1.04	0.68	0.00	0.68	34.9%	0.00	6.58	0.00	6.73	102.3%	#DIV/0!	102.3%	33.4%	#DIV/0!	33.4%
413	Larkana	Larkana Rural	MOEN-JO-DARO	26805	11KV GARELO	1685	2072	2.70	2.68	0.00	2.68	0.7%	0.33	31.55	0.27	6.46	21.1%	81.8%	20.5%	79.1%	18.8%	79.7%
414	Larkana	Larkana Rural	MOEN-JO-DARO	26806	11KV GUDD	206	364	2.50	0.58	0.02	0.56	76.6%	0.62	7.59	0.69	2.19	35.1%	111.3%	28.9%	91.8%	74.0%	93.3%
415	Larkana	Larkana Rural	MOEN-JO-DARO	26807	11KV AIR PORT DOKRI	1	146	0.12	0.11	0.11	0.00	6.5%	3.47	0.00	3.46	0.01	100%	99.7%	#DIV/0!	6.5%	6.8%	#DIV/0!
416	Larkana	Larkana Rural	MOEN-JO-DARO	26808	11KV S.M.B.B.M. U	2	1346	0.18	0.19	0.18	0.01	-8.6%	5.32	0.22	4.69	0.22	88.6%	88.2%	100.0%	3.8%	4.3%	-8.6%
417	Larkana	Larkana Rural	MOEN-JO-DARO	104706	11KV FARID ABAD	161	593	3.07	0.80	0.01	0.79	73.9%	0.46	14.04	0.50	7.12	52.5%	108.7%	50.7%	86.3%	71.6%	86.8%
418	Larkana	Larkana Rural	MOEN-JO-DARO	104708	11KV ALI ABAD	957	1205	5.17	1.68	0.01	1.67	67.6%	0.32	21.23	0.46	10.20	49.5%	143.8%	48.0%	84.0%	53.4%	84.4%
419	Larkana	Larkana Rural	NAU DERO	74201	11KV NAUDERO	1431	2552	12.01	8.13	1.28	6.85	32.3%	37.39	117.39	3.43	40.85	28.6%	9.2%	34.8%	80.6%	93.8%	76.4%
420	Larkana	Larkana Rural	NAU DERO	74202	11KV GARHI KHUDA	1066	2593	4.50	3.24	0.35	2.90	27.9%	10.22	44.33	7.59	3.93	21.1%	74.3%	8.9%	84.8%	46.4%	93.6%
421	Larkana	Larkana Rural	NAU DERO	74203	11KV IZAT-JI-WANDH	734	1898	2.78	2.30	0.39	1.91	17.3%	11.31	32.49	11.01	3.44	33.0%	97.3%	10.6%	72.7%	19.5%	91.2%
422	Larkana	Larkana Rural	NAU DERO	74204	11KV SHEED BANZIR BHUTTO	160	672	3.69	0.77	0.19	0.58	79.1%	5.39	9.65	7.13	1.47	57.2%	132.3%	15.2%	88.0%	72.3%	96.8%
423	Larkana	Larkana Rural	NAU DERO	74205	11KV CITY-2	1044	3129	11.59	8.44	0.39	8.05	27.2%	11.46	162.67	11.75	52.09	36.7%	102.5%	32.0%	73.3%	25.4%	76.7%
424	Larkana	Larkana Rural	NAU DERO	105201	11KV CITY-3	664	993	5.16	2.25	0.09	2.16	58.4%	2.67	24.93	2.43	4.24	24.2%	91%	17.0%	89.5%	60.3%	92.6%

Sukkur Electric Power Company

DISTRIBUTION A T&C LOSS FEEDER WISE

Sr. No.	Circle	Division	Sub Division	Feeder Code	Name of 11 KV Feeders	No. of Connection	Sanctioned Load	Units Received (MKwh)	Units Billed (MKwh)			PROG: % Losses	Billing (Rs. In Million)		Payment (Rs. In Million)		% RECOVERY (PROGRESSIVE)			% A T&C LOSS (PROGRESSIVE)		
									Total	Govt.	Pvt:		Govt.	Pvt:	Govt.	Pvt:	Total	Govt.	Pvt.	Total	Govt.	Pvt.
425	Larkana	Larkana Rural	NAU DERO	105203	11KV NAUDERO	6	345	0.16	0.20	0.01	0.19	-19.4%	0.18	4.79	0.27	4.79	101.8%	150.0%	100.0%	-21.6%	-79.1%	-19.4%
426	Larkana	Larkana Rural	NAU DERO	105204	11KV CITY-4	306	355	2.97	1.27	0.00	1.27	57.2%	0.01	18.11	0.00	2.76	15.2%	0.0%	15.2%	93.5%	100.0%	93.5%
427	Dadu	Dadu	DADU-I	40802	11KV DADU-2	4867	4477	12.20	6.55	1.93	4.62	46.3%	53.80	84.63	55.47	61.34	84.4%	103.1%	72.5%	54.7%	44.6%	61.1%
428	Dadu	Dadu	DADU-I	40806	11KV TALTI	2371	2353	1.86	6.15	0.00	6.14	-230%	0.32	109.94	0.26	4.14	4.0%	81%	3.8%	86.8%	-168.0%	87.6%
429	Dadu	Dadu	DADU-I	40812	11KV DADU-CITY-3	3872	4729	13.99	6.83	0.70	6.14	51.2%	20.27	108.16	4.52	79.99	65.8%	22.3%	74.0%	67.9%	89.1%	63.9%
430	Dadu	Dadu	DADU-I	40815	11KV City-4	2339	4404	12.61	6.46	0.84	5.62	48.8%	21.90	77.24	4.49	49.96	54.9%	20.5%	64.7%	71.9%	89.5%	66.9%
431	Dadu	Dadu	DADU-I	40816	11KV GARIBABAD CITY	3187	5063	17.66	7.10	0.66	6.44	59.8%	17.21	87.39	14.52	55.77	67.2%	84.4%	63.8%	73.0%	66.1%	74.3%
432	Dadu	Dadu	DADU-I	40817	11KV USTAD BUKHARI	1669	2916	10.48	5.83	0.58	5.25	44.3%	14.10	81.57	3.69	48.22	54.3%	26.2%	59.1%	69.8%	85.4%	67.1%
433	Dadu	Dadu	DADU-II	40801	11KV DADU-1	2268	2003	8.55	4.30	0.10	4.19	49.7%	2.07	78.06	0.47	45.87	57.8%	22.7%	58.8%	70.9%	88.6%	70.5%
434	Dadu	Dadu	DADU-II	40803	11KV PHULJI	2129	3978	6.82	5.22	0.07	5.15	23.5%	1.85	66.88	2.18	25.11	39.7%	117.8%	37.5%	69.6%	9.8%	71.3%
435	Dadu	Dadu	DADU-II	40809	11KV SUI GAS	1899	3457	9.54	6.37	0.37	6.00	33.2%	8.93	76.85	4.96	24.84	34.8%	55.5%	32.3%	76.8%	62.9%	78.4%
436	Dadu	Dadu	DADU-II	40813	11KV SHAHEED MAKHDOOM BILAWAL	1893	2301	1.93	4.78	0.01	4.77	-147%	0.58	69.24	0.69	8.73	13.5%	119.0%	12.6%	66.6%	-194.3%	68.8%
437	Dadu	Dadu	DADU-II	40814	11KV EXPRESS	471	4645	12.42	9.09	3.58	5.51	26.8%	102.21	120.43	92.32	102.77	87.6%	90.3%	85.3%	35.9%	33.9%	37.6%
438	Dadu	Dadu	DADU-II	40818	11KV DISTRICTJAIL	3	146	0.38	0.35	0.35	0.00	7.5%	9.78	0.00	10.94	0.00	111.9%	111.9%	#DIV/0!	-3.5%	-3.5%	#DIV/0!
439	Dadu	Dadu	DADU-II	40819	11KV MANZOR SAKHIRANI	1068	1452	2.73	3.58	0.10	3.48	-31.2%	2.99	41.87	3.36	8.54	26.5%	112.4%	20.4%	65.2%	-47.5%	73.2%
440	Dadu	Dadu	DADU-II	40822	11KV NEW INDUSTRIAL	18	682	1.78	1.41	0.06	1.35	20.8%	1.64	35.95	1.88	35.89	100.5%	114.6%	99.8%	20.4%	9.2%	20.9%
441	Dadu	Dadu	DADU-II	40823	11KV CITY-5	1415	1941	11.04	4.96	0.10	4.86	55.1%	2.75	69.76	0.87	26.04	37.1%	31.6%	37.3%	83.3%	85.8%	83.2%
442	Dadu	Dadu	DADU-II	40824	11KV AL- SHAHBAZ	1774	2558	11.03	5.68	0.11	5.57	48.5%	3.25	78.59	0.56	43.95	54.4%	17.2%	55.9%	72.0%	91.1%	71.2%
443	Dadu	Dadu	JOHIEE	55403	11KV HAJI KHAN	1138	1331	2.73	2.53	0.21	2.32	7.1%	4.25	27.91	0.45	7.06	23.4%	10.6%	25.3%	78.3%	90.2%	76.5%
444	Dadu	Dadu	JOHIEE	55404	11KV CHAIN	2959	5594	13.39	9.02	2.80	6.22	32.6%	60.00	110.27	11.39	79.43	53.3%	19.0%	72.0%	64.1%	87.2%	51.5%
445	Dadu	Dadu	JOHIEE	55407	11KV KAMAL KHAN	1136	1855	3.46	4.31	0.59	3.72	-24.6%	9.29	39.06	0.55	4.23	9.9%	5.9%	10.8%	87.7%	92.6%	86.5%
446	Dadu	Dadu	JOHIEE	55410	11KV DRIGH BALA	413	2151	8.05	3.70	0.01	3.69	54.1%	0.62	48.25	1.22	33.57	71.2%	196.8%	69.6%	67.3%	9.6%	68.0%
447	Dadu	Dadu	JOHIEE	98001	11KV WAHIPANDI	252	1312	0.58	2.09	0.00	2.08	-261%	1.41	33.10	0.18	18.27	53.5%	12.8%	55.2%	-92.9%	53.9%	-99%
448	Dadu	Dadu	JOHIEE	98002	11KV GAJI SHAH	792	3552	12.97	10.26	1.03	9.23	20.9%	19.01	112.39	1.71	73.16	57.0%	9.0%	65.1%	54.9%	92.9%	48.5%
449	Dadu	Dadu	JOHIEE	98003	11KV NEW WAHI PANDI	458	2026	15.11	6.48	0.00	6.48	57.1%	0.00	80.16	0.00	57.08	71.2%	#DIV/0!	71.2%	69.5%	#DIV/0!	69.5%
450	Dadu	Dadu	JOHIEE	98004	11KV NEW GAJI SHAH-II	122	169	0.44	0.95	0.41	0.54	-117%	5.14	7.92	0.06	0.41	3.6%	1.2%	5.2%	92.2%	97.5%	88.8%
451	Dadu	Dadu	BHAN SAEED ABAD	40805	11KV KHUDABAD (SEHWAN)	1089	2498	4.80	7.60	0.00	7.60	-58%	0.22	106.04	0.17	13.84	13.2%	77.3%	13.1%	79.1%	-22.3%	79.3%
452	Dadu	Dadu	BHAN SAEED ABAD	40820	11KV PUMPING STATION	2	898	0.83	0.72	0.72	0.00	14.2%	16.00	0.00	10.98	0.00	68.7%	68.6%	#DIV/0!	41.0%	41.1%	#DIV/0!
453	Dadu	Dadu	BHAN SAEED ABAD	40821	11KV YAR MOHD KALHORO	980	2100	3.79	6.81	0.01	6.80	-79.7%	0.23	100.56	0.41	13.51	13.8%	178.3%	13.4%	75.2%	-220.3%	75.9%
454	Dadu	Dadu	BHAN SAEED ABAD	90501	11KV BHAN CITY	1578	3266	10.52	4.98	0.46	4.53	52.7%	12.22	80.19	10.71	58.78	75.2%	87.6%	73.3%	64.4%	58.5%	65.3%
455	Dadu	Dadu	BHAN SAEED ABAD	90503	11KV BHAN-II	1053	2248	7.24	4.58	0.10	4.47	36.8%	1.59	53.98	1.87	14.35	29.2%	117.6%	26.6%	81.5%	25.7%	83.2%

Sukkur Electric Power Company

DISTRIBUTION A T&C LOSS FEEDER WISE

Sr. No.	Circle	Division	Sub Division	Feeder Code	Name of 11 KV Feeders	No. of Connection	Sanctioned Load	Units Received (MKwh)	Units Billed (MKwh)			PROG: % Losses	Billing (Rs. In Million)		Payment (Rs. In Million)		% RECOVERY (PROGRESSIVE)			% A T&C LOSS (PROGRESSIVE)		
									Total	Govt.	Pvt:		Govt.	Pvt:	Govt.	Pvt:	Total	Govt.	Pvt.	Total	Govt.	Pvt.
456	Dadu	Dadu	BHAN SAEED ABAD	90504	11KV NEW TALTI	1042	2408	5.77	4.45	0.03	4.41	22.9%	1.07	58.17	0.15	17.76	30.2%	14.0%	30.5%	76.7%	89.2%	76.5%
457	Dadu	Dadu	BHAN SAEED ABAD	90505	11KV SAKHI SULEMAN SHAH	984	2089	8.10	2.71	0.01	2.70	66.6%	0.34	43.50	0.09	24.91	57.0%	26.5%	57.3%	80.9%	91.2%	80.9%
458	Dadu	Mehar	MEHAR	60701	11KV MEHAR OLD	3641	4260	16.71	7.63	0.13	7.51	54.3%	3.67	99.38	3.16	56.49	57.9%	86.1%	56.8%	73.6%	60.7%	74.0%
459	Dadu	Mehar	MEHAR	60702	11KV PARI ABAD	1942	1944	4.55	2.55	0.02	2.53	43.9%	0.85	32.67	0.85	11.80	37.8%	100.0%	36.1%	78.8%	43.9%	79.7%
460	Dadu	Mehar	MEHAR	60703	11KV BETTO	1472	1398	5.22	4.64	0.00	4.64	11.0%	0.20	70.22	0.14	7.73	11.2%	70.0%	11.0%	90.1%	37.7%	90.2%
461	Dadu	Mehar	MEHAR	60704	11KV TUBE WELL	1450	562	1.71	0.63	0.00	0.63	63.0%	0.22	7.39	0.10	0.24	4.5%	45.5%	3.2%	98.3%	83.2%	98.8%
462	Dadu	Mehar	MEHAR	60705	11KV VIP BETTO	1254	1231	4.51	2.88	0.01	2.87	36.2%	0.32	42.89	0.28	7.63	18.3%	87.5%	17.8%	88.3%	44.2%	88.7%
463	Dadu	Mehar	MEHAR	60706	11KV CITY-II	4098	3287	13.76	4.06	0.15	3.91	70.5%	4.27	57.99	4.14	43.67	76.8%	97.0%	75.3%	77.4%	71.4%	77.8%
464	Dadu	Mehar	MEHAR	60707	11KV ALI MURDAN	280	514	1.00	1.79	0.00	1.79	-78.4%	0.10	27.94	0.07	1.32	4.9%	70.0%	4.7%	91.2%	-24.9%	91.6%
465	Dadu	Mehar	MEHAR	60708	11KV CITY-3	2057	4411	14.91	9.38	0.45	8.93	37.1%	12.57	135.80	11.43	83.99	64.3%	90.9%	61.8%	59.5%	42.8%	61.1%
466	Dadu	Mehar	MEHAR	60709	11KV INDUSTRIAL	78	5527	7.14	5.66	0.02	5.64	20.6%	0.71	150.28	0.82	153.63	102.3%	115.5%	102.2%	18.8%	8.3%	18.9%
467	Dadu	Mehar	MEHAR	92601	11KV FAREEDABAD CITY	324	617	2.18	1.85	0.01	1.84	15.4%	0.32	24.13	0.29	1.42	7.0%	90.6%	5.9%	94.1%	23.3%	95.0%
468	Dadu	Mehar	MEHAR	92603	11KV KHAN JO GOTH	658	895	0.16	0.86	0.00	0.86	-444.1%	0.13	9.43	0.07	0.27	3.6%	53.8%	2.9%	80.2%	-193.0%	84.4%
469	Dadu	Mehar	KHAIRPUR N.SHAH	10101	11KV GH0Z0	1521	1197	3.28	2.09	0.10	1.99	36.3%	2.60	20.54	0.91	4.28	22.4%	35.0%	20.8%	85.7%	77.7%	86.7%
470	Dadu	Mehar	KHAIRPUR N.SHAH	10102	11KV K.N.SHAH	4119	4613	10.24	6.67	1.05	5.62	34.9%	25.24	80.69	16.94	55.50	68.4%	67.1%	68.8%	55.5%	56.3%	55.2%
471	Dadu	Mehar	KHAIRPUR N.SHAH	10103	11KV KHANPUR	2932	4363	6.42	4.60	0.11	4.48	28.5%	8.41	61.53	1.35	24.34	36.7%	16.1%	39.6%	73.7%	88.5%	71.7%
472	Dadu	Mehar	KHAIRPUR N.SHAH	10106	11KV TUBE WELL	2596	5016	5.03	5.25	0.21	5.04	-4.4%	4.54	51.28	1.94	10.96	23.1%	42.7%	21.4%	75.9%	55.4%	77.7%
473	Dadu	Mehar	KHAIRPUR N.SHAH	10107	11KV REHMANI NAGAR	2286	784	1.66	1.26	0.01	1.25	23.9%	0.33	12.53	0.17	1.46	12.6%	51.5%	11.7%	90.4%	60.8%	91.1%
474	Dadu	Mehar	KHAIRPUR N.SHAH	10108	11KV THEBA	1088	1639	3.86	3.18	0.03	3.15	17.7%	0.59	38.33	0.31	9.21	24.5%	53%	24.0%	79.9%	56.8%	80.2%
475	Dadu	Mehar	KHAIRPUR N.SHAH	10109	11KV CITY-2	3046	6021	10.54	6.52	0.13	6.40	38.1%	3.74	92.05	3.61	65.38	72.0%	96.5%	71.0%	55.4%	40.3%	56.1%
476	Dadu	Mehar	KHAIRPUR N.SHAH	10110	11KV NEW INDUSTRIAL	45	2540	3.22	2.33	0.00	2.33	27.6%	0.00	57.47	0.00	52.12	90.7%	#DIV/0!	90.7%	34.3%	#DIV/0!	34.3%
477	Dadu	Mehar	RADHAN	35101	11KV MEHER OLD	2122	3540	6.58	3.35	0.05	3.29	49.1%	1.92	50.70	0.93	32.22	63.0%	48.4%	63.6%	67.9%	75.4%	67.7%
478	Dadu	Mehar	RADHAN	35103	11KV OLD SEETA	846	2267	4.02	3.14	0.01	3.13	21.9%	0.49	42.31	0.49	17.34	41.7%	100.0%	41.0%	67.5%	21.9%	68.0%
479	Dadu	Mehar	RADHAN	35104	11KV OLD WAREH	934	1297	2.57	2.75	0.00	2.75	-7%	0.25	36.41	0.19	10.92	30.3%	76.0%	30.0%	67.6%	18.8%	67.9%
480	Dadu	Mehar	RADHAN	35105	11KV CITY	1802	3948	8.57	4.72	0.05	4.66	45.0%	1.49	81.38	1.96	58.61	73.1%	131.5%	72.0%	59.8%	27.6%	60.4%
481	Dadu	Mehar	RADHAN	35107	11KV SHAH PANJO	1161	2319	6.27	5.02	0.02	4.99	20.0%	0.86	63.60	1.02	17.02	28.0%	118.6%	26.8%	77.6%	5.1%	78.6%
482	Dadu	Mehar	REHMANI NAGAR	93501	11KV REHMANI NAGAR	2622	4604	10.18	4.81	0.28	4.53	52.7%	8.04	72.26	5.11	54.95	74.8%	63.6%	76.0%	64.7%	70.0%	64.1%
483	Dadu	Mehar	REHMANI NAGAR	93502	11KV BUGHLA	328	399	0.52	0.91	0.00	0.91	-75%	0.11	10.58	0.04	0.53	5.3%	36.4%	5.0%	90.8%	36.5%	91.2%

Sukkur Electric Power Company

DISTRIBUTION A T&C LOSS FEEDER WISE

Sr. No.	Circle	Division	Sub Division	Feeder Code	Name of 11 KV Feeders	No. of Connection	Sanctioned Load	Units Received (MKwh)	Units Billed (MKwh)			PROG: % Losses	Billing (Rs. In Million)		Payment (Rs. In Million)		% RECOVERY (PROGRESSIVE)			% A T&C LOSS (PROGRESSIVE)		
									Total	Govt.	Pvt:		Govt.	Pvt:	Govt.	Pvt:	Total	Govt.	Pvt.	Total	Govt.	Pvt.
484	Dadu	Mehar	REHMANI NAGAR	93503	11KV PIYARO	1325	3230	6.32	4.92	0.01	4.91	22.2%	0.46	61.05	0.30	14.21	23.6%	65.2%	23.3%	81.6%	49.3%	81.9%
485	Dadu	Mehar	REHMANI NAGAR	93504	MUHAMMAD SHAH	1668	2840	9.60	5.11	0.11	5.00	46.8%	1.81	53.96	0.54	9.95	18.8%	29.8%	18.4%	90.0%	84.1%	90.2%
486	Dadu	N.S.Feroze	NAUSHERO FEROZE	14101	11KV ABRAN	770	1625	1.64	2.11	0.24	1.87	-29.0%	6.01	18.47	0.57	3.91	18.3%	9.5%	21.2%	76.4%	87.8%	72.7%
487	Dadu	N.S.Feroze	NAUSHERO FEROZE	14103	11KV PHULL	1435	3096	7.31	3.29	0.18	3.11	55.0%	5.29	36.03	0.74	11.50	29.6%	14.0%	31.9%	86.7%	93.7%	85.6%
488	Dadu	N.S.Feroze	NAUSHERO FEROZE	14104	11KV MITHIANI	1865	3649	6.71	4.40	0.26	4.13	34.5%	7.76	42.35	2.15	9.59	23.4%	27.7%	22.6%	84.7%	81.9%	85.2%
489	Dadu	N.S.Feroze	NAUSHERO FEROZE	14106	11KV BHIRIA	1230	2170	4.95	4.36	0.32	4.04	12.1%	8.78	51.18	2.05	11.56	22.7%	23.3%	22.6%	80.0%	79.5%	80.1%
490	Dadu	N.S.Feroze	NAUSHERO FEROZE	14107	11KV N.FEROZE CITY	3004	5305	15.99	5.81	0.67	5.14	63.6%	17.90	91.56	10.54	80.66	83.3%	58.9%	88.1%	69.7%	78.6%	68.0%
491	Dadu	N.S.Feroze	NAUSHERO FEROZE	14112	11KV F.NO.II	1878	3869	9.26	5.14	1.24	3.90	44.5%	33.43	62.42	7.50	47.52	57.4%	22.4%	76.1%	68.2%	87.6%	57.8%
492	Dadu	N.S.Feroze	NAUSHERO FEROZE	14114	11KV N.FEROZ CITY-II	1741	4604	9.19	9.21	1.56	7.65	-0.2%	43.31	140.74	21.19	112.74	72.8%	48.9%	80.1%	27.1%	51.0%	19.7%
493	Dadu	N.S.Feroze	NAUSHERO FEROZE	14115	11KV NSF CITY-3	3160	5287	15.88	11.41	2.98	8.43	28.2%	81.14	135.24	48.98	103.83	70.6%	60.4%	76.8%	49.3%	56.6%	44.8%
494	Dadu	N.S.Feroze	NAUSHERO FEROZE	14116	11kv 500KV NTDC MORO	1	620	0.38	0.40	0.40	0.00	-3.6%	-6.44	0.00	0.00	0.00	0.0%	0.0%	#DIV/0!	100.0%	100.0%	#DIV/0!
495	Dadu	N.S.Feroze	KANDIARO	9601	11KV M.DERO JATOI(DALI)	1428	2277	3.94	2.55	0.01	2.55	35.2%	0.35	31.07	0.20	13.47	43.5%	57.1%	43.4%	71.8%	63.0%	71.9%
496	Dadu	N.S.Feroze	KANDIARO	9604	11KV DALI-4(KAMAL DERO)	1041	2222	3.43	2.10	0.06	2.05	38.7%	1.83	26.00	1.09	10.18	40.5%	59.6%	39.2%	75.2%	63.5%	76.0%
497	Dadu	N.S.Feroze	KANDIARO	9606	11KV K.DERO-6(M.D.JATOI)	1189	2424	4.60	3.16	0.03	3.13	31.3%	0.86	34.75	0.19	6.89	19.9%	22.1%	19.8%	86.3%	84.8%	86.4%
498	Dadu	N.S.Feroze	KANDIARO	9608	11KV CITY-1 KANDIARO	4172	6456	13.89	7.24	0.61	6.63	47.9%	16.02	97.45	2.71	86.58	78.7%	16.9%	88.8%	59.0%	91.2%	53.7%
499	Dadu	N.S.Feroze	KANDIARO	9615	11KV CITY-II KANDIARO	2863	6238	10.63	8.90	1.02	7.88	16.3%	27.98	143.63	25.35	125.45	87.9%	90.6%	87.3%	26.4%	24.1%	26.9%
500	Dadu	N.S.Feroze	MEHRAB PUR	9603	11KV KOTRI KABIR	232	1010	0.63	0.55	0.06	0.49	12%	1.54	9.54	1.59	8.36	89.8%	103.2%	87.6%	20.7%	8.9%	22.6%
501	Dadu	N.S.Feroze	MEHRAB PUR	9610	11KV LAKHA ROAD	1143	2340	0.85	1.17	0.27	0.90	-38.2%	7.82	10.02	2.19	3.14	29.9%	28.0%	31.3%	58.7%	61.3%	56.7%
502	Dadu	N.S.Feroze	MEHRAB PUR	9611	11KV KHANWAHAN	1982	3934	5.19	2.79	0.27	2.52	46.3%	7.57	33.63	2.89	25.25	68.3%	38.2%	75.1%	63.3%	79.5%	59.7%
503	Dadu	N.S.Feroze	MEHRAB PUR	9612	11KV NEW MEHRAB PUR	2207	4723	11.37	5.68	0.20	5.48	50.0%	5.19	101.29	2.50	89.71	86.6%	48%	88.6%	56.7%	75.9%	55.7%
504	Dadu	N.S.Feroze	MEHRAB PUR	9613	11KV SHAH NAWAZ KHUSHIK	1468	3302	6.04	2.27	0.62	1.65	62.5%	15.41	19.17	2.19	13.08	44.2%	14%	68.2%	83.4%	94.7%	74.4%
505	Dadu	N.S.Feroze	MEHRAB PUR	100501	11KV CITY-I	4100	6904	9.66	9.12	0.41	8.71	5.6%	11.29	125.39	4.45	101.29	77.4%	39.4%	80.8%	26.9%	62.8%	23.7%
506	Dadu	N.S.Feroze	MEHRAB PUR	100502	11KV CITY-II	3104	7523	17.39	8.94	0.13	8.81	48.6%	3.78	140.09	5.28	111.14	80.9%	139.7%	79.3%	58.4%	28.2%	59.2%
507	Dadu	N.S.Feroze	MEHRAB PUR	100503	11KV NEW LAKHA ROAD	1990	2635	3.36	2.01	0.05	1.97	40.1%	1.37	20.17	1.16	5.88	32.7%	84.7%	29.2%	80.4%	49.3%	82.5%
508	Dadu	N.S.Feroze	MEHRAB PUR	100504	11KV NEW KOTRI KABIR	1236	4531	6.70	2.90	0.03	2.87	56.8%	1.19	52.84	0.81	50.28	94.6%	68.1%	95.2%	59.1%	70.6%	58.9%
509	Dadu	N.S.Feroze	MEHRAB PUR	100505	11KV CITY-III	2433	3780	5.99	5.66	0.73	4.93	5.5%	19.49	79.25	15.86	70.16	87.1%	81.4%	88.5%	17.7%	23.1%	16.3%
510	Dadu	N.S.Feroze	MEHRAB PUR	100506	11KV FEED MILL	5	1305	1.13	1.05	0.00	1.05	6.8%	0.00	27.07	0.00	26.11	96.4%	#DIV/0!	96.5%	10.1%	#DIV/0!	10.1%
511	Dadu	N.S.Feroze	THARU SHAH	9605	11KV DERBELLO	1070	1826	4.88	1.86	0.04	1.82	61.9%	1.10	21.49	0.89	8.23	40.4%	80.9%	38.3%	84.6%	69.2%	85.4%
512	Dadu	N.S.Feroze	THARU SHAH	9609	11KV SYED ZAFAR ALI SHAH	934	2292	7.02	2.81	0.05	2.76	60.0%	1.45	35.63	1.42	18.02	52.4%	97.9%	50.6%	79.0%	60.9%	79.8%
513	Dadu	N.S.Feroze	THARU SHAH	9614	11KV EXPRESS DARBELO	1224	2570	5.29	2.87	0.14	2.73	45.8%	3.89	54.68	3.12	42.95	78.7%	80.2%	78.5%	57.3%	56.5%	57.4%
514	Dadu	N.S.Feroze	THARU SHAH	14102	11KV CITY T.SHAH	520	1194	0.00	0.49	0.02	0.47	0.0%	0.55	6.62	1.10	3.49	64.1%	200.0%	52.7%	35.9%	-100.0%	47.3%
515	Dadu	N.S.Feroze	THARU SHAH	14108	11KV BHORTI	354	1048	3.47	0.62	0.00	0.62	82.0%	0.34	6.99	0.29	1.42	23.4%	85.3%	20.3%	95.8%	84.6%	96.3%
516	Dadu	N.S.Feroze	THARU SHAH	14109	11KV DALI POTA	1438	3020	4.41	5.36	0.00	5.36	-21.5%	0.29	77.20	0.10	5.94	7.8%	34.5%	7.7%	90.5%	58.1%	90.7%
517	Dadu	N.S.Feroze	THARU SHAH	14111	11KV MANJUTH	688	1322	3.61	1.60	0.02	1.58	55.7%	0.67	17.64	0.83	5.14	32.6%	123.9%	29.1%	85.6%	45.1%	87.1%
518	Dadu	N.S.Feroze	THARU SHAH	111601	11KV NEW BHROTI	1376	1866	4.97	2.80	0.01	2.79	43.6%	0.36	32.86	0.36	7.34	23.2%	100.0%	22.3%	86.9%	43.6%	87.4%
519	Dadu	N.S.Feroze	THARU SHAH	111602	11KV NEW DARBELO	443	448	2.53	0.90	0.00	0.90	64.5%	0.00	11.68	0.00	1.81	15.5%	#DIV/0!	15.5%	94.5%	#DIV/0!	94.5%
520	Dadu	N.S.Feroze	THARU SHAH	111603	11KV NEW THARU SHAH CITY	4464	8234	14.64	11.93	0.38	11.56	18.5%	10.80	217.38	9.29	181.04	83.4%	86.0%	83.3%	32.0%	29.9%	32.1%
521	Dadu	N.S.Feroze	THARU SHAH	111604	11KV NEW MANJUTH	2062	3260	11.53	7.78	0.10	7.68	32.6%	2.61	93.44	0.72	23.87	25.6%	27.6%	25.5%	82.7%	81.4%	82.8%
522	Dadu	N.S.Feroze	PADIDAN	34101	11KV CITY PADIDAN	2524	4257	7.90	4.11	0.27	3.84	48.0%	8.08	50.57	7.10	39.24	79.0%	87.9%	77.6%	58.9%	54.3%	59.6%
523	Dadu	N.S.Feroze	PADIDAN	34103	11KV BHUGAR	2987	5632	6.59	6.24	0.36	5.88	5.4%	10.34	102.52	12.93	91.92	92.9%	125.0%	89.7%	12.1%	-18.3%	15.2%
524	Dadu	N.S.Feroze	PADIDAN	34104	11KV PACCA CHANG	1731	3446	8.36	4.46	0.08	4.37	46.7%	2.43	53.82	3.26	25.50	51.1%	134.2%	47.4%	72.7%	28.5%	74.7%
525	Dadu	N.S.Feroze	PADIDAN	34105	11KV D.K.MARI	2607	4357	8.78	5.99	0.05	5.94	31.8%	1.59	79.92	1.67	42.02	53.6%	105.0%	52.6%	63.5%	28.4%	64.2%
526	Dadu	N.S.Feroze	PADIDAN	34106	11KV NEW HIJAGAR	1095	1254	4.86	2.90	0.00	2.90	40.3%	0.15	30.97	0.24	9.12	30.1%	160.0%	29.4%	82.0%	4.4%	82.4%
527	Dadu	N.S.Feroze	PADIDAN	34109	11KV SADA WAH	1095	1254	1.86	0.67	0.00	0.67	63.8%	0.00	7.98	0.00	2.24	28.0%	#DIV/0!	28.1%	89.9%	#DIV/0!	89.8%

Sukkur Electric Power Company

DISTRIBUTION A T&C LOSS FEEDER WISE

Sr. No.	Circle	Division	Sub Division	Feeder Code	Name of 11 KV Feeders	No. of Connection	Sanctioned Load	Units Received (MKwh)	Units Billed (MKwh)			PROG: % Losses	Billing (Rs. In Million)		Payment (Rs. In Million)		% RECOVERY (PROGRESSIVE)			% A T&C LOSS (PROGRESSIVE)		
									Total	Govt.	Pvt:		Govt.	Pvt:	Govt.	Pvt:	Total	Govt.	Pvt.	Total	Govt.	Pvt.
528	Dadu	N.S.Feroze	BHIRYA ROAD	9607	11KV BHIRA ROAD-9	783	1316	8.01	2.92	0.02	2.90	63.6%	0.52	39.84	0.47	3.99	11.1%	90.4%	10.0%	96.0%	67.1%	96.4%
529	Dadu	N.S.Feroze	BHIRYA ROAD	14105	11KV C.MANUMAL	1154	2529	2.39	1.70	0.01	1.69	28.9%	0.77	19.10	0.39	4.95	26.9%	50.6%	25.9%	80.9%	64.0%	81.6%
530	Dadu	N.S.Feroze	BHIRYA ROAD	14113	11KV BHIRIA ROAD-II	5545	8700	10.80	11.06	0.20	10.86	-2.4%	5.76	150.38	5.48	86.52	58.9%	95.1%	57.5%	39.6%	2.5%	41.1%
531	Dadu	N.S.Feroze	BHIRYA ROAD	34107	11-KV KAROONDI	1048	2540	10.79	3.27	0.01	3.26	69.7%	0.27	49.62	0.27	22.65	45.9%	100.0%	45.6%	86.1%	69.7%	86.2%
532	Dadu	Moro	MORO-I	13601	11KV JATOI	548	2444	4.74	3.34	0.01	3.34	29.5%	0.23	55.35	0.34	10.07	18.7%	147.8%	18.2%	86.8%	-4.2%	87.2%
533	Dadu	Moro	MORO-I	13602	11KV CITY MORO	2811	5564	15.74	6.01	0.49	5.51	61.9%	13.85	83.12	6.79	45.97	54.4%	49.0%	55.3%	79.2%	81.3%	78.9%
534	Dadu	Moro	MORO-I	13609	11KV MORO TEXTILE	1	1500	0.00	0.00	0.00	0.00	0.0%	0.00	0.67	0.00	0.67	100.0%	#DIV/0!	100.0%	0.0%	#DIV/0!	0.0%
535	Dadu	Moro	MORO-I	13610	11KV CITY-II N.S.F	3235	4611	16.81	8.03	0.01	8.02	52.2%	0.39	126.77	0.39	59.74	47.3%	100.0%	47.1%	77.4%	52.2%	77.5%
536	Dadu	Moro	MORO-I	13611	11KV SADOOJA MILL	1	2000	0.00	0.00	0.00	0.00	0.0%	0.00	0.00	0.00	0.00	0.0%	#DIV/0!	#DIV/0!	0.0%	#DIV/0!	#DIV/0!
537	Dadu	Moro	MORO-I	13612	11KV CITY-3	2906	7254	18.50	14.71	0.19	14.52	20.5%	4.41	276.30	6.24	152.00	56.4%	141.5%	55.0%	55.2%	-12.5%	56.3%
538	Dadu	Moro	MORO-I	13613	11KV RASHID MORAL	1287	1321	8.49	6.63	0.01	6.62	21.9%	0.21	91.43	0.22	5.94	6.7%	104.8%	6.5%	94.8%	18.2%	94.9%
539	Dadu	Moro	MORO-I	13614	11KV KORAI	323	448	1.56	2.44	0.00	2.44	-56.2%	0.17	37.98	0.21	0.09	0.8%	123.5%	0.2%	98.8%	-93.0%	99.6%
540	Dadu	Moro	MORO-II	13604	11KV JAMALI 4&5	3057	5406	8.27	3.00	0.00	3.00	63.7%	0.50	44.86	0.22	26.37	58.6%	44.0%	58.8%	78.7%	84.0%	78.6%
541	Dadu	Moro	MORO-II	13605	T.V. BOOSTER-7	1432	5944	10.73	6.92	0.23	6.69	35.6%	6.71	132.07	5.16	93.94	71.4%	76.9%	71.1%	54.0%	50.5%	54.2%
542	Dadu	Moro	MORO-II	13607	11KV M.D.F.	4	4903	20.81	19.61	0.00	19.61	5.8%	0.00	440.02	0.00	437.20	99.4%	#DIV/0!	99.4%	6.4%	#DIV/0!	6.4%
543	Dadu	Moro	MORO-II	13608	11KV MUBEJO	384	999	2.01	1.04	0.01	1.03	48.3%	0.34	14.63	0.05	4.26	28.9%	14.7%	29.1%	85.1%	92.4%	85.0%
544	Dadu	Moro	MORO-II	13615	11KV AL NOOR SUGAR MILL	0	0	0.01	0.00	0.00	0.00	100.0%	0.00	0.00	0.00	0.00	0.0%	#DIV/0!	#DIV/0!	100.0%	#DIV/0!	#DIV/0!
545	Dadu	Moro	MORO-II	92501	11KV NEW JATOI	530	1443	1.87	1.41	0.10	1.31	24.5%	2.77	17.65	2.92	6.91	48.1%	105.4%	39.2%	63.7%	20.4%	70.5%
546	Dadu	Moro	MORO-II	92502	11KV DEPARJA	1198	2248	1.21	2.93	0.00	2.93	-141%	0.16	35.27	0.07	6.68	19.1%	43.8%	18.9%	54.0%	-5.6%	54.3%
547	Dadu	Moro	MORO-II	92503	11KV BACHAL SHAH	288	813	0.40	0.60	0.00	0.60	-49.8%	0.03	7.32	0.00	1.12	15.3%	0.0%	15.3%	77.2%	100.0%	77.1%
548	Dadu	Moro	MORO-II	92504	11KV EXPRESS	1664	2445	10.67	3.77	0.02	3.74	64.7%	0.70	50.80	0.79	25.03	50.1%	112.9%	49.3%	82.3%	60.2%	82.6%
					SUB-DIVISION TOTAL																	