



**National Electric Power Regulatory Authority**  
Islamic Republic of Pakistan

2nd Floor, OPF building, G-5/2, Islamabad  
Ph: 9206500,9207200, Fax : 9210215  
E-mail: registrar@nepra.org.pk

Registrar

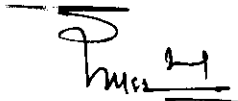
No. NEPRA/TRF-100/MFPA/1300-1302  
February 28, 2011

Subject: **Decision of the Authority in the matter of Fuel Charges Adjustment for the Month of January 2011 for XWDISCOs - Intimation of Decision of Tariff pursuant to Section 31(4) of the Regulation of Generation, Transmission and Distribution of Electric Power Act (XL of 1997)**

Please find enclosed herewith decision of the Authority along with Annex-I & Annex-II (06 pages) regarding Fuel Charges Adjustment for the month of January 2011 in respect of XWDISCOs.

2. The decision is being intimated to the Federal Government for the purpose of notification of Fuel Charges Adjustment for XWDISCOs in the official Gazette pursuant to Section 31(4) of NEPRA Act and Rule 16(11) of NEPRA (Tariff Standards and Procedure) Rules, 1998.


Encl: As above

  
( Syed Safer Hussain )

Secretary  
Ministry of Water & Power  
'A' Block, Pak Secretariat  
Islamabad

CC:


1. Secretary, Cabinet Division, Cabinet Secretariat, Islamabad.
2. Secretary, Ministry of Finance, 'Q' Block, Pak Secretariat, Islamabad.





**DECISION OF THE AUTHORITY IN THE MATTER OF FUEL CHARGES ADJUSTMENT  
FOR THE MONTH OF JANUARY 2011 FOR XWDISCOS**

1. Pursuant to the provisions of Section 31(4) of the Regulation of Generation, Transmission and Distribution of Electric Power Act 1997, (XL of 1997), the Authority has to review and revise the approved tariff on account of any variation in the fuel charges on monthly basis.
2. In order to review and revise the approved tariff of the XWDISCOS due to variations in the fuel charges for the month of January 2011, necessary information as to the details of fuel charges was obtained from Central Power Purchasing Agency (CPPA).
3. Notwithstanding the fact that the monthly adjustment on account of fuel charges variation is made in pursuance of the provisions of section 31(4) of the Act XL of 1997, yet the impact of such adjustments, if any, is passed on to the consumers of electricity, therefore, in order to meet the ends of natural justice, the Authority decided to provide an opportunity of hearing to all concerned while reviewing and revising the approved tariff on account of the variation in the fuel charges.
4. A date of hearing for the aforesaid purpose was fixed as 24<sup>th</sup> February 2011 in NEPRA Main Office; notice thereof was published in two leading national newspapers on 19<sup>th</sup> February 2011 inviting comments/objections from the concerned persons. The salient features and details of the proposed adjustment were also mentioned in the notice.
5. On the date fixed for hearing, representatives from Central Power Purchasing Agency (CPPA), Wapda Private Power Organization (WPPO), National Planning & Control Cell (NPCC), Islamabad Electric Supply Company (IESCO), Ministry of Water & Power and media were present, however, no representative from Ministry of Finance attended the public hearing despite the service of notice. No written objection or comments






were received regarding the proposed adjustments from any person. Further there was also no representation from the general public/consumers of electricity.

6. From the perusal of the information so provided by CPPA, it has been observed that the actual pool fuel charges of Rs. 7.7181/kWh for the month of January 2011 increased by Rs. 0.3980/kWh (Annex-I&II) as compared to the reference fuel charges, i.e. Rs. 7.3201/KWh as indicated in the Annexure-IV of the Authority's determination pertaining to the 1st Quarter of FY 2010-11.
7. The Authority noted that during January 2011 NTDC claimed 3.34% transmission losses against the determined losses of 2.50% as per the Authority's determination dated 6<sup>th</sup> January 2006 (Case No. NEPRA/TRF-45/NTDC-2005). The Authority considers that the claimed transmission losses by NTDC are not consistent with the Authority's determination hence cannot be passed on to the consumers. The Authority has, therefore, decided to restrict the NTDC losses to 2.50% in accordance with its determination; accordingly the impact of Rs. 0.0663/kWh on this account is being disallowed to be passed on to the consumers.
8. The Authority has reviewed and assessed an increase of Rs. 0.3318/kWh in the applicable tariff for EX-WAPDA DISCOS on account of variations in the fuel charges for the month of January 2011 as per the following details:


Actual Fuel Charges Component for January 2011	Rs. 7.6519/kWh
Corresponding Reference Fuel Charges Component (Determined)	Rs. 7.3201/kWh
Fuel Charges Variation for the month of January 2011	Rs. 0.3318/kWh







9. In the light of observation made in paragraph 7 above, the Authority hereby directs CPPA to revise the fuel charges component invoiced to the distribution companies accordingly.
10. The adjustment as referred to in Para 8 above ;
- i) shall be applicable to all the consumer categories except lifeline consumers of all the DISCOs;
  - ii) shall be shown separately in the consumers' bill on the basis of units billed to the consumers in the month of January 2011.


AUTHORITY

  
(Maqbool Ahmad Khawaja)  
Member

  
(Ghiasuddin Ahmed)  
Member

  
(Shaukat Ali Kundi) 28.02.2011  
Member/Vice Chairman

  
(Khalid Saeed)  
Chairman



**CENTRAL POWER PURCHASING AGENCY (CPPA)**  
**Energy Procurement Report (Provisional)**  
**January-2011**

S.No.	Power Producer	Fuel	Dep. Capacity MW	Energy KWh	Total Energy Cost (Rs.)
1	WAPDA	Hydel	6444	1,032,809,328	60,935,750
	Jagran	Hydel	30	(2,187,230)	-4,370,086
	* Malakund-III SHYDO	Hydel	81.46	10,709,600	107,175,538
	<b>Hydel Total:</b>		<b>6555.46</b>	<b>1,041,331,698</b>	<b>163,741,203</b>
2	<b>GENCO-I</b>				
	Jamshoro Block 1	RFO		101,540,000	1,272,222,584
	Unit 1	GAS		-	0
	Jamshoro Block 2	RFO		59,620,000	865,410,381
	Unit 2-4	Gas		-	0
	Jamshoro Block 3	RFO		-	0
	Kotry 3-7	Gas		29,714,830	149,808,182
	Jamshoro Block 4	Gas		-	0
	Kotry 1-2	Gas	798.5	3,111,170	25,832,044
	Prev. Adjustment			-	0
	<b>Jamshoro Total</b>		<b>798.5</b>	<b>193,986,000</b>	<b>2,313,273,191</b>
	<b>GENCO-II</b>				
	Central Block 1	RFO		-	0
	Guddu CC 11-13	Gas	390	186,142,894	619,818,609
	Central Block 2	Gas		-	0
	Guddu CC 5-10	Gas	530	261,185,116	964,295,448
	Central Block 3	RFO		17,312,277	230,538,937
	Guddu Steam 3-4	Gas	340	78,843,217	348,218,953
	Central Block 4	F.O.		-	0
	Guddu Steam 1-2	Gas	140	69,569,896	328,856,899
	Prev. Adjustment			-	465,252
	<b>Central Total</b>		<b>1400</b>	<b>613,053,400</b>	<b>2,492,194,098</b>
	<b>GENCO-III</b>				
	Northern Block 1	RFO		183,916,967	2,373,527,290
	MG Unit 1-3	Gas		-	0
	Northern Block 2	RFO		121,643,799	1,557,452,520
	MG Unit 4	GAS		654,868	2,773,628
	Northern Block 3	RFO		85,839,177	1,245,613,521
	MG Unit 5-6	Gas		-	0
	Northern Block 4	F.O.		-	0
	GTPS FSD 5-9	GAS		-	0
		HSD	1,568	-	0
Northern Block 5	RFO		33,830,000	574,976,239	
SPS FSD 1-2	GAS		-	0	
Northern Block 6	RFO		-	0	
GTPS FSD 1-4	GAS		-	0	
	HSD		-	0	
Northern Block 7	RFO		4,848,100	79,860,910	
NGPS Multan 1-4	GAS		-	0	
Northern Block 8	F.O.		-	0	
Shahdra	Gas		-	0	
Gulf Rental	RFO		39,701,787	460,319,519	
Rental Summandari	RFO	138	13,442,000	128,129,623	
Reshman	RFO		3,840,392	44,510,143	
Adjustment			-	0	
<b>Northern Total:</b>		<b>1,831</b>	<b>487,717,090</b>	<b>6,467,163,393</b>	
<b>GENCO-IV</b>					
Lakhra Power	Coal	31.2	4,424,000	13,551,155	
<b>GENCOs Total:-</b>		<b>4,061</b>	<b>1,299,180,490</b>	<b>11,286,181,837</b>	
3	Kot Addu Block 1	RFO		219,521,600	2,789,277,149
		Gas		-	0
		HSD		32,106,200	456,868,335
	Kot Addu Block 2	RFO		173,520,200	1,869,444,658
		Gas		-	0
		HSD		-	0
	Kot Addu Block 3	Gas		-	0
		HSD		-	0
<b>KAPCO Total</b>		<b>1336</b>	<b>425,148,000</b>	<b>5,115,590,142</b>	



S.No.	Power Producer	Fuel	Dep. Capacity MW	Energy KWh	Total Energy Cost (Rs.)
	Hub Power	RFO	1,200	759,658,200	8,769,515,306
	Kohinoor Energy	RFO	124	83,803,000	902,567,369
	AES Lalpir	RFO	350	223,940,008	2,550,193,727
	*Pak Gen Power Limited	RFO	350	172,587,504	1,991,873,120
	Southern Power	RFO	119	58,862,390	651,916,578
	Habibullah	Gas	129	56,041,650	172,978,157
	Fauji Kabirwala	Gas	151	88,646,000	300,066,226
	Rousch	Gas	395	290,619,198	870,210,665
	Saba Power	RFO	126	18,558,509	212,476,370
	Japan Power	RFO	121	33,792,503	370,654,022
	Uch	Gas	551	328,280,000	812,294,126
	Altern	Gas	26	0	0
	Liberty	Gas	213	137,634,000	1,001,953,145
	Chashma Nuclear	Nucl.	300	222,800,000	692,740,232
	Tavanir Iran	Import	32	19,984,136	85,831,864
Sub-Total:			5,524	2,920,355,098	24,500,861,049
1	Attock-Gen	RFO	156.18	109,951,500	1,175,807,710
2	Atlas-Honda	RFO	213.60	146,094,954	1,512,897,583
3	Nishat Power	RFO	195.20	135,966,721	1,396,016,606
4	Foundation Power	Gas	177.00	-	0
5	Orient	HSD	209	81,509,730	1,306,018,485
6	Nishat Chunian	RFO	195.20	134,965,334	1,391,021,612
7	Saif Power	HSD	209	75,017,825	1,160,811,052
8	Engro Energy	Gas	217.00	141,991,484	527,117,753
9	Sapphire Power	HSD	209	62,189,318	900,820,320
10	Hubco Narowal	RFO	213.60	23,630,032	217,349,034
11	Liberty Power	RFO	200.00	129,913,736	1,272,260,734
12	Halmore	HSD	209	191,017	1,682,631
Sub-Total:				1,041,421,651	10,861,803,520
IPP,s Total:-			7,008	3,961,776,749	35,362,664,569
4	TPS-Quetta	Gas	25	(55,110)	(413,325)
	SPPs	Mixed	151	59,417,976	683,306,724
Others Total			176	59,362,866	682,893,399
G-Total:			17,568	6,361,651,803	47,495,481,008

#### Summary

1	Hydel			1,041,331,698	163,741,203
2	Coal			4,424,000	13,551,155
3	HSD			251,014,090	3,826,200,823
4	F.O.			3,090,300,690	35,905,833,246
5	Gas			1,672,379,213	6,123,810,510
6	Nuclear			222,800,000	692,740,232
7	Import from Iran			19,984,136	85,831,864
8	Mixed			59,417,976	683,306,724
	Prev. Adjustment			-	465,252
Grand Total				6,361,651,803	47,495,481,008

#### Energy Sale Price

Energy Cost (Rs.)	47,495,481,008
EPP charged to IPPs (Rs.)	60,955,537
EPP (Chargable) (Rs.)	47,434,525,471
Energy Sold (KWh)	6,145,845,271
Avg. Rate (Rs./KWh)	7.718145



## Source Wise Generation

Sources	Reference		Actual	
	January 2011			
	GWh	%	GWh	%
Hydel	570.05	9.26%	1,041.33	16.37%
Coal	5.30	0.09%	4.42	0.07%
HSD	-	0.00%	251.01	3.95%
<b>RFO</b>	<b>3,286.81</b>	<b>53.42%</b>	<b>3,090.30</b>	<b>48.58%</b>
Gas	2,004.58	32.58%	1,672.38	26.29%
Nuclear	220.23	3.58%	222.80	3.50%
Import Iran	17.16	0.28%	19.98	0.31%
Mixed	48.71	0.79%	59.42	0.93%
Prev. Adjustment	-	0.00%	-	0.00%
<b>Total</b>	<b>6,152.82</b>	<b>100.00%</b>	<b>6,361.65</b>	<b>100.00%</b>
Sale to IPPs	-	0.00%	(3.52)	-0.06%
Transmission Losses	(153.82)	-2.50%	(212.28)	-3.34%
<b>Net Delivered</b>	<b>5,999.00</b>	<b>97.50%</b>	<b>6,145.85</b>	<b>96.61%</b>

## Source Wise Fuel Cost/Energy Purchase Price

Sources	Reference		Actual	
	January 2011			
	Mlns. Rs.	Rs./kWh	Mlns. Rs.	Rs./kWh
Hydel	91.22	0.1600	163.74	0.1572
Coal	14.29	2.6975	13.55	3.0631
HSD	-	-	3,751.18	14.9441
<b>RFO</b>	<b>35,636.21</b>	<b>10.8422</b>	<b>35,141.26</b>	<b>11.3715</b>
Gas	7,462.08	3.7225	6,013.81	3.5960
Nuclear	112.21	0.5095	249.34	1.1191
Import Iran	85.60	4.9894	85.83	4.2950
Mixed	511.43	10.5000	683.31	11.5000
Prev. Adjustment	-	-	0.47	0.0001
<b>Total</b>	<b>43,913.04</b>	<b>7.1371</b>	<b>46,102.48</b>	<b>7.2469</b>
Supplemental Charges	-	-	1,393.00	0.2190
Sale to IPPs	-	-	(60.96)	(17.2988)
<b>Grand Total</b>	<b>43,913.04</b>	<b>7.1371</b>	<b>47,434.53</b>	<b>7.4563</b>
Transmission Losses	-	0.1830	-	0.2618
<b>Net Total</b>	<b>43,913.04</b>	<b>7.3201</b>	<b>47,434.53</b>	<b>7.7181</b>

