



National Electric Power Regulatory Authority
Islamic Republic of Pakistan

2nd Floor, OPF Building, G-5/2, Islamabad
Ph: 9206500, 9207200, Fax: 9210215
E-mail: registrar@nepra.org.pk

Registrar

No. NEPRA/TRF-100/MFPA/4295-4297
June 15, 2011

Subject: **Decision of the Authority in the matter of Fuel Charges Adjustment for the Month of April 2011 for XWDISCOs - Intimation of Decision of Tariff pursuant to Section 31(4) of the Regulation of Generation, Transmission and Distribution of Electric Power Act (XL of 1997)**

Please find enclosed herewith decision of the Authority along with Annex-I & Annex-II (06 pages) regarding Fuel Charges Adjustment for the month of April 2011 in respect of XWDISCOs.

2. The decision is being intimated to the Federal Government for the purpose of notification of Fuel Charges Adjustment for XWDISCOs in the official Gazette pursuant to Section 31(4) of NEPRA Act and Rule 16(11) of NEPRA (Tariff Standards and Procedure) Rules, 1998.


Encl: As above

(Syed Safer Hussain)

Secretary
Ministry of Water & Power
'A' Block, Pak Secretariat
Islamabad

CC:

1. Secretary, Cabinet Division, Cabinet Secretariat, Islamabad.
2. Secretary, Ministry of Finance, 'Q' Block, Pak Secretariat, Islamabad.




**DECISION OF THE AUTHORITY IN THE MATTER OF FUEL CHARGES ADJUSTMENT
FOR THE MONTH OF APRIL 2011 FOR XW-DISCOS**

1. Pursuant to the provisions of Section 31(4) of the Regulation of Generation, Transmission and Distribution of Electric Power Act 1997, (XL of 1997), the Authority has to review and revise the approved tariff on account of any variation in the fuel charges on monthly basis.
2. In order to review and revise the approved tariff of the XWDISCOs due to variations in the fuel charges for the month of April 2011, necessary information as to the details of fuel charges was obtained from Central Power Purchasing Agency (CPPA).
3. Notwithstanding the fact that the monthly adjustment on account of fuel charges variation is made in pursuance of the provisions of section 31(4) of the Act XL of 1997, yet the impact of such adjustments, if any, is passed on to the consumers of electricity, therefore, in order to meet the ends of natural justice, the Authority decided to provide an opportunity of hearing to all concerned while reviewing and revising the approved tariff on account of the variation in the fuel charges.
4. A date of hearing for the aforesaid purpose was fixed as 25th May 2011 in NEPRA Main Office; notice thereof was published in two leading national newspapers on 20th May 2011 inviting comments/objections from the interested persons. The salient features and details of the proposed adjustment were also mentioned in the notice.
5. On the date fixed for hearing, representatives from Central Power Purchasing Agency (CPPA), Ministry of Water & Power and media were present; however, no representative from Ministry of Finance attended the public hearing despite the service of notice. No written objection or comments were received regarding the proposed adjustments from any person. Further there was also no representation from the general public/consumers of electricity.
6. From the perusal of the information so provided by CPPA, it has been observed that the actual pool fuel charges of Rs. 7.4346/kWh for the month of April 2011 increased by Rs.

[Handwritten Signature]

[Handwritten Mark]



1.0722/kWh (Annex-I&II) as compared to the reference fuel charges, i.e. Rs. 6.3624/KWh as indicated in the Annexure-IV of the Authority's determination pertaining to the 1st Quarter of FY 2010-11.

7. The Authority noted that during April 2011 CPPA charged Rs. 623.716 million as fuel cost for Karkey Rental Power Plant, out of which, Rs. 436.742 million pertains to 28.5774 GWh energy delivered during April 2011 and Rs. 186.973 million pertains to the generation in the previous months. It is further noted that the fuel price adjustment request with respect to Karkey Rental Power Plant is pending before the Authority. However, under Rule 4(7) of Tariff Standards & Procedure Rules 1998, the Authority may, while admitting a petition, allow the immediate application of the proposed tariff subject to an order for refund for the protection of consumers, or for satisfactory security to be provided for refund, while the proceedings are pending before the Authority. In view thereof, the Authority has decided to pass on to the consumers the fuel cost regarding energy generated by Karkey Rental Power Plant subject to the condition that the fuel cost will be adjusted in the succeeding period, if required, in accordance with the decision of the Authority regarding the pending fuel price adjustment of Karkey Rental Power Plant.
8. The Authority has reviewed and assessed an increase of Rs. 1.0722/kWh in the applicable tariff for EX-WAPDA DISCOS on account of variations in the fuel charges for the month of April 2011 as per the following details:

Actual Fuel Charges Component for April 2011	Rs. 7.4346kWh
Corresponding Reference Fuel Charges Component (Determined)	Rs. 6.3624/kWh
Fuel Charges Variation for the month of April 2011 (Increase)	Rs. 1.0722/kWh

45


Q



9. The assessed fuel charges adjustment of Rs. 1.0722/kWh for the month of April 2011 is higher by Rs. 0.0660/kWh than the adjustment of Rs. 1.0062/kWh for the month of March 2011; therefore, effectively there will be an increase of Rs. 0.0660/kWh in the bill of the consumers on account of fuel charges adjustment as compared to the month of March 2011.
10. The adjustment as referred to in Para 8 above ;
- i) shall be applicable to all the consumer categories except lifeline consumers of all the DISCOs;
 - ii) shall be shown separately in the consumers' bill on the basis of units billed to the consumers in the month of April 2011.


AUTHORITY


(Zafar Ali Khan)
Member


(Ghiasuddin Ahmed)
Member



(Shoukat Ali Kundi)
Vice Chairman

14.06.2011



CENTRAL POWER PURCHASING AGENCY (CPPA)
Energy Procurement Report (Provisional)
April, 2011

S.No.	Power Producer	Fuel	Dep. Capacity MW	Energy KWh	Total Energy Cost (Rs.)
1	WAPDA	Hydel	6,444.00	1,589,110,174	93,757,500
	Jagran	Hydel	30.00	(1,640,530)	-3,277,779
	Pehure	Hydel	17.90	2,759,400	13,288,994
	Khan Khawar	Hydel	72.00	25,753,157	124,024,629
	Malakund-III SHYDO	Hydel	81.48	39,281,900	638,110,676
	Hydel Total:		6,645.38	1,655,264,101	865,904,020
2	GENCO-I				
	Jamshoro Block 1	RFO		50,430,000	797,874,637
	Jamshoro Block 2	RFO	798.5	113,005,000	2,056,815,559
	Kotry 3-7	Gas		22,319,000	92,566,989
	Jamshoro Total		798.50	185,754,000	2,947,257,184
	GENCO-II				
	Central Block 1	RFO			
	Guddu CC 11-13	Gas	390.00	159,443,685	530,915,583
	Guddu CC 5-10	Gas	530.00	246,180,702	908,899,151
	Central Block 3	RFO		11,060,520	187,913,689
	Guddu Steam 3-4	Gas	340.00	54,028,873	238,623,920
	Guddu Steam 1-2	Gas	140.00	17,163,820	81,133,377
	Central Total		1,400.00	487,877,600	1,947,485,721
	GENCO-III				
	Northern Block 1	RFO		179,495,179	2,919,134,158
	MG Unit 1-3	Gas		848,520	3,625,811
	Northern Block 2	RFO		87,965,153	1,417,855,955
	GTPS FSD 5-9	GAS	1,568	(362,432)	-1,235,567
	GTPS FSD 1-4	GAS		(52,568)	-319,398
	Northern Block 7	RFO		(233,420)	-4,183,517
Shahdra	Gas		(56,130)	-337,141	
Gulf Rental	RFO	62.00	31,643,320	457,568,074	
Reshman	RFO		28,357	0	
Northern Total:		1,630.00	352,153,512	5,801,668,667	
GENCO-IV					
Karkay	Coal	31.20	6,883,000	21,083,317	
	RFO	231.80	28,577,400	623,715,689	
GENCOs Total:-		4,091.50	1,061,245,512	11,341,210,578	
3	Kot Addu Block 1	RFO		178,550,900	2,174,580,321
		HSD		-	0
	Kot Addu Block 2	RFO	1336	279,372,100	3,755,831,336
	Kot Addu Block 3	Gas		-	0
		HSD		-	0
	KAPCO Total		1,336.00	457,923,000	5,930,411,657
	Hub Power	RFO	1,200.00	779,465,700	11,348,114,442
	Kohinoor Energy	RFO	124.00	68,876,000	923,977,246
	AES Lalpir	RFO	350.00	187,150,000	2,695,691,382
	Pak Gen Power Limited	RFO	350.00	43,168,431	606,583,891
	Southern Power	RFO	119.46	17,637,568	241,995,725
	Habibullah	Gas	129.15	69,285,068	213,855,292
	Fauji Kabirwala	Gas	151.20	90,795,000	311,662,351
	Rousch	Gas	395.00	227,501,964	650,035,491
	Saba Power	RFO	125.55	19,112,524	272,629,079
	Japan Power	RFO	120.50	30,480,802	400,685,568
	Uch	Gas	551.25	377,210,000	935,859,305
	Altern	Gas	26.40	18,281,200	65,665,354
	Liberty	Gas	213.32	81,736,000	638,734,169
	Chashma Nuclear	Nucl.	300.00	299,505,000	335,176,046
Tavanir Iran	Import	32.00	22,885,298	97,039,352	
Sub-Total:		5,523.83	2,791,013,555	25,668,116,350	



S.No.	Power Producer	Fuel	Dep. Capacity MW	Energy KWh	Total Energy Cost (Rs.)
1	Attock-Gen	RFO	156.18	105,156,529	1,419,243,763
2	Atlas-Honda	RFO	213.86	132,314,460	1,722,068,987
3	Nishat Power	RFO	195.31	120,408,982	1,528,601,571
4	Foundation Power	Gas	177.00	39,828,400	102,406,782
5	Orient	Gas	212.74	89,704,785	126,513,956
6	Nishat Chunian	RFO	195.72	113,674,362	1,704,470,428
7	Saif Power	Gas	209.00	94,943,481	276,839,782
8	Engro Energy	Gas	217.30	107,959,203	329,761,536
9	Saphire Power	Gas	212.11	98,724,621	281,649,000
10	Hubco Narowal	RFO	213.60	131,411,685	1,336,456,836
11	Liberty Power	RFO	196.14	127,100,385	1,617,393,931
12	Halmore	Gas	209.00	3,663,001	8,131,862
Sub-Total:			2,407.95	1,164,889,894	10,453,538,434
IPP,s Total:-			7,931.78	3,955,903,449	36,121,654,784
4	TPS-Quetta	Gas	25.00	6,861,258	51,459,435
	Zorlu	Wind		344,000	3,137,727
	SPPs	Mixed	151.00	35,784,619	411,523,119
	Others Total		176.00	42,989,877	466,120,281
G-Total:			18,844.66	6,715,402,939	48,794,889,664

Summary

1	Hydel			1,655,264,101	865,904,020
2	Coal			6,883,000	21,083,317
3	HSD			-	-
4	F.O.			2,888,505,252	41,213,629,389
5	Gas			1,806,231,669	5,847,396,693
6	Nuclear			299,505,000	335,176,046
7	Import from Iran			22,885,298	97,039,352
8	Wind Power			344,000	3,137,727
9	Mixed			35,784,619	411,523,119
Grand Total				6,715,402,939	48,794,889,664

Energy Sale Price

Energy Cost (Rs.)	48,794,889,664
EPP charged to IPPs (Rs.)	55,964,108
EPP (Chargable) (Rs.)	48,738,925,556
Energy Sold (KWh)	6,555,711,953
Avg. Rate (Rs./KWh)	7.4346

7.5.11



Annex-II

Source Wise Generation

Sources	Reference		Actual	
	April 2011			
	GWh	%	GWh	%
Hydel	1,474.14	20.13%	1,655.26	24.65%
Coal	10.40	0.14%	6.88	0.10%
HSD	-	0.00%	-	0.00%
RFO	3,199.25	43.70%	2,888.51	43.01%
Gas	2,350.68	32.11%	1,806.23	26.90%
Nuclear	216.00	2.95%	299.51	4.46%
Import Iran	22.52	0.31%	22.89	0.34%
Mixed	48.71	0.67%	35.78	0.53%
Wind	-	0.00%	0.34	0.01%
Total	7,321.70	100.00%	6,715.40	100.00%
Sale to IPPs	-	0.00%	(2.76)	-0.04%
Transmission Losses	(183.04)	-2.50%	(156.93)	-2.34%
Net Delivered	7,138.66	97.50%	6,555.71	97.62%

Source Wise Fuel Cost/Energy Purchase Price

Sources	Reference		Actual	
	April 2011			
	Mlns. Rs.	Rs./kWh	Mlns. Rs.	Rs./kWh
Hydel	220.69	0.1497	466.19	0.2816
Coal	28.06	2.6975	21.08	3.0631
HSD	-	-	-	-
RFO	36,042.29	11.2659	40,704.84	14.0920
Gas	8,394.20	3.5710	5,843.70	3.2353
Nuclear	110.05	0.5095	335.18	1.1191
Import Iran	112.37	4.9894	97.55	4.2625
Mixed	511.43	10.5000	411.52	11.5000
Wind	-	-	3.14	9.1213
Total	45,419.10	6.2034	47,883.20	7.1304
Supplemental Charges	-	-	911.69	0.1358
Sale to IPPs	-	-	(55.96)	(20.2423)
Grand Total	45,419.10	6.2034	48,738.93	7.2578
Transmission Losses	-	0.1591	-	0.1768
Net Total	45,419.10	6.3624	48,738.93	7.4346

950

