



National Electric Power Regulatory Authority
Islamic Republic of Pakistan

2nd Floor, OPF building, G-5/2, Islamabad
Ph: 9206500,9207200, Fax : 9210215
E-mail: registrar@nepra.org.pk

Registrar

No. NEPRA/TRF-100/MFPA/2266-2268
April 1, 2011

Subject: **Decision of the Authority in the matter of Fuel Charges Adjustment for the Month of February 2011 for XWDISCOs - Intimation of Decision of Tariff pursuant to Section 31(4) of the Regulation of Generation, Transmission and Distribution of Electric Power Act (XL of 1997)**

Please find enclosed herewith decision of the Authority along with Annex-I & Annex-II (06 pages) regarding Fuel Charges Adjustment for the month of February 2011 in respect of XWDISCOs.

2. The decision is being intimated to the Federal Government for the purpose of notification of Fuel Charges Adjustment for XWDISCOs in the official Gazette pursuant to Section 31(4) of NEPRA Act and Rule 16(11) of NEPRA (Tariff Standards and Procedure) Rules, 1998.

Encl: As above

(Syed Safer Hussain)

Secretary
Ministry of Water & Power
'A' Block, Pak Secretariat
Islamabad


CC:

1. Secretary, Cabinet Division, Cabinet Secretariat, Islamabad.
2. Secretary, Ministry of Finance, 'Q' Block, Pak Secretariat, Islamabad.



DECISION OF THE AUTHORITY IN THE MATTER OF FUEL CHARGES ADJUSTMENT
FOR THE MONTH OF FEBRUARY 2011 FOR XW-DISCOs

1. Pursuant to the provisions of Section 31(4) of the Regulation of Generation, Transmission and Distribution of Electric Power Act 1997, (XL of 1997), the Authority has to review and revise the approved tariff on account of any variation in the fuel charges on monthly basis.
2. In order to review and revise the approved tariff of the XWDISCOs due to variations in the fuel charges for the month of February 2011, necessary information as to the details of fuel charges was obtained from Central Power Purchasing Agency (CPPA).
3. Notwithstanding the fact that the monthly adjustment on account of fuel charges variation is made in pursuance of the provisions of section 31(4) of the Act XL of 1997, yet the impact of such adjustments, if any, is passed on to the consumers of electricity, therefore, in order to meet the ends of natural justice, the Authority decided to provide an opportunity of hearing to all concerned while reviewing and revising the approved tariff on account of the variation in the fuel charges.
4. A date of hearing for the aforesaid purpose was fixed as 29th March 2011 in NEPRA Main Office; notice thereof was published in two leading national newspapers on 22nd March 2011 inviting comments/objections from the interested persons. The salient features and details of the proposed adjustment were also mentioned in the notice.
5. On the date fixed for hearing, representatives from Central Power Purchasing Agency (CPPA), Wapda Private Power Organization (WPPO), National Planning & Control Cell (NPCC), Ministry of Water & Power and media were present, however, no representative from Ministry of Finance attended the public hearing despite the service of notice. No written objection or comments were received regarding the proposed adjustments from any person. Further there was also no representation from the general public/consumers of electricity.




2

6. From the perusal of the information so provided by CPPA, it has been observed that the actual pool fuel charges of Rs. 6.4189/kWh for the month of February 2011 decreased by Rs. 0.0742/kWh (Annex-I&II) as compared to the reference fuel charges, i.e. Rs. 6.4931/KWh as indicated in the Annexure-IV of the Authority's determination pertaining to the 1st Quarter of FY 2010-11.
7. The Authority noted that during February 2011 NTDC claimed 2.78% transmission losses against the determined losses of 2.50% as per the Authority's determination dated 6th January 2006 (Case No. NEPRA/TRF-45/NTDC-2005). The Authority considers that the claimed transmission losses by NTDC are not consistent with the Authority's determination hence cannot be passed on to the consumers. The Authority has, therefore, decided to restrict the NTDC losses to 2.50% in accordance with its determination; accordingly the impact of Rs. 0.0187/kWh on this account is being disallowed to be passed on to the consumers.
8. The Authority has reviewed and assessed a decrease of Rs. 0.0929/kWh in the applicable tariff for EX-WAPDA DISCOS on account of variations in the fuel charges for the month of February 2011 as per the following details:

Actual Fuel Charges Component for February 2011	Rs. 6.4002/kWh
Corresponding Reference Fuel Charges Component (Determined)	Rs. 6.4931/kWh
Fuel Charges Variation for the month of February 2011	(-) Rs. 0.0929/kWh

9. In the light of observation made in paragraph 7 above, the Authority hereby directs CPPA to revise the fuel charges component invoiced to the distribution companies accordingly.







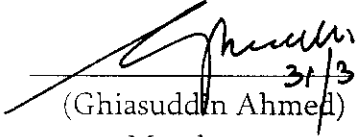
10. The adjustment as referred to in Para 8 above ;


- i) shall be applicable to all the consumer categories except lifeline and agricultural consumers of all the DISCOs;
- ii) shall be shown separately in the consumers' bill on the basis of units billed to the consumers in the month of February 2011.


AUTHORITY



(Zafar Ali Khan)
Member


(Maqbool Ahmad Khawaja)
Member


(Ghiasuddin Ahmed)
Member



(Shaukat Ali Kundi)
Member/Vice Chairman


(Khalid Saeed)
Chairman



CENTRAL POWER PURCHASING AGENCY (CPPA)
Energy Procurement Report (Provisional)
February, 2011

S.No.	Power Producer	Fuel	Dep. Capacity MW	Energy KWh	Total Energy Cost (Rs.)
1	WAPDA	Hydel	6444	1,773,116,190	104,613,855
	Jagran	Hydel	30	(1,530,010)	-3,056,960
	Malakund-III SHYDO	Hydel	81.46	15,985,300	509,490,759
	Hydel Total:		6555.46	1,787,571,480	611,047,654
2	GENCO-I				
	Jamshoro Block 1	RFO		57,505,000	744,992,369
	Jamshoro Block 2	RFO		132,488,144	2,014,582,411
	Unit 2-4	Gas		23,141,856	114,406,394
	Kotry 3-7	Gas		15,506,760	64,682,018
	Kotry 1-2	Gas	798.5	20,240	168,053
	Jamshoro Total		798.5	228,662,000	2,938,831,245
	GENCO-II				
	Central Block 1	RFO		-	0
	Guddu CC 11-13	Gas	390	161,467,495	537,654,465
	Central Block 2	Gas			0
	Guddu CC 5-10	Gas	530	188,089,168	694,425,208
	Central Block 3	RFO		18,593,307	247,597,773
	Guddu Steam 3-4	Gas	340	54,053,970	238,734,764
	Guddu Steam 1-2	Gas	140	39,801,660	188,142,446
	Central Total		1400	462,005,600	1,906,554,656
	GENCO-III				
	Northern Block 1	RFO		123,052,583	1,672,611,691
	MG Unit 1-3	Gas		1,073,699	4,588,023
	Northern Block 2	RFO		125,115,547	1,683,930,432
	GTPS FSD 5-9	GAS	1,568	(218,265)	-744,088
	GTPS FSD 1-4	GAS		(32,735)	-198,894
	Northern Block 7	RFO		(145,200)	-2,487,008
	Shahdra	Gas		(59,680)	-358,463
	Gulf Rental	RFO		34,348,492	418,065,246
	Northern Total:		1,831	283,134,441	3,775,406,939
	GENCO-IV				
Karkay	Coal	31.2	5,179,000	15,863,795	
	RFO	238	9,568,000	-	
GENCOs Total:-		4,061	988,549,041	8,636,656,634	
3	Kot Addu Block 1	RFO		210,313,400	2,226,689,243
		Gas			0
		HSD		2,948,800	41,968,666
	Kot Addu Block 2	RFO		144,346,000	1,640,632,070
	KAPCO Total		1336	357,608,200	3,909,289,979
	Hub Power	RFO	1,200	637,953,700	8,064,254,947
	Kohinoor Energy	RFO	124	68,162,000	768,365,148
	AES Lalpir	RFO	350	155,631,000	2,550,193,727
	*Pak Gen Power Limited	RFO	350	87,551,402	1,039,920,758
	Southern Power	RFO	119	14,825,334	168,425,719
	Habibullah	Gas	129	31,272,642	96,806,782
	Fauji Kabirwala	Gas	151	83,705,000	283,345,984
	Rousch	Gas	395	176,197,511	511,188,460
	Saba Power	RFO	126	16,282,663	197,583,602
	Japan Power	RFO	121	11,773,277	132,549,182
	Uch	Gas	551	287,410,000	711,709,099
	Altern	Gas	26		0
	Liberty	Gas	213	45,986,000	468,393,404
	Chashma Nuclear	Nucl.	300	172,550,000	193,100,705
	Tavanir Iran	Import	32	18,305,045	78,520,247
	Sub-Total:		5,524	2,165,213,774	19,173,647,743



3 ✓
 4
 8
 4

S.No.	Power Producer	Fuel	Dep. Capacity MW	Energy KWh	Total Energy Cost (Rs.)
1	Attock-Gen	RFO	156.18	85,794,755	980,768,525
2	Atlas-Honda	RFO	213.60	109,023,876	1,171,915,501
3	Nishat Power	RFO	195.20	118,145,642	1,275,751,688
4	Foundation Power	Gas	177.00	10,947,360	28,147,852
5	Orient	HSD	209.00	2,265,489	55,941,000
6	Nishat Chunian	RFO	195.20	116,554,068	1,277,717,135
7	Saif Power	HSD	209.00	733,752	11,924,745
8	Engro Energy	Gas	217.00	146,190,753	440,153,683
9	Saphire Power	HSD	209.00	487,516	61,943,473
10	Hubco Narowal	Gas	213.60	-	-4,866,104
11	Liberty Power	RFO	195.00	124,601,997	1,339,200,864
12	Halmore	Gas	209.00	-	0
Sub-Total:			2,399	714,745,208	6,638,598,362
IPP,s Total:-			7,008	2,879,958,982	25,812,246,105
4	TPS-Quetta	Gas	25	(44,150)	(331,125)
	SPPs	Mixed	151	53,078,198	610,399,277
Others Total			176	53,034,048	610,068,152
G-Total:			17,568	5,709,113,551	35,670,018,545

Summary

1	Hydel		1,787.57	1,787,571,480	611,047,654
2	Coal		5.18	5,179,000	15,863,795
3	HSD		6.44	6,435,557	171,777,884
4	F.O.		2,401.48	2,401,484,987	29,613,261,022
5	Gas		1,264.51	1,264,509,284	4,376,047,961
6	Nuclear		172.55	172,550,000	193,100,705
7	Import from Iran		18.31	18,305,045	78,520,247
8	Mixed		53.08	53,078,198	610,399,277
Grand Total				5,709,113,551	35,670,018,545

Energy Sale Price

Energy Cost (Rs.)	35,670,018,545
EPP charged to IPPs (Rs.)	72,732,332
EPP (Chargable) (Rs.)	35,597,286,213
Energy Sold (KWh)	5,545,725,462
Avg. Rate (Rs./KWh)	6.418869

Test Energy generated by M/s Karkay and delivered to KESC has only been accounted for. However cost accountal has been pended till NEPRA's decision.



Source Wise Generation

Sources	Reference		Actual	
	February 2011			
	GWh	%	GWh	%
Hydel	1,243.26	19.81%	1,787.57	31.31%
Coal	2.69	0.04%	5.18	0.09%
HSD	-	0.00%	6.44	0.11%
RFO	2,957.14	47.12%	2,401.48	42.06%
Gas	1,805.89	28.78%	1,264.51	22.15%
Nuclear	202.44	3.23%	172.55	3.02%
Import Iran	15.39	0.25%	18.31	0.32%
Mixed	48.71	0.78%	53.08	0.93%
Prev. Adjustment	-	0.00%	-	0.00%
Total	6,275.52	100.00%	5,709.11	100.00%
Sale to IPPs	-	0.00%	(4.47)	-0.08%
Transmission Losses	(156.89)	-2.50%	(158.92)	-2.78%
Net Delivered	6,118.63	97.50%	5,545.73	97.14%

Source Wise Fuel Cost/Energy Purchase Price

Sources	Reference		Actual	
	February 2011			
	Mlns. Rs.	Rs./kWh	Mlns. Rs.	Rs./kWh
Hydel	198.18	0.1594	211.33	0.1182
Coal	7.27	2.6975	15.86	3.0631
HSD	-	-	95.43	14.8280
RFO	32,389.01	10.9528	29,150.79	12.1387
Gas	6,442.92	3.5677	4,390.89	3.4724
Nuclear	103.14	0.5095	193.10	1.1191
Import Iran	76.80	4.9894	78.62	4.2950
Mixed	511.43	10.5000	610.40	11.5000
Prev. Adjustment	-	-	-	-
Total	39,728.75	6.3308	34,746.43	6.0861
Supplemental Charges	-	-	923.59	0.1618
Sale to IPPs	-	-	(72.73)	(16.2863)
Grand Total	39,728.75	6.3308	35,597.29	6.2352
Transmission Losses	-	0.1623	-	0.1837
Net Total	39,728.75	6.4931	35,597.29	6.4189

