



National Electric Power Regulatory Authority

Islamic Republic of Pakistan

2nd Floor, OPF Building, G-5/2, Islamabad

Ph: 9206500, 9207200, Fax : 9210215

E-mail: registrar@nepra.org.pk

Registrar

No. NEPRA/TRF-100/MFPA/4912-4914

December 31, 2010


Subject: **Decision of the Authority in the matter of Fuel Charges Adjustment for the Month of November 2010 for XWDISCOs - Intimation of Decision of Tariff pursuant to Section 31(4) of the Regulation of Generation, Transmission and Distribution of Electric Power Act (XL of 1997)**

In continuation of this office letter No. NEPRA/R/SMD-06/1866-67 dated 24.08.2010 and pursuant to the provisions of Section 31(4) of the Regulation of Generation, Transmission and Distribution of Electric Power Act, 1997 (NEPRA Act) and as per mechanism for monthly fuel price adjustment prescribed by NEPRA in the 1st quarterly tariff Determination of FY 2009-10 for the XWDISCOs duly notified in the official Gazette, the Authority has to review the fuel charges on monthly basis in the approved tariff on account of any variation.

2. Please find enclosed decision of the Authority along with Annex-I & Annex-II (06 pages) in respect of Fuel Charges Adjustment for the month of November 2010 for XWDISCOs.

3. The decision is being intimated to the Federal Government for the purpose of notification of Fuel Charges Adjustment for XWDISCOs in the official Gazette pursuant to Section 31(4) of NEPRA Act and Rule 16(11) of NEPRA (Tariff Standards and Procedure) Rules, 1998.

Encl: As above


(Syed Safer Hussain)


Secretary
Ministry of Water & Power
'A' Block, Pak Secretariat
Islamabad

CC:

1. Secretary, Cabinet Division, Cabinet Secretariat, Islamabad.
2. Secretary, Ministry of Finance, 'Q' Block, Pak Secretariat, Islamabad.

**DECISION OF THE AUTHORITY IN THE MATTER OF FUEL CHARGES ADJUSTMENT
FOR THE MONTH OF NOVEMBER 2010 FOR XWDISCOs**


1. Pursuant to the provisions of Section 31(4) of the Regulation of Generation, Transmission and Distribution of Electric Power Act 1997, (XL of 1997), the Authority has to review and revise the approved tariff on account of any variations in the fuel charges on monthly basis.
2. In order to review and revise the approved tariff of the XWDISCOs due to variations in the fuel charges for the month of November, 2010, necessary information as to the details of fuel charges was obtained from Central Power Purchasing Agency (CPPA).
3. Notwithstanding the fact that the monthly adjustments on account of fuel charges variations are made in pursuance to the provisions of section 31(4) of the Act XL of 1997, yet the impact of such adjustments, if any, is passed on to the consumers of electricity, therefore, in order to meet the ends of natural justice, the Authority decided to provide an opportunity of hearing to all concerned while reviewing and revising the approved tariff on account of the variations in the fuel charges.
4. A date of hearing for the aforesaid purpose was fixed as 29th December 2010 in NEPRA Main Office; notice thereof was published in two leading national newspapers on 21st December 2010 inviting comments/objections from the concerned persons. The salient features and details of the proposed adjustment were also mentioned in the notice.
5. On the date fixed for hearing, representatives from Central Power Purchasing Agency (CPPA), Wapda Private Power Organization (WPPO), Islamabad Electric Supply Company, Ministry of Water & Power and media were present, however, no representative from Ministry of Finance attended the public hearing despite the service of notice. No written objection or comments were received regarding the proposed



adjustments from any person. Further there was also no representation from the general public/consumers of electricity.


6. From the perusal of the information so provided by CPPA, it has been observed that the actual pool fuel charges of Rs. 4.2362/kWh for the month of November 2010 decreased by Rs. 0.7883/kWh (Annex-I&II) as compared to the reference fuel charges, i.e. Rs. 5.0245/KWh as indicated in the Annexure-IV of the Authority's determination pertaining to the 1st Quarter of FY 2010-11.
7. The Authority noted that the supplemental charges under PPAs included an amount of Rs. 1,880 million on account of markup on delayed payments to IPPs. The Authority in its earlier decisions disallowed this cost for the reason that the consumers who pay their bills in time cannot be burdened with the markup on delayed payment to IPPs. Accordingly, the Authority in line with its previous decisions has decided to disallow the markup cost of Rs. 1,880 million to be passed on to the consumers. In this regard the impact of markup cost of Rs. 0.2941/kWh is disallowed accordingly.
8. Accordingly the Authority has reviewed and assessed a decrease of Rs. 1.0824/kWh in the applicable tariff for EX-WAPDA DISCOS on account of variations in the fuel charges for the month of November 2010 as per the following:

Actual Fuel Charges Component for November 2010	Rs. 3.9421/kWh
Corresponding Reference Fuel Charges Component (Determined)	Rs. 5.0245/kWh
Fuel Charges Variation for the month of November 2010	(-) Rs. 1.0824/kWh




9. The adjustment as referred to in Para 8 above ;
- i) shall be applicable to all the consumer categories except lifeline and agricultural consumers of all the DISCOs;
 - ii) shall be shown separately in the consumers' bill on the basis of units billed to the consumers in the month of November 2010.

AUTHORITY

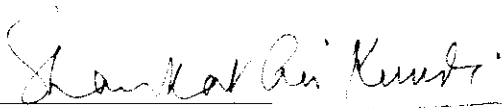


(Maqbool Ahmad Khawaja)
Member




31/12

(Ghiasuddin Ahmed)
Member



(Shaukat Ali Kundi)
Member/Vice Chairman

31.12.2010




(Khalid Saeed)
Chairman



CENTRAL POWER PURCHASING AGENCY (CPPA)
Energy Procurement Report (Provisional)
November, 2010

S.No.	Power Producer	Fuel	Dep. Capacity MW	Energy KWh	Total Energy Cost (Rs.)	
1	WAPDA	Hydel	6444	2,789,679,100	861,173,938	
	Jagran	Hydel	30	(1,834,550)	-3,665,431	
	Malakund-III SHYDO	Hydel	81.46	24,986,500	116,463,925	
	Hydel Total:			6555.46	2,812,831,050	973,972,432
2	GENCO-I					
	Jamshoro Block 1	RFO		32,070,000	365,946,337	
	Unit 1	GAS			0	
	Jamshoro Block 2	RFO		54,952,143	736,271,567	
	Unit 2-4	Gas		33,382,857	164,714,355	
	Jamshoro Block 3	RFO		-	0	
	Kotry 3-7	Gas		46,050,260	191,038,582	
	Jamshoro Block 4	Gas		-	0	
	Kotry 1-2	Gas	798.5	487,940	4,046,681	
	Prev. Adjustment			-	0	
	Jamshoro Total			798.5	166,943,200	1,462,017,522
	GENCO-II					
	Central Block 1	RFO		-	0	
	Guddu CC 11-13	Gas	390	167,167,663	556,634,884	
	Central Block 2	Gas		-	0	
	Guddu CC 5-10	Gas	530	172,188,352	635,719,395	
	Central Block 3	RFO		14,895,939	190,553,321	
	Guddu Steam 3-4	Gas	340	89,278,346	394,306,743	
	Central Block 4	F.O.		-	0	
	Guddu Steam 1-2	Gas	140	36,590,299	172,962,344	
	Prev. Adjustment			-	0	
	Central Total			1400	480,120,599	1,950,176,687
	GENCO-III					
	Northern Block 1	RFO		177,850,816	2,127,484,918	
	MG Unit 1-3	Gas		344,061	1,470,208	
	Northern Block 2	RFO		34,187,887	404,157,827	
	MG Unit 4	GAS		370,324	1,568,470	
	Northern Block 3	RFO		41,851,177	564,022,512	
	MG Unit 5-6	Gas		(279,217)	-1,343,759	
	Northern Block 4	F.O.		-	0	
	GTPS FSD 5-9	GAS		(29,926)	-102,021	
		HSD		-	0	
	Northern Block 5	RFO	1,568	-	0	
SPS FSD 1-2	GAS		(296,074)	-1,798,916		
Northern Block 6	RFO		-	0		
GTPS FSD 1-4	GAS		-	0		
	HSD		-	0		
Northern Block 7	RFO		(164,300)	-2,544,383		
NGPS Multan 1-4	GAS		-	0		
Northern Block 8	F.O.		-	0		
Shahdra	Gas		(64,810)	-389,276		
Gulf Rental	RFO		30,215,965	326,546,994		
Rental Summandari	Gas	138	-	0		
Adjustment			-	0		
Northern Total:			1,831	283,985,903	3,419,072,575	
GENCO-IV						
Lakhra Power	Coal	31.2	-	0		
GENCOs Total:-			4,061	931,049,702	6,831,266,784	
3	Kot Addu Block 1	RFO		141,176,200	2,087,434,476	
		Gas		-	0	
		HSD		-	0	
	Kot Addu Block 2	RFO		48,115,800	479,632,586	
		Gas		-	0	
		HSD		-	0	
	Kot Addu Block 3	Gas		-	0	
	HSD		-	0		
KAPCO Total			1336	189,292,000	2,567,067,062	



F.S.

	Hub Power	RFO	1,200	388,095,700	4,774,569,556
	Kohinoor Energy	RFO	124	68,129,000	683,289,086
	AES Lalpir	RFO	350	0	84,167,758
	Pak Gen Power Limited	RFO	350	99,578,448	1,004,970,293
	Southern Power	RFO	119	23,021,615	232,410,791
	Habibullah	Gas	129	81,793,129	248,309,148
	Fauji Kabirwala	Gas	151	86,541,000	313,512,749
	Rousch	Gas	395	180,945,664	599,365,106
	Saba Power	RFO	126	17,475,389	185,704,846
	Japan Power	RFO	121	32,001,156	333,697,355
	Uch	Gas	551	216,190,000	652,131,029
	Altern	Gas	26	20,563,400	74,221,626
	Liberty	Gas	213	131,570,000	991,784,377
	Chashma Nuclear	Nucl.	300	216,050,000	255,414,185
	Tavanir Iran	Import	32	24,908,070	106,150,978
Sub-Total:			5,524	1,776,154,571	13,106,765,945
1	Attock-Gen	RFO	156.18	77,009,445	774,117,623
2	Atlas-Honda	RFO	213.60	85,870,067	861,215,674
3	Nishat Power	RFO	195.20	94,079,300	943,100,515
4	Foundation Power	Gas	177.00	60,677,720	156,014,554
5	Orient	Gas	209.00	116,785,297	310,042,842
6	Nishat Chunian	RFO	195.20	92,315,196	903,704,533
7	Saif Power	Gas	209.00	151,090,153	415,582,200
8	Engro Energy	Gas	217.00	123,750,777	380,742,710
9	Saphire Power	Gas	225.00	116,514,863	310,670,748
10	Hubco Narowal	RFO	225.00	-	-
11	Liberty Power	RFO	200.00	74,452,248	676,092,795
12	Halmore	Gas	225.00	-	-
Sub-Total:				992,545,066	5,731,284,194
IPPs Total:-			7,008	2,768,699,637	18,838,050,139
4	TPS-Quetta	Gas	25	(36,730)	(275,475)
	TPS-Shahdara	Gas		-	-
	SPPs	Mixed	151	44,315,331	509,626,307
Others Total			176	44,278,601	509,350,832
G-Total:			17,568	6,556,858,990	27,152,640,187

Summary

1	Hydel			2,812,831,050	973,972,432
2	Coal			-	-
3	HSD			-	-
4	F.O.			1,627,179,191	18,736,546,982
5	Gas			1,831,575,348	6,570,929,304
6	Nuclear			216,050,000	255,414,185
7	Import from Iran			24,908,070	106,150,978
8	Mixed			44,315,331	509,626,307
Grand Total				6,556,858,990	27,152,640,187

Energy Sale Price

Energy Cost (Rs.)	27,152,640,187
EPP charged to IPPs (Rs.)	70,378,878
EPP (Chargable) (Rs.)	27,082,261,309
Energy Sold (KWh)	6,393,067,883
Avg. Rate (Rs./KWh)	4.2362




Handwritten signature and initials.

Source Wise Generation

Sources	Reference		Actual	
	November 2010			
	GWh	%	GWh	%
Hydel	2,290	33.3%	2,813	42.9%
Coal	3	0.0%	-	0.0%
HSD	-	0.0%	-	0.0%
RFO	2,441	35.5%	1,627	24.8%
Gas	1,850	26.9%	1,832	27.9%
Nuclear	217	3.2%	216	3.3%
Import Iran	18	0.3%	25	0.4%
Mixed	49	0.7%	44	0.7%
Prev Adjust	-	0.0%	-	0.0%
Total	6,868	100.0%	6,557	100.0%
Sale to IPPs	-	0.0%	(4)	-0.1%
Transmission Losses	(172)	-2.5%	(160)	-2.4%
Net Delivered	6,696	97.5%	6,393	97.5%

Source Wise Fuel Cost/Energy Purchase Price

Sources	Reference		Actual	
	November 2010			
	Mlns. Rs.	Rs./kWh	Mlns. Rs.	Rs./kWh
Hydel	243	0.1060	974	0.3463
Coal	8	2.6975	-	-
HSD	-	-	-	-
RFO	25,841	10.5849	16,906	10.3897
Gas	6,843	3.6984	6,353	3.4687
Nuclear	111	0.5095	242	1.1191
Import Iran	89	4.9894	106	4.2617
Mixed	511	10.5000	510	11.5000
Prev Adjust	-	-	-	-
Total	33,645	4.8989	25,091	3.8266
Supplemental Charges	-	-	2,062	0.3145
Sale to IPPs	-	-	(70)	(18.9004)
Grand Total	33,645	4.8989	27,082	4.1304
Transmission Losses	-	0.1256	-	0.1058
Net Total	33,645	5.0245	27,082	4.2362



Handwritten signature and initials.