



National Electric Power Regulatory Authority

Islamic Republic of Pakistan

2nd Floor, OPF Building, G-5/2, Islamabad.
Ph: 9206500, 9207200 Fax : 9210215
E-mail: office@nepra.org.pk

Registrar

No. NEPRA/R/LAG-105/7114-15

April 10, 2008

Chief Executive Officer
Liberty Power Tech Limited
A/51-A, S.I.T.E.
Karachi-75700


Subject: **Generation Licence No. IGSP/L17/2008**
Licence Application No. LAG-105
Liberty Power Tech Limited (LPTL)

Please refer to your letter no. LPTL/003/2007, dated November 05, 2007 to NEPRA for a Generation Licence.

2. Enclosed here is Generation Licence No. IGSP/L17/2008 granted by the Authority to Liberty Power Tech Limited (LPTL). The Licence is granted to you pursuant to Section 15 of the Regulation of Generation, Transmission and Distribution of Electric Power Act (XL of 1997).

3. Please quote above mentioned Generation Licence No. for your future correspondence with the Authority.

Enclosure: **As above**




(Amer Zia)

Copy for information to Director General, Pakistan Environmental Protection Agency, House No. 311, Main Margalla Road, F-11/3, Islamabad.

**National Electric Power Regulatory Authority
(NEPRA)
Islamabad – Pakistan**

GENERATION LICENCE

No. IGSPL/17/2008

In exercise of the Powers conferred upon the National Electric Power Regulatory Authority (NEPRA) under Section 15 of the Regulation of Generation, Transmission and Distribution of Electric Power Act, 1997 (XL of 1997), the Authority hereby grants a Generation Licence to:

LIBERTY POWER TECH LIMITED

Incorporated under the Companies Ordinance, 1984
Under Certificate of Incorporation


No. 0062901, Dated September 13, 2007

**For its Plant located near Sahianwala Interchange of M-3 Motorway
at 5-KM Sahianwala-Chiniot Road District, Faisalabad, Punjab
(Installed Capacity: 202.179 MW Gross ISO)**

to engage in generation business subject to and in accordance with the Articles of this Licence.

Given under my hand this 10th day of April, Two Thousand & Eight, and expires on 30th day of December, Two Thousand & Thirty Five.


Registrar



Article-1
Definitions

1.1 In this Licence

- (a) "Act" means the Regulation of Generation, Transmission and Distribution of Electric Power Act, 1997 (XL of 1997);
- (b) "Authority" means the National Electric Power Regulatory Authority constituted under section 3 of the Act;
- (c) "Licensee" means LIBERTY POWER TECH LIMITED;
- (d) "Rules" mean the National Electric Power Regulatory Authority Licensing (Generation) Rules, 2000.

1.2 Words and expressions used but not defined herein bear the meaning given thereto in the Act or in the Rules.


Article-2
Application of Rules

This Licence is issued subject to the provisions of the Rules, as amended from time to time.

Article-3
Generation Facilities

3.1 The location, size (capacity in MW), technology, interconnection arrangements, technical limits, technical functional specifications and other details specific to the power generation facilities of the Licensee are set out in Schedule-I to this Licence.

[Handwritten signatures]



3.2 The net capacity of the Licensee's generation facilities is set out in Schedule-II hereto.

3.3 The Licensee shall provide the final arrangement, technical and financial specifications and other details specific to generation facilities before commissioning of the generation facilities.

Article-4
Term of Licence

4.1 The Licence is granted for a term of twenty five (25) years after the Commercial Operation Date.

4.2 Unless revoked earlier, the Licensee may ninety days (90) days prior to the expiry of the term of the Licence, apply for renewal of the Licence under the Licensing (Application and Modification Procedures) Regulation, 1999

Article-5
Licence fee

After the grant of the Generation Licence, the Licensee shall pay to the Authority the Licence fee, in the amount and manner and at the time set out in National Electric Power Regulatory Authority (Fees & Fine) Rules, 2002.


Article-6
Tariff

The Licensee shall charge only such tariff which has been approved or specified by the Authority.

Article-7
Competitive Trading Arrangement

7.1 The Licensee shall participate in such measures as may be directed by the Authority from time to time for development of a Competitive Trading Arrangement. The Licensee shall in good faith work towards implementation and

[Handwritten signatures]



operation of the aforesaid Competitive Trading Arrangement in the manner and time period specified by the Authority. Provided that, any such participation shall be subject to any contract entered between the Licensee and another party with the approval of the Authority.

7.2 Any variation or modification in the above-mentioned contracts for allowing the parties thereto to participate wholly or partially in the Competitive Trading Arrangement shall be subject to mutual agreement of the parties thereto and such terms and conditions as may be approved by the Authority.

Article-8
Maintenance of Records

For the purpose of sub-rule (1) of Rule 19 of the Rules, copies of records and data shall be retained in standard and electronic form and all such records and data shall, subject to just claims of confidentiality, be accessible by authorized officers of the Authority.

Article-9
Compliance with Performance Standards

The Licensee shall conform to the relevant NEPRA rules on Performance Standards as may be prescribed by the Authority from time to time.


Article-10
Compliance with Environmental Standards

The Licensee shall conform to the environmental standards as may be prescribed by the relevant competent authority from time to time.


Article-11
Provision of Information

11.1 The obligation of the Licensee to provide information to the Authority shall be in accordance with Section 44 of the Act.

[Handwritten signatures]




11.2 The Licensee shall be subject to such penalties as may be specified in the relevant rules made by the Authority for failure to furnish such information as may be required from time to time by the Authority and which is or ought to be or has been in the control or possession of the Licensee.

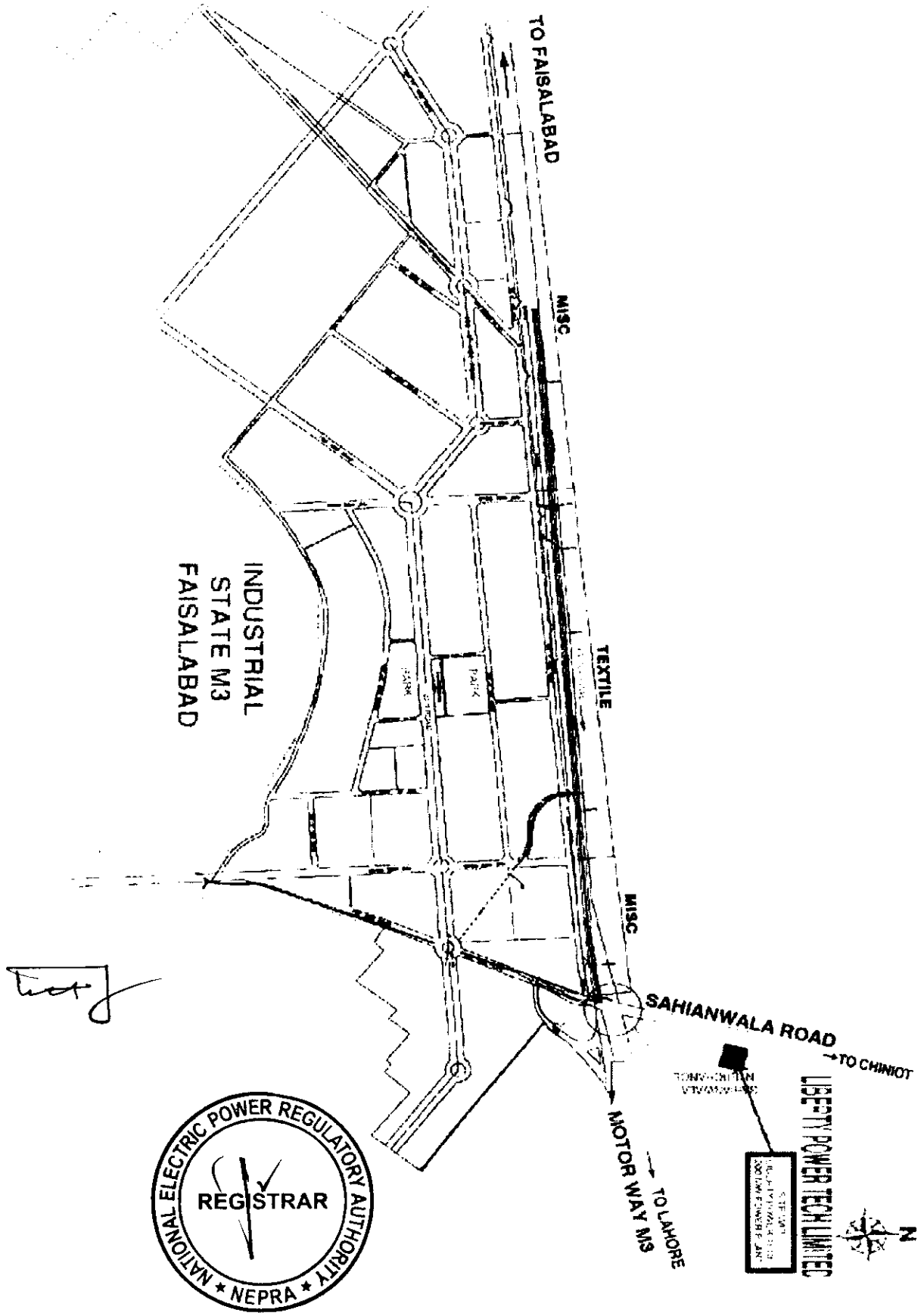
Handwritten signatures in black ink, consisting of several cursive scribbles.

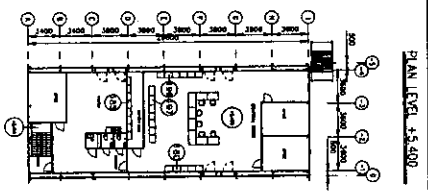
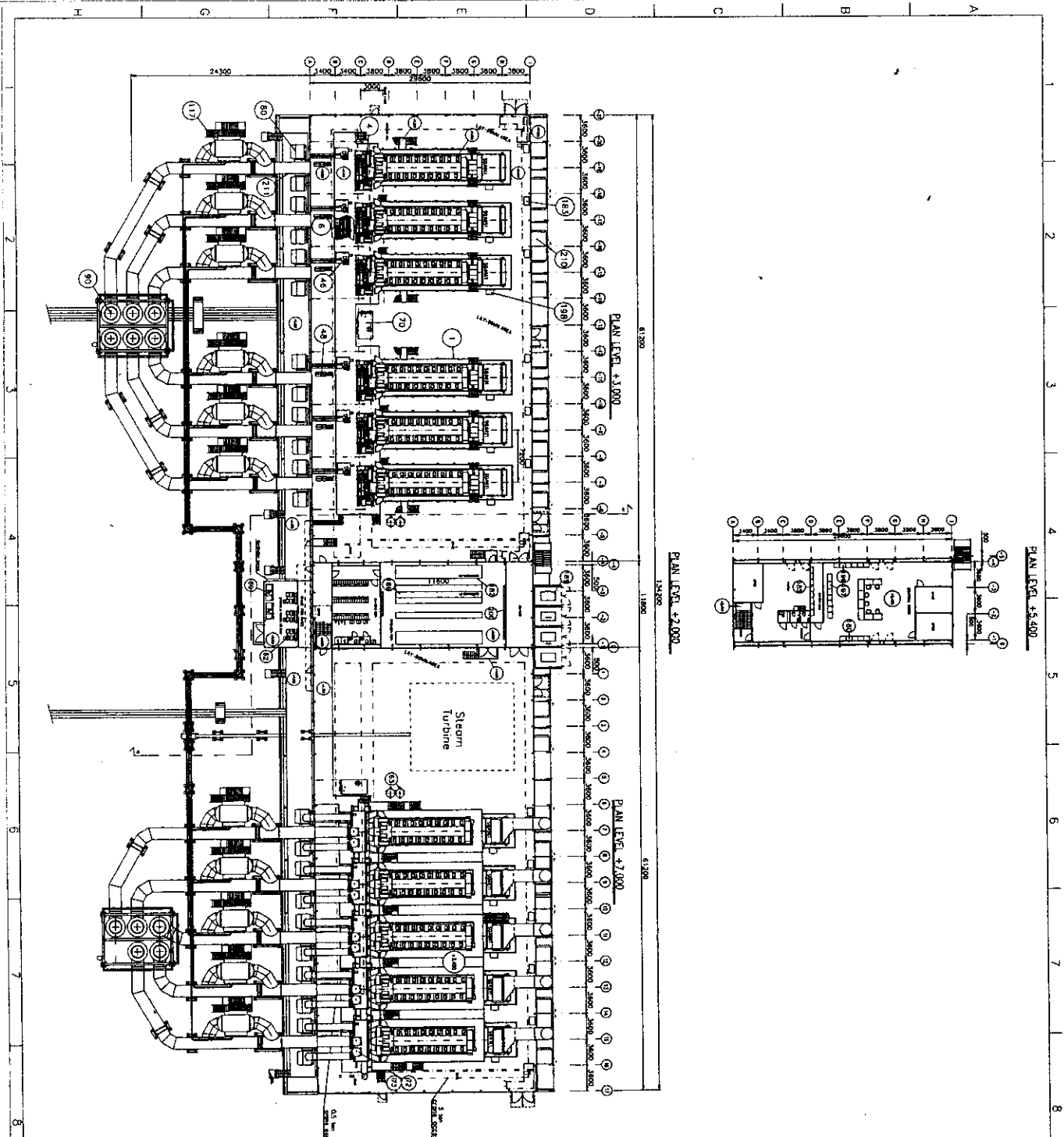
SCHEDULE-I

The location, size (capacity in MW) technology, interconnection arrangements, technical limits, technical functional specifications and other details specific to the Generation Facilities of the Licensee.



Generation Licence
Liberty Power Tech Limited
Near Sahianwala Interchange of M-3 Motorway
at 5-KM Sahianwala-Chiniot Road
District, Faisalabad
Punjab






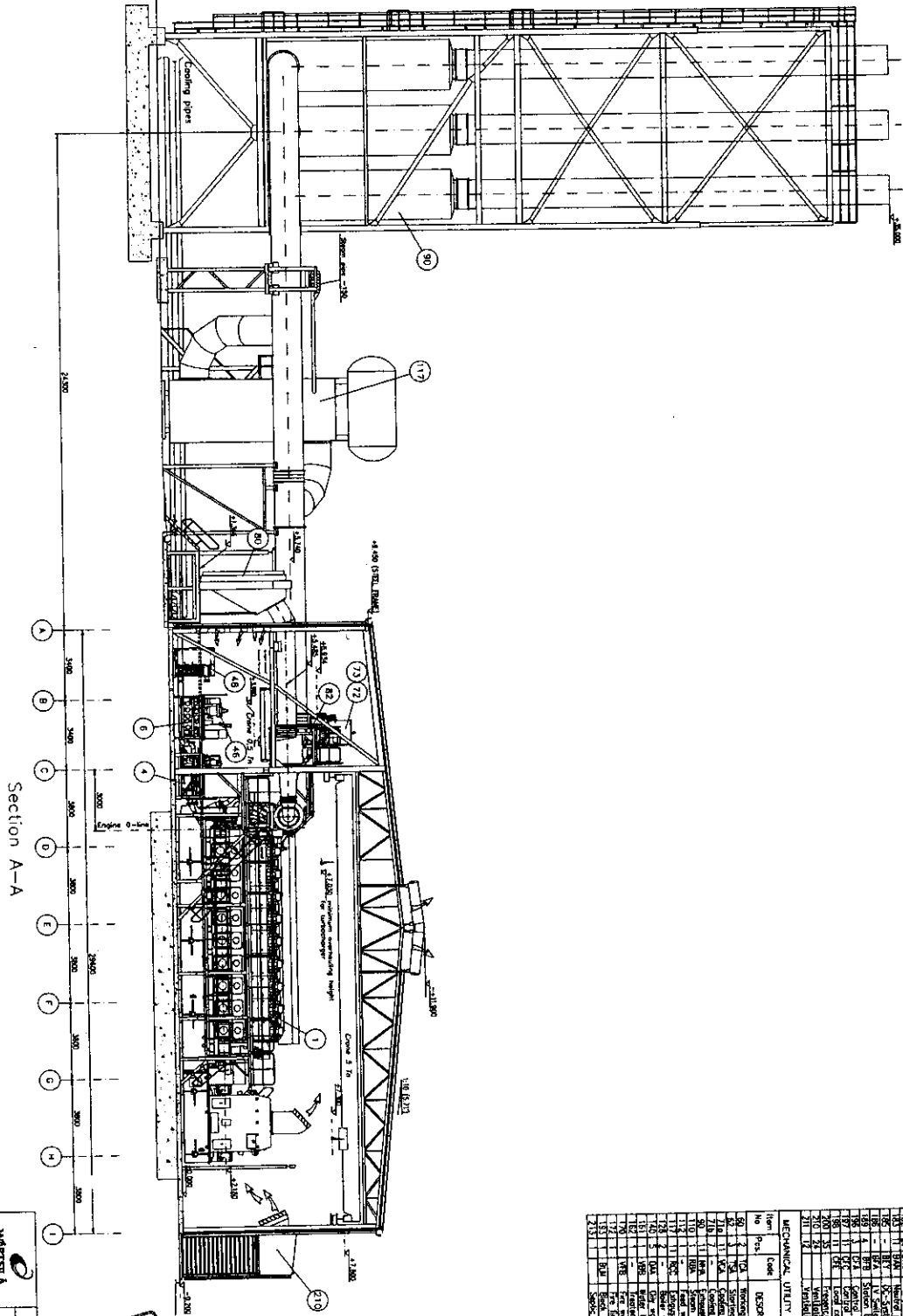
Item No.	Code	DESCRIPTION	Quantity	UNIT	ESTIMATED COST (PKR)
1	MECH	MECHANICAL UTILITY AREA			
1.1	MECH	STEAM TURBINE	1	NO.	1500000
1.2	MECH	CONDENSER	1	NO.	1000000
1.3	MECH	EXHAUST STEAM CONDENSER	1	NO.	1000000
1.4	MECH	EXHAUST STEAM CONDENSER	1	NO.	1000000
1.5	MECH	EXHAUST STEAM CONDENSER	1	NO.	1000000
1.6	MECH	EXHAUST STEAM CONDENSER	1	NO.	1000000
1.7	MECH	EXHAUST STEAM CONDENSER	1	NO.	1000000
1.8	MECH	EXHAUST STEAM CONDENSER	1	NO.	1000000
1.9	MECH	EXHAUST STEAM CONDENSER	1	NO.	1000000
1.10	MECH	EXHAUST STEAM CONDENSER	1	NO.	1000000
1.11	MECH	EXHAUST STEAM CONDENSER	1	NO.	1000000
1.12	MECH	EXHAUST STEAM CONDENSER	1	NO.	1000000
1.13	MECH	EXHAUST STEAM CONDENSER	1	NO.	1000000
1.14	MECH	EXHAUST STEAM CONDENSER	1	NO.	1000000
1.15	MECH	EXHAUST STEAM CONDENSER	1	NO.	1000000
1.16	MECH	EXHAUST STEAM CONDENSER	1	NO.	1000000
1.17	MECH	EXHAUST STEAM CONDENSER	1	NO.	1000000
1.18	MECH	EXHAUST STEAM CONDENSER	1	NO.	1000000
1.19	MECH	EXHAUST STEAM CONDENSER	1	NO.	1000000
1.20	MECH	EXHAUST STEAM CONDENSER	1	NO.	1000000
1.21	MECH	EXHAUST STEAM CONDENSER	1	NO.	1000000
1.22	MECH	EXHAUST STEAM CONDENSER	1	NO.	1000000
1.23	MECH	EXHAUST STEAM CONDENSER	1	NO.	1000000
1.24	MECH	EXHAUST STEAM CONDENSER	1	NO.	1000000
1.25	MECH	EXHAUST STEAM CONDENSER	1	NO.	1000000
1.26	MECH	EXHAUST STEAM CONDENSER	1	NO.	1000000
1.27	MECH	EXHAUST STEAM CONDENSER	1	NO.	1000000
1.28	MECH	EXHAUST STEAM CONDENSER	1	NO.	1000000
1.29	MECH	EXHAUST STEAM CONDENSER	1	NO.	1000000
1.30	MECH	EXHAUST STEAM CONDENSER	1	NO.	1000000
1.31	MECH	EXHAUST STEAM CONDENSER	1	NO.	1000000
1.32	MECH	EXHAUST STEAM CONDENSER	1	NO.	1000000
1.33	MECH	EXHAUST STEAM CONDENSER	1	NO.	1000000
1.34	MECH	EXHAUST STEAM CONDENSER	1	NO.	1000000
1.35	MECH	EXHAUST STEAM CONDENSER	1	NO.	1000000
1.36	MECH	EXHAUST STEAM CONDENSER	1	NO.	1000000
1.37	MECH	EXHAUST STEAM CONDENSER	1	NO.	1000000
1.38	MECH	EXHAUST STEAM CONDENSER	1	NO.	1000000
1.39	MECH	EXHAUST STEAM CONDENSER	1	NO.	1000000
1.40	MECH	EXHAUST STEAM CONDENSER	1	NO.	1000000
1.41	MECH	EXHAUST STEAM CONDENSER	1	NO.	1000000
1.42	MECH	EXHAUST STEAM CONDENSER	1	NO.	1000000
1.43	MECH	EXHAUST STEAM CONDENSER	1	NO.	1000000
1.44	MECH	EXHAUST STEAM CONDENSER	1	NO.	1000000
1.45	MECH	EXHAUST STEAM CONDENSER	1	NO.	1000000
1.46	MECH	EXHAUST STEAM CONDENSER	1	NO.	1000000
1.47	MECH	EXHAUST STEAM CONDENSER	1	NO.	1000000
1.48	MECH	EXHAUST STEAM CONDENSER	1	NO.	1000000
1.49	MECH	EXHAUST STEAM CONDENSER	1	NO.	1000000
1.50	MECH	EXHAUST STEAM CONDENSER	1	NO.	1000000
1.51	MECH	EXHAUST STEAM CONDENSER	1	NO.	1000000
1.52	MECH	EXHAUST STEAM CONDENSER	1	NO.	1000000
1.53	MECH	EXHAUST STEAM CONDENSER	1	NO.	1000000
1.54	MECH	EXHAUST STEAM CONDENSER	1	NO.	1000000
1.55	MECH	EXHAUST STEAM CONDENSER	1	NO.	1000000
1.56	MECH	EXHAUST STEAM CONDENSER	1	NO.	1000000
1.57	MECH	EXHAUST STEAM CONDENSER	1	NO.	1000000
1.58	MECH	EXHAUST STEAM CONDENSER	1	NO.	1000000
1.59	MECH	EXHAUST STEAM CONDENSER	1	NO.	1000000
1.60	MECH	EXHAUST STEAM CONDENSER	1	NO.	1000000
1.61	MECH	EXHAUST STEAM CONDENSER	1	NO.	1000000
1.62	MECH	EXHAUST STEAM CONDENSER	1	NO.	1000000
1.63	MECH	EXHAUST STEAM CONDENSER	1	NO.	1000000
1.64	MECH	EXHAUST STEAM CONDENSER	1	NO.	1000000
1.65	MECH	EXHAUST STEAM CONDENSER	1	NO.	1000000
1.66	MECH	EXHAUST STEAM CONDENSER	1	NO.	1000000
1.67	MECH	EXHAUST STEAM CONDENSER	1	NO.	1000000
1.68	MECH	EXHAUST STEAM CONDENSER	1	NO.	1000000
1.69	MECH	EXHAUST STEAM CONDENSER	1	NO.	1000000
1.70	MECH	EXHAUST STEAM CONDENSER	1	NO.	1000000
1.71	MECH	EXHAUST STEAM CONDENSER	1	NO.	1000000
1.72	MECH	EXHAUST STEAM CONDENSER	1	NO.	1000000
1.73	MECH	EXHAUST STEAM CONDENSER	1	NO.	1000000
1.74	MECH	EXHAUST STEAM CONDENSER	1	NO.	1000000
1.75	MECH	EXHAUST STEAM CONDENSER	1	NO.	1000000
1.76	MECH	EXHAUST STEAM CONDENSER	1	NO.	1000000
1.77	MECH	EXHAUST STEAM CONDENSER	1	NO.	1000000
1.78	MECH	EXHAUST STEAM CONDENSER	1	NO.	1000000
1.79	MECH	EXHAUST STEAM CONDENSER	1	NO.	1000000
1.80	MECH	EXHAUST STEAM CONDENSER	1	NO.	1000000
1.81	MECH	EXHAUST STEAM CONDENSER	1	NO.	1000000
1.82	MECH	EXHAUST STEAM CONDENSER	1	NO.	1000000
1.83	MECH	EXHAUST STEAM CONDENSER	1	NO.	1000000
1.84	MECH	EXHAUST STEAM CONDENSER	1	NO.	1000000
1.85	MECH	EXHAUST STEAM CONDENSER	1	NO.	1000000
1.86	MECH	EXHAUST STEAM CONDENSER	1	NO.	1000000
1.87	MECH	EXHAUST STEAM CONDENSER	1	NO.	1000000
1.88	MECH	EXHAUST STEAM CONDENSER	1	NO.	1000000
1.89	MECH	EXHAUST STEAM CONDENSER	1	NO.	1000000
1.90	MECH	EXHAUST STEAM CONDENSER	1	NO.	1000000
1.91	MECH	EXHAUST STEAM CONDENSER	1	NO.	1000000
1.92	MECH	EXHAUST STEAM CONDENSER	1	NO.	1000000
1.93	MECH	EXHAUST STEAM CONDENSER	1	NO.	1000000
1.94	MECH	EXHAUST STEAM CONDENSER	1	NO.	1000000
1.95	MECH	EXHAUST STEAM CONDENSER	1	NO.	1000000
1.96	MECH	EXHAUST STEAM CONDENSER	1	NO.	1000000
1.97	MECH	EXHAUST STEAM CONDENSER	1	NO.	1000000
1.98	MECH	EXHAUST STEAM CONDENSER	1	NO.	1000000
1.99	MECH	EXHAUST STEAM CONDENSER	1	NO.	1000000
1.100	MECH	EXHAUST STEAM CONDENSER	1	NO.	1000000

WAPSCA
 1874/2011
 11218/16 Combined Site
 DBAA219440 XX

Project Name: Power house, plan
 Scale: 1:200
 Date: 11/2011

PRELIMINARY





Section A-A

Item No.	Code	DESCRIPTION	Quantity	UNIT	AMOUNT
1	11	Water treatment plant	1	NO	100000
2	12	Water treatment plant	1	NO	100000
3	13	Water treatment plant	1	NO	100000
4	14	Water treatment plant	1	NO	100000
5	15	Water treatment plant	1	NO	100000
6	16	Water treatment plant	1	NO	100000
7	17	Water treatment plant	1	NO	100000
8	18	Water treatment plant	1	NO	100000
9	19	Water treatment plant	1	NO	100000
10	20	Water treatment plant	1	NO	100000
11	21	Water treatment plant	1	NO	100000
12	22	Water treatment plant	1	NO	100000
13	23	Water treatment plant	1	NO	100000
14	24	Water treatment plant	1	NO	100000
15	25	Water treatment plant	1	NO	100000
16	26	Water treatment plant	1	NO	100000
17	27	Water treatment plant	1	NO	100000
18	28	Water treatment plant	1	NO	100000
19	29	Water treatment plant	1	NO	100000
20	30	Water treatment plant	1	NO	100000
21	31	Water treatment plant	1	NO	100000
22	32	Water treatment plant	1	NO	100000
23	33	Water treatment plant	1	NO	100000
24	34	Water treatment plant	1	NO	100000
25	35	Water treatment plant	1	NO	100000
26	36	Water treatment plant	1	NO	100000
27	37	Water treatment plant	1	NO	100000
28	38	Water treatment plant	1	NO	100000
29	39	Water treatment plant	1	NO	100000
30	40	Water treatment plant	1	NO	100000
31	41	Water treatment plant	1	NO	100000
32	42	Water treatment plant	1	NO	100000
33	43	Water treatment plant	1	NO	100000
34	44	Water treatment plant	1	NO	100000
35	45	Water treatment plant	1	NO	100000
36	46	Water treatment plant	1	NO	100000
37	47	Water treatment plant	1	NO	100000
38	48	Water treatment plant	1	NO	100000
39	49	Water treatment plant	1	NO	100000
40	50	Water treatment plant	1	NO	100000
41	51	Water treatment plant	1	NO	100000
42	52	Water treatment plant	1	NO	100000
43	53	Water treatment plant	1	NO	100000
44	54	Water treatment plant	1	NO	100000
45	55	Water treatment plant	1	NO	100000
46	56	Water treatment plant	1	NO	100000
47	57	Water treatment plant	1	NO	100000
48	58	Water treatment plant	1	NO	100000
49	59	Water treatment plant	1	NO	100000
50	60	Water treatment plant	1	NO	100000
51	61	Water treatment plant	1	NO	100000
52	62	Water treatment plant	1	NO	100000
53	63	Water treatment plant	1	NO	100000
54	64	Water treatment plant	1	NO	100000
55	65	Water treatment plant	1	NO	100000
56	66	Water treatment plant	1	NO	100000
57	67	Water treatment plant	1	NO	100000
58	68	Water treatment plant	1	NO	100000
59	69	Water treatment plant	1	NO	100000
60	70	Water treatment plant	1	NO	100000
61	71	Water treatment plant	1	NO	100000
62	72	Water treatment plant	1	NO	100000
63	73	Water treatment plant	1	NO	100000
64	74	Water treatment plant	1	NO	100000
65	75	Water treatment plant	1	NO	100000
66	76	Water treatment plant	1	NO	100000
67	77	Water treatment plant	1	NO	100000
68	78	Water treatment plant	1	NO	100000
69	79	Water treatment plant	1	NO	100000
70	80	Water treatment plant	1	NO	100000
71	81	Water treatment plant	1	NO	100000
72	82	Water treatment plant	1	NO	100000
73	83	Water treatment plant	1	NO	100000
74	84	Water treatment plant	1	NO	100000
75	85	Water treatment plant	1	NO	100000
76	86	Water treatment plant	1	NO	100000
77	87	Water treatment plant	1	NO	100000
78	88	Water treatment plant	1	NO	100000
79	89	Water treatment plant	1	NO	100000
80	90	Water treatment plant	1	NO	100000
81	91	Water treatment plant	1	NO	100000
82	92	Water treatment plant	1	NO	100000
83	93	Water treatment plant	1	NO	100000
84	94	Water treatment plant	1	NO	100000
85	95	Water treatment plant	1	NO	100000
86	96	Water treatment plant	1	NO	100000
87	97	Water treatment plant	1	NO	100000
88	98	Water treatment plant	1	NO	100000
89	99	Water treatment plant	1	NO	100000
90	100	Water treatment plant	1	NO	100000




WAKISTIA	270MW POWER PROJECT AT HASKARA
IBMS	270MW POWER PROJECT AT HASKARA
DBAA214942 XX	

INTERCONNECTION SCHEME FOR THE POWER DISPERSAL OF THE PLANT*

The Power of the Power Plant shall be dispersed to system directly within FESCO load center at 132 KV voltage level as follows:-

- A new 132 KV D/C Transmission Line approximately 5-KM long (on ACSR Rail Conductor) from Liberty Power Plant to proposed Industrial Estate (M-3) Grid Station.
- A new 132 KV D/C Transmission Line about 12 KM long (on ACSR Zigolo Conductor) for making In-Out at Liberty Power Plant, of one circuit of existing 132 KV Chiniot Industrial-Industrial Estate (M-3) Grid Station Transmission Line.




[Handwritten signature]

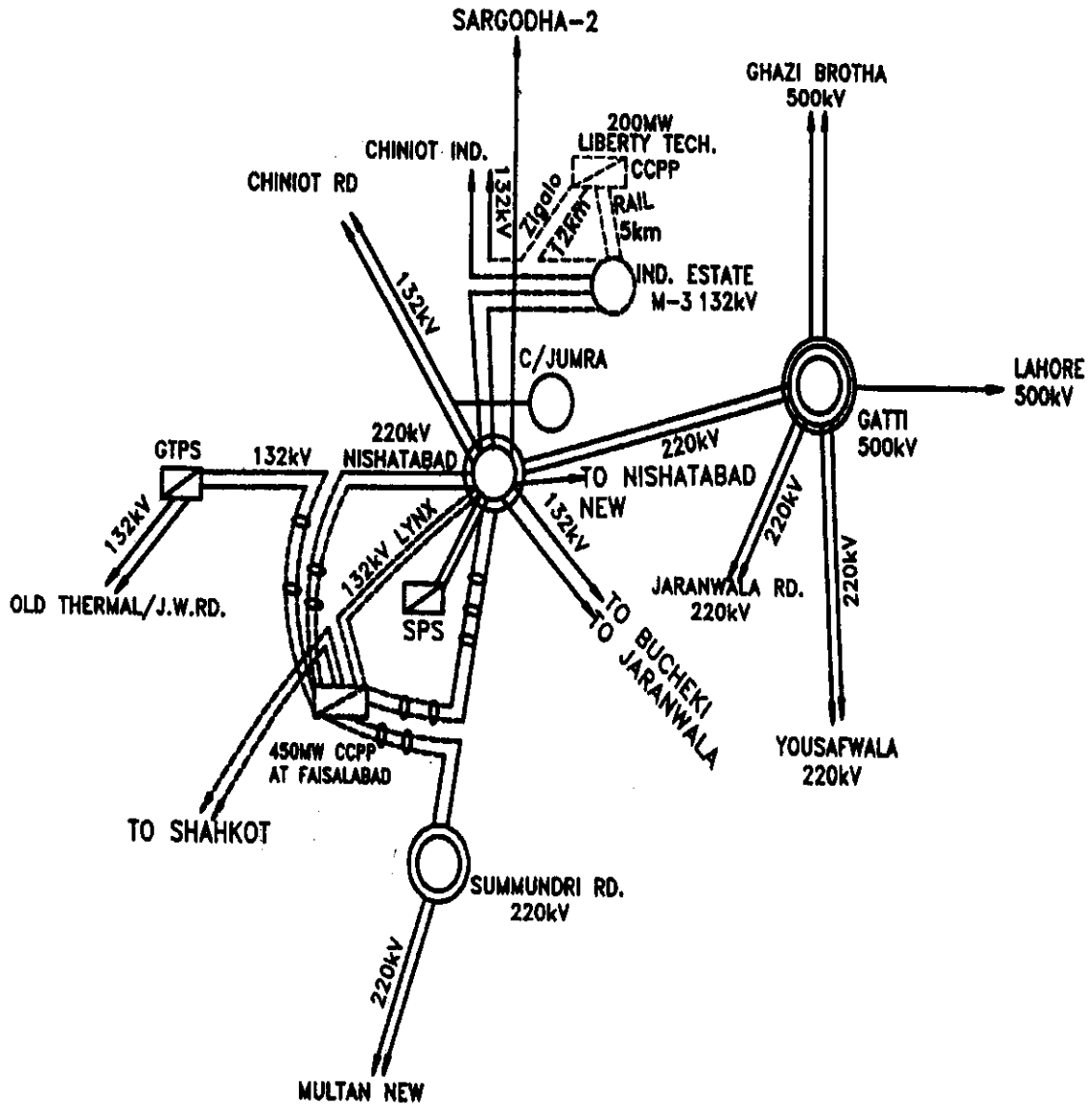
* As provided in the Interconnection Study submitted by Liberty Power Tech Limited

[Handwritten signature]

[Handwritten initials]



Interconnection Arrangements for Dispersal of Power
 from Liberty Power Tech Limited



[Handwritten signature]



Plant Details[†]

1. General Information

i.	Name of Applicant	Liberty Power Tech Limited
ii.	Registered/Business Office	A-51/A, S.I.T.E Karachi-75700
iii.	Plant Location	Near Sahianwala Interchange of M-3 Motorway, at 5-KM Sahianwala-Chiniot Road District, Faisalabad, Punjab
iv.	Type of Generation Facility	Thermal Generation (Combined Cycle)

2. Plant Configuration

i.	Plant Size Installed Capacity (Gross ISO)	202.179 MW
ii.	Type of Technology	Reciprocating Engines
iii.	Number of Units/Size (MW)	Reciprocating Engines : 11 x 17.076 MW
		Steam Turbine : 1x 14.343 MW
iv.	Unit Make & Model	Reciprocating Engines – Wartsila 18V46
		Steam Turbine –Peter Brotherhood
v.	De-rated Capacity at Mean Site Conditions	200.00 MW
vi.	Auxiliary Consumption	5.00 MW
vii.	Commissioning and Commercial Operation date	December 31, 2010
viii.	Expected Life of the Facility from Commercial Operation Date	25 years

[†] As provided by the Applicant



3. Fuel Details

i.	Primary Fuel	Residual Fuel Oil (RFO)	
ii.	Back-up Fuel (emergency/Start Up Only)	High Speed Diesel (HSD)	
iii.	Fuel Source (Imported/Indigenous)	Local/Imported	
iv.	Fuel Supplier	Pakistan State Oil (PSO)/Shell, Pakistan	
v.	Supply Arrangement	Through bowzers to the site.	
vi.	No of Storage Tanks	Primary Fuel (RFO)	Back-up Fuel (HSD)
		3	1
vii.	Storage Capacity of each Tank	Primary Fuel (RFO)	Back-up Fuel (HSD)
		10,000 Tons	2000 Tons
viii.	Gross Storage	Primary Fuel (RFO)	Back-up Fuel (HSD)
		30,000 Tons	2000 Tons

4. Emission Values

i.	SO _x	Primary Fuel (RFO)	Back-up Fuel (HSD)
		Max. 2030 mg/Nm ³	To be provided later
ii.	NO _x	Max. 2000 mg/Nm ³	-Do-
iii.	CO	Max 100 mg/Nm ³	-Do-
iv.	PM ₁₀	Max. 110 mg / Nm ³	-Do-

5. Cooling System

i.	Cooling Water Source/Cycle	Tube wells/Closed Cycle
----	----------------------------	-------------------------


Handwritten signatures and initials: "hat J", "2", "N", "b".



6. Plant Characteristics


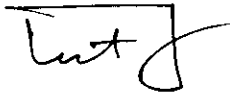
i.	Generation Voltage	15 kV
ii.	Frequency	50 Hz
iii.	Power Factor	0.8
iv.	Automatic Generation Control	Yes
v.	Ramping Rate	15KW / sec.
vi.	Time required to Synchronize to Grid and loading the complex to full load.	Hot start 45 -60 sec.

Handwritten signature and scribbles



SCHEDULE-II

The net capacity of the Licensee's Generation Facilities






SCHEDULE-II*

1.	Installed Capacity Gross ISO	202.179 MW
2.	De-rated Capacity at Mean Site Conditions	200.00 MW
3.	Auxiliary Consumption	5.00 MW
4.	Net Capacity of the Plant at Mean Site Conditions	195.00 MW

Note

All the above figures are indicative as provided by the Licensee. The Net Capacity available to NTDC for dispatch and other purchasers will be determined through procedures contained in the Agreements or Grid Code.





* As provided by the applicant